



F-08B

INSTRUCTION MANUAL

docomo **STYLE** series

DOCOMO W-CDMA System

Thank you for purchasing "docomo STYLE series F-08B" mobile terminal.


Before using F-08B, read this manual to ensure safe use and handling.

Instruction manuals for F-08B

The operations of F-08B are described in this manual, "使いかたガイド (Guide)" (installed in FOMA terminal) and "Instruction manual (detailed version)" (PDF file).

Instruction manual (this manual)

This manual provides information about screens and operations of basic functions.

*  is index term for "使いかたガイド (Guide)".

"使いかたガイド (Guide)" (installed in FOMA terminal)

This guide provides overviews and operations of frequently-used functions. (In Japanese only)

In F-08B Stand-by display, **MENU** ▶ **6** LifeKit ▶ **#** Guide ▶ Select a search method

"Instruction manual (detailed version)" (PDF file)

This manual provides detailed information and operations of all the functions. (In Japanese only)

(From a PC) This manual can be downloaded from NTT DOCOMO website.

<http://www.nttdocomo.co.jp/support/trouble/manual/download/index.html>

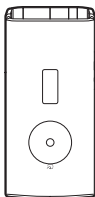
* The URL and contents are subject to change without prior notice.

- In this "F-08B INSTRUCTION MANUAL", "F-08B" mobile terminal is usually referred to as "FOMA terminal".
- In this manual, screen images with Kisekai Tool and Color theme setting set to "White" are provided.
- The images or illustration used in this manual are examples. They may differ from the actual displays.
- In this manual, "authenticate" indicates the operating procedure for entering the terminal security code in 4-8 digits (⇒P41).

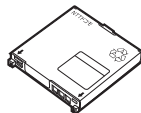
Basic package

F-08B

(including Back Cover F50 and warranty)



Battery Pack F09




Desktop Holder F30



Desktop Holder F30 is made of recycled ABS from used products.

Instruction manual



CD-ROM for F-08B



Compatible options→PXX

- Unauthorized copying of parts of or this entire manual is prohibited.
- The contents in this manual, URL and contents are subject to change without prior notice.

Contents

Introduction

FOMA Terminal.....	2
What you can do with F-08B	3
Part names and functions.....	4
Precautions (ALWAYS FOLLOW THESE DIRECTIONS)	6
Handling precautions	13
Waterproofness	15

Basic Operation



Before Using.....	21
Screen Explanation.....	24
Character Entry	29
Sound/Screen Setting.....	32
Lock/Security	41

Connect



Call Telephone.....	55
Mail.....	64
Phonebook.....	69

Search



i-mode/Full Browser.....	79
i-Channel.....	83

Enjoy



Camera	90
1Seg.....	93
Music	95
i-appli	97
i-motion/Movie.....	98

More convenient



Osaifu-Keitai	99
i-concier.....	101
Convenient tools	102
Data management.....	107

Others

Support	115
Appendix.....	125
Index.....	138

Introduction

Basic Operation

Connect

Search

Enjoy

More Convenient

Others

FOMA Terminal

- Because your FOMA terminal uses wireless transmission, it may not function in locations where it is difficult for radio waves to penetrate, such as tunnels, underground passages and some buildings, in areas where radio waves are weak, or out of service area. Even when you are high up in a tall building or condominium and nothing blocks your view outside, your FOMA terminal may not be able to receive or transmit signals. Also, communication may be interrupted even when the signal meter on your FOMA terminal indicates there are strong radio waves and you are not moving (traveling).
- Use your FOMA terminal in a way that does not disturb others in public spaces, crowded locations or quiet places.
- Because your FOMA terminal uses radio waves to communicate, it is possible that a third party may attempt to tap your calls. However, the W-CDMA system automatically applies a confidential communication function to all calls, so even if a third party could somehow tap a call, they only hear noise.
- Your FOMA terminal encodes voice communication as digital data. When you are operating your FOMA terminal while moving to a location subject to weaker radio wave conditions, the transmitted digital data may not be correctly decoded and as a result the decoded voice may differ somewhat from the actual voice.
- Maintain a separate record of the data (Phonebook, Schedule, Notepad, Recorded messages, Voice memos, Moving picture memos, etc.) you registered in your FOMA terminal. Note that DOCOMO assumes no responsibility for any loss of saved contents of data resulting from malfunction, repair, changing of the model or other handling of FOMA terminal.

- You are recommended to save important data to microSD card. Using DOCOMO keitai datalink, you can transfer and save phonebook, mail, schedule and other data to a PC.
- The user hereby agrees that the user shall be solely responsible for the result of the use of SSL/TLS.
Neither DOCOMO nor the certifier as listed herein makes any representation and warranty as for the security in the use of SSL/TLS. If the data should be erased, DOCOMO assumes no responsibility for the loss of any data.
Certifier : VeriSign Japan K.K., Cybertrust Japan Co., Ltd., GlobalSign K.K., RSA Security Japan Ltd., SECOM Trust Systems Co., Ltd., Comodo CA Ltd., Entrust, Inc.
- This FOMA terminal supports FOMA Plus-Area and FOMA HIGH-SPEED Area.
- FOMA terminal can be used only via the FOMA network provided by DOCOMO and DOCOMO's roaming area.

What you can do with F-08B

使いかたガイド (Guide)

27

Guide is useful for checking an operating procedure of the function you want to use on FOMA terminal. Without Instruction manual at hand, you can check immediately. (In Japanese only)



i-concier

101

i-concier is a service to use FOMA terminal conveniently in which a character on the stand-by display (Machi-chara) notifies you of useful information and schedules (i-schedule) can be downloaded automatically from a site. (In Japanese only)



International Roaming (WORLD WING)

62

While staying overseas, you can use the same FOMA terminal, phone number and mail address as those used in Japan (3G Areas are supported).



Kid-safe mode

47

You can restrict usable functions, so you can let your child use FOMA terminal without anxiety.

