

# PHOTOGRAPHS OF THE TEST CONFIGURATION

## CONDUCTED EMISSION TEST


### (FOR BLUETOOTH) (TEST MODE B)



## RADIATED EMISSION TEST (FOR RFID)





RADIATED EMISSION TEST  
(FOR BLUETOOTH) (TEST MODE A)






RADIATED EMISSION TEST  
(FOR BLUETOOTH) (TEST MODE B)





(For PART 22 & 24)

(X AXIS)





(For PART 22 & 24)  
(Y AXIS)



(For PART 22 & 24)  
(Z AXIS)

