



## **Appendix A. SAR Plots of System Verification**

The plots for system verification are shown as follows.

### System Check\_H835\_120921

**DUT: Dipole 835 MHz; Type: D835V2; SN: 4d021**

Communication System: CW; Frequency: 835 MHz; Duty Cycle: 1:1

Medium: H835\_0921 Medium parameters used:  $f = 835 \text{ MHz}$ ;  $\sigma = 0.913 \text{ mho/m}$ ;  $\epsilon_r = 42.52$ ;  $\rho = 1000 \text{ kg/m}^3$

Ambient Temperature : 21.5 °C ; Liquid Temperature : 20.6 °C

DASY5 Configuration:

- Probe: EX3DV4 - SN3864; ConvF(9.8, 9.8, 9.8); Calibrated: 2012/07/19;
- Sensor-Surface: 2mm (Mechanical Surface Detection)
- Electronics: DAE4 Sn1277; Calibrated: 2012/07/19
- Phantom: SAM Phantom\_Front; Type: SAM V4.0; Serial: TP 1485
- Measurement SW: DASY52, Version 52.8 (2); SEMCAD X Version 14.6.6 (6824)

**Pin=250mW/Area Scan (61x61x1):** Measurement grid: dx=15mm, dy=15mm

Maximum value of SAR (interpolated) = 3.03 W/kg

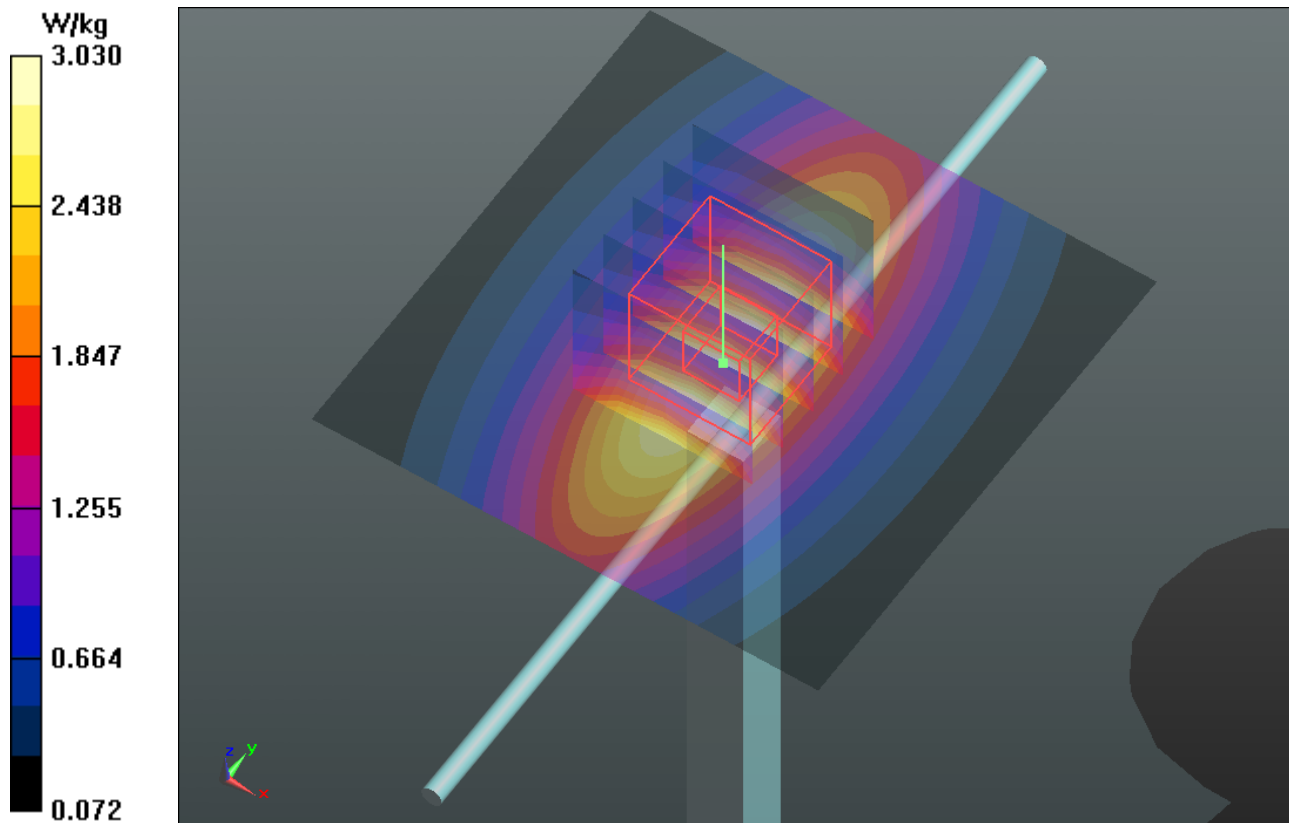
**Pin=250mW/Zoom Scan (5x5x7)/Cube 0:** Measurement grid: dx=8mm, dy=8mm, dz=5mm

Reference Value = 55.363 V/m; Power Drift = 0.01 dB

Peak SAR (extrapolated) = 3.611 mW/g

**SAR(1 g) = 2.38 mW/g; SAR(10 g) = 1.56 mW/g**

Maximum value of SAR (measured) = 3.03 W/kg



### System Check\_H1900\_120923

**DUT: Dipole 1900 MHz; Type: D1900V2; SN: 5d036**

Communication System: CW; Frequency: 1900 MHz; Duty Cycle: 1:1

Medium: H1900\_0923 Medium parameters used:  $f = 1900 \text{ MHz}$ ;  $\sigma = 1.441 \text{ mho/m}$ ;  $\epsilon_r = 39.728$ ;  $\rho = 1000 \text{ kg/m}^3$

Ambient Temperature : 21.8 °C ; Liquid Temperature : 20.6 °C

DASY5 Configuration:

- Probe: EX3DV4 - SN3650; ConvF(7.4, 7.4, 7.4); Calibrated: 2011/10/26;
- Sensor-Surface: 2mm (Mechanical Surface Detection)
- Electronics: DAE4 Sn861; Calibrated: 2012/08/23
- Phantom: SAM Phantom\_Front; Type: SAM V4.0; Serial: TP 1485
- Measurement SW: DASY52, Version 52.8 (2); SEMCAD X Version 14.6.6 (6824)

**Pin=250mW/Area Scan (61x61x1):** Measurement grid: dx=15mm, dy=15mm

Maximum value of SAR (interpolated) = 14.3 W/kg

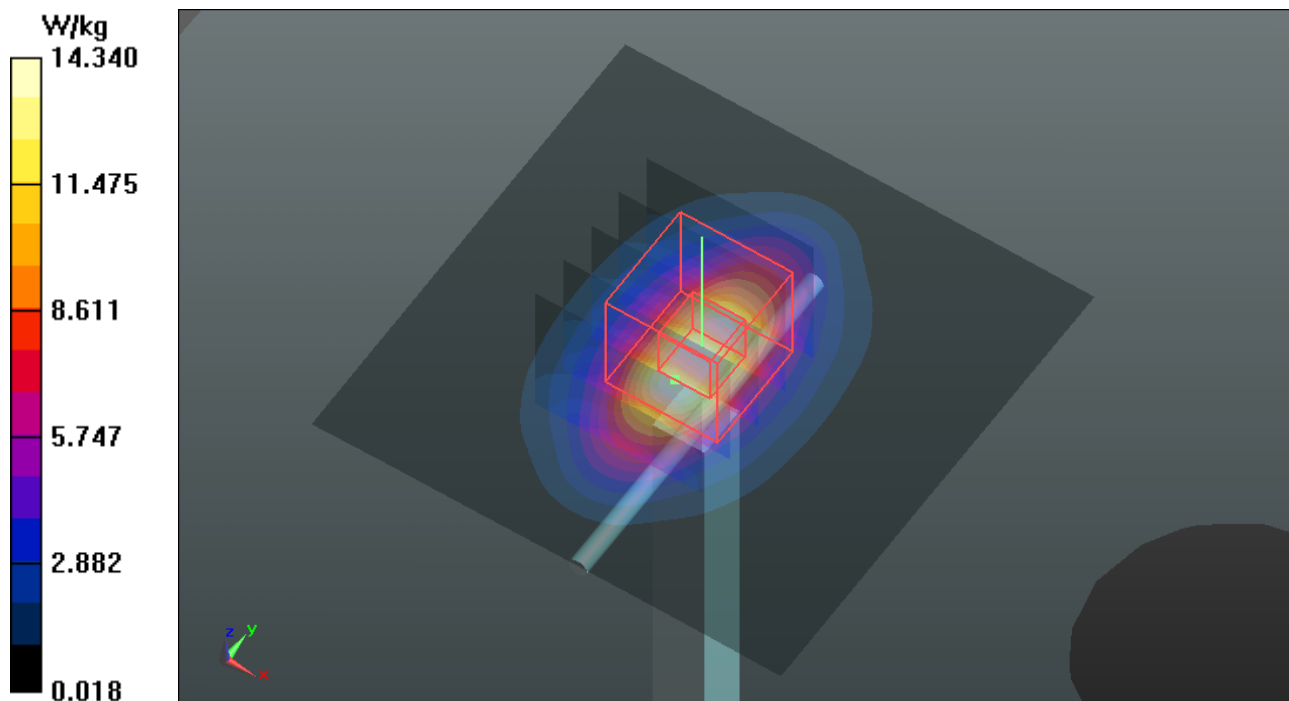
**Pin=250mW/Zoom Scan (5x5x7)/Cube 0:** Measurement grid: dx=8mm, dy=8mm, dz=5mm

Reference Value = 99.645 V/m; Power Drift = 0.01 dB

Peak SAR (extrapolated) = 18.208 mW/g

**SAR(1 g) = 9.55 mW/g; SAR(10 g) = 4.92 mW/g**

Maximum value of SAR (measured) = 13.9 W/kg



## System Check\_H2450\_121005

**DUT: Dipole 2450 MHz; Type: D2450V2; SN: 737**

Communication System: CW; Frequency: 2450 MHz; Duty Cycle: 1:1

Medium: H2450\_1005 Medium parameters used:  $f = 2450$  MHz;  $\sigma = 1.865$  mho/m;  $\epsilon_r = 40.552$ ;  $\rho = 1000$  kg/m<sup>3</sup>

Ambient Temperature : 21.6 °C ; Liquid Temperature : 20.1 °C

DASY5 Configuration:

- Probe: EX3DV4 - SN3590; ConvF(7.88, 7.88, 7.88); Calibrated: 2012/02/23;
- Sensor-Surface: 2mm (Mechanical Surface Detection)
- Electronics: DAE3 Sn579; Calibrated: 2012/04/27
- Phantom: SAM with CRP v5.0 Front; Type: QD000P40CD; Serial: TP:1653
- Measurement SW: DASY52, Version 52.8 (2); SEMCAD X Version 14.6.6 (6824)

**Pin=250mW/Area Scan (61x61x1):** Measurement grid: dx=15mm, dy=15mm

Maximum value of SAR (interpolated) = 22.0 W/kg

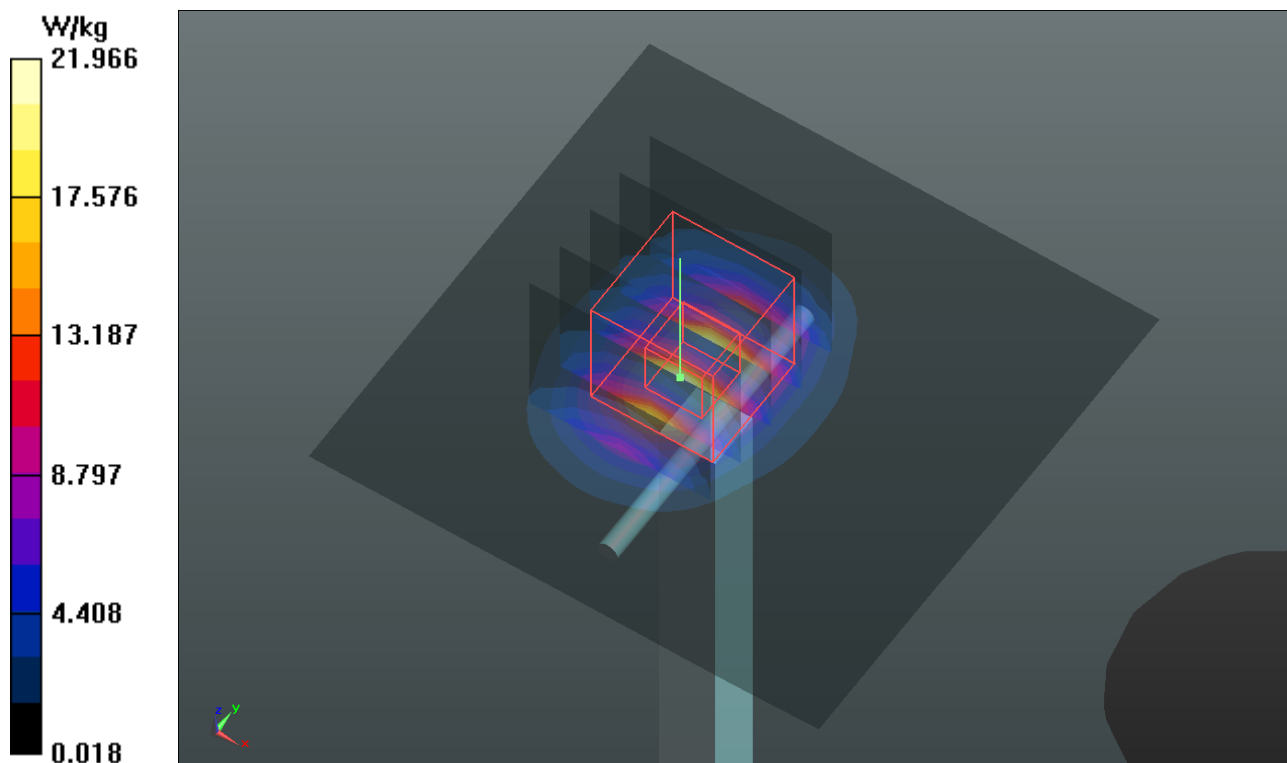
**Pin=250mW/Zoom Scan (5x5x7)/Cube 0:** Measurement grid: dx=8mm, dy=8mm, dz=5mm

Reference Value = 108.1 V/m; Power Drift = -0.13 dB

Peak SAR (extrapolated) = 27.771 mW/g

**SAR(1 g) = 13.1 mW/g; SAR(10 g) = 5.93 mW/g**

Maximum value of SAR (measured) = 20.1 W/kg



### System Check\_H5200\_121007

**DUT: Dipole 5 GHz; Type: D5GHzV2; SN: 1018**

Communication System: CW; Frequency: 5200 MHz; Duty Cycle: 1:1

Medium: H5G\_1007 Medium parameters used:  $f = 5200$  MHz;  $\sigma = 4.688$  mho/m;  $\epsilon_r = 36.999$ ;  $\rho = 1000$  kg/m<sup>3</sup>

Ambient Temperature : 21.6 °C ; Liquid Temperature : 20.3 °C

DASY5 Configuration:

- Probe: EX3DV4 - SN3820; ConvF(5.15, 5.15, 5.15); Calibrated: 2011/12/16;
- Sensor-Surface: 2mm (Mechanical Surface Detection)
- Electronics: DAE4 Sn1277; Calibrated: 2012/07/19
- Phantom: SAM with CRP v5.0 Front; Type: QD000P40CD; Serial: TP:1653
- Measurement SW: DASY52, Version 52.8 (2); SEMCAD X Version 14.6.6 (6824)

**Pin=100mW/Area Scan (91x91x1):** Measurement grid: dx=10mm, dy=10mm

Maximum value of SAR (interpolated) = 16.3 W/kg

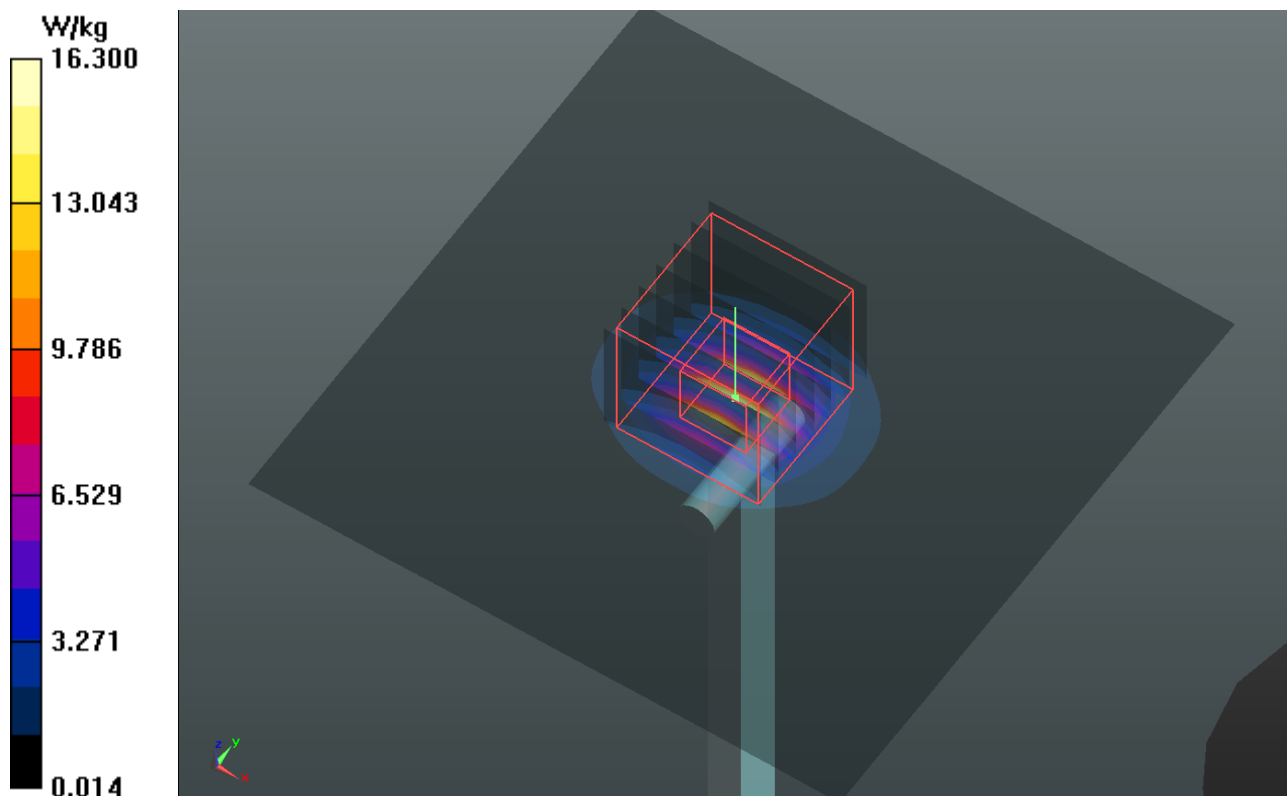
**Pin=100mW/Zoom Scan (7x7x9)/Cube 0:** Measurement grid: dx=4mm, dy=4mm, dz=2.5mm

Reference Value = 62.786 V/m; Power Drift = -0.01 dB

Peak SAR (extrapolated) = 32.632 mW/g

**SAR(1 g) = 7.78 mW/g; SAR(10 g) = 2.2 mW/g**

Maximum value of SAR (measured) = 16.5 W/kg



### System Check\_H5500\_121007

**DUT: Dipole 5 GHz; Type: D5GHzV2; SN: 1018**

Communication System: CW; Frequency: 5500 MHz; Duty Cycle: 1:1

Medium: H5G\_1007 Medium parameters used:  $f = 5500$  MHz;  $\sigma = 5.065$  mho/m;  $\epsilon_r = 36.364$ ;  $\rho = 1000$  kg/m<sup>3</sup>

Ambient Temperature : 21.6 °C ; Liquid Temperature : 20.3 °C

DASY5 Configuration:

- Probe: EX3DV4 - SN3820; ConvF(4.59, 4.59, 4.59); Calibrated: 2011/12/16;
- Sensor-Surface: 2mm (Mechanical Surface Detection)
- Electronics: DAE4 Sn1277; Calibrated: 2012/07/19
- Phantom: SAM with CRP v5.0 Front; Type: QD000P40CD; Serial: TP:1653
- Measurement SW: DASY52, Version 52.8 (2); SEMCAD X Version 14.6.6 (6824)

**Pin=100mW/Area Scan (91x91x1):** Measurement grid: dx=10mm, dy=10mm

Maximum value of SAR (interpolated) = 19.3 W/kg

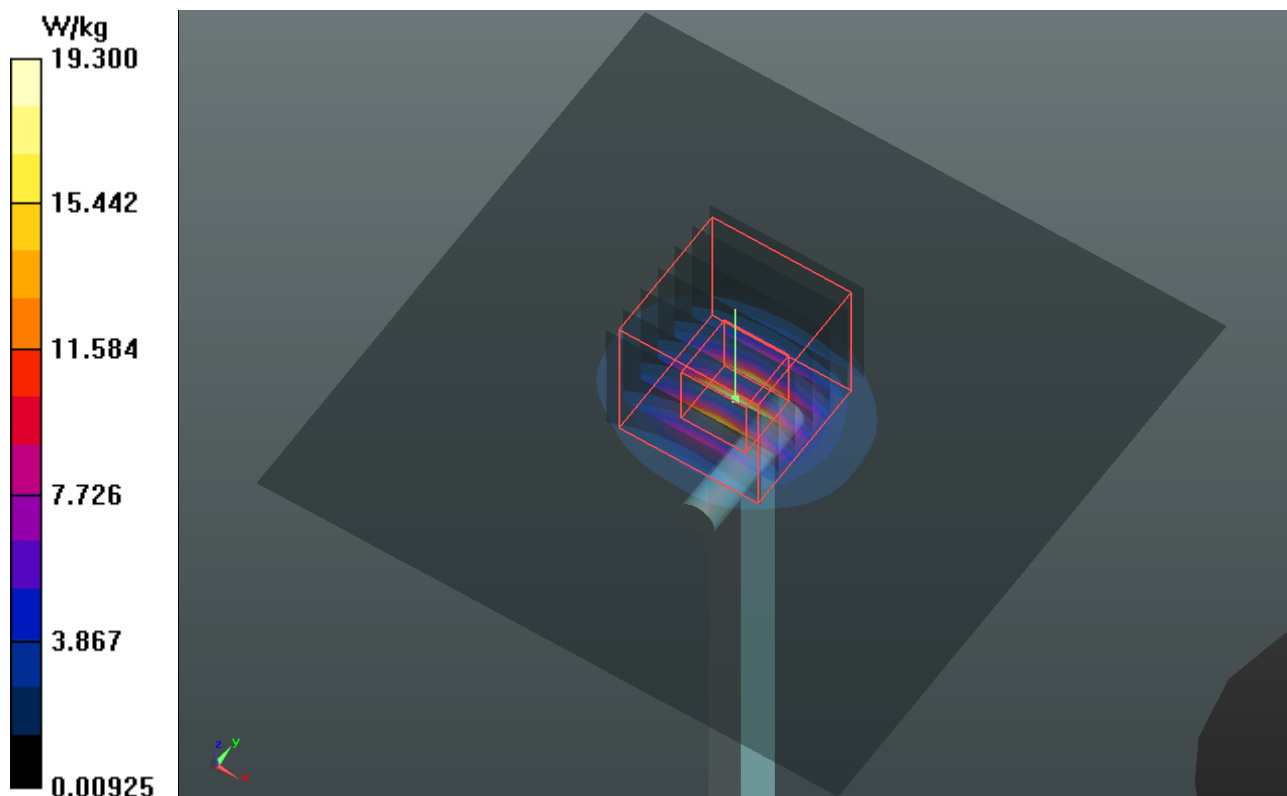
**Pin=100mW/Zoom Scan (7x7x9)/Cube 0:** Measurement grid: dx=4mm, dy=4mm, dz=2.5mm

Reference Value = 66.795 V/m; Power Drift = -0.15 dB

Peak SAR (extrapolated) = 38.502 mW/g

**SAR(1 g) = 8.96 mW/g; SAR(10 g) = 2.51 mW/g**

Maximum value of SAR (measured) = 19.2 W/kg



### System Check\_B835\_120924

**DUT: Dipole 835 MHz; Type: D835V2; SN: 4d021**

Communication System: CW; Frequency: 835 MHz; Duty Cycle: 1:1

Medium: B835\_0924 Medium parameters used:  $f = 835$  MHz;  $\sigma = 0.98$  mho/m;  $\epsilon_r = 55.9$ ;  $\rho = 1000$  kg/m<sup>3</sup>

Ambient Temperature : 21.7 °C ; Liquid Temperature : 20.5 °C

DASY4 Configuration:

- Probe: EX3DV4 - SN3864; ConvF(9.94, 9.94, 9.94); Calibrated: 2012/07/19
- Sensor-Surface: 2mm (Mechanical Surface Detection)
- Electronics: DAE4 Sn1277; Calibrated: 2012/07/19
- Phantom: SAM Phantom\_Left; Type: SAM V4.0; Serial: TP 1652
- Measurement SW: DASY4, V4.7 Build 80; Postprocessing SW: SEMCAD, V1.8 Build 186

**Pin=250mW/Area Scan (61x61x1):** Measurement grid: dx=15mm, dy=15mm

Maximum value of SAR (interpolated) = 3.04 mW/g

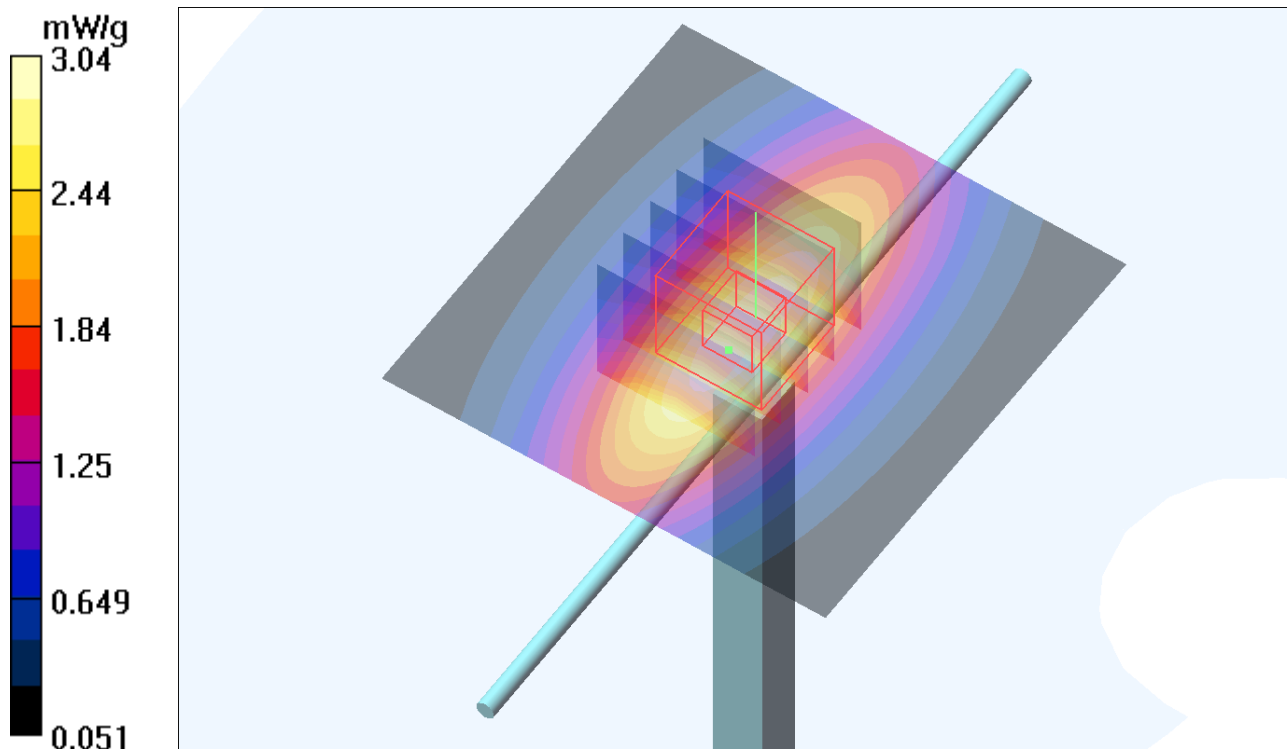
**Pin=250mW/Zoom Scan (5x5x7)/Cube 0:** Measurement grid: dx=8mm, dy=8mm, dz=5mm

Reference Value = 53.6 V/m; Power Drift = -0.015 dB

Peak SAR (extrapolated) = 3.53 W/kg

**SAR(1 g) = 2.38 mW/g; SAR(10 g) = 1.57 mW/g**

Maximum value of SAR (measured) = 3.00 mW/g



### System Check\_B1900\_120925

**DUT: Dipole 1900 MHz; Type: D1900V2; SN: 5d036**

Communication System: CW; Frequency: 1900 MHz; Duty Cycle: 1:1

Medium: B1900\_0925 Medium parameters used:  $f = 1900$  MHz;  $\sigma = 1.55$  mho/m;  $\epsilon_r = 52.8$ ;  $\rho = 1000$  kg/m<sup>3</sup>

Ambient Temperature : 21.9 °C ; Liquid Temperature : 20.3 °C

DASY4 Configuration:

- Probe: EX3DV4 - SN3590; ConvF(8.07, 8.07, 8.07); Calibrated: 2012/02/23
- Sensor-Surface: 2mm (Mechanical Surface Detection)
- Electronics: DAE3 Sn579; Calibrated: 2012/04/27
- Phantom: SAM Phantom\_Left; Type: SAM V4.0; Serial: TP 1652
- Measurement SW: DASY4, V4.7 Build 80; Postprocessing SW: SEMCAD, V1.8 Build 186

**Pin=250mW/Area Scan (61x61x1):** Measurement grid: dx=15mm, dy=15mm

Maximum value of SAR (interpolated) = 13.7 mW/g

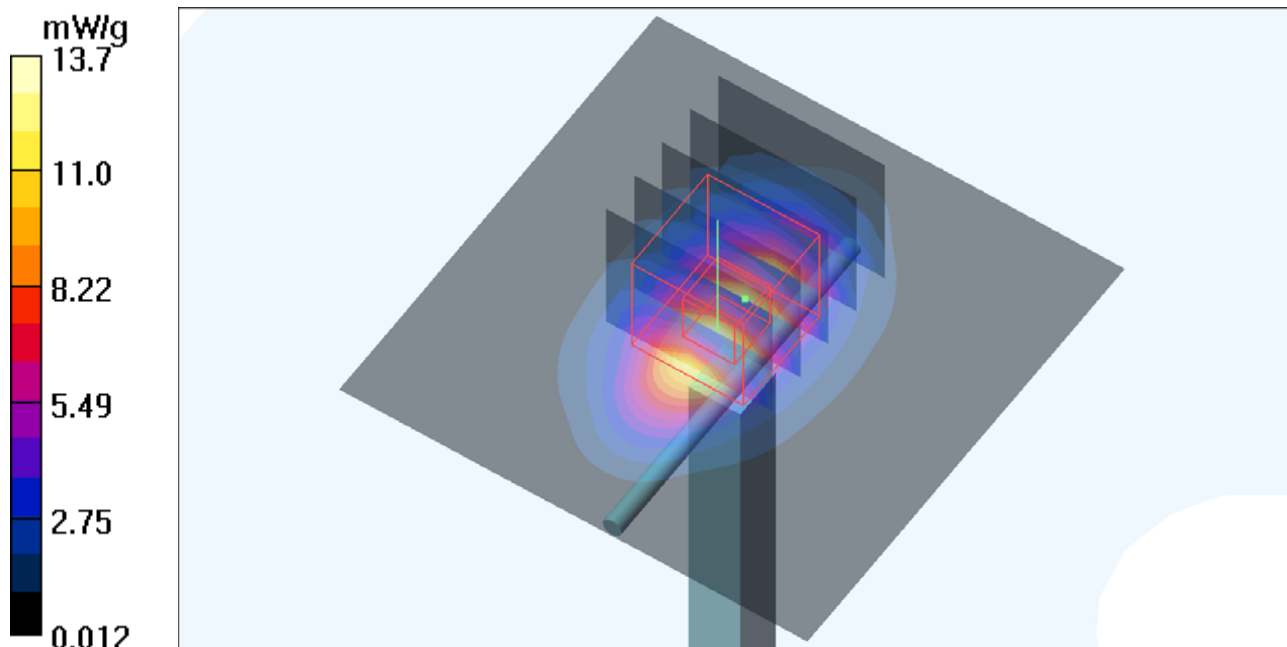
**Pin=250mW/Zoom Scan (5x5x7)/Cube 0:** Measurement grid: dx=8mm, dy=8mm, dz=5mm

Reference Value = 94.5 V/m; Power Drift = -0.007 dB

Peak SAR (extrapolated) = 16.6 W/kg

**SAR(1 g) = 9.43 mW/g; SAR(10 g) = 4.94 mW/g**

Maximum value of SAR (measured) = 13.3 mW/g





### System Check\_B2450\_121007

**DUT: Dipole 2450 MHz; Type: D2450V2; SN: 737**

Communication System: CW; Frequency: 2450 MHz; Duty Cycle: 1:1

Medium: B2450\_1007 Medium parameters used:  $f = 2450$  MHz;  $\sigma = 2.016$  mho/m;  $\epsilon_r = 52.949$ ;  $\rho = 1000$  kg/m<sup>3</sup>

Ambient Temperature : 22.5 °C ; Liquid Temperature : 21.5 °C

DASY5 Configuration:

- Probe: EX3DV4 - SN3820; ConvF(7.34, 7.34, 7.34); Calibrated: 2011/12/16;
- Sensor-Surface: 2mm (Mechanical Surface Detection)
- Electronics: DAE4 Sn1277; Calibrated: 2012/07/19
- Phantom: ELI v4.0; Type: QDOVA001BA; Serial: TP:1043
- Measurement SW: DASY52, Version 52.8 (2); SEMCAD X Version 14.6.6 (6824)

**Pin=250mW/Area Scan (61x61x1):** Measurement grid: dx=15mm, dy=15mm

Maximum value of SAR (interpolated) = 18.3 W/kg

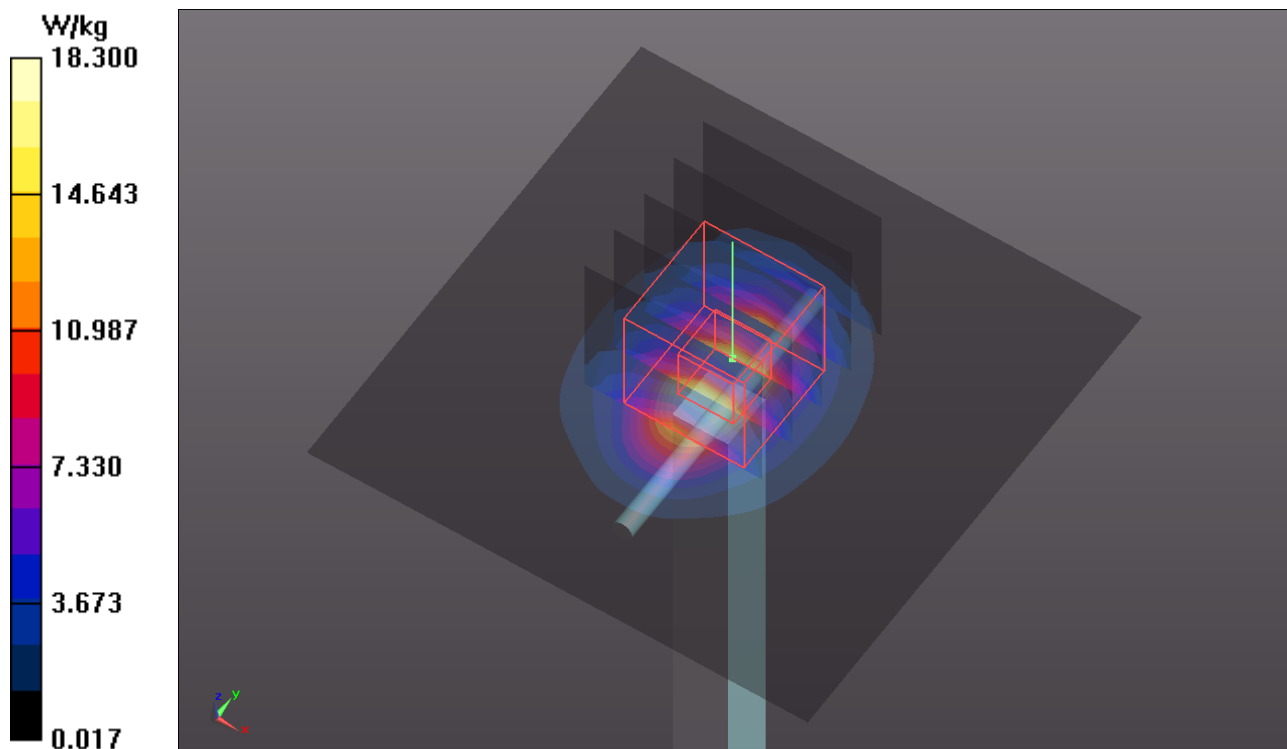
**Pin=250mW/Zoom Scan (5x5x7)/Cube 0:** Measurement grid: dx=8mm, dy=8mm, dz=5mm

Reference Value = 94.768 V/m; Power Drift = -0.02 dB

Peak SAR (extrapolated) = 24.839 mW/g

**SAR(1 g) = 11.8 mW/g; SAR(10 g) = 5.42 mW/g**

Maximum value of SAR (measured) = 17.7 W/kg



### System Check\_B5200\_121004

**DUT: Dipole 5 GHz; Type: D5GHzV2; SN: 1018**

Communication System: CW; Frequency: 5200 MHz; Duty Cycle: 1:1

Medium: B5G\_1004 Medium parameters used:  $f = 5200$  MHz;  $\sigma = 5.278$  mho/m;  $\epsilon_r = 48.936$ ;  $\rho = 1000$  kg/m<sup>3</sup>

Ambient Temperature : 21.8 °C ; Liquid Temperature : 20.2 °C

DASY5 Configuration:

- Probe: EX3DV4 - SN3590; ConvF(4.89, 4.89, 4.89); Calibrated: 2012/02/23;
- Sensor-Surface: 2mm (Mechanical Surface Detection)
- Electronics: DAE3 Sn579; Calibrated: 2012/04/27
- Phantom: ELI v4.0; Type: QDOVA001BA; Serial: TP:1043
- Measurement SW: DASY52, Version 52.8 (2); SEMCAD X Version 14.6.6 (6824)

**Pin=100mW/Area Scan (91x91x1):** Measurement grid: dx=10mm, dy=10mm

Maximum value of SAR (interpolated) = 14.2 W/kg

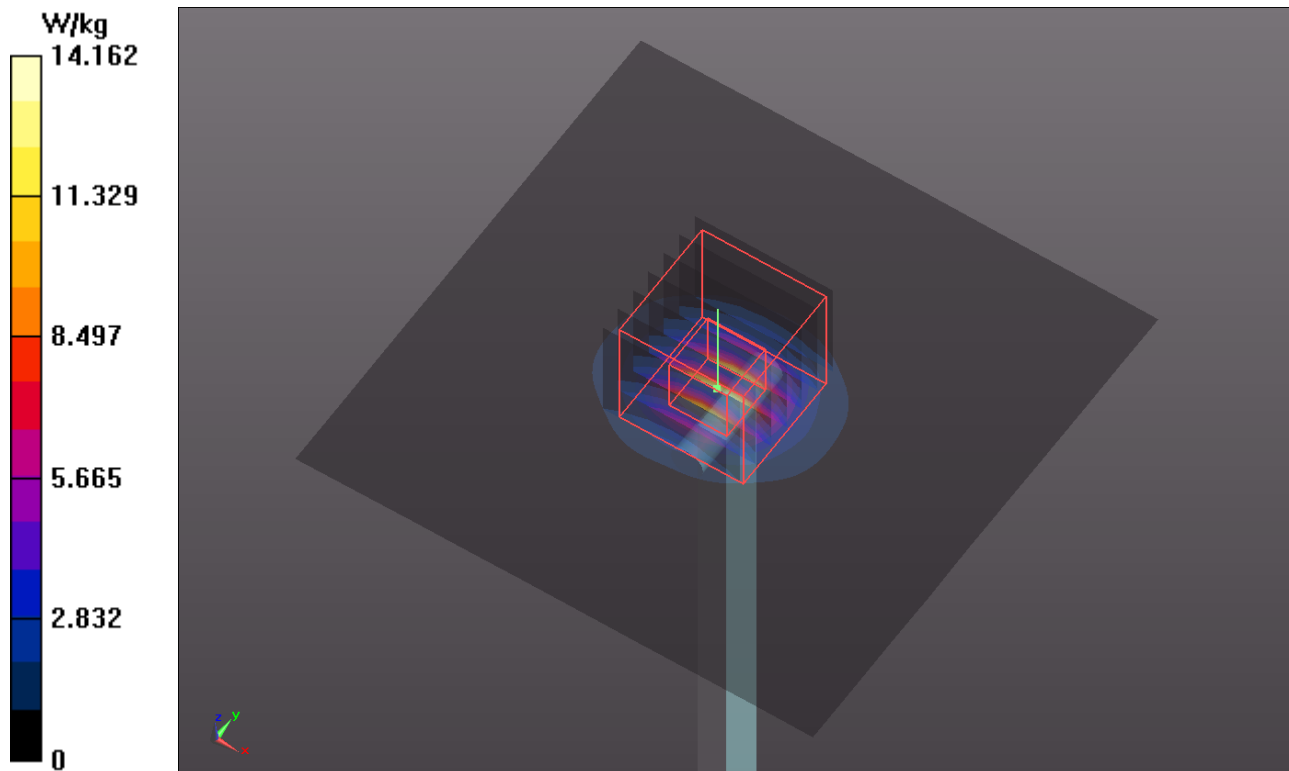
**Pin=100mW/Zoom Scan (7x7x9)/Cube 0:** Measurement grid: dx=4mm, dy=4mm, dz=2.5mm

Reference Value = 58.141 V/m; Power Drift = -0.04 dB

Peak SAR (extrapolated) = 25.866 mW/g

**SAR(1 g) = 6.93 mW/g; SAR(10 g) = 1.96 mW/g**

Maximum value of SAR (measured) = 14.7 W/kg



## System Check\_B5200\_121005

**DUT: Dipole 5 GHz; Type: D5GHzV2; SN: 1018**

Communication System: CW; Frequency: 5200 MHz; Duty Cycle: 1:1

Medium: B5G\_1005 Medium parameters used:  $f = 5200$  MHz;  $\sigma = 5.243$  mho/m;  $\epsilon_r = 49.431$ ;  $\rho = 1000$  kg/m<sup>3</sup>

Ambient Temperature : 21.6 °C ; Liquid Temperature : 20.4 °C

DASY5 Configuration:

- Probe: EX3DV4 - SN3590; ConvF(4.89, 4.89, 4.89); Calibrated: 2012/02/23;
- Sensor-Surface: 2mm (Mechanical Surface Detection)
- Electronics: DAE3 Sn579; Calibrated: 2012/04/27
- Phantom: ELI v4.0; Type: QDOVA001BA; Serial: TP:1043
- Measurement SW: DASY52, Version 52.8 (2); SEMCAD X Version 14.6.6 (6824)

**Pin=100mW/Area Scan (91x91x1):** Measurement grid: dx=10mm, dy=10mm

Maximum value of SAR (interpolated) = 14.1 W/kg

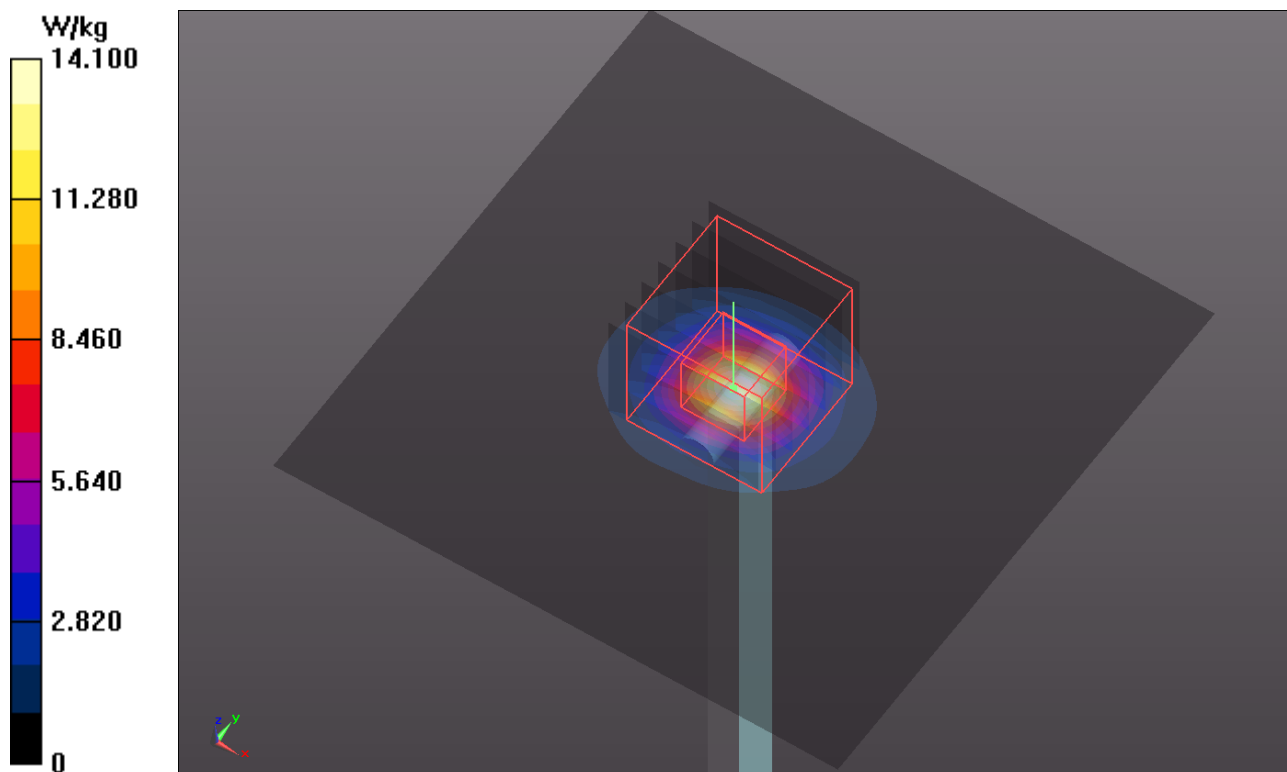
**Pin=100mW/Zoom Scan (7x7x9)/Cube 0:** Measurement grid: dx=4mm, dy=4mm, dz=2.5mm

Reference Value = 58.141 V/m; Power Drift = -0.04 dB

Peak SAR (extrapolated) = 25.693 mW/g

**SAR(1 g) = 6.88 mW/g; SAR(10 g) = 1.95 mW/g**

Maximum value of SAR (measured) = 14.6 W/kg



### System Check\_B5500\_121005

**DUT: Dipole 5 GHz; Type: D5GHzV2; SN: 1018**

Communication System: CW; Frequency: 5500 MHz; Duty Cycle: 1:1

Medium: B5G\_1005 Medium parameters used:  $f = 5500$  MHz;  $\sigma = 5.693$  mho/m;  $\epsilon_r = 48.944$ ;  $\rho = 1000$  kg/m<sup>3</sup>

Ambient Temperature : 21.6 °C ; Liquid Temperature : 20.4 °C

DASY5 Configuration:

- Probe: EX3DV4 - SN3590; ConvF(4.35, 4.35, 4.35); Calibrated: 2012/02/23;
- Sensor-Surface: 2mm (Mechanical Surface Detection)
- Electronics: DAE3 Sn579; Calibrated: 2012/04/27
- Phantom: ELI v4.0; Type: QDOVA001BA; Serial: TP:1043
- Measurement SW: DASY52, Version 52.8 (2); SEMCAD X Version 14.6.6 (6824)

**Pin=100mW/Area Scan (91x91x1):** Measurement grid: dx=10mm, dy=10mm

Maximum value of SAR (interpolated) = 16.5 W/kg

**Pin=100mW/Zoom Scan (7x7x9)/Cube 0:** Measurement grid: dx=4mm, dy=4mm, dz=2.5mm

Reference Value = 60.257 V/m; Power Drift = 0.01 dB

Peak SAR (extrapolated) = 30.488 mW/g

**SAR(1 g) = 7.82 mW/g; SAR(10 g) = 2.11 mW/g**

Maximum value of SAR (measured) = 16.0 W/kg

