

Appendix B. Test Photos


1. Photographs of Conducted Emissions Test Configuration

Test Mode: PCB Mode

FRONT VIEW



REAR VIEW



SIDE VIEW



2. Photographs of Radiated Emissions Test Configuration

9kHz ~30MHz

FRONT VIEW



REAR VIEW



30MHz~1GHz

Test Mode: PCB Mode

FRONT VIEW




REAR VIEW



30MHz~1GHz

Test Mode: PIFA Mode

FRONT VIEW




REAR VIEW




Above 1GHz

Test Mode: PCB Mode

FRONT VIEW




REAR VIEW



Above 1GHz

Test Mode: PIFA Mode

FRONT VIEW



REAR VIEW

