

APPENDIX 3: Photographs of test setup

Conducted Emission

Near field Loop Antenna without cable




Photo 1




Photo 2

UL Japan, Inc.

Ise EMC Lab.

4383-326 Asama-cho, Ise-shi, Mie-ken 516-0021 JAPAN

Telephone : +81 596 24 8999

Facsimile : +81 596 24 8124

Conducted Emission
Circular Polarized Antenna without cable




Photo 1




Photo 2

UL Japan, Inc.

Ise EMC Lab.

4383-326 Asama-cho, Ise-shi, Mie-ken 516-0021 JAPAN

Telephone : +81 596 24 8999

Facsimile : +81 596 24 8124

Conducted Emission
Cable Antenna (1m)




Photo 1




Photo 2

UL Japan, Inc.

Ise EMC Lab.

4383-326 Asama-cho, Ise-shi, Mie-ken 516-0021 JAPAN

Telephone : +81 596 24 8999

Facsimile : +81 596 24 8124

Radiated Spurious Emission
Near field Loop Antenna without cable



Photo 1




Photo 2

UL Japan, Inc.

Ise EMC Lab.

4383-326 Asama-cho, Ise-shi, Mie-ken 516-0021 JAPAN

Telephone : +81 596 24 8999

Facsimile : +81 596 24 8124

Radiated Spurious Emission
Circular Polarized Antenna without cable



Photo 1




Photo 2

Radiated Spurious Emission
Cable Antenna (1m)




Photo 1



Photo 2

UL Japan, Inc.

Ise EMC Lab.

4383-326 Asama-cho, Ise-shi, Mie-ken 516-0021 JAPAN

Telephone : +81 596 24 8999

Facsimile : +81 596 24 8124

Worst Case Position


Above 1GHz

Module + Near field Loop Antenna (Horizontal: Y-axis/ Vertical:Z-axis)

Below 1GHz

Module + Near field Loop Antenna (Horizontal: X-axis/ Vertical:Y-axis)

X-axis



Y-axis




Z-axis



Worst Case Position
Module + Circular Polarized Antenna (Horizontal: Z-axis/ Vertical:Y-axis)


X-axis



Y-axis



Z-axis



Worst Case Position
Module + Cable Antenna

Above 1GHz

Cable Antenna (Horizontal: X-axis/ Vertical:X-axis)

Module (Horizontal: X-axis/ Vertical:X-axis)

Below 1GHz


Cable Antenna (Horizontal: X-axis/ Vertical:Z-axis)

Module (Horizontal: X-axis/ Vertical:Z-axis)


Cable Antenna
X-axis




Module
X-axis




Y-axis




Y-axis



Z-axis



Z-axis



End of Report

UL Japan, Inc.

Ise EMC Lab.

4383-326 Asama-cho, Ise-shi, Mie-ken 516-0021 JAPAN

Telephone : +81 596 24 8999

Facsimile : +81 596 24 8124