

APPENDIX 3: Photographs of test setup

Conducted Emission
(Model No.: ZF)




Photo 1




Photo 2

UL Japan, Inc.
Ise HQ EMC Lab.

4383-326 Asama-cho, Ise-shi, Mie-ken 516-0021 JAPAN

Telephone : +81 596 24 8999

Facsimile : +81 596 24 8124

Conducted Emission
(Model No.: ZW)




Photo 1




Photo 2

Radiated Spurious Emission
(Model No.: ZF)




Photo 1




Photo 2

UL Japan, Inc.
Ise HQ EMC Lab.

4383-326 Asama-cho, Ise-shi, Mie-ken 516-0021 JAPAN

Telephone : +81 596 24 8999

Facsimile : +81 596 24 8124

Radiated Spurious Emission
(Model No.: ZW)



Photo 1




Photo 2

UL Japan, Inc.
Ise HQ EMC Lab.


4383-326 Asama-cho, Ise-shi, Mie-ken 516-0021 JAPAN

Telephone : +81 596 24 8999

Facsimile : +81 596 24 8124

Worst Case Position
Above 1GHz (Horizontal: Y-axis/ Vertical:Z-axis)
Below 1GHz (Horizontal: X-axis/ Vertical:X-axis)


X-axis



Y-axis



Z-axis



End of Report

UL Japan, Inc.
Ise HQ EMC Lab.

4383-326 Asama-cho, Ise-shi, Mie-ken 516-0021 JAPAN

Telephone : +81 596 24 8999

Facsimile : +81 596 24 8124