


TypeYD External Photos

Please refer to the label figure for the contents of the label notation.




Module(Top --- Shielded)

TypeYD External Photos




Module(Back)

TypeYD External Photos




Module(Top --- Shielded, Bird's-eyes view)

TypeYD External Photos



Module (Back --- Shielded, Bird's-eyes view)

TypeYD External Photos



Module and Antenna Connection

This module and antenna are concrete design, and designed according to KDB996369. The connection to the antenna is made through a host's printed board micro-strip trace layout to a trace antenna on a printed circuit board.

The module has been performed the testing in a state of being installed on a test jig board as pictured above simulating the board of the installed end product, confirmed the compliance. The module and antenna will be trace designed according to antenna specification and OEM instructions submitted in this application.