

APPENDIX 3: Photographs of test setup

Conducted Emission




Photo 1




Photo 2

Radiated Spurious Emission




Photo 1




Photo 2

UL Japan, Inc.

Head Office EMC Lab.

4383-326 Asama-cho, Ise-shi, Mie-ken 516-0021 JAPAN

Telephone : +81 596 24 8999

Facsimile : +81 596 24 8124

Worst Case Position

**Below 1GHz (Horizontal: Z-axis/ Vertical: Z-axis)
Above 1GHz (Horizontal: Y-axis/ Vertical: Z-axis)**

X-axis



Y-axis



Z-axis



Jig Board*



*Jig board was shaped as shown above so that it does not shield the rear side of the EUT.

End of Report