

APPENDIX 3: Photographs of test setup

Radiated Spurious Emission



Photo 1





Photo 2

Worst Case Position (Horizontal: Y-axis/ Vertical:Z-axis)


X-axis



Y-axis



Z-axis



End of Report