

APPENDIX 3: Photographs of test setup

Radiated Spurious Emission




Photo 1





Photo 2

Worst Case Position (Horizontal: X-axis/ Vertical:Z-axis)


X-axis



Y-axis



Z-axis



*The module and antenna will be mounted on a jig board with the same specification as the one used for testing, and it will be installed in the end product.

End of Report

UL Japan, Inc.

Head Office EMC Lab.

4383-326 Asama-cho, Ise-shi, Mie-ken 516-0021 JAPAN

Telephone : +81 596 24 8116

Facsimile : +81 596 24 8124