




11. SETUP PHOTOS


ANTENNA PORT CONDUCTED RF MEASUREMENT SETUP





RADIATED RF MEASUREMENT SETUP
SLEEVE -0.73 dBi ANTENNA




WORST CONFIGURATION



MONOPOLE 2.67 dBi ANTENNA





POWERLINE CONDUCTED EMISSIONS MEASUREMENT SETUP

LINE CONDUCTED FRONT PHOTO



LINE CONDUCTED BACK PHOTO



END OF REPORT