



**APPENDIX 3: Photographs of test setup**

**Radiated Spurious Emission**



**Photo 1**



**Photo 2**

---

**UL Japan, Inc.**

**Ise EMC Lab.**


4383-326 Asama-cho, Ise-shi, Mie-ken 516-0021 JAPAN

Telephone : +81 596 24 8999

Facsimile : +81 596 24 8124

**Worst Case Position**  
**Below 1GHz (Horizontal: X-axis/ Vertical:X-axis)**  
**Above 1GHz (Horizontal: X-axis/ Vertical:Z-axis)**


**X-axis**




**Y-axis**




**Z-axis**



### Antenna Terminal Conducted Tests



**Photo 1**



**Photo 2**

**End of Report**

---

**UL Japan, Inc.**

**Ise EMC Lab.**

4383-326 Asama-cho, Ise-shi, Mie-ken 516-0021 JAPAN

Telephone : +81 596 24 8999

Facsimile : +81 596 24 8124