

Product	W-LAN + Bluetooth Module	Temperature	26°C
Test Engineer	Dandy Li	Relative Humidity	56%
Test Site	AC1	Test Date	2018/09/16
Test Mode:	802.11ac-VHT40	Test Channel:	03
Remark:	1. Average measurement was not performed if peak level lower than average limit. 2. Other frequency was 20dB below limit line within 1-18GHz, there is not show in the report.		

Mark	Frequency (MHz)	Reading Level (dBμV)	Factor (dB)	Measure Level (dBμV/m)	Limit (dBμV/m)	Margin (dB)	Detector	Polarization
	3771.0	38.4	2.5	41.0	74.0	-33.0	Peak	Horizontal
	4944.0	36.3	6.1	42.4	74.0	-31.6	Peak	Horizontal
*	8633.0	35.6	12.9	48.5	75.1	-26.6	Peak	Horizontal
*	9942.0	33.5	16.8	50.3	75.1	-24.8	Peak	Horizontal
	4179.0	37.7	3.9	41.6	74.0	-32.4	Peak	Vertical
	5037.5	37.4	6.5	43.9	74.0	-30.1	Peak	Vertical
*	6856.5	34.3	10.6	44.8	75.1	-30.3	Peak	Vertical
*	8692.5	34.8	13.0	47.8	75.1	-27.3	Peak	Vertical

Note 1: "*" is not in restricted band, its limit is 30dBc of the fundamental emission level (105.1dBμV/m) or 15.209 which is higher.

Note 2: Measure Level (dBμV/m) = Reading Level (dBμV) + Factor (dB)

Factor (dB) = Cable Loss (dB) + Antenna Factor (dB/m) - Pre_Amplifier Gain (dB)

Product	W-LAN + Bluetooth Module	Temperature	26°C
Test Engineer	Dandy Li	Relative Humidity	56%
Test Site	AC1	Test Date	2018/09/16
Test Mode:	802.11ac-VHT40	Test Channel:	06
Remark:	1. Average measurement was not performed if peak level lower than average limit. 2. Other frequency was 20dB below limit line within 1-18GHz, there is not show in the report.		

Mark	Frequency (MHz)	Reading Level (dBμV)	Factor (dB)	Measure Level (dBμV/m)	Limit (dBμV/m)	Margin (dB)	Detector	Polarization
	3975.0	36.4	3.1	39.6	74.0	-34.4	Peak	Horizontal
	4969.5	35.5	6.1	41.6	74.0	-32.4	Peak	Horizontal
*	6958.5	35.6	11.1	46.7	75.2	-28.5	Peak	Horizontal
*	8692.5	33.8	13.0	46.9	75.2	-28.3	Peak	Horizontal
	4170.5	37.9	3.9	41.8	74.0	-32.2	Peak	Vertical
	4944.0	35.6	6.1	41.7	74.0	-32.3	Peak	Vertical
*	6499.5	34.7	9.9	44.6	75.2	-30.6	Peak	Vertical
*	8616.0	35.1	12.9	48.0	75.2	-27.2	Peak	Vertical

Note 1: "*" is not in restricted band, its limit is 30dBc of the fundamental emission level (105.2dBμV/m) or 15.209 which is higher.

Note 2: Measure Level (dBμV/m) = Reading Level (dBμV) + Factor (dB)

Factor (dB) = Cable Loss (dB) + Antenna Factor (dB/m) - Pre_Amplifier Gain (dB)

Product	W-LAN + Bluetooth Module	Temperature	26°C
Test Engineer	Dandy Li	Relative Humidity	56%
Test Site	AC1	Test Date	2018/09/16
Test Mode:	802.11ac-VHT40	Test Channel:	09
Remark:	1. Average measurement was not performed if peak level lower than average limit. 2. Other frequency was 20dB below limit line within 1-18GHz, there is not show in the report.		

Mark	Frequency (MHz)	Reading Level (dBμV)	Factor (dB)	Measure Level (dBμV/m)	Limit (dBμV/m)	Margin (dB)	Detector	Polarization
	3932.5	35.9	3.2	39.1	74.0	-34.9	Peak	Horizontal
	4876.0	37.6	6.0	43.5	74.0	-30.5	Peak	Horizontal
*	6270.0	35.4	8.6	44.0	74.3	-30.3	Peak	Horizontal
*	7953.0	35.0	13.5	48.5	74.3	-25.8	Peak	Horizontal
	4119.5	37.9	3.7	41.6	74.0	-32.4	Peak	Vertical
	4910.0	35.5	6.1	41.5	74.0	-32.5	Peak	Vertical
*	6355.0	34.5	9.1	43.6	74.3	-30.7	Peak	Vertical
*	8709.5	35.3	13.0	48.3	74.3	-26.0	Peak	Vertical

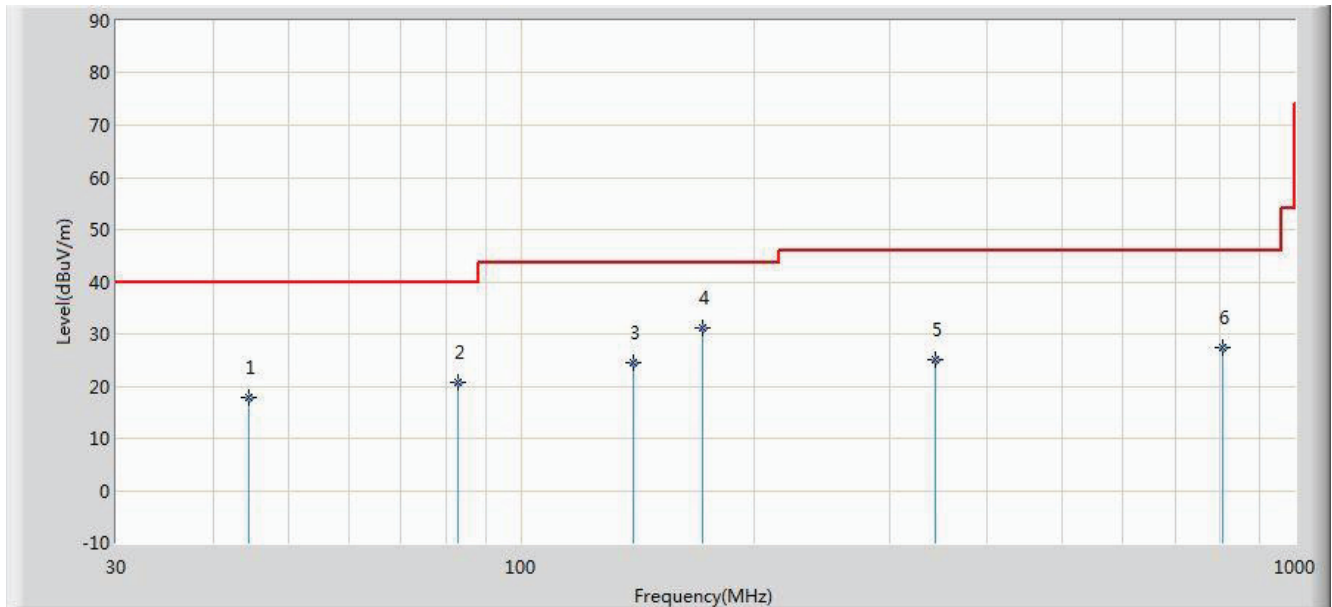
Note 1: "*" is not in restricted band, its limit is 30dBc of the fundamental emission level (104.3dBμV/m) or 15.209 which is higher.

Note 2: Measure Level (dBμV/m) = Reading Level (dBμV) + Factor (dB)

Factor (dB) = Cable Loss (dB) + Antenna Factor (dB/m) - Pre_Amplifier Gain (dB)

The Worst Case of Radiated Emission below 1GHz:

Site: AC1	Time: 2018/08/25 - 08:17
Limit: FCC_Part15.209_RE(3m)	Engineer: Bruce Wang
Probe: VULB 9168 _20-2000MHz	Polarity: Horizontal
EUT: W-LAN + Bluetooth Module	Power: DC 3.3V
Test Mode: There is the worst case within frequency range 30MHz~1GHz.	



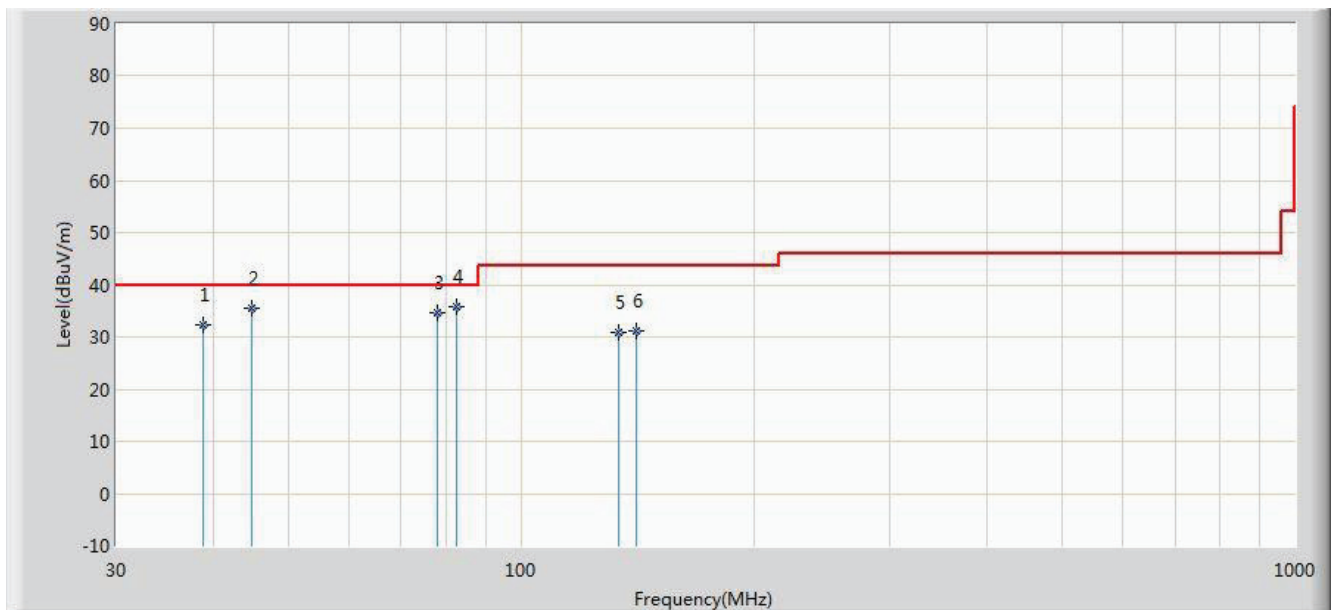
No	Flag	Mark	Frequency (MHz)	Measure Level (dBuV/m)	Reading Level (dBuV)	Over Limit (dB)	Limit (dBuV/m)	Factor (dB)	Type
1			44.550	17.962	3.634	-22.038	40.000	14.328	QP
2			82.865	20.585	10.417	-19.415	40.000	10.168	QP
3			139.610	24.424	9.863	-19.076	43.500	14.561	QP
4		*	171.620	31.160	17.020	-12.340	43.500	14.140	QP
5			343.795	25.040	9.597	-20.960	46.000	15.443	QP
6			807.455	27.432	4.056	-18.568	46.000	23.376	QP

Note 1: Measure Level (dB μ V/m) = Reading Level (dB μ V) + Factor (dB)

Factor (dB) = Cable Loss (dB) + Antenna Factor (dB/m)

Note 2: The test trace is same as the ambient noise and the amplitude of the emissions are attenuated more than 20dB below the permissible (the test frequency range: 9kHz ~ 30MHz, 18GHz ~ 25GHz), therefore no data appear in the report.

Site: AC1	Time: 2018/08/25 - 08:31
Limit: FCC_Part15.209_RE(3m)	Engineer: Bruce Wang
Probe: VULB 9168 _20-2000MHz	Polarity: Vertical
EUT: W-LAN + Bluetooth Module	Power: DC 3.3V
Test Mode: There is the worst case within frequency range 30MHz~1GHz.	



No	Flag	Mark	Frequency (MHz)	Measure Level (dBuV/m)	Reading Level (dBuV)	Over Limit (dB)	Limit (dBuV/m)	Factor (dB)	Type
1			38.790	32.187	17.700	-7.813	40.000	14.487	QP
2			44.825	35.513	21.200	-4.487	40.000	14.313	QP
3			77.949	34.717	24.300	-5.283	40.000	10.417	QP
4		*	82.597	35.862	25.700	-4.138	40.000	10.163	QP
5			133.578	31.005	16.900	-12.495	43.500	14.104	QP
6			141.024	31.263	16.600	-12.237	43.500	14.663	QP

Note 1: Measure Level (dB μ V/m) = Reading Level (dB μ V) + Factor (dB)

Factor (dB) = Cable Loss (dB) + Antenna Factor (dB/m)

Note 2: The test trace is same as the ambient noise and the amplitude of the emissions are attenuated more than 20dB below the permissible (the test frequency range: 9kHz ~ 30MHz, 18GHz ~ 25GHz), therefore no data appear in the report.

6.7. Radiated Restricted Band Edge Measurement

6.7.1. Test Limit

For 15.205 requirement:

Radiated emissions which fall in the restricted bands, as defined in Section 15.205(a) of FCC part 15, must also comply with the radiated emission limits specified in Section 15.209(a).

Frequency (MHz)	Frequency (MHz)	Frequency (MHz)	Frequency (GHz)
0.090 - 0.110	16.42 - 16.423	399.9 - 410	4.5 - 5.15
¹ 0.495 - 0.505	16.69475 - 16.69525	608 - 614	5.35 - 5.46
2.1735 - 2.1905	16.80425 - 16.80475	960 - 1240	7.25 - 7.75
4.125 - 4.128	25.5 - 25.67	1300 - 1427	8.025 - 8.5
4.17725 - 4.17775	37.5 - 38.25	1435 - 1626.5	9.0 - 9.2
4.20725 - 4.20775	73 - 74.6	1645.5 - 1646.5	9.3 - 9.5
6.215 - 6.218	74.8 - 75.2	1660 - 1710	10.6 - 12.7
6.26775 - 6.26825	108 - 121.94	1718.8 - 1722.2	13.25 - 13.4
6.31175 - 6.31225	123 - 138	2200 - 2300	14.47 - 14.5
8.291 - 8.294	149.9 - 150.05	2310 - 2390	15.35 - 16.2
8.362 - 8.366	156.52475 - 156.525	2483.5 - 2500	17.7 - 21.4
8.37625 - 8.38675	156.7 - 156.9	2690 - 2900	22.01 - 23.12
8.41425 - 8.41475	162.0125 - 167.17	3260 - 3267	23.6 - 24.0
12.29 - 12.293	167.72 - 173.2	3332 - 3339	31.2 - 31.8
12.51975 - 12.52025	240 - 285	3345.8 - 3358	36.43 - 36.5
12.57675 - 12.57725	322 - 335.4	3600 - 4400	(²)
13.36 - 13.41	--	--	--

All out of band emissions appearing in a restricted band as specified in Section 15.205 of the Title 47CFR must not exceed the limits shown in Table per Section 15.209.

FCC Part 15 Subpart C Paragraph 15.209		
Frequency [MHz]	Field Strength [uV/m]	Measured Distance [Meters]
0.009 - 0.490	2400/F (kHz)	300
0.490 - 1.705	24000/F (kHz)	30
1.705 - 30	30	30
30 - 88	100	3
88 - 216	150	3
216 - 960	200	3
Above 960	500	3

For RSS-Gen Section 8.10 requirement:

Radiated emissions which fall in the restricted bands, as defined in Section 8.10 of RSS-Gen, must also comply with the radiated emission limits specified in Section 8.9.

Frequency (MHz)	Frequency (MHz)	Frequency (GHz)
0.090 - 0.110	149.9 - 150.5	9.0 - 9.2
0.495 - 0.505	156.52475 - 156.525225	9.3 - 9.5
2.1735 - 2.1905	156.7 - 156.9	10.6 - 12.7
3.020 - 3.026	162.0125 - 167.17	13.25 - 13.4
4.125 - 4.128	167.72 - 173.2	14.47 - 14.5
4.17725 - 4.17775	240 - 285	15.35 - 16.2
4.20725 - 4.20775	322 - 335.4	17.7 - 21.4
5.677 - 5.683	399.9 - 410	22.01 - 23.12
6.215 - 6.218	608 - 614	23.6 - 24.0
6.26775 - 6.26825	960 - 1427	31.2 - 31.8
6.31175 - 6.31225	1435 - 1626.5	36.43 - 36.5
8.291 - 8.294	1645.5 - 1646.5	Above 38.6
8.362 - 8.366	1660 - 1710	--
8.37625 - 8.38675	1718.8 - 1722.2	
8.41425 - 8.41475	2200 - 2300	
12.29 - 12.293	2310 - 2390	
12.51975 - 12.52025	2483.5 - 2500	
12.57675 - 12.57725	2655 - 2900	
13.36 - 13.41	3260 - 3267	
16.42 - 16.423	3332 - 3339	
16.69475 - 16.69525	334.5 - 3358	
16.80425 - 16.80475	3500 - 4400	
25.5 - 25.67	4500 - 5150	
37.5 - 38.25	5350 - 5460	
73 - 74.6	7250 - 7750	
74.8 - 75.2	8025 - 8500	
108 - 138	--	

All out of band emissions appearing in a restricted band as specified in Section 8.10 of the RSS-Gen must not exceed the limits shown in Table per Section 8.9.

RSS-Gen Section 8.9			
Frequency [MHz]	Magnetic field strength (H-Field) [uA/m]	Field Strength [uV/m]	Measured Distance [Meters]
0.009 - 0.490	6.37/F(F in kHz)	--	300
0.490 - 1.705	63.7/F(F in kHz)	--	30
1.705 - 30	0.08	--	30
30 - 88	--	100	3
88 - 216	--	150	3
216 - 960	--	200	3
Above 960	--	500	3

6.7.2. Test Procedure Used

ANSI C63.10 Section 6.3 (General Requirements)

ANSI C63.10 Section 6.6 (Standard test method above 1GHz)

6.7.3. Test Setting

Peak Field Strength Measurements

1. Analyzer center frequency was set to the frequency of the radiated spurious emission of interest
2. RBW = 1MHz
3. VBW = 3MHz
4. Detector = peak
5. Sweep time = auto couple
6. Trace mode = max hold
7. Trace was allowed to stabilize

Average Measurements above 1GHz (Method VB)

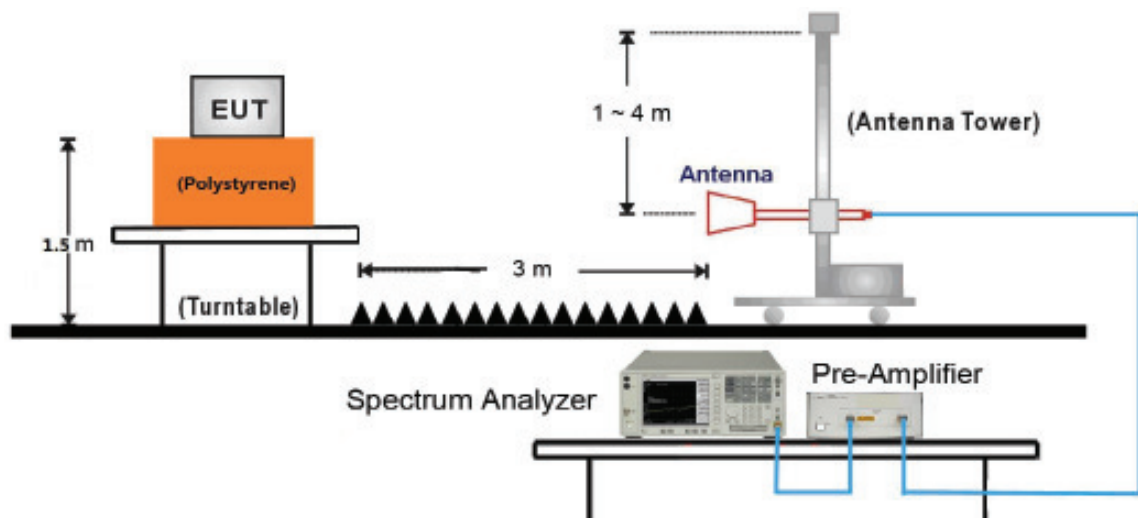
1. Analyzer center frequency was set to the frequency of the radiated spurious emission of interest
2. RBW = 1MHz
3. VBW; If the EUT is configured to transmit with duty cycle $\geq 98\%$, set VBW = 10 Hz.

If the EUT duty cycle is $< 98\%$, set VBW $\geq 1/T$. T is the minimum transmission duration.

4. Detector = Peak
5. Sweep time = auto
6. Trace mode = max hold
7. Trace was allowed to stabilize

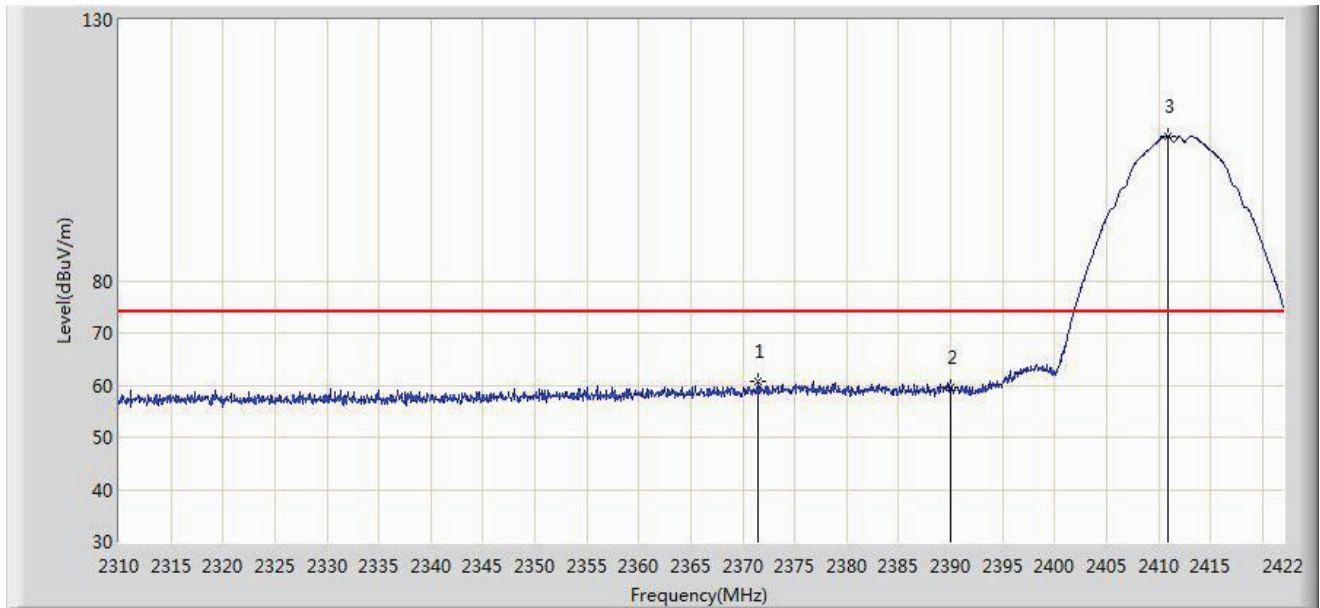
Simultaneously transmitting have been considered.

6.7.4. Test Setup



6.7.5. Test Result

Site: AC1	Time: 2018/08/23 - 07:28
Limit: FCC_Part15.209_RE(3m)	Engineer: Bacon Dong
Probe: BBHA9120D_1-18GHz	Polarity: Horizontal
EUT: W-LAN + Bluetooth Module	Power: DC 3.3V
Note: Transmit by 802.11b at Channel 2412MHz	

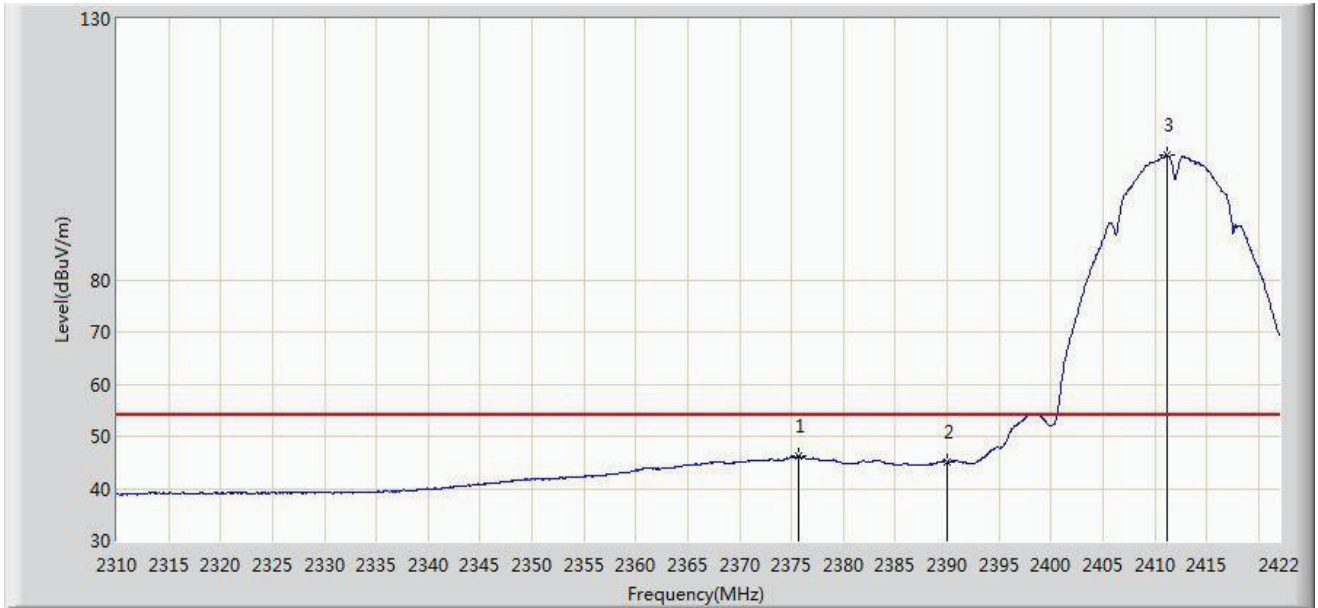


No	Flag	Mark	Frequency (MHz)	Measure Level (dBuV/m)	Reading Level (dBuV)	Over Limit (dB)	Limit (dBuV/m)	Factor (dB)	Type
1			2371.488	60.804	28.449	-13.196	74.000	32.355	PK
2			2390.000	59.601	27.274	-14.399	74.000	32.327	PK
3		*	2410.856	107.673	75.387	N/A	N/A	32.286	PK

Note: Measure Level (dB μ V/m) = Reading Level (dB μ V) + Factor (dB)

Factor (dB) = Cable Loss (dB) + Antenna Factor (dB/m)

Site: AC1	Time: 2018/08/23 - 07:35
Limit: FCC_Part15.209_RE(3m)	Engineer: Bacon Dong
Probe: BBHA9120D_1-18GHz	Polarity: Horizontal
EUT: W-LAN + Bluetooth Module	Power: DC 3.3V
Note: Transmit by 802.11b at Channel 2412MHz	

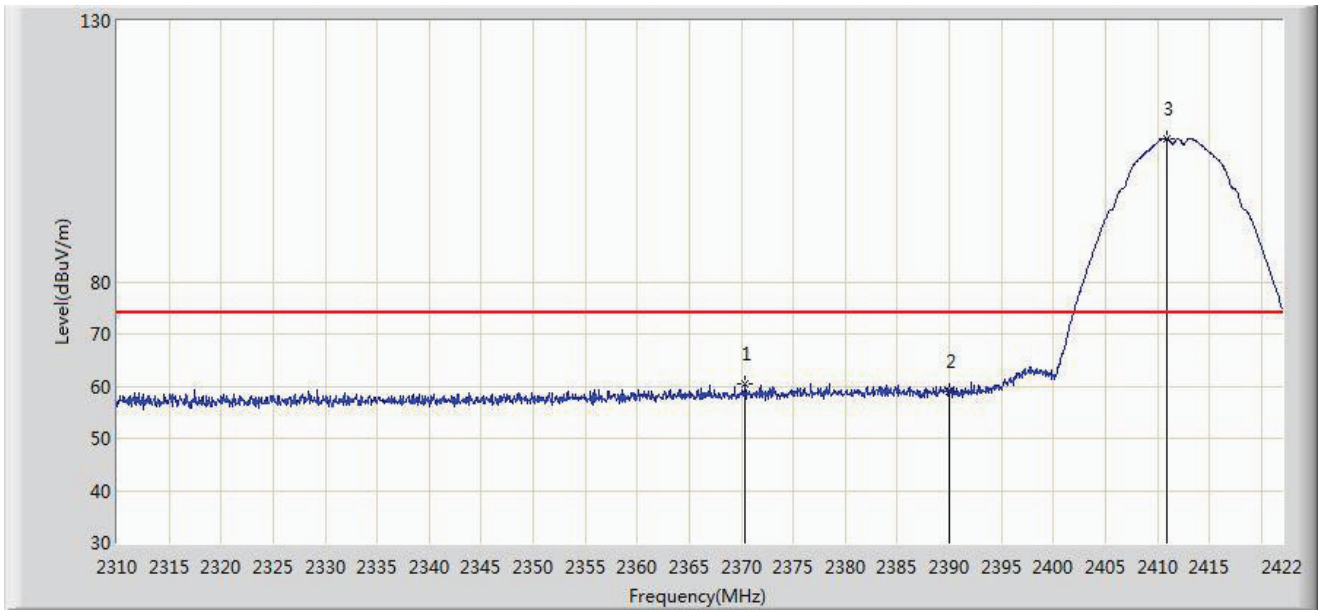


No	Flag	Mark	Frequency (MHz)	Measure Level (dBuV/m)	Reading Level (dBuV)	Over Limit (dB)	Limit (dBuV/m)	Factor (dB)	Type
1			2375.632	46.099	13.752	-7.901	54.000	32.347	AV
2			2390.000	45.195	12.868	-8.805	54.000	32.327	AV
3		*	2411.248	104.028	71.743	N/A	N/A	32.285	AV

Note: Measure Level (dBμV/m) = Reading Level (dBμV) + Factor (dB)

Factor (dB) = Cable Loss (dB) + Antenna Factor (dB/m)

Site: AC1	Time: 2018/08/23 - 07:37
Limit: FCC_Part15.209_RE(3m)	Engineer: Bacon Dong
Probe: BBHA9120D_1-18GHz	Polarity: Vertical
EUT: W-LAN + Bluetooth Module	Power: DC 3.3V
Note: Transmit by 802.11b at Channel 2412MHz	

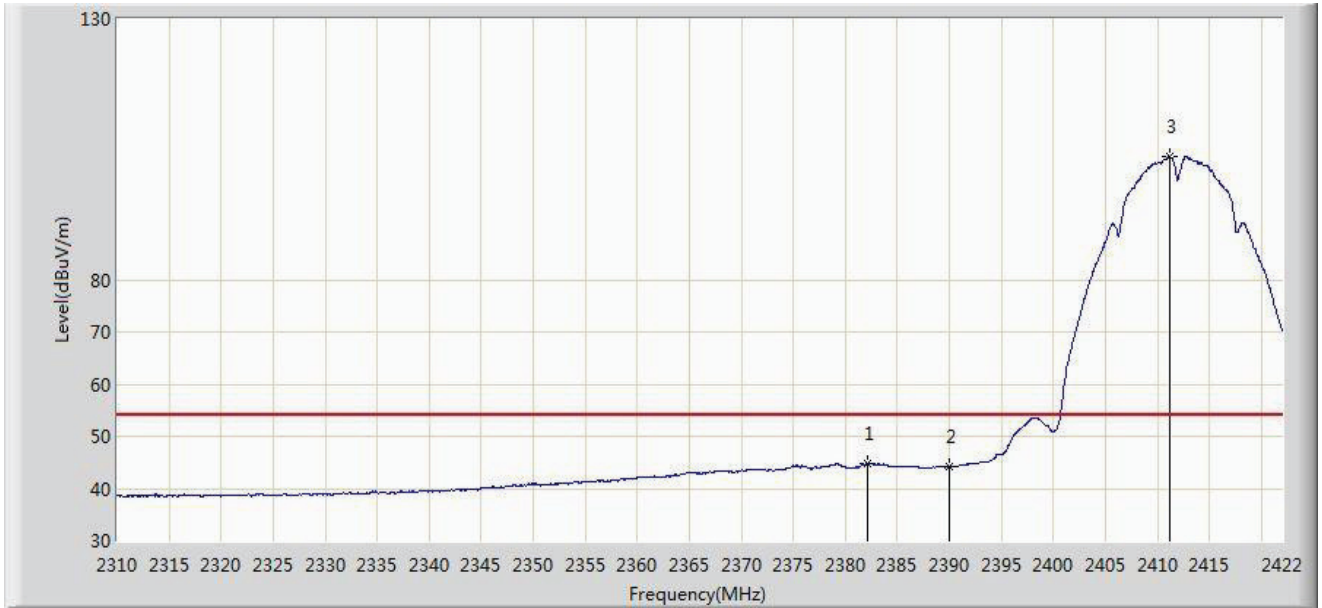


No	Flag	Mark	Frequency (MHz)	Measure Level (dBuV/m)	Reading Level (dBuV)	Over Limit (dB)	Limit (dBuV/m)	Factor (dB)	Type
1			2370.368	60.339	27.982	-13.661	74.000	32.357	PK
2			2390.000	58.880	26.553	-15.120	74.000	32.327	PK
3		*	2410.856	107.486	75.200	N/A	N/A	32.286	PK

Note: Measure Level (dBμV/m) = Reading Level (dBμV) + Factor (dB)

Factor (dB) = Cable Loss (dB) + Antenna Factor (dB/m)

Site: AC1	Time: 2018/08/23 - 07:39
Limit: FCC_Part15.209_RE(3m)	Engineer: Bacon Dong
Probe: BBHA9120D_1-18GHz	Polarity: Vertical
EUT: W-LAN + Bluetooth Module	Power: DC 3.3V
Note: Transmit by 802.11b at Channel 2412MHz	

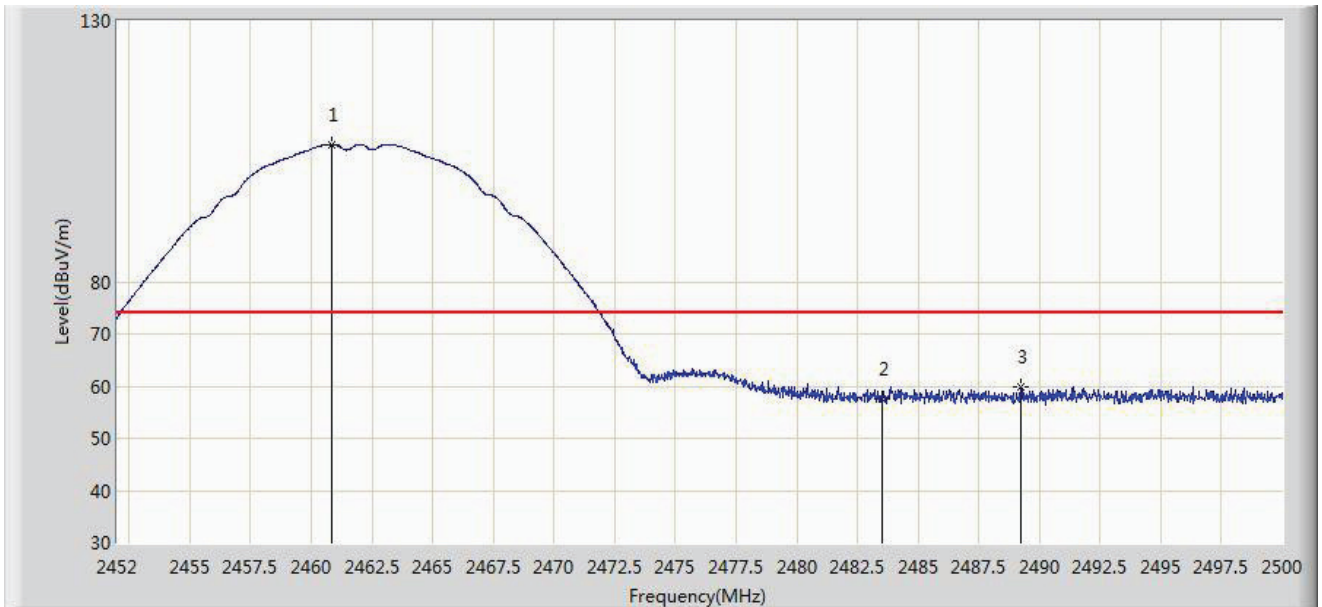


No	Flag	Mark	Frequency (MHz)	Measure Level (dBuV/m)	Reading Level (dBuV)	Over Limit (dB)	Limit (dBuV/m)	Factor (dB)	Type
1			2382.128	44.753	12.415	-9.247	54.000	32.337	AV
2			2390.000	44.180	11.853	-9.820	54.000	32.327	AV
3		*	2411.248	103.767	71.482	N/A	N/A	32.285	AV

Note: Measure Level (dBμV/m) = Reading Level (dBμV) + Factor (dB)

Factor (dB) = Cable Loss (dB) + Antenna Factor (dB/m)

Site: AC1	Time: 2018/08/23 - 07:40
Limit: FCC_Part15.209_RE(3m)	Engineer: Bacon Dong
Probe: BBHA9120D_1-18GHz	Polarity: Horizontal
EUT: W-LAN + Bluetooth Module	Power: DC 3.3V
Note: Transmit by 802.11b at Channel 2462MHz	



No	Flag	Mark	Frequency (MHz)	Measure Level (dBuV/m)	Reading Level (dBuV)	Over Limit (dB)	Limit (dBuV/m)	Factor (dB)	Type
1		*	2460.856	106.305	74.027	N/A	N/A	32.278	PK
2			2483.500	57.644	25.305	-16.356	74.000	32.340	PK
3			2489.248	59.730	27.368	-14.270	74.000	32.362	PK

Note: Measure Level (dB μ V/m) = Reading Level (dB μ V) + Factor (dB)

Factor (dB) = Cable Loss (dB) + Antenna Factor (dB/m)

Site: AC1	Time: 2018/08/23 - 07:43
Limit: FCC_Part15.209_RE(3m)	Engineer: Bacon Dong
Probe: BBHA9120D_1-18GHz	Polarity: Horizontal
EUT: W-LAN + Bluetooth Module	Power: DC 3.3V
Note: Transmit by 802.11b at Channel 2462MHz	

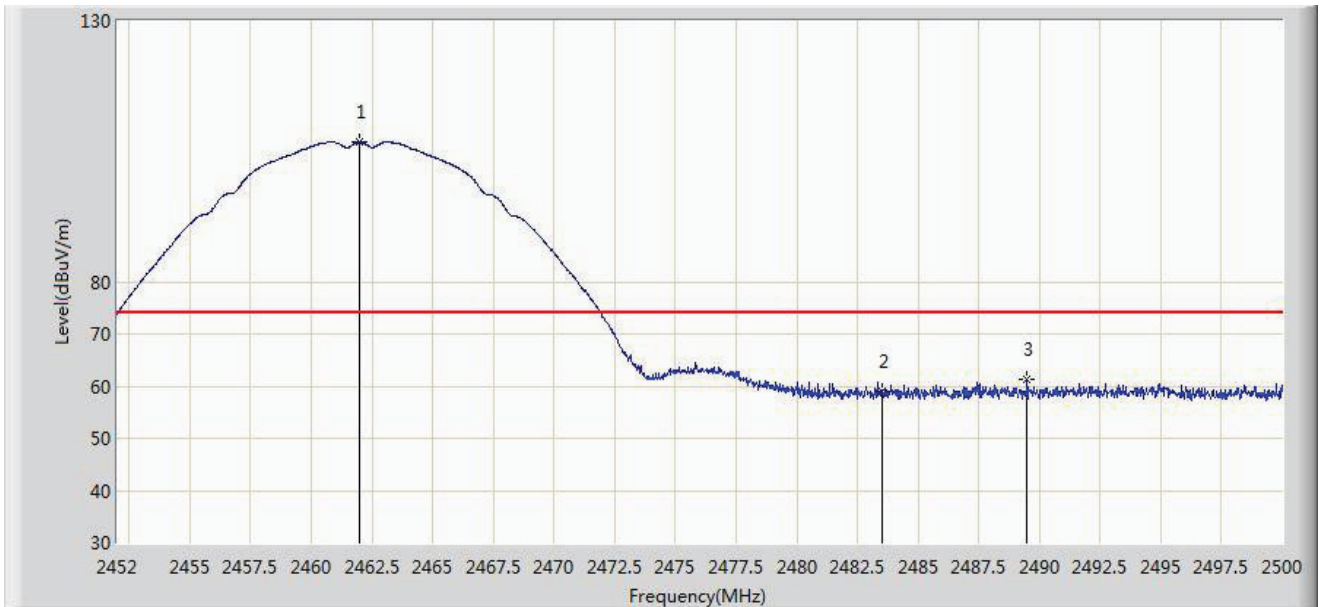


No	Flag	Mark	Frequency (MHz)	Measure Level (dBuV/m)	Reading Level (dBuV)	Over Limit (dB)	Limit (dBuV/m)	Factor (dB)	Type
1		*	2461.192	102.880	70.601	N/A	N/A	32.279	AV
2			2483.500	44.480	12.141	-9.520	54.000	32.340	AV

Note: Measure Level (dBμV/m) = Reading Level (dBμV) + Factor (dB)

Factor (dB) = Cable Loss (dB) + Antenna Factor (dB/m)

Site: AC1	Time: 2018/08/23 - 07:44
Limit: FCC_Part15.209_RE(3m)	Engineer: Bacon Dong
Probe: BBHA9120D_1-18GHz	Polarity: Vertical
EUT: W-LAN + Bluetooth Module	Power: DC 3.3V
Note: Transmit by 802.11b at Channel 2462MHz	



No	Flag	Mark	Frequency (MHz)	Measure Level (dBuV/m)	Reading Level (dBuV)	Over Limit (dB)	Limit (dBuV/m)	Factor (dB)	Type
1		*	2462.008	106.774	74.494	N/A	N/A	32.280	PK
2			2483.500	58.921	26.582	-15.079	74.000	32.340	PK
3			2489.488	61.259	28.896	-12.741	74.000	32.362	PK

Note: Measure Level (dB μ V/m) = Reading Level (dB μ V) + Factor (dB)

Factor (dB) = Cable Loss (dB) + Antenna Factor (dB/m)

Site: AC1	Time: 2018/08/23 - 07:46
Limit: FCC_Part15.209_RE(3m)	Engineer: Bacon Dong
Probe: BBHA9120D_1-18GHz	Polarity: Vertical
EUT: W-LAN + Bluetooth Module	Power: DC 3.3V
Note: Transmit by 802.11b at Channel 2462MHz	

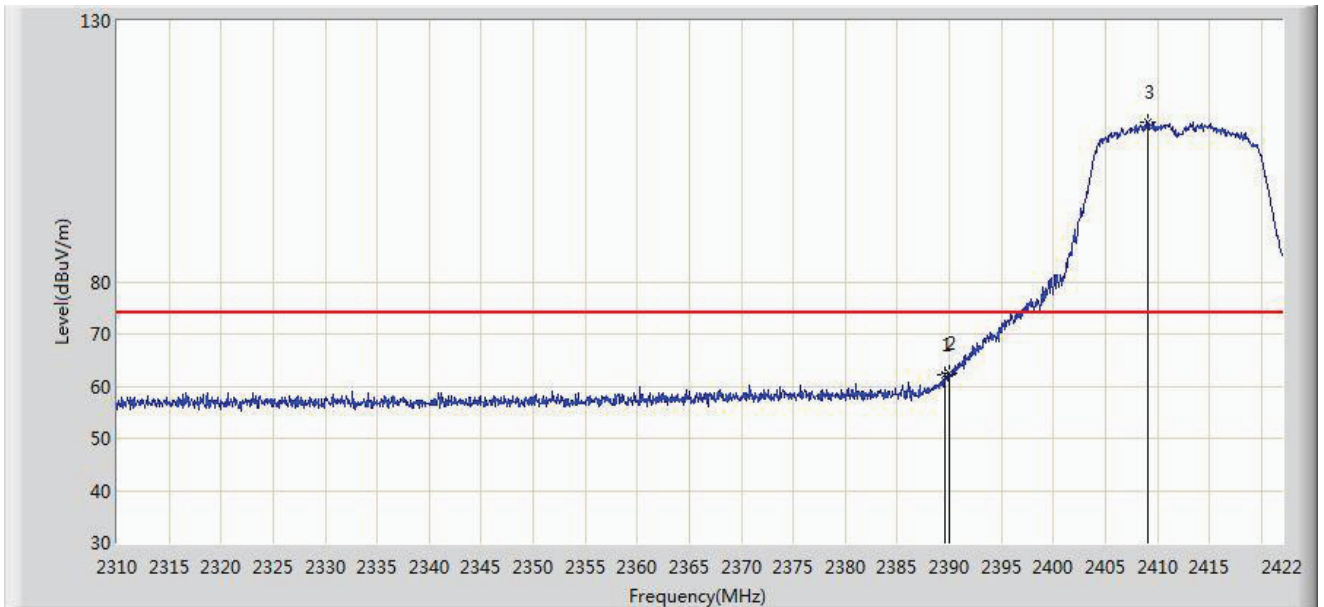


No	Flag	Mark	Frequency (MHz)	Measure Level (dBuV/m)	Reading Level (dBuV)	Over Limit (dB)	Limit (dBuV/m)	Factor (dB)	Type
1		*	2461.168	101.798	69.519	N/A	N/A	32.279	AV
2			2483.500	44.630	12.291	-9.370	54.000	32.340	AV
3			2488.720	46.256	13.896	-7.744	54.000	32.360	AV

Note: Measure Level (dB μ V/m) = Reading Level (dB μ V) + Factor (dB)

Factor (dB) = Cable Loss (dB) + Antenna Factor (dB/m)

Site: AC1	Time: 2018/08/23 - 07:47
Limit: FCC_Part15.209_RE(3m)	Engineer: Bacon Dong
Probe: BBHA9120D_1-18GHz	Polarity: Horizontal
EUT: W-LAN + Bluetooth Module	Power: DC 3.3V
Note: Transmit by 802.11g at Channel 2412MHz	

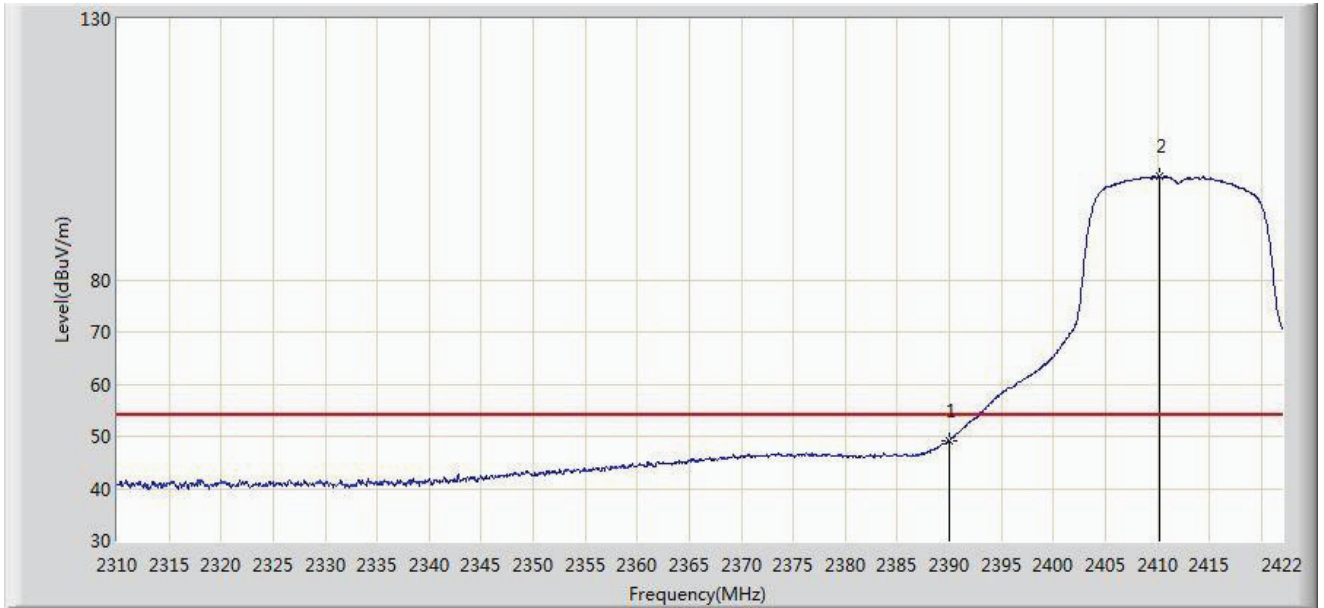


No	Flag	Mark	Frequency (MHz)	Measure Level (dBuV/m)	Reading Level (dBuV)	Over Limit (dB)	Limit (dBuV/m)	Factor (dB)	Type
1			2389.576	62.176	29.849	-11.824	74.000	32.328	PK
2			2390.000	62.385	30.058	-11.615	74.000	32.327	PK
3		*	2409.120	110.536	78.247	N/A	N/A	32.289	PK

Note: Measure Level (dB μ V/m) = Reading Level (dB μ V) + Factor (dB)

Factor (dB) = Cable Loss (dB) + Antenna Factor (dB/m)

Site: AC1	Time: 2018/08/23 - 07:53
Limit: FCC_Part15.209_RE(3m)	Engineer: Bacon Dong
Probe: BBHA9120D_1-18GHz	Polarity: Horizontal
EUT: W-LAN + Bluetooth Module	Power: DC 3.3V
Note: Transmit by 802.11g at Channel 2412MHz	

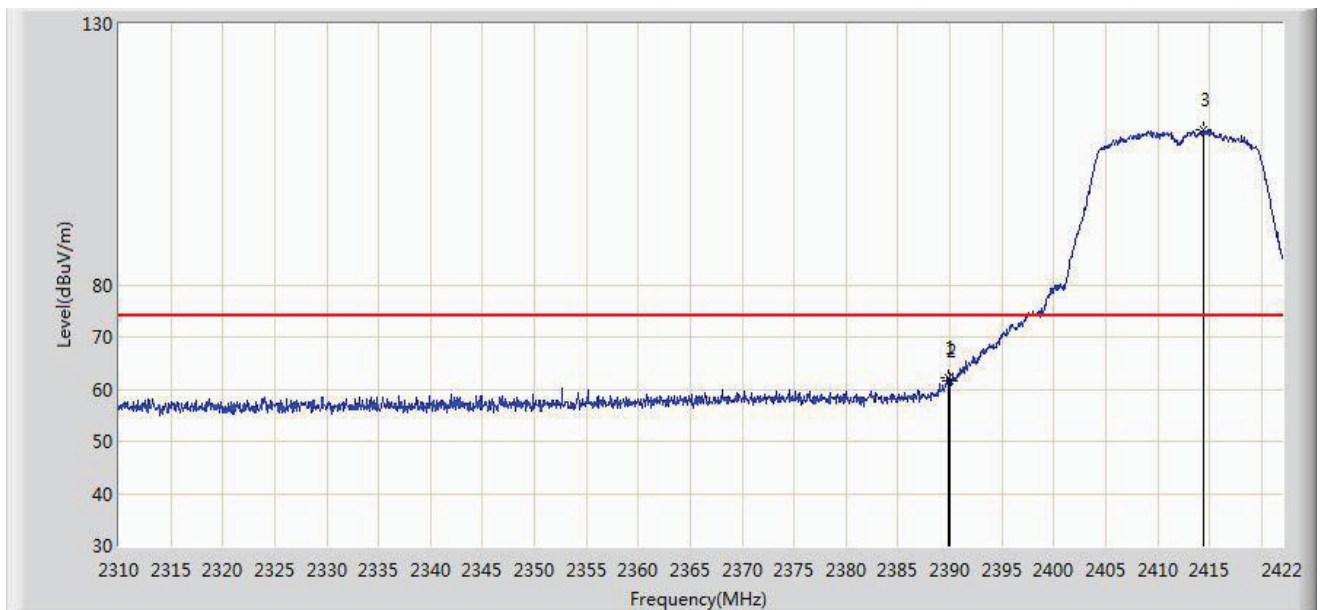


No	Flag	Mark	Frequency (MHz)	Measure Level (dBuV/m)	Reading Level (dBuV)	Over Limit (dB)	Limit (dBuV/m)	Factor (dB)	Type
1			2390.000	49.198	16.871	-4.802	54.000	32.327	AV
2		*	2410.184	99.950	67.663	N/A	N/A	32.287	AV

Note: Measure Level (dB μ V/m) = Reading Level (dB μ V) + Factor (dB)

Factor (dB) = Cable Loss (dB) + Antenna Factor (dB/m)

Site: AC1	Time: 2018/08/23 - 07:54
Limit: FCC_Part15.209_RE(3m)	Engineer: Bacon Dong
Probe: BBHA9120D_1-18GHz	Polarity: Vertical
EUT: W-LAN + Bluetooth Module	Power: DC 3.3V
Note: Transmit by 802.11g at Channel 2412MHz	

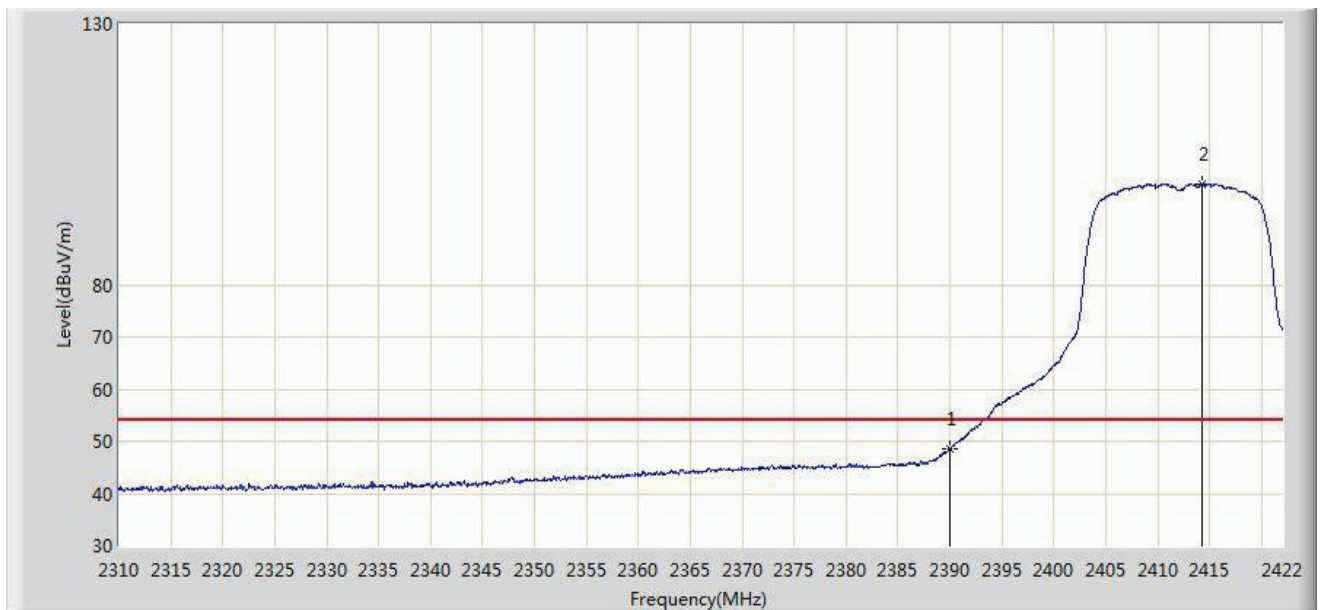


No	Flag	Mark	Frequency (MHz)	Measure Level (dBuV/m)	Reading Level (dBuV)	Over Limit (dB)	Limit (dBuV/m)	Factor (dB)	Type
1			2389.800	62.254	29.927	-11.746	74.000	32.327	PK
2			2390.000	61.679	29.352	-12.321	74.000	32.327	PK
3		*	2414.440	109.594	77.310	N/A	N/A	32.284	PK

Note: Measure Level (dB μ V/m) = Reading Level (dB μ V) + Factor (dB)

Factor (dB) = Cable Loss (dB) + Antenna Factor (dB/m)

Site: AC1	Time: 2018/08/23 - 07:55
Limit: FCC_Part15.209_RE(3m)	Engineer: Bacon Dong
Probe: BBHA9120D_1-18GHz	Polarity: Vertical
EUT: W-LAN + Bluetooth Module	Power: DC 3.3V
Note: Transmit by 802.11g at Channel 2412MHz	

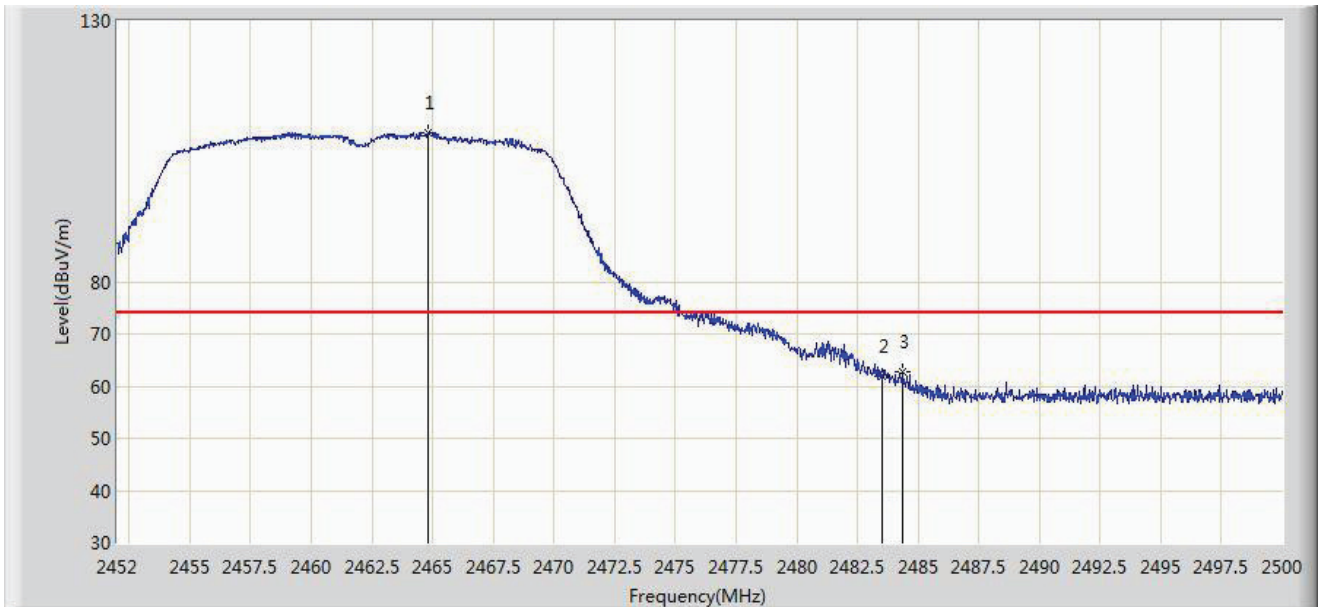


No	Flag	Mark	Frequency (MHz)	Measure Level (dBuV/m)	Reading Level (dBuV)	Over Limit (dB)	Limit (dBuV/m)	Factor (dB)	Type
1			2390.000	48.618	16.291	-5.382	54.000	32.327	AV
2		*	2414.272	99.358	67.074	N/A	N/A	32.284	AV

Note: Measure Level (dB μ V/m) = Reading Level (dB μ V) + Factor (dB)

Factor (dB) = Cable Loss (dB) + Antenna Factor (dB/m)

Site: AC1	Time: 2018/08/23 - 07:57
Limit: FCC_Part15.209_RE(3m)	Engineer: Bacon Dong
Probe: BBHA9120D_1-18GHz	Polarity: Horizontal
EUT: W-LAN + Bluetooth Module	Power: DC 3.3V
Note: Transmit by 802.11g at Channel 2462MHz	

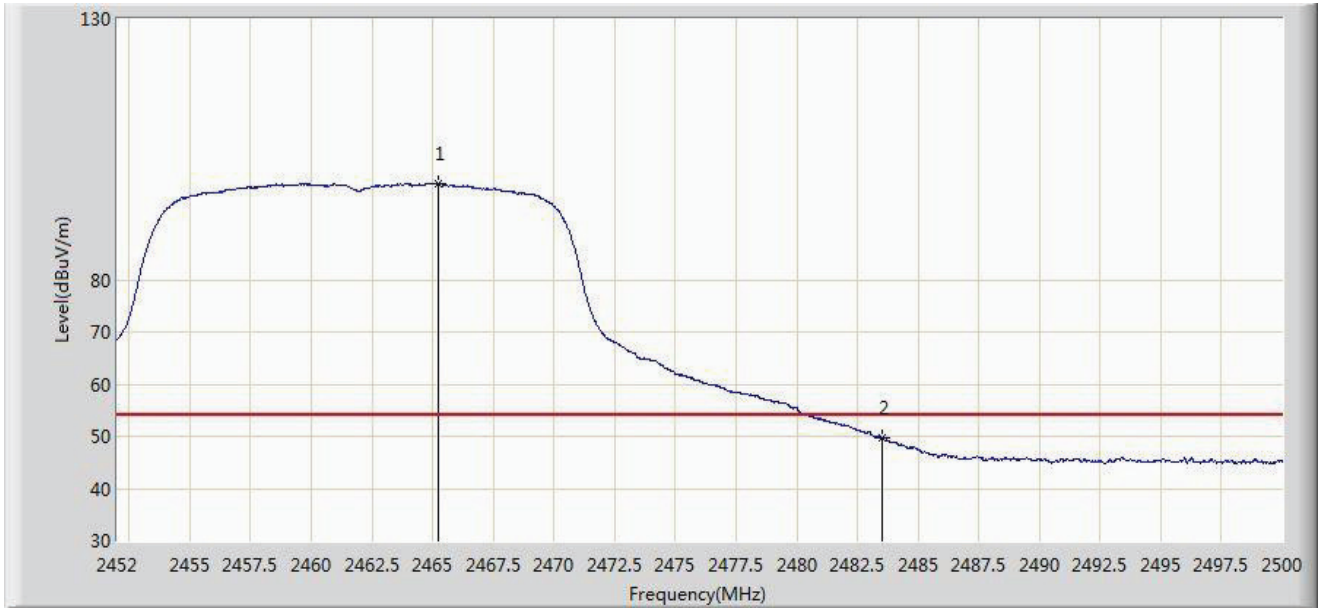


No	Flag	Mark	Frequency (MHz)	Measure Level (dBuV/m)	Reading Level (dBuV)	Over Limit (dB)	Limit (dBuV/m)	Factor (dB)	Type
1		*	2464.840	108.622	76.336	N/A	N/A	32.286	PK
2			2483.500	61.910	29.571	-12.090	74.000	32.340	PK
3			2484.376	62.805	30.462	-11.195	74.000	32.342	PK

Note: Measure Level (dB μ V/m) = Reading Level (dB μ V) + Factor (dB)

Factor (dB) = Cable Loss (dB) + Antenna Factor (dB/m)

Site: AC1	Time: 2018/08/23 - 07:59
Limit: FCC_Part15.209_RE(3m)	Engineer: Bacon Dong
Probe: BBHA9120D_1-18GHz	Polarity: Horizontal
EUT: W-LAN + Bluetooth Module	Power: DC 3.3V
Note: Transmit by 802.11g at Channel 2462MHz	

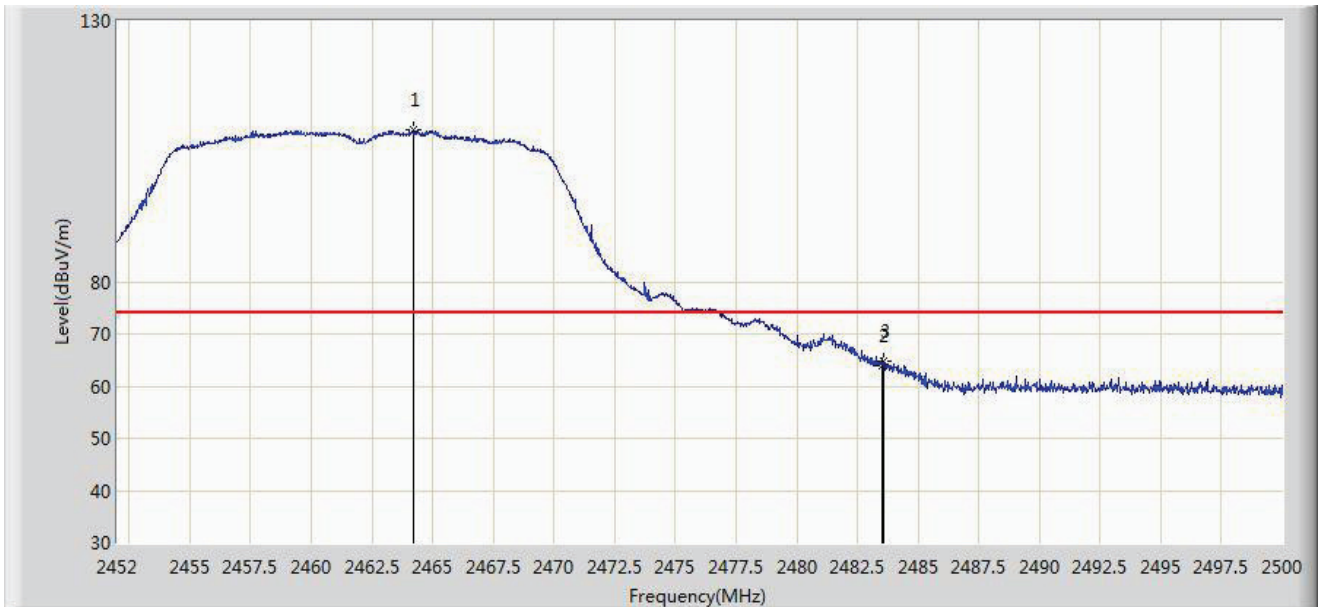


No	Flag	Mark	Frequency (MHz)	Measure Level (dBuV/m)	Reading Level (dBuV)	Over Limit (dB)	Limit (dBuV/m)	Factor (dB)	Type
1		*	2465.224	98.512	66.225	N/A	N/A	32.287	AV
2			2483.500	49.690	17.351	-4.310	54.000	32.340	AV

Note: Measure Level (dBμV/m) = Reading Level (dBμV) + Factor (dB)

Factor (dB) = Cable Loss (dB) + Antenna Factor (dB/m)

Site: AC1	Time: 2018/08/23 - 08:00
Limit: FCC_Part15.209_RE(3m)	Engineer: Bacon Dong
Probe: BBHA9120D_1-18GHz	Polarity: Vertical
EUT: W-LAN + Bluetooth Module	Power: DC 3.3V
Note: Transmit by 802.11g at Channel 2462MHz	

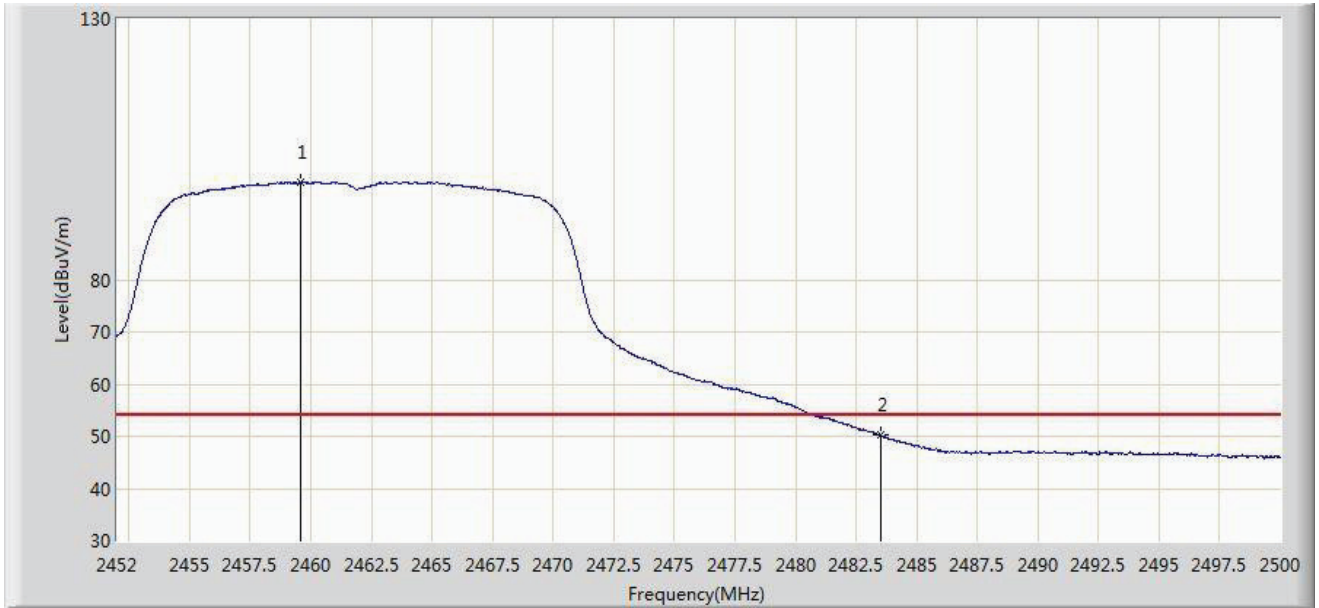


No	Flag	Mark	Frequency (MHz)	Measure Level (dBuV/m)	Reading Level (dBuV)	Over Limit (dB)	Limit (dBuV/m)	Factor (dB)	Type
1		*	2464.240	109.150	76.866	N/A	N/A	32.285	PK
2			2483.500	63.961	31.622	-10.039	74.000	32.340	PK
3			2483.560	64.846	32.507	-9.154	74.000	32.340	PK

Note: Measure Level (dB μ V/m) = Reading Level (dB μ V) + Factor (dB)

Factor (dB) = Cable Loss (dB) + Antenna Factor (dB/m)

Site: AC1	Time: 2018/08/23 - 08:02
Limit: FCC_Part15.209_RE(3m)	Engineer: Bacon Dong
Probe: BBHA9120D_1-18GHz	Polarity: Vertical
EUT: W-LAN + Bluetooth Module	Power: DC 3.3V
Note: Transmit by 802.11g at Channel 2462MHz	

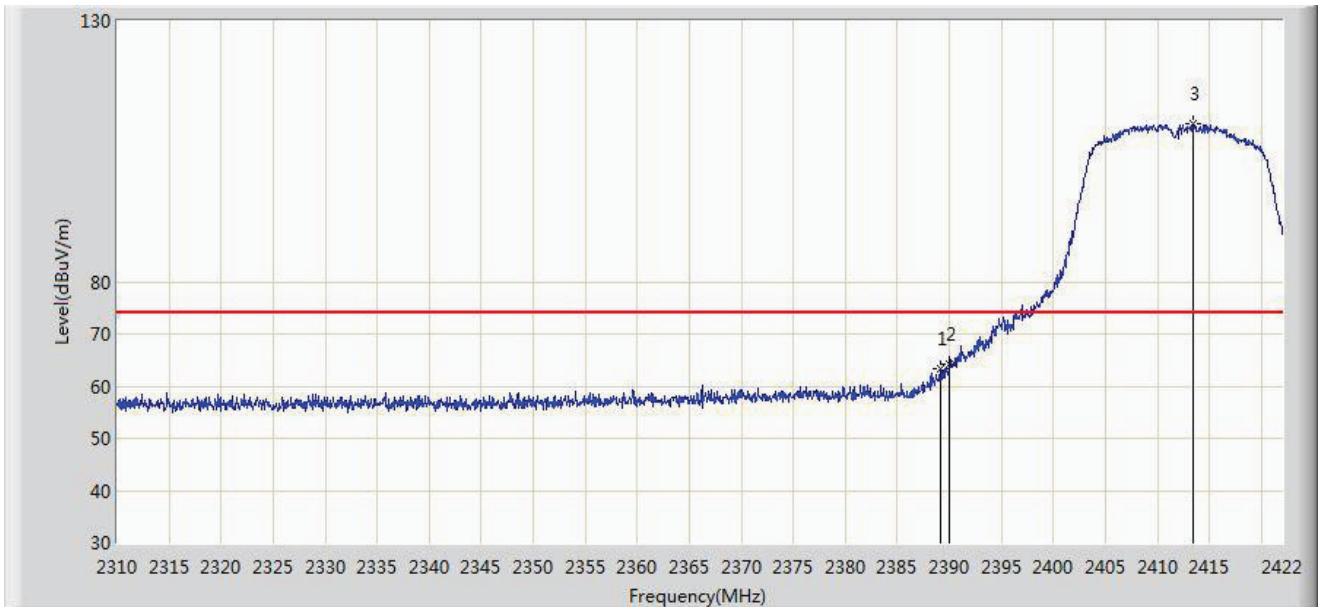


No	Flag	Mark	Frequency (MHz)	Measure Level (dBuV/m)	Reading Level (dBuV)	Over Limit (dB)	Limit (dBuV/m)	Factor (dB)	Type
1		*	2459.584	98.746	66.471	N/A	N/A	32.275	AV
2			2483.500	50.230	17.891	-3.770	54.000	32.340	AV

Note: Measure Level (dBμV/m) = Reading Level (dBμV) + Factor (dB)

Factor (dB) = Cable Loss (dB) + Antenna Factor (dB/m)

Site: AC1	Time: 2018/08/23 - 08:04
Limit: FCC_Part15.209_RE(3m)	Engineer: Bacon Dong
Probe: BBHA9120D_1-18GHz	Polarity: Horizontal
EUT: W-LAN + Bluetooth Module	Power: DC 3.3V
Note: Transmit by 802.11n-HT20 at Channel 2412MHz	

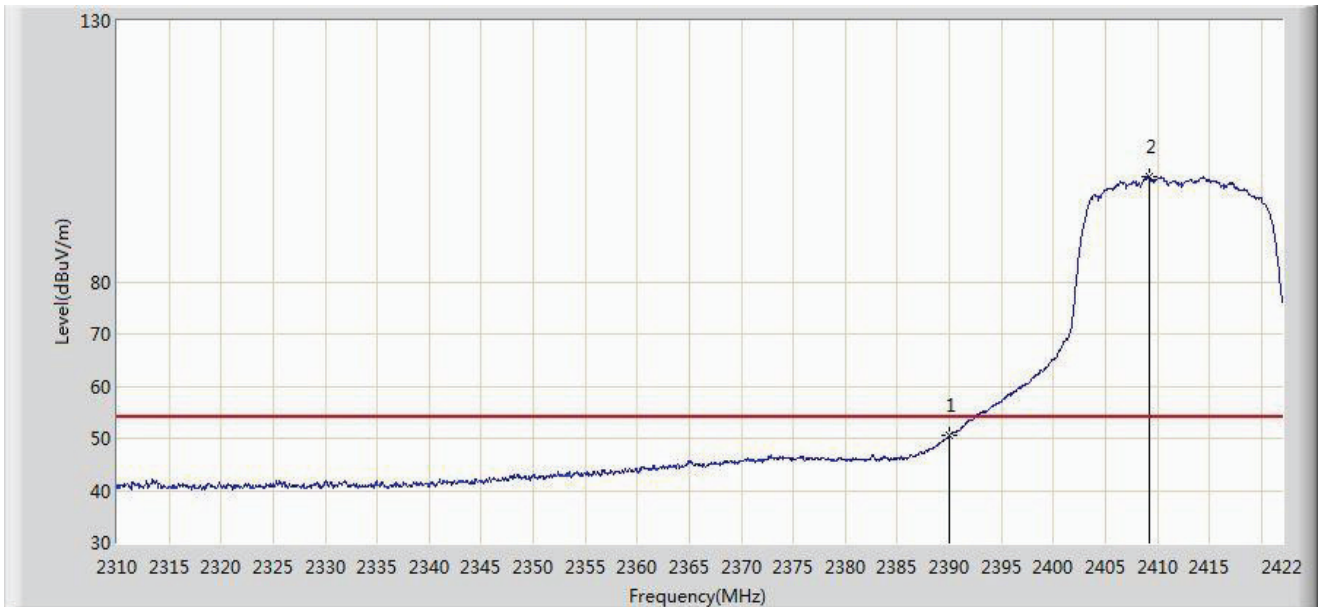


No	Flag	Mark	Frequency (MHz)	Measure Level (dBuV/m)	Reading Level (dBuV)	Over Limit (dB)	Limit (dBuV/m)	Factor (dB)	Type
1			2389.128	63.435	31.107	-10.565	74.000	32.328	PK
2			2390.000	64.219	31.892	-9.781	74.000	32.327	PK
3		*	2413.376	110.156	77.872	N/A	N/A	32.285	PK

Note: Measure Level (dBμV/m) = Reading Level (dBμV) + Factor (dB)

Factor (dB) = Cable Loss (dB) + Antenna Factor (dB/m)

Site: AC1	Time: 2018/08/23 - 08:05
Limit: FCC_Part15.209_RE(3m)	Engineer: Bacon Dong
Probe: BBHA9120D_1-18GHz	Polarity: Horizontal
EUT: W-LAN + Bluetooth Module	Power: DC 3.3V
Note: Transmit by 802.11n-HT20 at Channel 2412MHz	

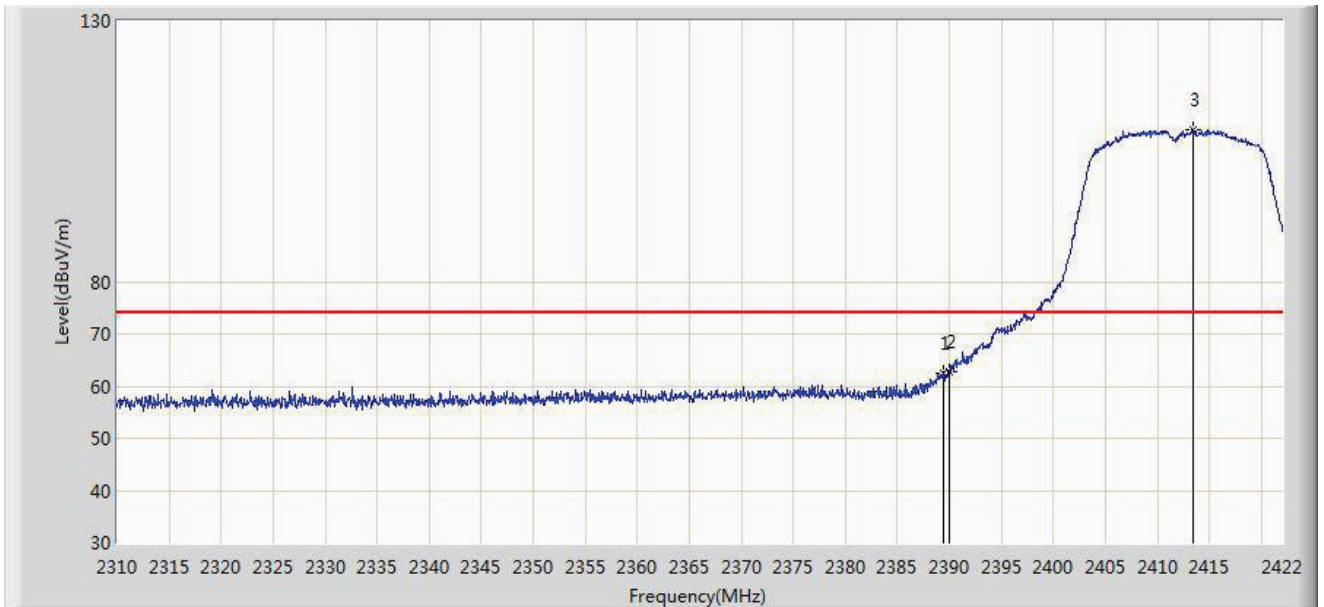


No	Flag	Mark	Frequency (MHz)	Measure Level (dBuV/m)	Reading Level (dBuV)	Over Limit (dB)	Limit (dBuV/m)	Factor (dB)	Type
1			2390.000	50.498	18.171	-3.502	54.000	32.327	AV
2		*	2409.288	100.241	67.952	N/A	N/A	32.289	AV

Note: Measure Level (dBμV/m) = Reading Level (dBμV) + Factor (dB)

Factor (dB) = Cable Loss (dB) + Antenna Factor (dB/m)

Site: AC1	Time: 2018/08/23 - 08:09
Limit: FCC_Part15.209_RE(3m)	Engineer: Bacon Dong
Probe: BBHA9120D_1-18GHz	Polarity: Vertical
EUT: W-LAN + Bluetooth Module	Power: DC 3.3V
Note: Transmit by 802.11n-HT20 at Channel 2412MHz	

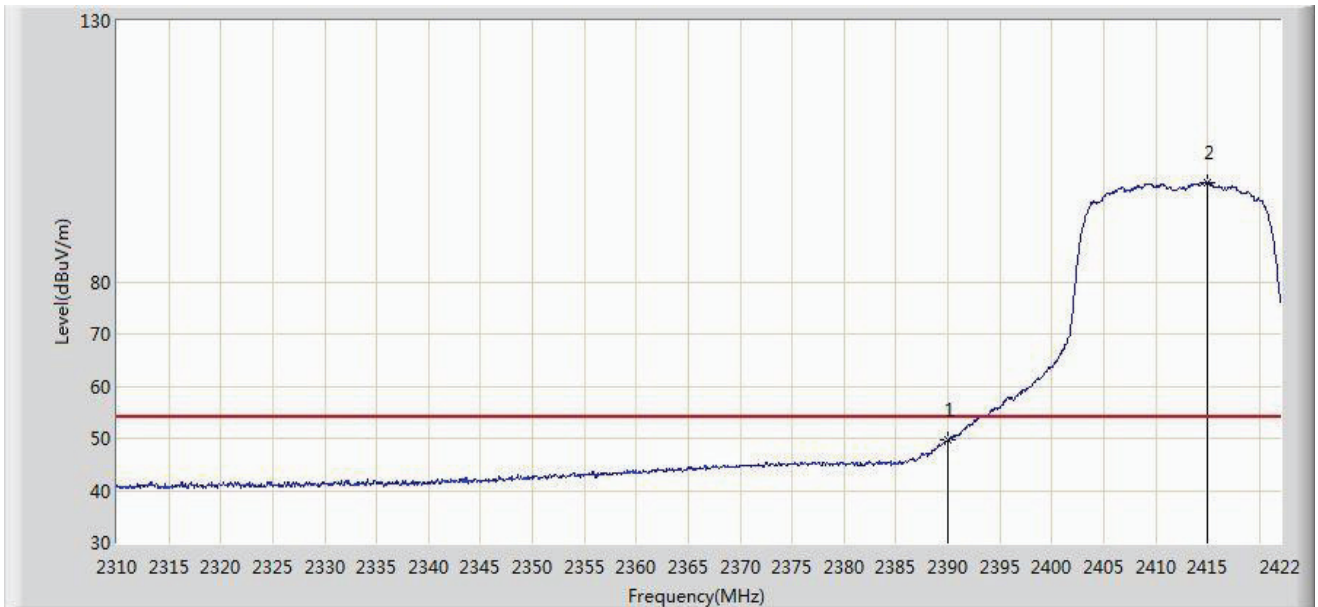


No	Flag	Mark	Frequency (MHz)	Measure Level (dBuV/m)	Reading Level (dBuV)	Over Limit (dB)	Limit (dBuV/m)	Factor (dB)	Type
1			2389.464	62.432	30.104	-11.568	74.000	32.327	PK
2			2390.000	62.801	30.474	-11.199	74.000	32.327	PK
3		*	2413.488	109.031	76.747	N/A	N/A	32.284	PK

Note: Measure Level (dB μ V/m) = Reading Level (dB μ V) + Factor (dB)

Factor (dB) = Cable Loss (dB) + Antenna Factor (dB/m)

Site: AC1	Time: 2018/08/23 - 08:11
Limit: FCC_Part15.209_RE(3m)	Engineer: Bacon Dong
Probe: BBHA9120D_1-18GHz	Polarity: Vertical
EUT: W-LAN + Bluetooth Module	Power: DC 3.3V
Note: Transmit by 802.11n-HT20 at Channel 2412MHz	

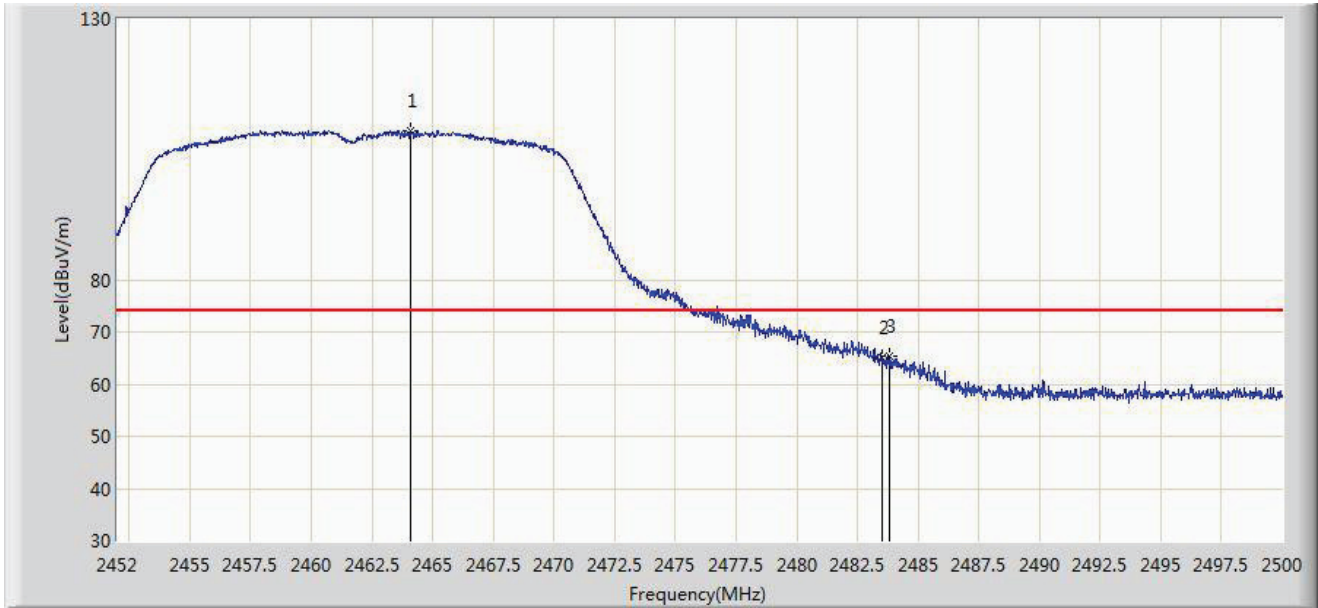


No	Flag	Mark	Frequency (MHz)	Measure Level (dBuV/m)	Reading Level (dBuV)	Over Limit (dB)	Limit (dBuV/m)	Factor (dB)	Type
1			2390.000	49.683	17.356	-4.317	54.000	32.327	AV
2		*	2414.944	99.029	66.745	N/A	N/A	32.284	AV

Note: Measure Level (dB μ V/m) = Reading Level (dB μ V) + Factor (dB)

Factor (dB) = Cable Loss (dB) + Antenna Factor (dB/m)

Site: AC1	Time: 2018/08/23 - 08:13
Limit: FCC_Part15.209_RE(3m)	Engineer: Bacon Dong
Probe: BBHA9120D_1-18GHz	Polarity: Horizontal
EUT: W-LAN + Bluetooth Module	Power: DC 3.3V
Note: Transmit by 802.11n-HT20 at Channel 2462MHz	

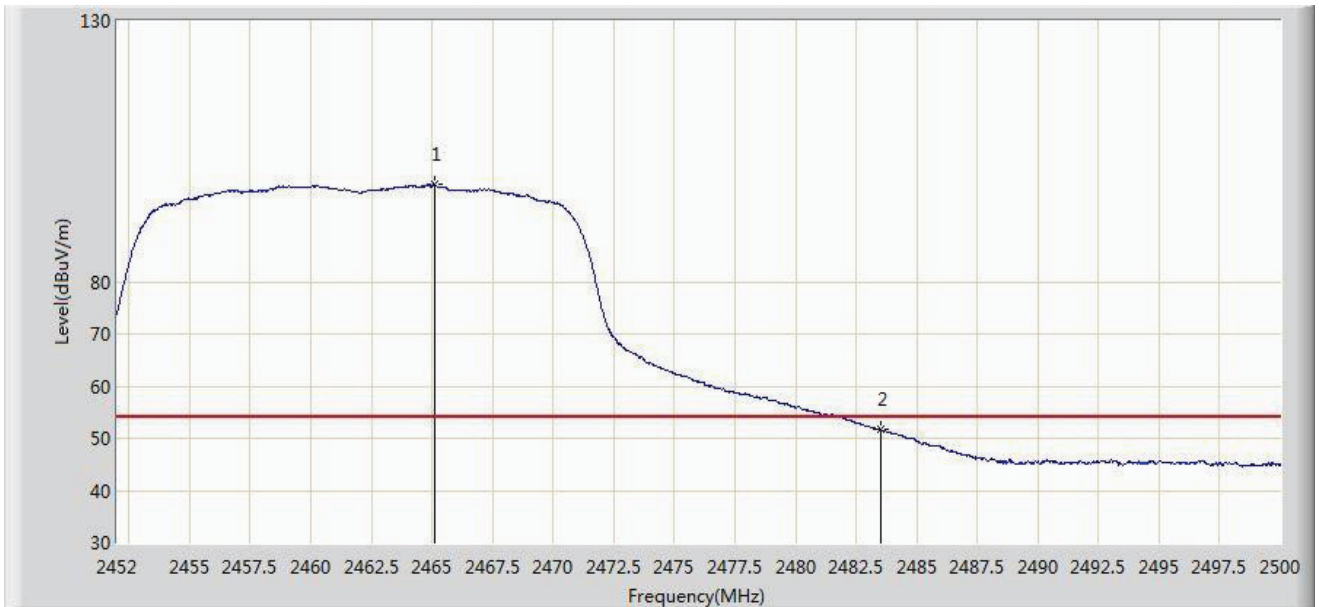


No	Flag	Mark	Frequency (MHz)	Measure Level (dBuV/m)	Reading Level (dBuV)	Over Limit (dB)	Limit (dBuV/m)	Factor (dB)	Type
1		*	2464.120	108.549	76.265	N/A	N/A	32.284	PK
2			2483.500	64.979	32.640	-9.021	74.000	32.340	PK
3			2483.824	65.313	32.973	-8.687	74.000	32.340	PK

Note: Measure Level (dBμV/m) = Reading Level (dBμV) + Factor (dB)

Factor (dB) = Cable Loss (dB) + Antenna Factor (dB/m)

Site: AC1	Time: 2018/08/23 - 08:14
Limit: FCC_Part15.209_RE(3m)	Engineer: Bacon Dong
Probe: BBHA9120D_1-18GHz	Polarity: Horizontal
EUT: W-LAN + Bluetooth Module	Power: DC 3.3V
Note: Transmit by 802.11n-HT20 at Channel 2462MHz	

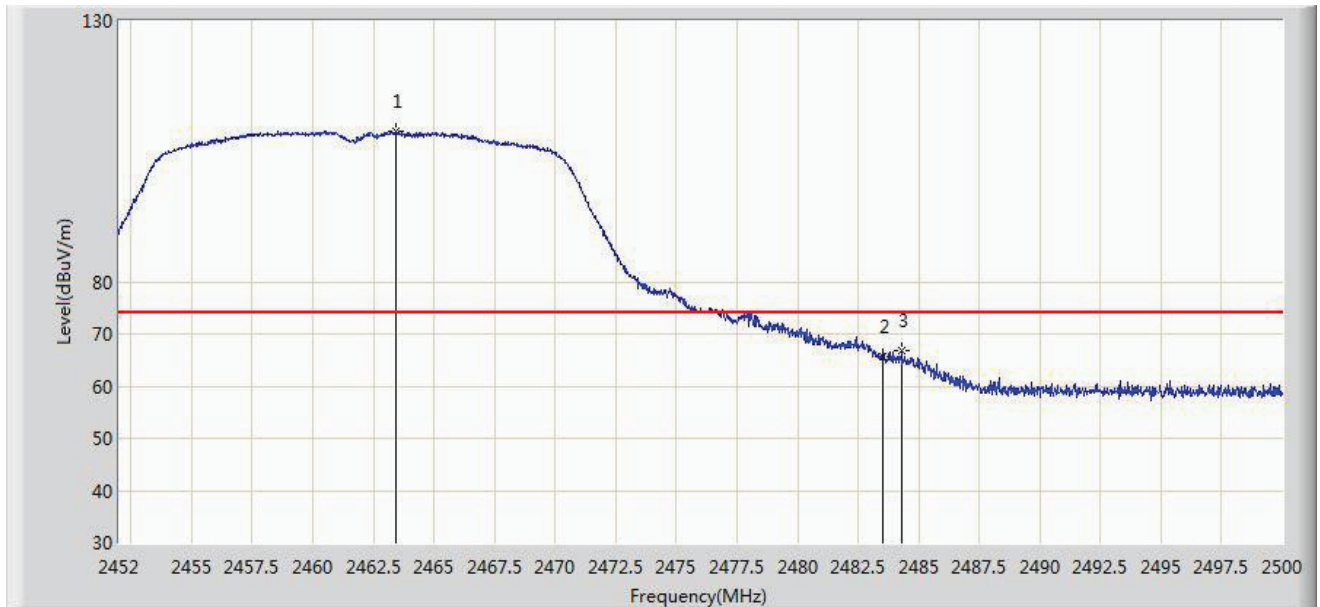


No	Flag	Mark	Frequency (MHz)	Measure Level (dBuV/m)	Reading Level (dBuV)	Over Limit (dB)	Limit (dBuV/m)	Factor (dB)	Type
1		*	2465.104	98.624	66.337	N/A	N/A	32.286	AV
2			2483.500	51.647	19.308	-2.353	54.000	32.340	AV

Note: Measure Level (dB μ V/m) = Reading Level (dB μ V) + Factor (dB)

Factor (dB) = Cable Loss (dB) + Antenna Factor (dB/m)

Site: AC1	Time: 2018/08/23 - 08:16
Limit: FCC_Part15.209_RE(3m)	Engineer: Bacon Dong
Probe: BBHA9120D_1-18GHz	Polarity: Vertical
EUT: W-LAN + Bluetooth Module	Power: DC 3.3V
Note: Transmit by 802.11n-HT20 at Channel 2462MHz	

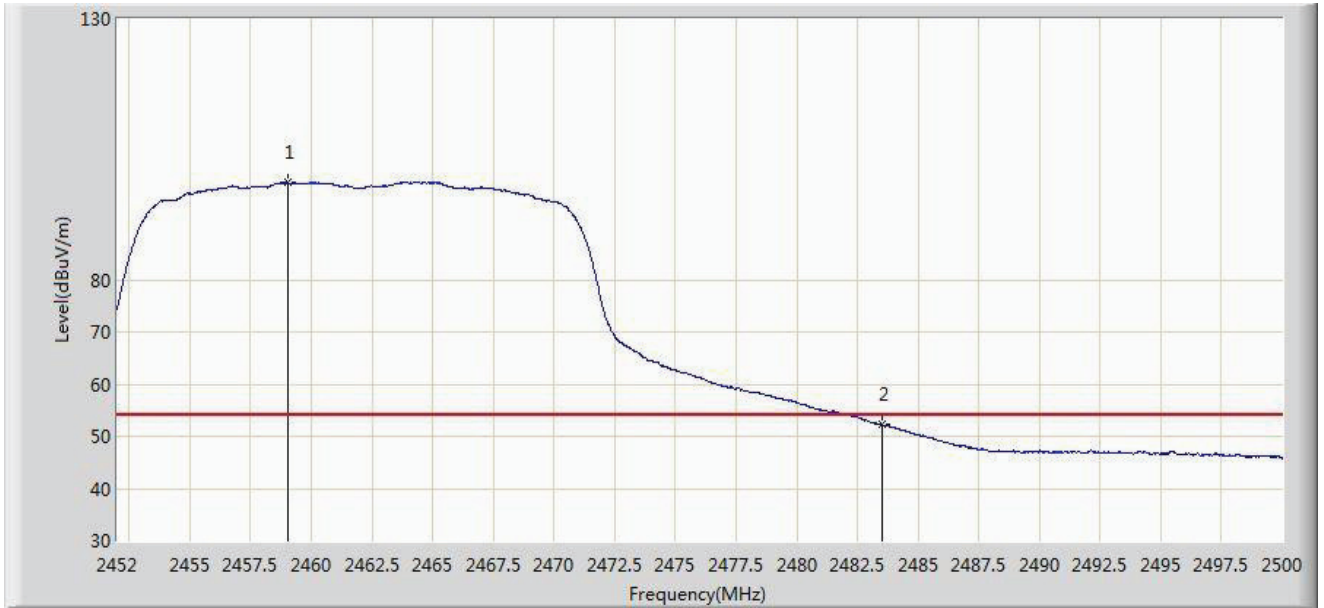


No	Flag	Mark	Frequency (MHz)	Measure Level (dBuV/m)	Reading Level (dBuV)	Over Limit (dB)	Limit (dBuV/m)	Factor (dB)	Type
1		*	2463.400	108.825	76.542	N/A	N/A	32.283	PK
2			2483.500	65.674	33.335	-8.326	74.000	32.340	PK
3			2484.304	66.892	34.550	-7.108	74.000	32.342	PK

Note: Measure Level (dB μ V/m) = Reading Level (dB μ V) + Factor (dB)

Factor (dB) = Cable Loss (dB) + Antenna Factor (dB/m)

Site: AC1	Time: 2018/08/23 - 08:18
Limit: FCC_Part15.209_RE(3m)	Engineer: Bacon Dong
Probe: BBHA9120D_1-18GHz	Polarity: Vertical
EUT: W-LAN + Bluetooth Module	Power: DC 3.3V
Note: Transmit by 802.11n-HT20 at Channel 2462MHz	

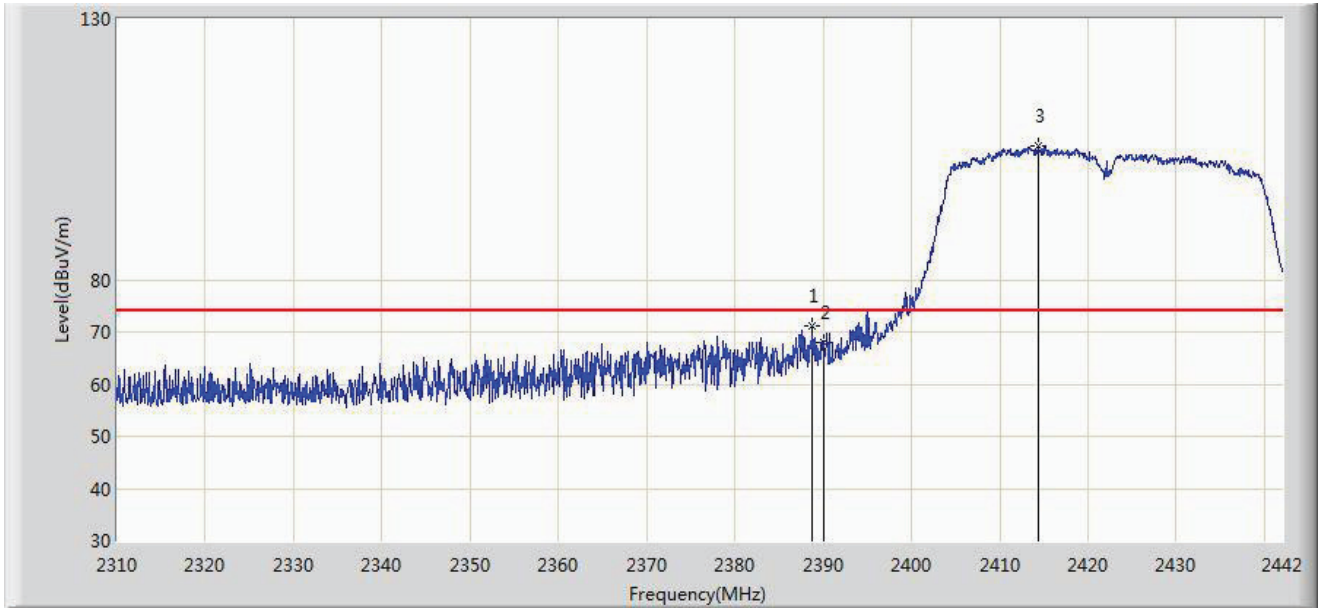


No	Flag	Mark	Frequency (MHz)	Measure Level (dBuV/m)	Reading Level (dBuV)	Over Limit (dB)	Limit (dBuV/m)	Factor (dB)	Type
1		*	2459.008	98.735	66.461	N/A	N/A	32.275	AV
2			2483.500	52.197	19.858	-1.803	54.000	32.340	AV

Note: Measure Level (dBμV/m) = Reading Level (dBμV) + Factor (dB)

Factor (dB) = Cable Loss (dB) + Antenna Factor (dB/m)

Site: AC1	Time: 2018/08/23 - 08:44
Limit: FCC_Part15.209_RE(3m)	Engineer: Bacon Dong
Probe: BBHA9120D_1-18GHz	Polarity: Horizontal
EUT: W-LAN + Bluetooth Module	Power: DC 3.3V
Note: Transmit by 802.11n-HT40 at Channel 2422MHz	

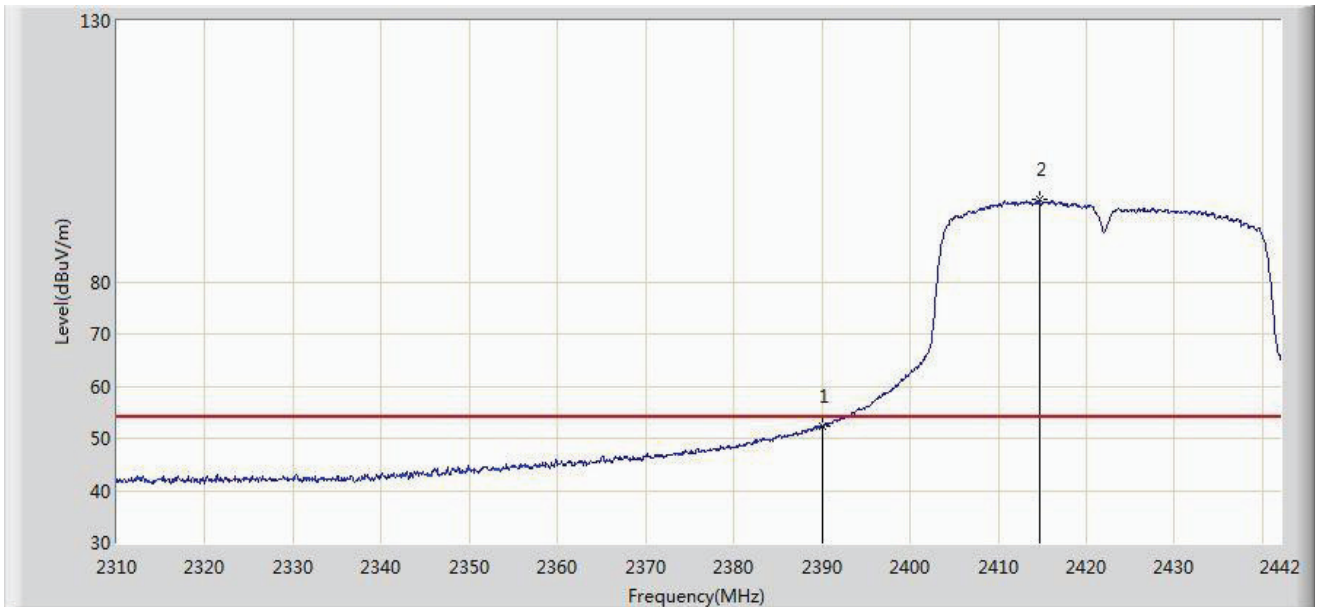


No	Flag	Mark	Frequency (MHz)	Measure Level (dBuV/m)	Reading Level (dBuV)	Over Limit (dB)	Limit (dBuV/m)	Factor (dB)	Type
1			2388.738	71.146	38.817	-2.854	74.000	32.328	PK
2			2390.000	67.879	35.552	-6.121	74.000	32.327	PK
3		*	2414.412	105.523	73.239	N/A	N/A	32.284	PK

Note: Measure Level (dBμV/m) = Reading Level (dBμV) + Factor (dB)

Factor (dB) = Cable Loss (dB) + Antenna Factor (dB/m)

Site: AC1	Time: 2018/08/23 - 08:40
Limit: FCC_Part15.209_RE(3m)	Engineer: Bacon Dong
Probe: BBHA9120D_1-18GHz	Polarity: Horizontal
EUT: W-LAN + Bluetooth Module	Power: DC 3.3V
Note: Transmit by 802.11n-HT40 at Channel 2422MHz	

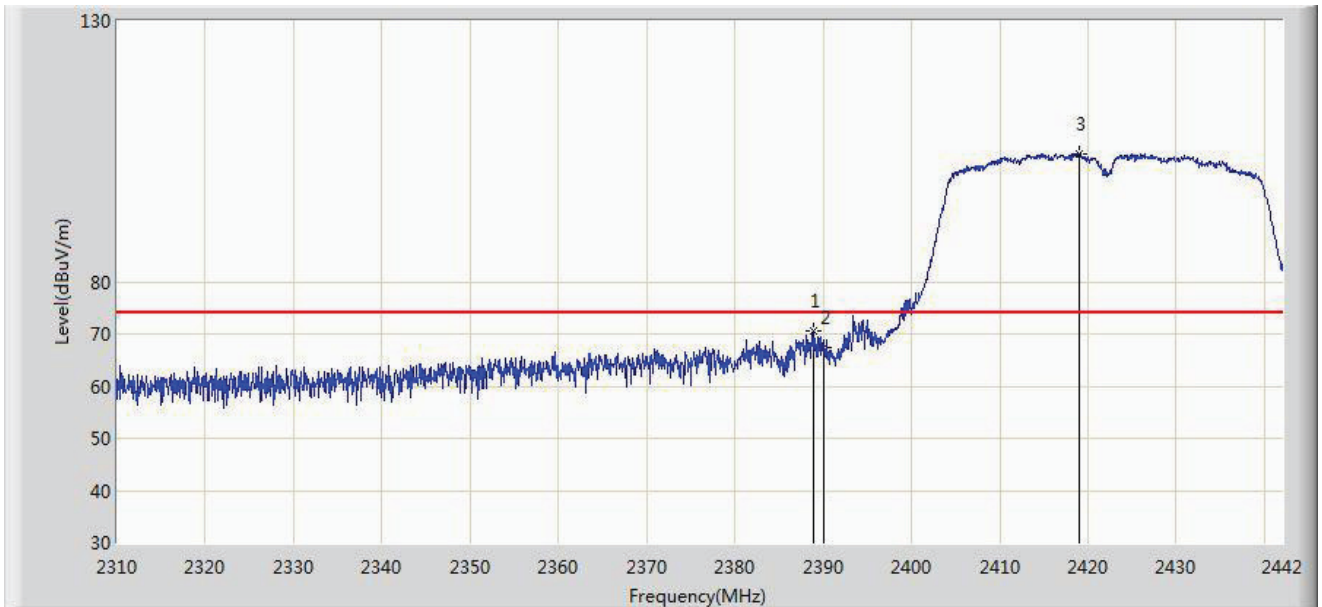


No	Flag	Mark	Frequency (MHz)	Measure Level (dBuV/m)	Reading Level (dBuV)	Over Limit (dB)	Limit (dBuV/m)	Factor (dB)	Type
1			2390.000	52.206	19.879	-1.794	54.000	32.327	AV
2		*	2414.676	95.695	63.411	N/A	N/A	32.284	AV

Note: Measure Level (dBμV/m) = Reading Level (dBμV) + Factor (dB)

Factor (dB) = Cable Loss (dB) + Antenna Factor (dB/m)

Site: AC1	Time: 2018/08/23 - 08:46
Limit: FCC_Part15.209_RE(3m)	Engineer: Bacon Dong
Probe: BBHA9120D_1-18GHz	Polarity: Vertical
EUT: W-LAN + Bluetooth Module	Power: DC 3.3V
Note: Transmit by 802.11n-HT40 at Channel 2422MHz	

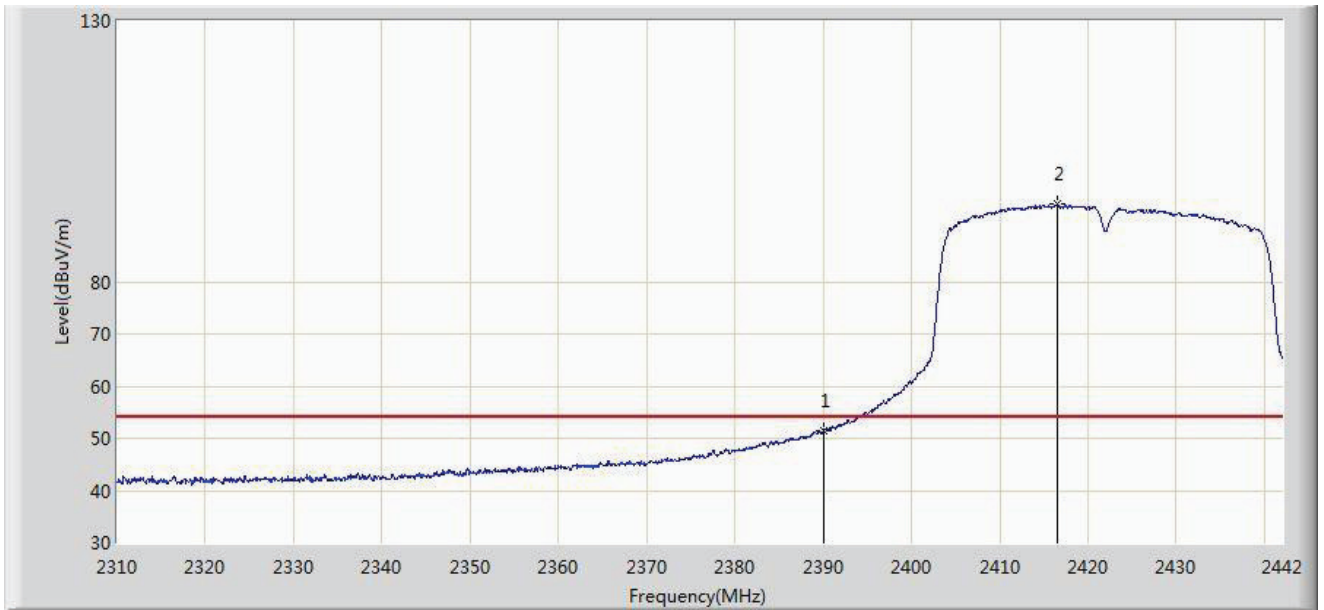


No	Flag	Mark	Frequency (MHz)	Measure Level (dBuV/m)	Reading Level (dBuV)	Over Limit (dB)	Limit (dBuV/m)	Factor (dB)	Type
1			2388.870	70.567	38.239	-3.433	74.000	32.329	PK
2			2390.000	67.467	35.140	-6.533	74.000	32.327	PK
3		*	2418.966	104.634	72.352	N/A	N/A	32.281	PK

Note: Measure Level (dB μ V/m) = Reading Level (dB μ V) + Factor (dB)

Factor (dB) = Cable Loss (dB) + Antenna Factor (dB/m)

Site: AC1	Time: 2018/08/23 - 08:48
Limit: FCC_Part15.209_RE(3m)	Engineer: Bacon Dong
Probe: BBHA9120D_1-18GHz	Polarity: Vertical
EUT: W-LAN + Bluetooth Module	Power: DC 3.3V
Note: Transmit by 802.11n-HT40 at Channel 2422MHz	

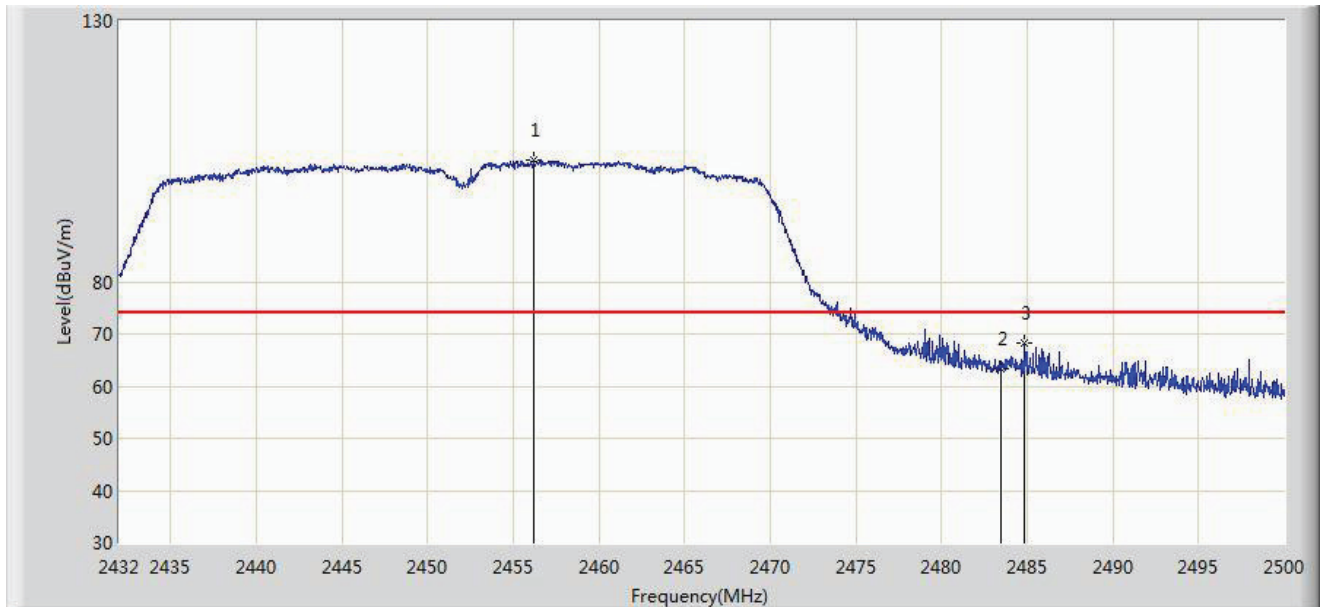


No	Flag	Mark	Frequency (MHz)	Measure Level (dBuV/m)	Reading Level (dBuV)	Over Limit (dB)	Limit (dBuV/m)	Factor (dB)	Type
1			2390.000	51.480	19.153	-2.520	54.000	32.327	AV
2		*	2416.590	94.813	62.530	N/A	N/A	32.283	AV

Note: Measure Level (dBμV/m) = Reading Level (dBμV) + Factor (dB)

Factor (dB) = Cable Loss (dB) + Antenna Factor (dB/m)

Site: AC1	Time: 2018/08/23 - 09:06
Limit: FCC_Part15.209_RE(3m)	Engineer: Bacon Dong
Probe: BBHA9120D_1-18GHz	Polarity: Horizontal
EUT: W-LAN + Bluetooth Module	Power: DC 3.3V
Note: Transmit by 802.11n-HT40 at Channel 2452MHz	

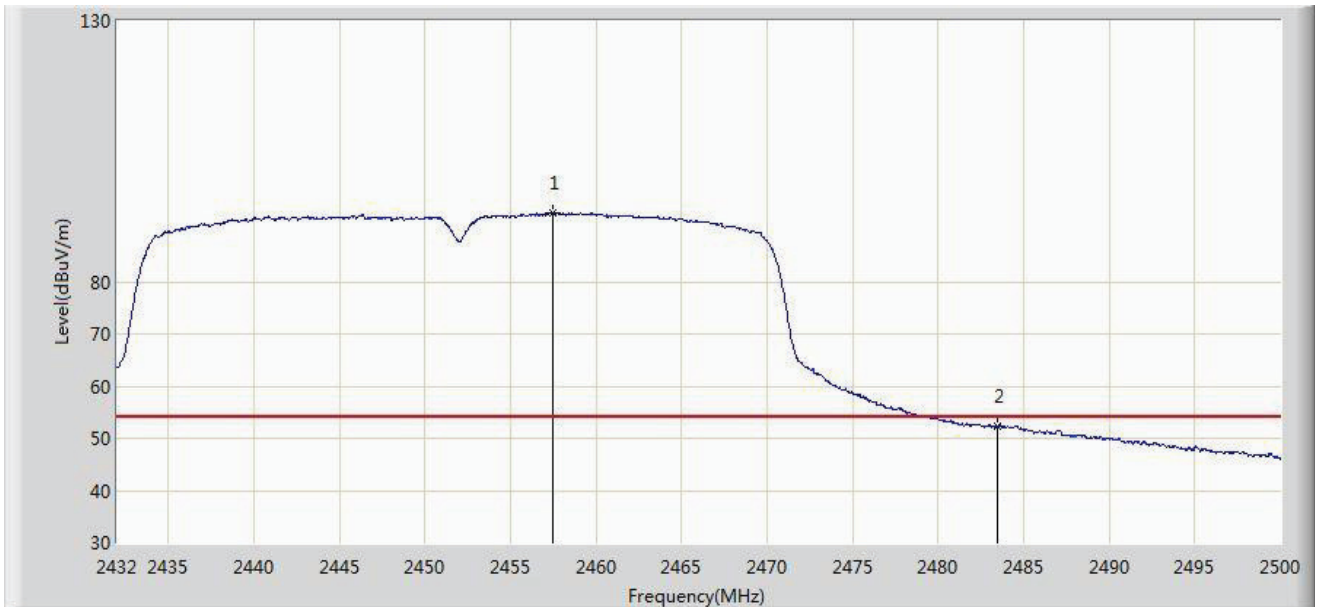


No	Flag	Mark	Frequency (MHz)	Measure Level (dBuV/m)	Reading Level (dBuV)	Over Limit (dB)	Limit (dBuV/m)	Factor (dB)	Type
1		*	2456.208	103.192	70.923	N/A	N/A	32.269	PK
2			2483.500	63.403	31.064	-10.597	74.000	32.340	PK
3			2484.836	68.159	35.815	-5.841	74.000	32.344	PK

Note: Measure Level (dB μ V/m) = Reading Level (dB μ V) + Factor (dB)

Factor (dB) = Cable Loss (dB) + Antenna Factor (dB/m)

Site: AC1	Time: 2018/08/23 - 09:08
Limit: FCC_Part15.209_RE(3m)	Engineer: Bacon Dong
Probe: BBHA9120D_1-18GHz	Polarity: Horizontal
EUT: W-LAN + Bluetooth Module	Power: DC 3.3V
Note: Transmit by 802.11n-HT40 at Channel 2452MHz	

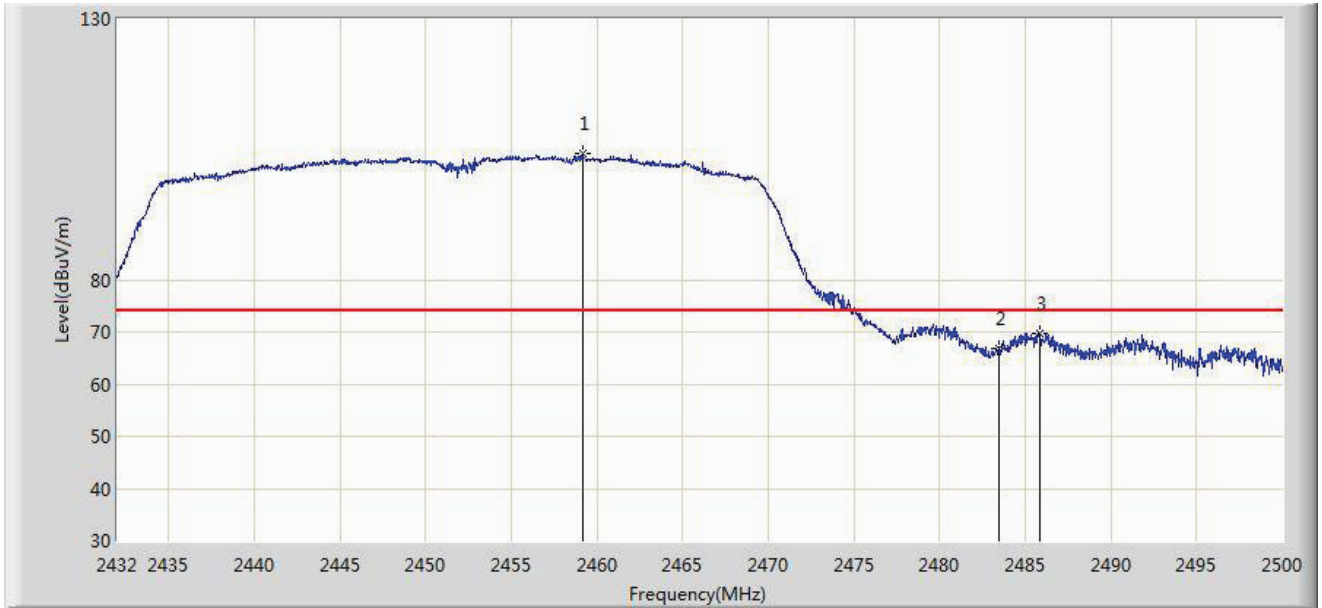


No	Flag	Mark	Frequency (MHz)	Measure Level (dBuV/m)	Reading Level (dBuV)	Over Limit (dB)	Limit (dBuV/m)	Factor (dB)	Type
1		*	2457.466	93.173	60.902	N/A	N/A	32.271	AV
2			2483.500	52.264	19.925	-1.736	54.000	32.340	AV

Note: Measure Level (dB μ V/m) = Reading Level (dB μ V) + Factor (dB)

Factor (dB) = Cable Loss (dB) + Antenna Factor (dB/m)

Site: AC1	Time: 2018/08/23 - 09:03
Limit: FCC_Part15.209_RE(3m)	Engineer: Bacon Dong
Probe: BBHA9120D_1-18GHz	Polarity: Vertical
EUT: W-LAN + Bluetooth Module	Power: DC 3.3V
Note: Transmit by 802.11n-HT40 at Channel 2452MHz	

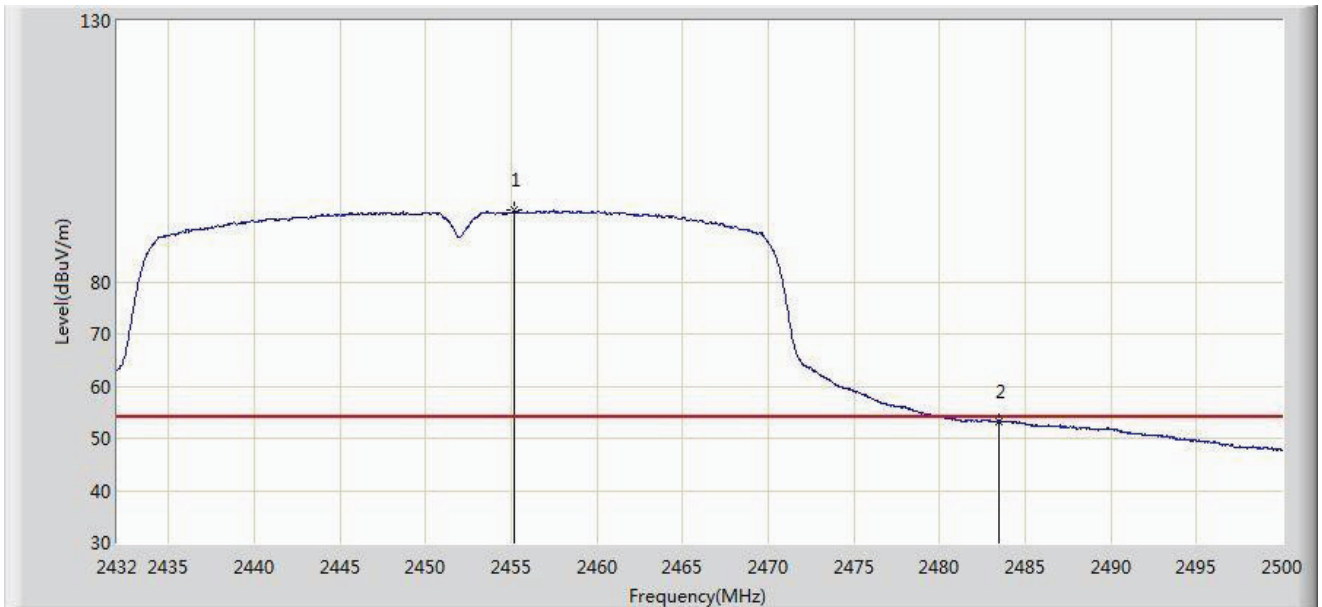


No	Flag	Mark	Frequency (MHz)	Measure Level (dBuV/m)	Reading Level (dBuV)	Over Limit (dB)	Limit (dBuV/m)	Factor (dB)	Type
1		*	2459.166	104.205	71.930	N/A	N/A	32.275	PK
2			2483.500	66.723	34.384	-7.277	74.000	32.340	PK
3			2485.822	69.635	37.287	-4.365	74.000	32.348	PK

Note: Measure Level (dBμV/m) = Reading Level (dBμV) + Factor (dB)

Factor (dB) = Cable Loss (dB) + Antenna Factor (dB/m)

Site: AC1	Time: 2018/08/23 - 08:59
Limit: FCC_Part15.209_RE(3m)	Engineer: Bacon Dong
Probe: BBHA9120D_1-18GHz	Polarity: Vertical
EUT: W-LAN + Bluetooth Module	Power: DC 3.3V
Note: Transmit by 802.11n-HT40 at Channel 2452MHz	

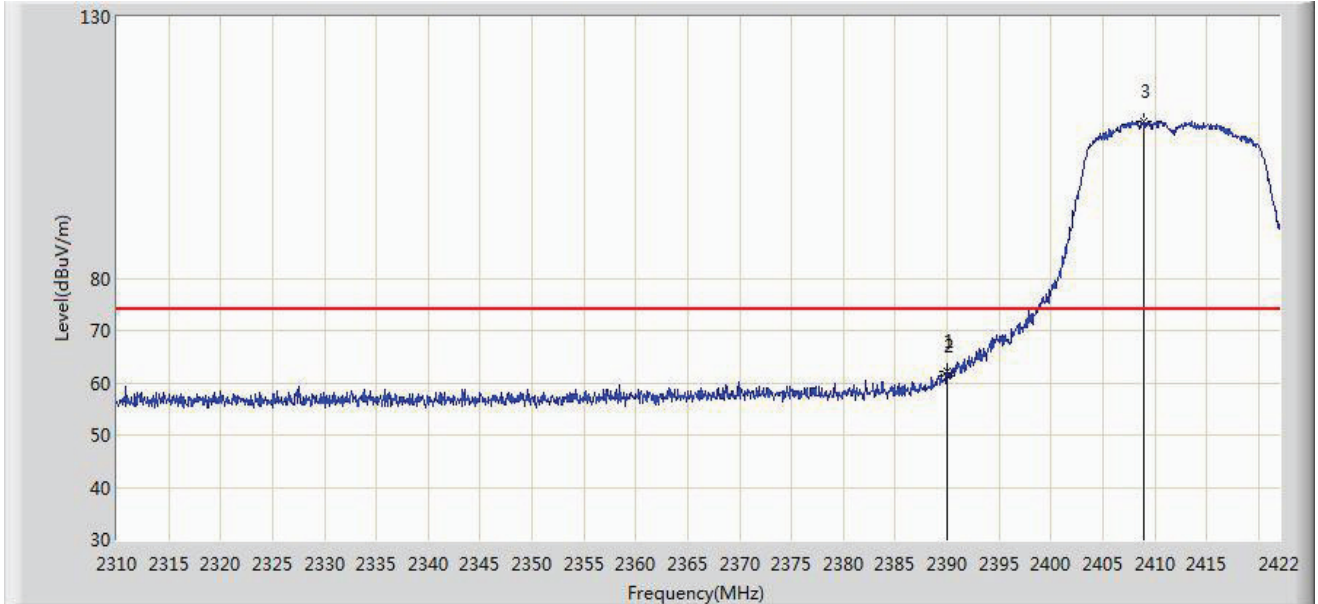


No	Flag	Mark	Frequency (MHz)	Measure Level (dBuV/m)	Reading Level (dBuV)	Over Limit (dB)	Limit (dBuV/m)	Factor (dB)	Type
1		*	2455.188	93.659	61.392	N/A	N/A	32.266	AV
2			2483.500	53.332	20.993	-0.668	54.000	32.340	AV

Note: Measure Level (dBμV/m) = Reading Level (dBμV) + Factor (dB)

Factor (dB) = Cable Loss (dB) + Antenna Factor (dB/m)

Site: AC1	Time: 2018/09/16 - 13:39
Limit: FCC_Part15.209_RE(3m)	Engineer: Cloud Guo
Probe: BBHA9120D_1-18GHz	Polarity: Horizontal
EUT: W-LAN + Bluetooth Module	Power: DC 3.3V
Note: Transmit by 802.11ac-VHT20 at channel 2412MHz	

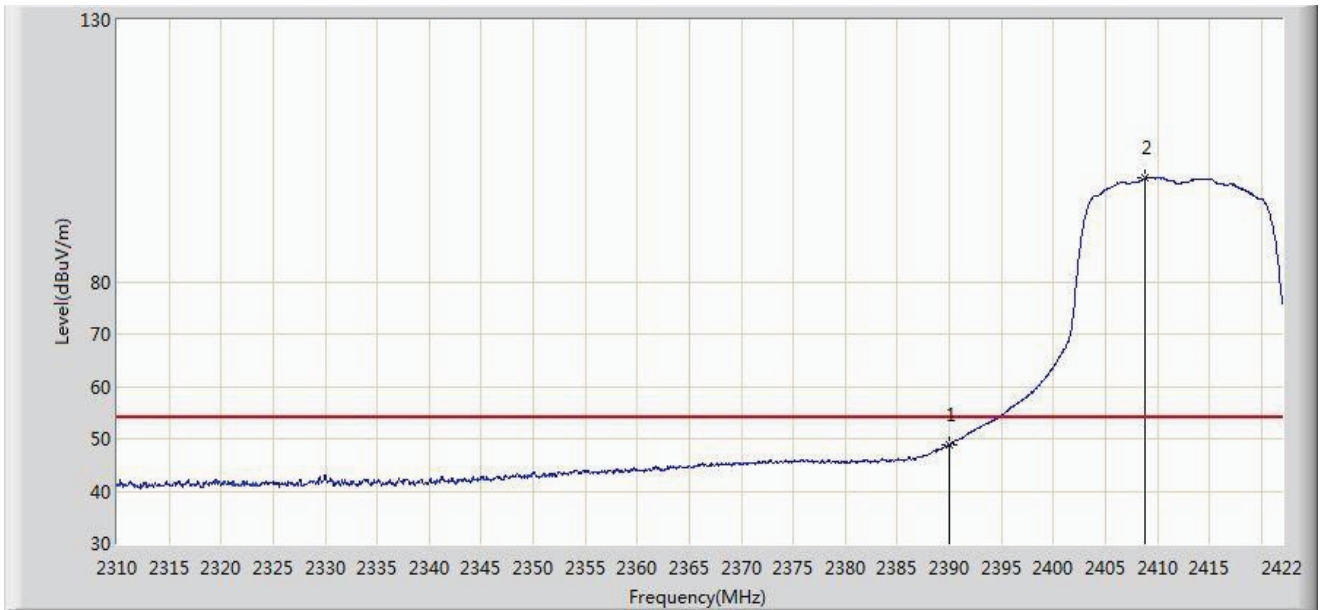


No	Flag	Mark	Frequency (MHz)	Measure Level (dBuV/m)	Reading Level (dBuV)	Over Limit (dB)	Limit (dBuV/m)	Factor (dB)	Type
1			2389.968	62.108	29.781	-11.892	74.000	32.327	PK
2			2390.000	61.180	28.853	-12.820	74.000	32.327	PK
3		*	2408.896	109.975	77.685	35.975	74.000	32.289	PK

Note: Measure Level (dBμV/m) = Reading Level (dBμV) + Factor (dB)

Factor (dB) = Cable Loss (dB) + Antenna Factor (dB/m)

Site: AC1	Time: 2018/09/16 - 13:46
Limit: FCC_Part15.209_RE(3m)	Engineer: Cloud Guo
Probe: BBHA9120D_1-18GHz	Polarity: Horizontal
EUT: W-LAN + Bluetooth Module	Power: DC 3.3V
Note: Transmit by 802.11ac-VHT20 at channel 2412MHz	

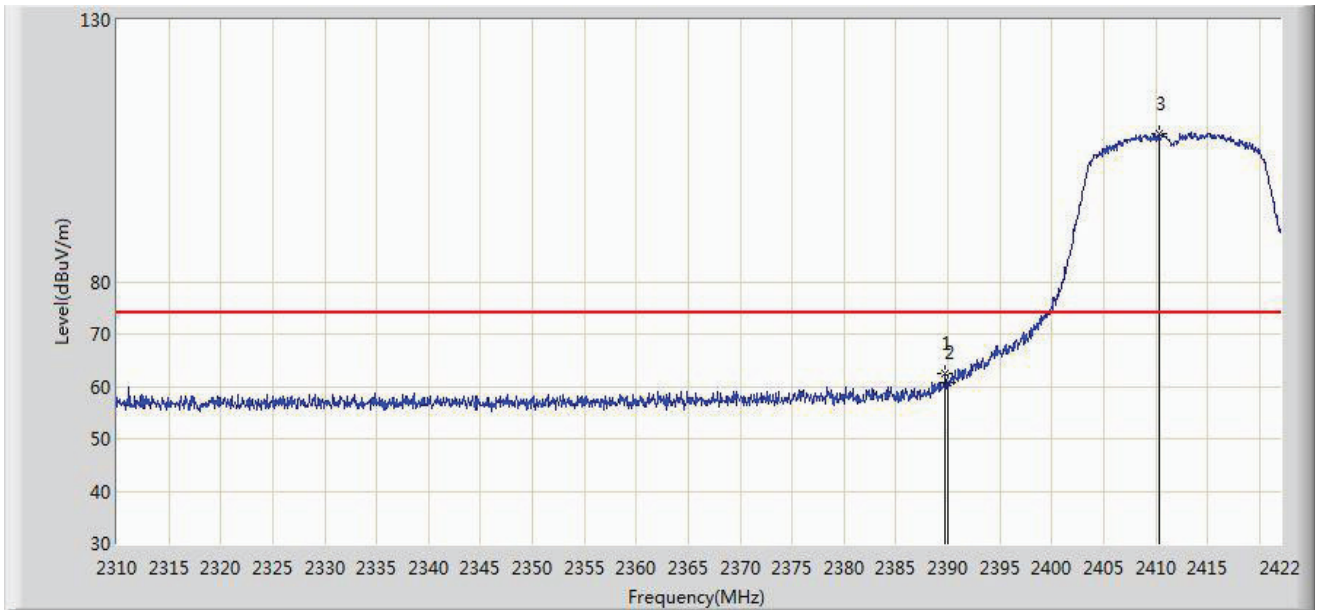


No	Flag	Mark	Frequency (MHz)	Measure Level (dBuV/m)	Reading Level (dBuV)	Over Limit (dB)	Limit (dBuV/m)	Factor (dB)	Type
1			2390.000	48.883	16.556	-5.117	54.000	32.327	AV
2		*	2408.840	99.890	67.600	45.890	54.000	32.290	AV

Note: Measure Level (dB μ V/m) = Reading Level (dB μ V) + Factor (dB)

Factor (dB) = Cable Loss (dB) + Antenna Factor (dB/m)

Site: AC1	Time: 2018/09/16 - 13:47
Limit: FCC_Part15.209_RE(3m)	Engineer: Cloud Guo
Probe: BBHA9120D_1-18GHz	Polarity: Vertical
EUT: W-LAN + Bluetooth Module	Power: DC 3.3V
Note: Transmit by 802.11ac-VHT20 at channel 2412MHz	

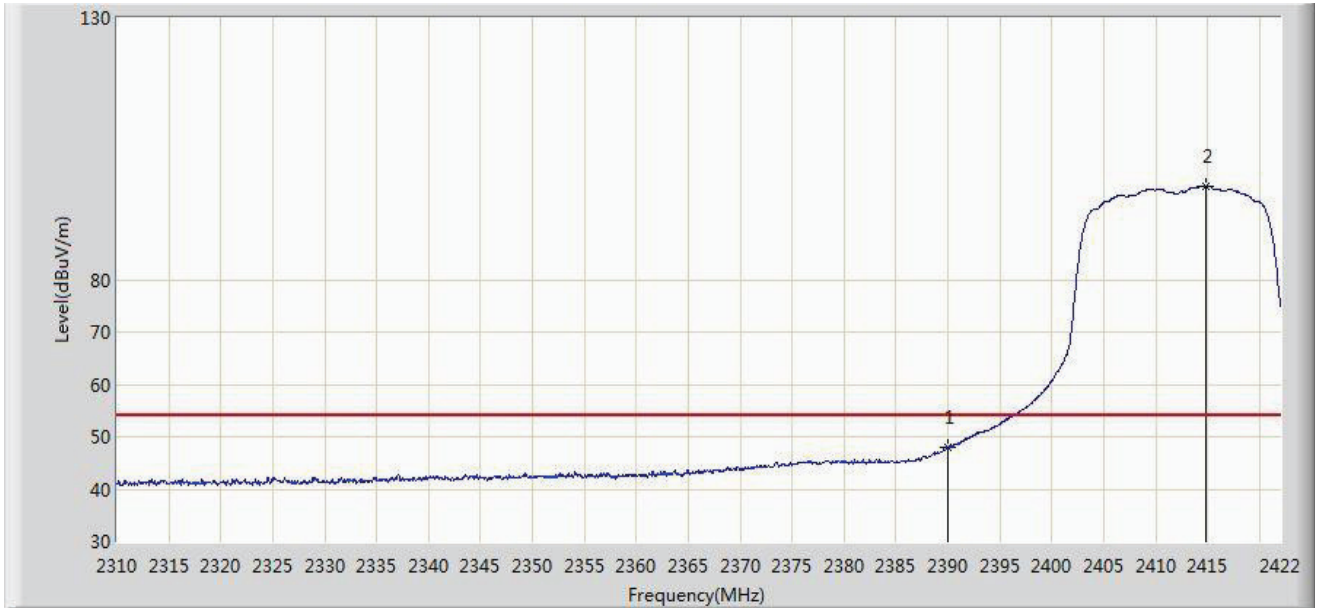


No	Flag	Mark	Frequency (MHz)	Measure Level (dBuV/m)	Reading Level (dBuV)	Over Limit (dB)	Limit (dBuV/m)	Factor (dB)	Type
1			2389.744	62.338	30.011	-11.662	74.000	32.327	PK
2			2390.000	60.780	28.453	-13.220	74.000	32.327	PK
3		*	2410.352	108.213	75.926	34.213	74.000	32.287	PK

Note: Measure Level (dB μ V/m) = Reading Level (dB μ V) + Factor (dB)

Factor (dB) = Cable Loss (dB) + Antenna Factor (dB/m)

Site: AC1	Time: 2018/09/16 - 13:49
Limit: FCC_Part15.209_RE(3m)	Engineer: Cloud Guo
Probe: BBHA9120D_1-18GHz	Polarity: Vertical
EUT: W-LAN + Bluetooth Module	Power: DC 3.3V
Note: Transmit by 802.11ac-VHT20 at channel 2412MHz	

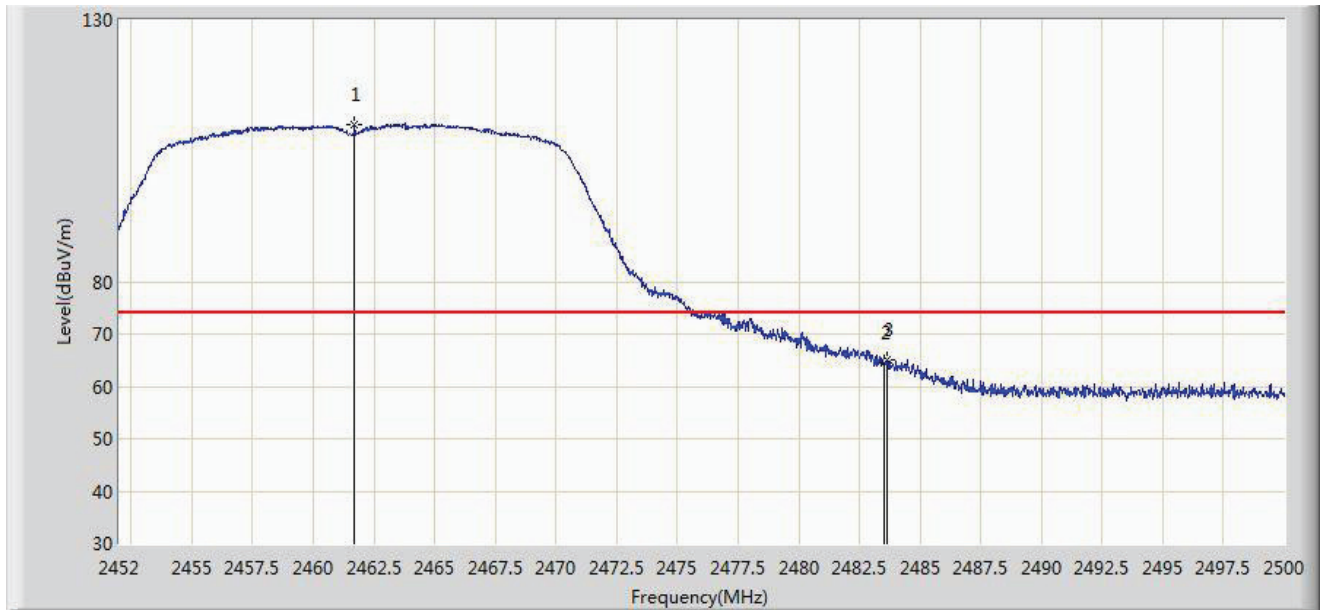


No	Flag	Mark	Frequency (MHz)	Measure Level (dBuV/m)	Reading Level (dBuV)	Over Limit (dB)	Limit (dBuV/m)	Factor (dB)	Type
1			2390.000	47.852	15.525	-6.148	54.000	32.327	AV
2		*	2414.832	97.888	65.604	43.888	54.000	32.283	AV

Note: Measure Level (dBμV/m) = Reading Level (dBμV) + Factor (dB)

Factor (dB) = Cable Loss (dB) + Antenna Factor (dB/m)

Site: AC1	Time: 2018/09/16 - 14:00
Limit: FCC_Part15.209_RE(3m)	Engineer: Cloud Guo
Probe: BBHA9120D_1-18GHz	Polarity: Horizontal
EUT: W-LAN + Bluetooth Module	Power: DC 3.3V
Note: Transmit by 802.11ac-VHT20 at channel 2462MHz	

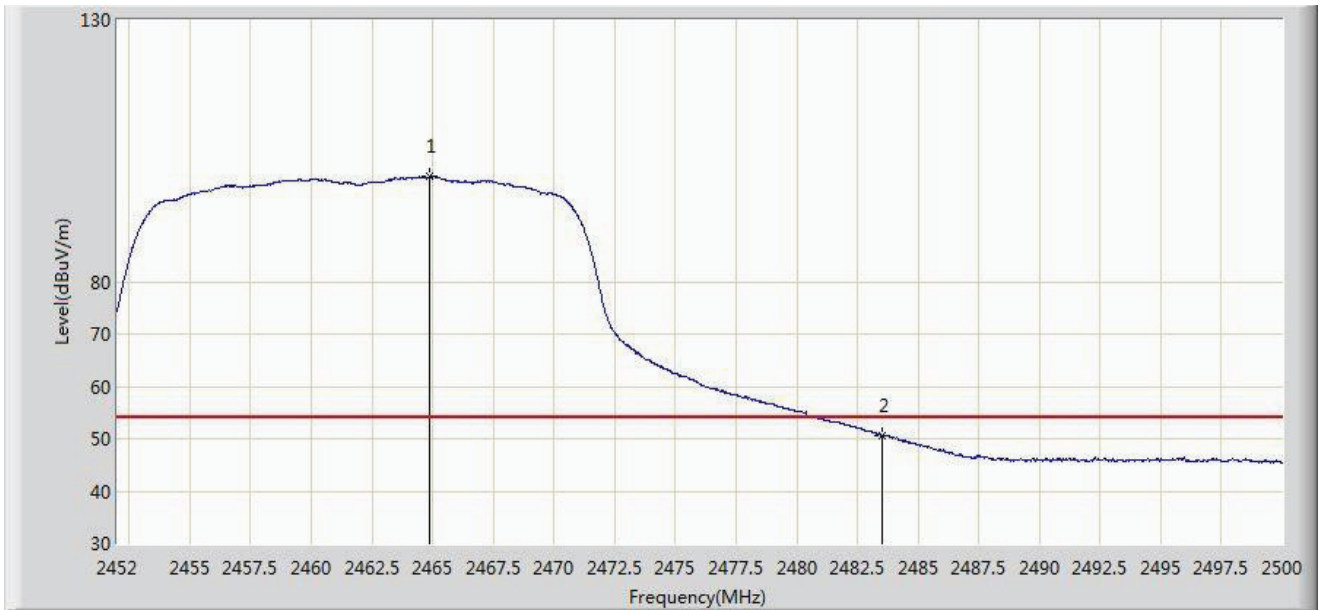


No	Flag	Mark	Frequency (MHz)	Measure Level (dBuV/m)	Reading Level (dBuV)	Over Limit (dB)	Limit (dBuV/m)	Factor (dB)	Type
1		*	2461.696	110.045	77.765	36.045	74.000	32.280	PK
2			2483.500	64.405	32.066	-9.595	74.000	32.340	PK
3			2483.632	65.141	32.801	-8.859	74.000	32.340	PK

Note: Measure Level (dB μ V/m) = Reading Level (dB μ V) + Factor (dB)

Factor (dB) = Cable Loss (dB) + Antenna Factor (dB/m)

Site: AC1	Time: 2018/09/16 - 14:02
Limit: FCC_Part15.209_RE(3m)	Engineer: Cloud Guo
Probe: BBHA9120D_1-18GHz	Polarity: Horizontal
EUT: W-LAN + Bluetooth Module	Power: DC 3.3V
Note: Transmit by 802.11ac-VHT20 at channel 2462MHz	

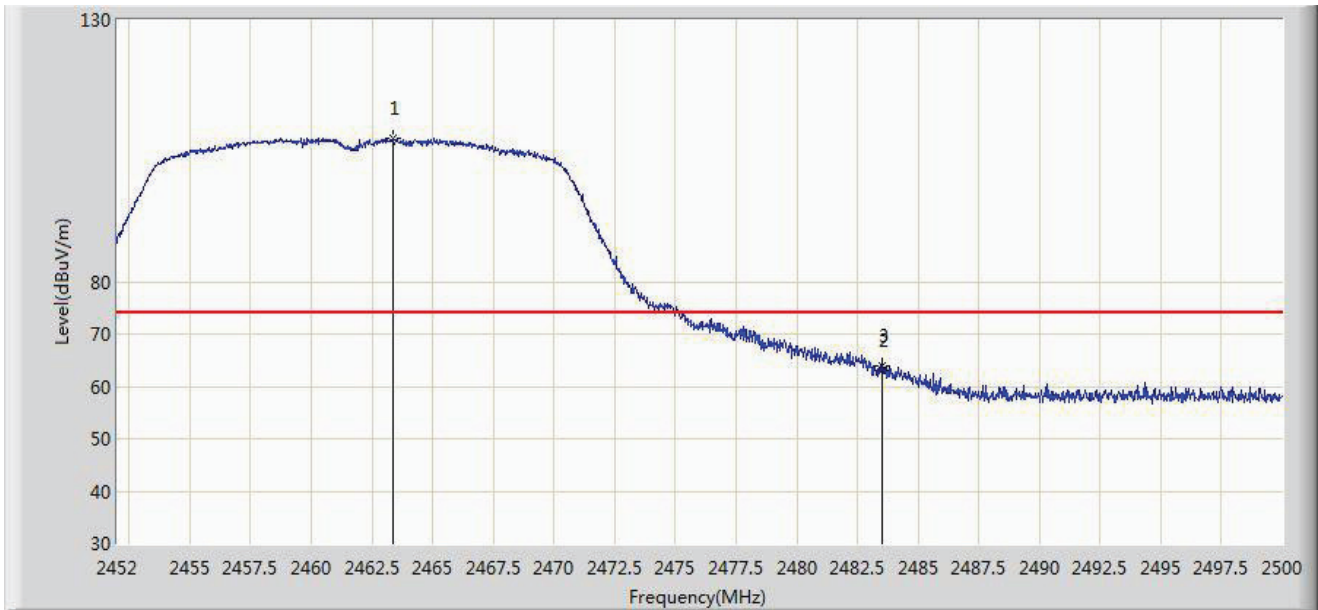


No	Flag	Mark	Frequency (MHz)	Measure Level (dBuV/m)	Reading Level (dBuV)	Over Limit (dB)	Limit (dBuV/m)	Factor (dB)	Type
1		*	2464.888	100.066	67.780	46.066	54.000	32.286	AV
2			2483.500	50.694	18.355	-3.306	54.000	32.340	AV

Note: Measure Level (dBμV/m) = Reading Level (dBμV) + Factor (dB)

Factor (dB) = Cable Loss (dB) + Antenna Factor (dB/m)

Site: AC1	Time: 2018/09/16 - 14:03
Limit: FCC_Part15.209_RE(3m)	Engineer: Cloud Guo
Probe: BBHA9120D_1-18GHz	Polarity: Vertical
EUT: W-LAN + Bluetooth Module	Power: DC 3.3V
Note: Transmit by 802.11ac-VHT20 at channel 2462MHz	

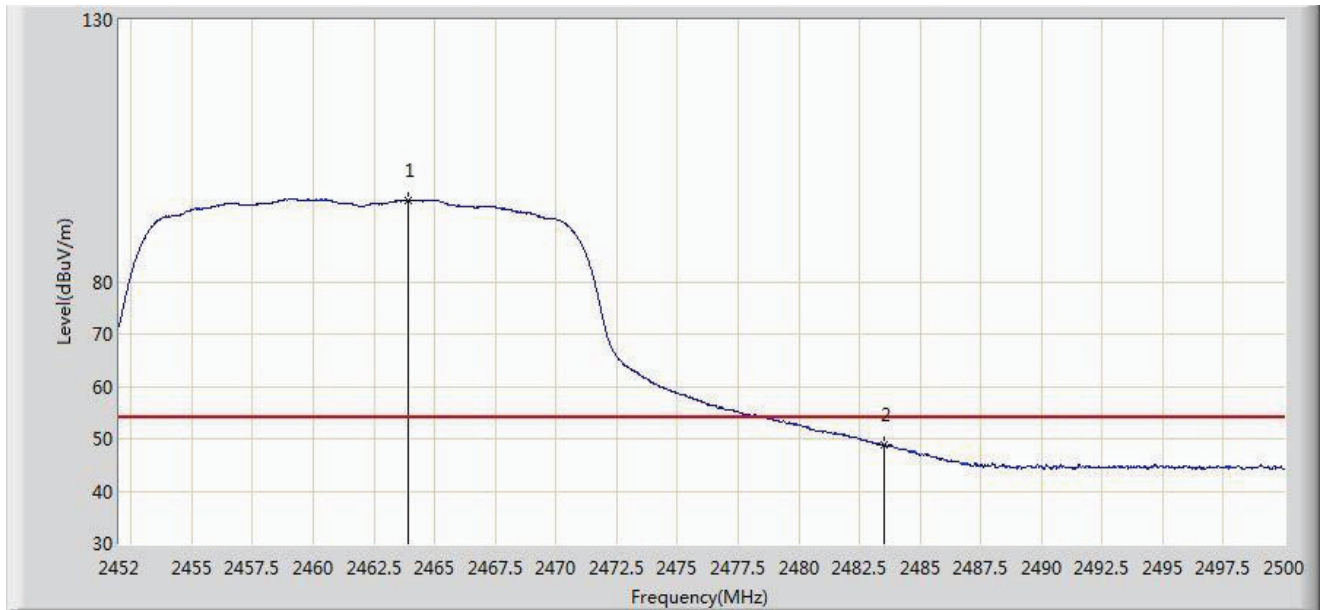


No	Flag	Mark	Frequency (MHz)	Measure Level (dBuV/m)	Reading Level (dBuV)	Over Limit (dB)	Limit (dBuV/m)	Factor (dB)	Type
1		*	2463.352	107.399	75.116	33.399	74.000	32.283	PK
2			2483.500	63.175	30.836	-10.825	74.000	32.340	PK
3			2483.536	64.010	31.671	-9.990	74.000	32.340	PK

Note: Measure Level (dB μ V/m) = Reading Level (dB μ V) + Factor (dB)

Factor (dB) = Cable Loss (dB) + Antenna Factor (dB/m)

Site: AC1	Time: 2018/09/16 - 14:05
Limit: FCC_Part15.209_RE(3m)	Engineer: Cloud Guo
Probe: BBHA9120D_1-18GHz	Polarity: Vertical
EUT: W-LAN + Bluetooth Module	Power: DC 3.3V
Note: Transmit by 802.11ac-VHT20 at channel 2462MHz	

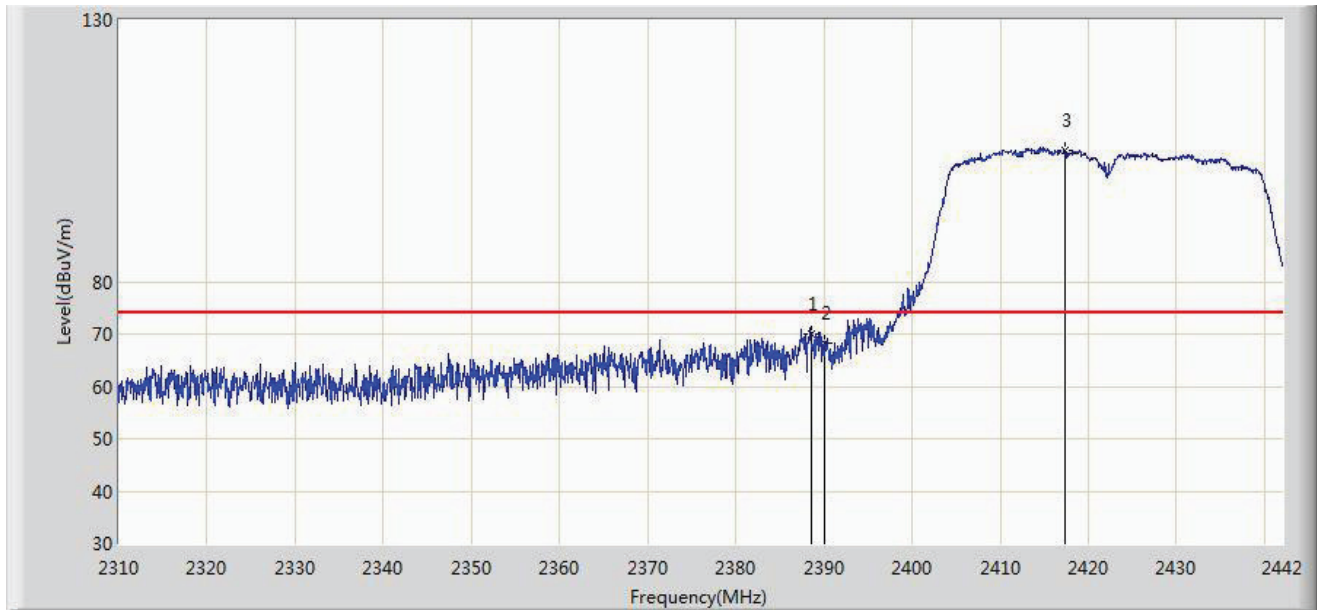


No	Flag	Mark	Frequency (MHz)	Measure Level (dBuV/m)	Reading Level (dBuV)	Over Limit (dB)	Limit (dBuV/m)	Factor (dB)	Type
1		*	2463.928	95.406	63.122	41.406	54.000	32.283	AV
2			2483.500	48.777	16.438	-5.223	54.000	32.340	AV

Note: Measure Level (dB μ V/m) = Reading Level (dB μ V) + Factor (dB)

Factor (dB) = Cable Loss (dB) + Antenna Factor (dB/m)

Site: AC1	Time: 2018/09/16 - 14:07
Limit: FCC_Part15.209_RE(3m)	Engineer: Cloud Guo
Probe: BBHA9120D_1-18GHz	Polarity: Horizontal
EUT: W-LAN + Bluetooth Module	Power: DC 3.3V
Note: Transmit by 802.11ac-VHT40 at channel 2422MHz	

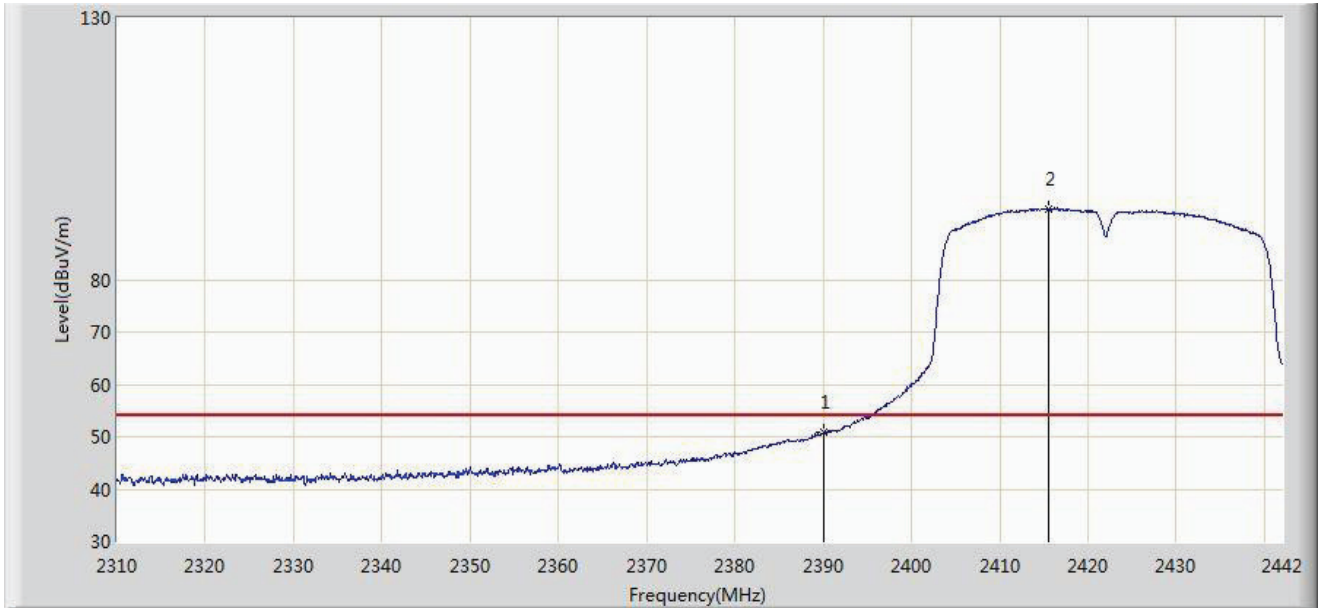


No	Flag	Mark	Frequency (MHz)	Measure Level (dBuV/m)	Reading Level (dBuV)	Over Limit (dB)	Limit (dBuV/m)	Factor (dB)	Type
1			2388.540	70.087	37.758	-3.913	74.000	32.329	PK
2			2390.000	68.154	35.827	-5.846	74.000	32.327	PK
3		*	2417.382	105.107	72.824	31.107	74.000	32.282	PK

Note: Measure Level (dBuV/m) = Reading Level (dBuV) + Factor (dB)

Factor (dB) = Cable Loss (dB) + Antenna Factor (dB/m)

Site: AC1	Time: 2018/09/16 - 14:12
Limit: FCC_Part15.209_RE(3m)	Engineer: Cloud Guo
Probe: BBHA9120D_1-18GHz	Polarity: Horizontal
EUT: W-LAN + Bluetooth Module	Power: DC 3.3V
Note: Transmit by 802.11ac-VHT40 at channel 2422MHz	

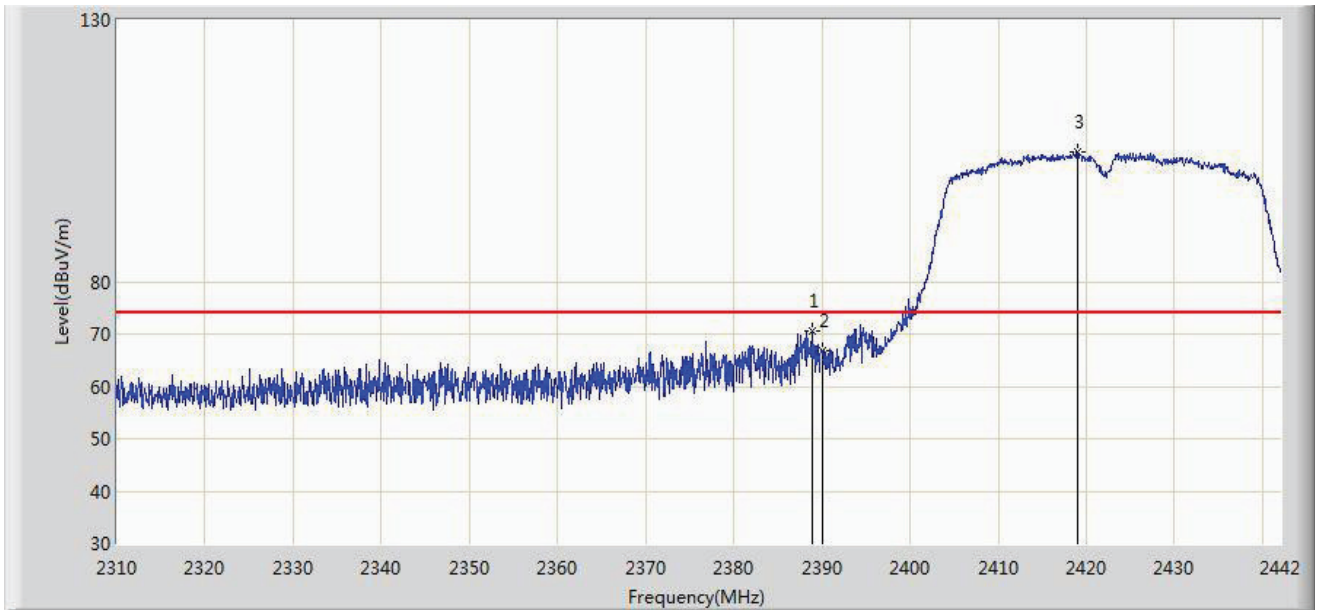


No	Flag	Mark	Frequency (MHz)	Measure Level (dBuV/m)	Reading Level (dBuV)	Over Limit (dB)	Limit (dBuV/m)	Factor (dB)	Type
1			2390.000	50.752	18.425	-3.248	54.000	32.327	AV
2		*	2415.468	93.514	61.231	39.514	54.000	32.284	AV

Note: Measure Level (dBμV/m) = Reading Level (dBμV) + Factor (dB)

Factor (dB) = Cable Loss (dB) + Antenna Factor (dB/m)

Site: AC1	Time: 2018/09/16 - 14:13
Limit: FCC_Part15.209_RE(3m)	Engineer: Cloud Guo
Probe: BBHA9120D_1-18GHz	Polarity: Vertical
EUT: W-LAN + Bluetooth Module	Power: DC 3.3V
Note: Transmit by 802.11ac-VHT40 at channel 2422MHz	

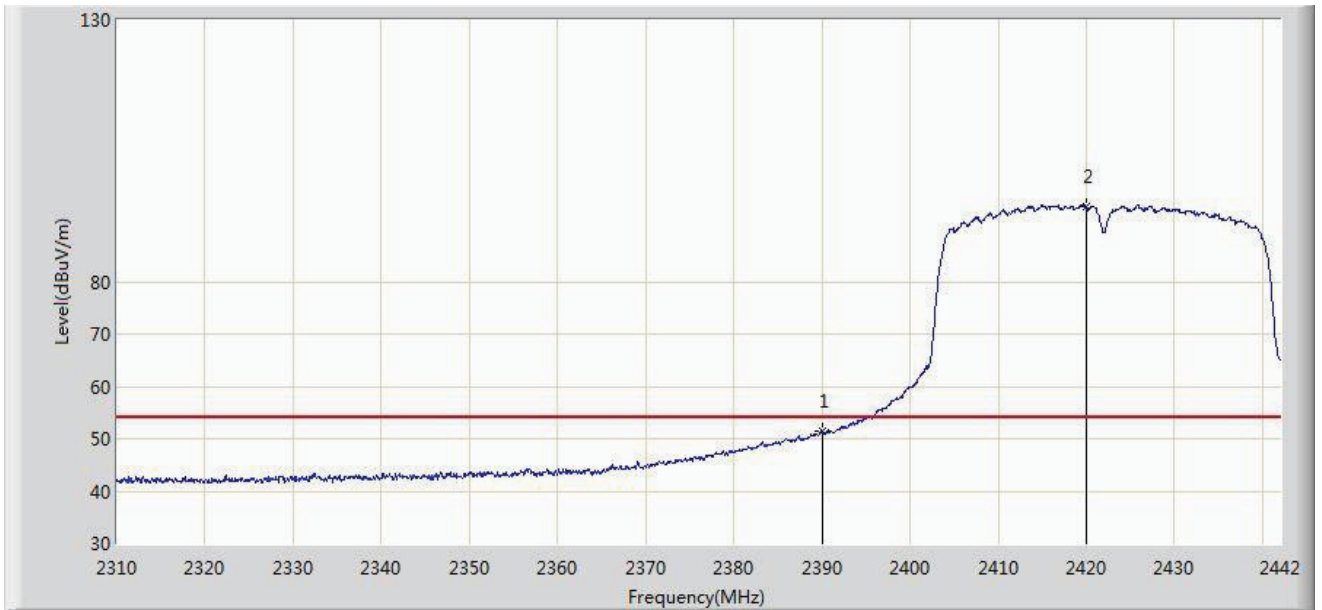


No	Flag	Mark	Frequency (MHz)	Measure Level (dBuV/m)	Reading Level (dBuV)	Over Limit (dB)	Limit (dBuV/m)	Factor (dB)	Type
1			2388.870	70.562	38.234	-3.438	74.000	32.329	PK
2			2390.000	66.686	34.359	-7.314	74.000	32.327	PK
3		*	2419.032	104.776	72.494	30.776	74.000	32.282	PK

Note: Measure Level (dB μ V/m) = Reading Level (dB μ V) + Factor (dB)

Factor (dB) = Cable Loss (dB) + Antenna Factor (dB/m)

Site: AC1	Time: 2018/09/16 - 14:16
Limit: FCC_Part15.209_RE(3m)	Engineer: Cloud Guo
Probe: BBHA9120D_1-18GHz	Polarity: Vertical
EUT: W-LAN + Bluetooth Module	Power: DC 3.3V
Note: Transmit by 802.11ac-VHT40 at channel 2422MHz	

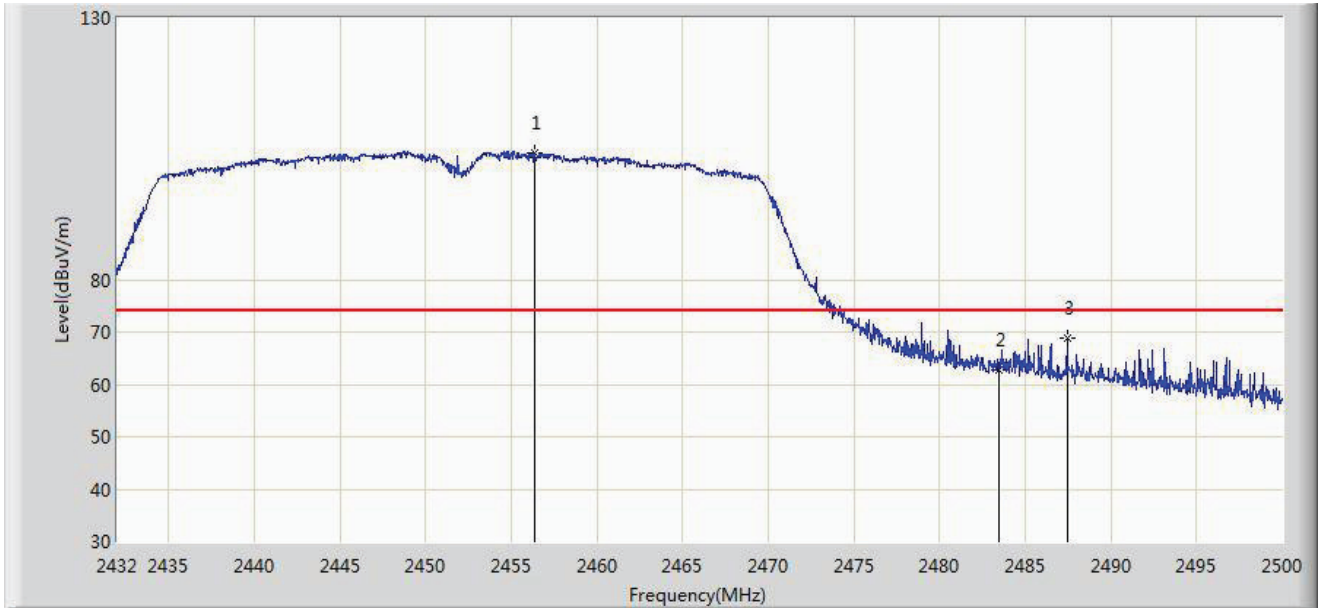


No	Flag	Mark	Frequency (MHz)	Measure Level (dBuV/m)	Reading Level (dBuV)	Over Limit (dB)	Limit (dBuV/m)	Factor (dB)	Type
1			2390.000	51.459	19.132	-2.541	54.000	32.327	AV
2		*	2419.956	94.487	62.206	40.487	54.000	32.281	AV

Note: Measure Level (dB μ V/m) = Reading Level (dB μ V) + Factor (dB)

Factor (dB) = Cable Loss (dB) + Antenna Factor (dB/m)

Site: AC1	Time: 2018/09/16 - 14:21
Limit: FCC_Part15.209_RE(3m)	Engineer: Cloud Guo
Probe: BBHA9120D_1-18GHz	Polarity: Horizontal
EUT: W-LAN + Bluetooth Module	Power: DC 3.3V
Note: Transmit by 802.11ac-VHT40 at channel 2452MHz	

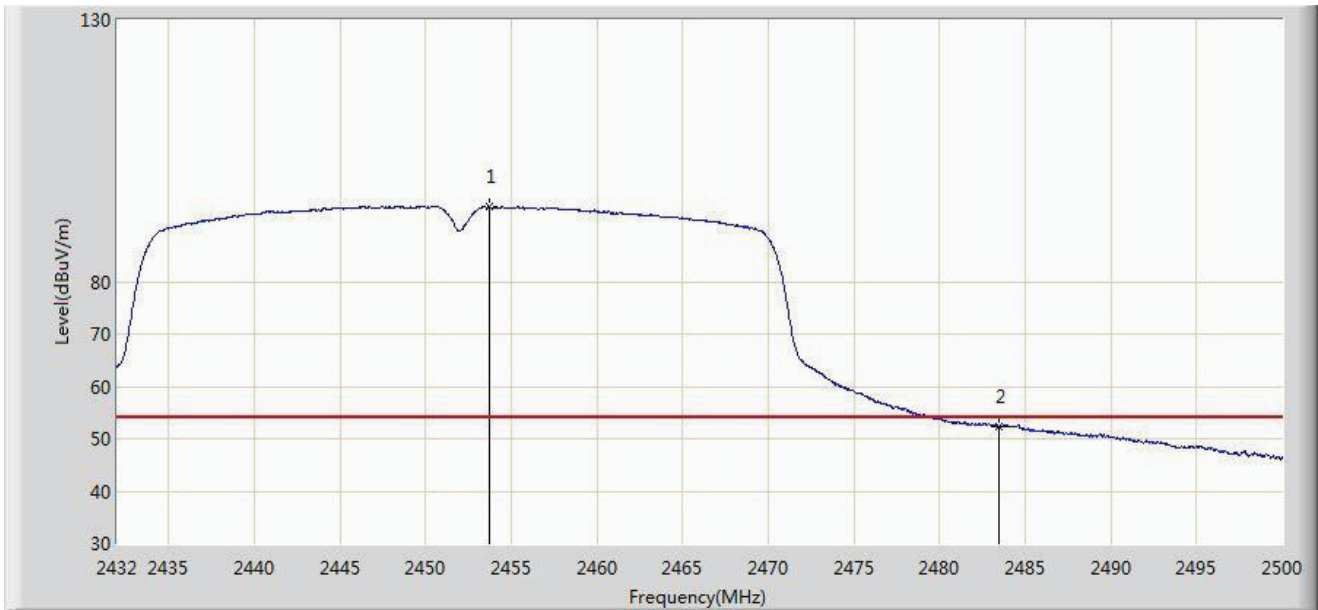


No	Flag	Mark	Frequency (MHz)	Measure Level (dBuV/m)	Reading Level (dBuV)	Over Limit (dB)	Limit (dBuV/m)	Factor (dB)	Type
1		*	2456.378	104.265	71.996	30.265	74.000	32.269	PK
2			2483.500	62.636	30.297	-11.364	74.000	32.340	PK
3			2487.454	68.717	36.362	-5.283	74.000	32.355	PK

Note: Measure Level (dB μ V/m) = Reading Level (dB μ V) + Factor (dB)

Factor (dB) = Cable Loss (dB) + Antenna Factor (dB/m)

Site: AC1	Time: 2018/09/16 - 14:21
Limit: FCC_Part15.209_RE(3m)	Engineer: Cloud Guo
Probe: BBHA9120D_1-18GHz	Polarity: Horizontal
EUT: W-LAN + Bluetooth Module	Power: DC 3.3V
Note: Transmit by 802.11ac-VHT40 at channel 2452MHz	

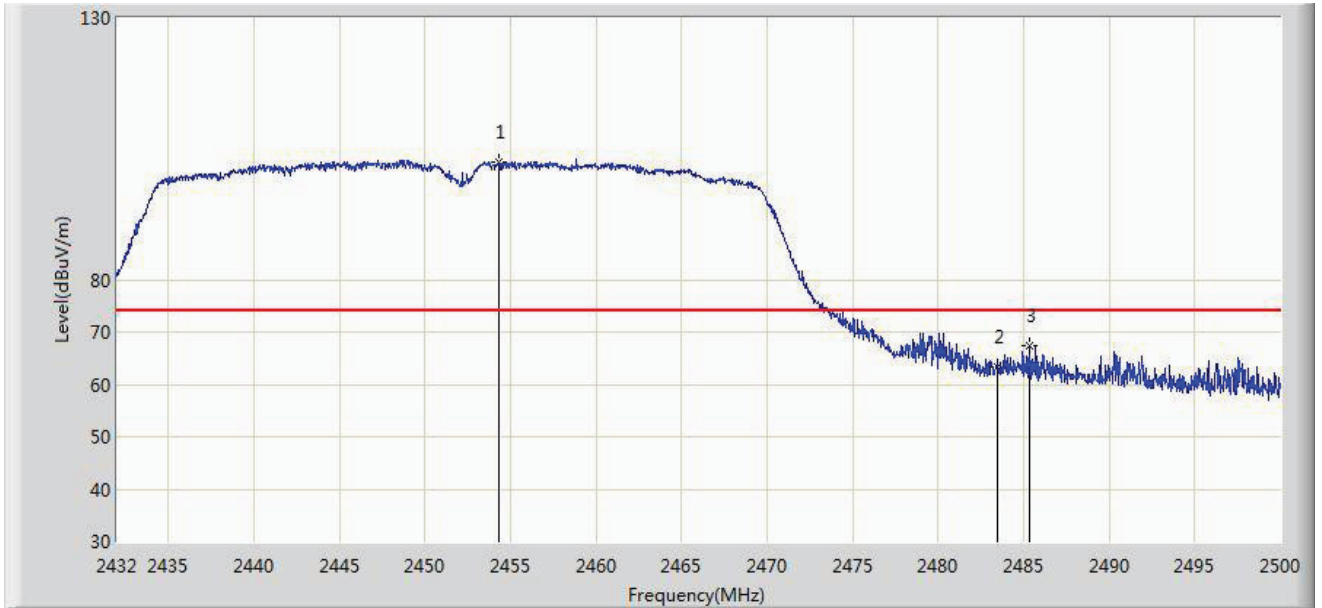


No	Flag	Mark	Frequency (MHz)	Measure Level (dBuV/m)	Reading Level (dBuV)	Over Limit (dB)	Limit (dBuV/m)	Factor (dB)	Type
1		*	2453.760	94.251	61.987	40.251	54.000	32.264	AV
2			2483.500	52.405	20.066	-1.595	54.000	32.340	AV

Note: Measure Level (dBμV/m) = Reading Level (dBμV) + Factor (dB)

Factor (dB) = Cable Loss (dB) + Antenna Factor (dB/m)

Site: AC1	Time: 2018/09/16 - 14:22
Limit: FCC_Part15.209_RE(3m)	Engineer: Cloud Guo
Probe: BBHA9120D_1-18GHz	Polarity: Vertical
EUT: W-LAN + Bluetooth Module	Power: DC 3.3V
Note: Transmit by 802.11ac-VHT40 at channel 2452MHz	

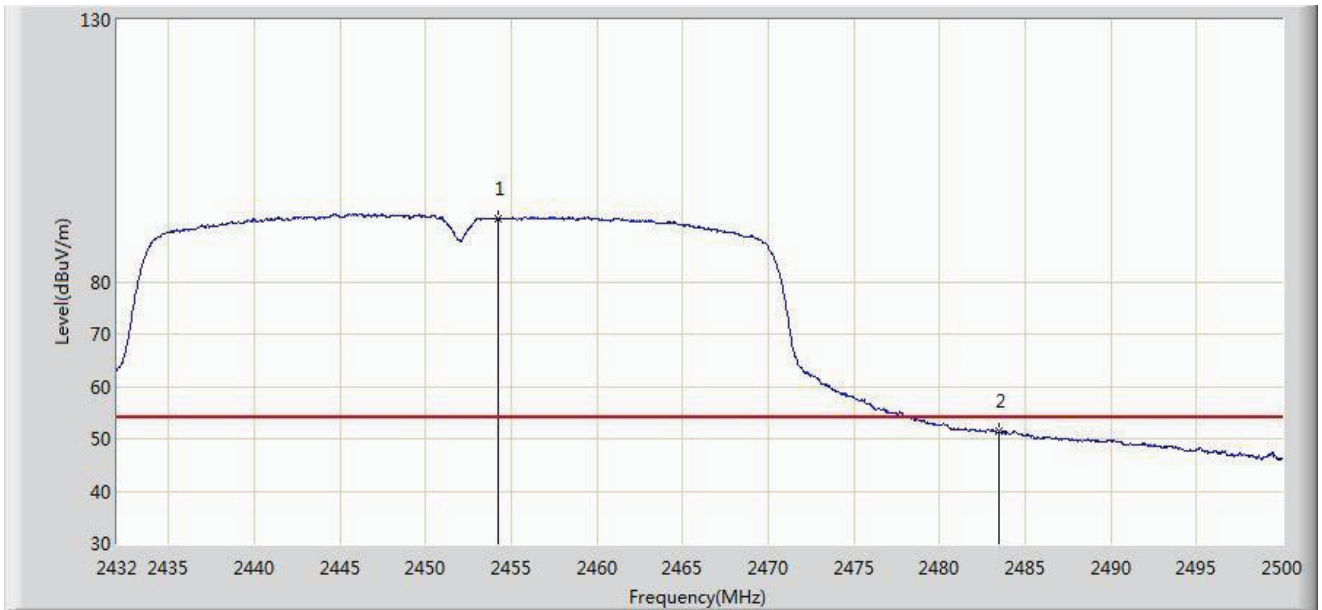


No	Flag	Mark	Frequency (MHz)	Measure Level (dBuV/m)	Reading Level (dBuV)	Over Limit (dB)	Limit (dBuV/m)	Factor (dB)	Type
1		*	2454.304	102.334	70.069	28.334	74.000	32.264	PK
2			2483.500	63.250	30.911	-10.750	74.000	32.340	PK
3			2485.312	67.491	35.145	-6.509	74.000	32.346	PK

Note: Measure Level (dB μ V/m) = Reading Level (dB μ V) + Factor (dB)

Factor (dB) = Cable Loss (dB) + Antenna Factor (dB/m)

Site: AC1	Time: 2018/09/16 - 14:24
Limit: FCC_Part15.209_RE(3m)	Engineer: Cloud Guo
Probe: BBHA9120D_1-18GHz	Polarity: Vertical
EUT: W-LAN + Bluetooth Module	Power: DC 3.3V
Note: Transmit by 802.11ac-VHT40 at channel 2452MHz	



No	Flag	Mark	Frequency (MHz)	Measure Level (dBuV/m)	Reading Level (dBuV)	Over Limit (dB)	Limit (dBuV/m)	Factor (dB)	Type
1		*	2454.270	92.058	59.793	38.058	54.000	32.264	AV
2			2483.500	51.326	18.987	-2.674	54.000	32.340	AV

Note: Measure Level (dB μ V/m) = Reading Level (dB μ V) + Factor (dB)

Factor (dB) = Cable Loss (dB) + Antenna Factor (dB/m)

6.8. AC Conducted Emissions Measurement

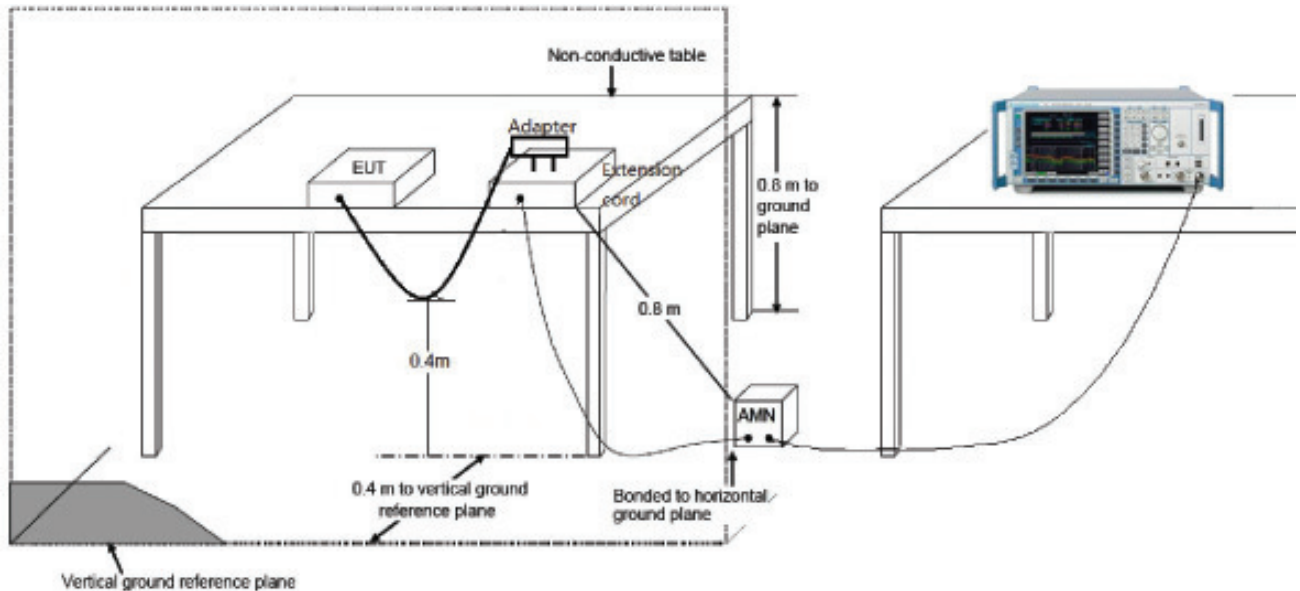
6.8.1. Test Limit

FCC Part 15 Subpart C Paragraph 15.207 Limits		
Frequency (MHz)	QP (dBuV)	AV (dBuV)
0.15 ~ 0.50	66 ~ 56	56 ~ 46
0.50 ~ 5.0	56	46
5.0 ~ 30	60	50

Note 1: The lower limit shall apply at the transition frequencies.

Note 2: The limit decreases linearly with the logarithm of the frequency in the range 0.15MHz to 0.5MHz.

6.8.2. Test Setup



6.8.3. Test Result

The EUT is supplied by DC 3.3V, so this item is not application.

7. CONCLUSION

The data collected relate only the item(s) tested and show that the **W-LAN + Bluetooth Module** is in compliance with Part 15C of the FCC Rules & RSS-247 Issue 2 of ISED Rules..

————— The End —————

Appendix A – Test Setup Photograph

Refer to “1808WSU011-UT” file.

Appendix B – EUT Photograph

Refer to “1808WSU011-UE” file.