

Product	Communication Module	Temperature	26°C
Test Engineer	Jone Zhang	Relative Humidity	56%
Test Site	AC1	Test Date	2019/01/17
Test Mode:	802.11ac-VHT20	Test Channel:	149
Remark:	1. Average measurement was not performed if peak level lower than average limit. 2. Other frequency was 20dB below limit line within 1-18GHz, there is not show in the report.		

Mark	Frequency (MHz)	Reading Level (dBμV)	Factor (dB)	Measure Level (dBμV/m)	Limit (dBμV/m)	Margin (dB)	Detector	Polarization
	7655.5	35.7	12.7	48.4	74.0	-25.6	Peak	Horizontal
	8310.0	34.2	12.6	46.8	74.0	-27.2	Peak	Horizontal
*	8854.0	33.7	13.4	47.1	68.2	-21.1	Peak	Horizontal
*	9857.0	33.3	16.7	50.0	68.2	-18.2	Peak	Horizontal
	7443.0	35.1	12.9	48.0	74.0	-26.0	Peak	Vertical
	8165.5	35.0	13.3	48.3	74.0	-25.7	Peak	Vertical
*	8667.0	34.6	12.9	47.5	68.2	-20.7	Peak	Vertical
*	9602.0	34.8	15.3	50.1	68.2	-18.1	Peak	Vertical

Note 1: "\*" is not in restricted band, its limit is -27dBm/MHz or -17dBm/MHz. At a distance of 3 meters, the field strength limit in dBμV/m can be determined by adding a "conversion" factor of 95.2dB to the EIRP limit of -27dBm/MHz to obtain the limit for out of band spurious emissions.

Note 2: Measure Level (dBμV/m) = Reading Level (dBμV) + Factor (dB)

Factor (dB) = Cable Loss (dB) + Antenna Factor (dB/m) - Pre\_Amplifier Gain (dB)

Product	Communication Module	Temperature	26°C
Test Engineer	Jone Zhang	Relative Humidity	56%
Test Site	AC1	Test Date	2019/01/17
Test Mode:	802.11ac-VHT20	Test Channel:	157
Remark:	1. Average measurement was not performed if peak level lower than average limit. 2. Other frequency was 20dB below limit line within 1-18GHz, there is not show in the report.		

Mark	Frequency (MHz)	Reading Level (dBμV)	Factor (dB)	Measure Level (dBμV/m)	Limit (dBμV/m)	Margin (dB)	Detector	Polarization
	7443.0	34.4	12.9	47.3	74.0	-26.7	Peak	Horizontal
	8225.0	34.1	13.1	47.2	74.0	-26.8	Peak	Horizontal
*	8862.5	35.6	13.3	48.9	68.2	-19.3	Peak	Horizontal
*	9823.0	33.9	16.5	50.4	68.2	-17.8	Peak	Horizontal
	7468.5	35.5	12.9	48.4	74.0	-25.6	Peak	Vertical
	8140.0	35.4	13.4	48.8	74.0	-25.2	Peak	Vertical
*	8803.0	35.6	13.3	48.9	68.2	-19.3	Peak	Vertical
*	9899.5	33.4	16.6	50.0	68.2	-18.2	Peak	Vertical

Note 1: "\*" is not in restricted band, its limit is -27dBm/MHz or -17dBm/MHz. At a distance of 3 meters, the field strength limit in dBμV/m can be determined by adding a "conversion" factor of 95.2dB to the EIRP limit of -27dBm/MHz to obtain the limit for out of band spurious emissions.

Note 2: Measure Level (dBμV/m) = Reading Level (dBμV) + Factor (dB)

Factor (dB) = Cable Loss (dB) + Antenna Factor (dB/m) - Pre\_Amplifier Gain (dB)

Product	Communication Module	Temperature	26°C
Test Engineer	Jone Zhang	Relative Humidity	56%
Test Site	AC1	Test Date	2019/01/17
Test Mode:	802.11ac-VHT20	Test Channel:	165
Remark:	1. Average measurement was not performed if peak level lower than average limit. 2. Other frequency was 20dB below limit line within 1-18GHz, there is not show in the report.		

Mark	Frequency (MHz)	Reading Level (dBμV)	Factor (dB)	Measure Level (dBμV/m)	Limit (dBμV/m)	Margin (dB)	Detector	Polarization
	7553.5	36.0	13.0	49.0	74.0	-25.0	Peak	Horizontal
	8420.5	36.4	12.6	49.0	74.0	-25.0	Peak	Horizontal
*	8820.0	34.9	13.3	48.2	68.2	-20.0	Peak	Horizontal
*	9763.5	34.5	16.2	50.7	68.2	-17.5	Peak	Horizontal
	7604.5	35.8	12.7	48.5	74.0	-25.5	Peak	Vertical
	8259.0	35.3	12.9	48.2	74.0	-25.8	Peak	Vertical
*	8658.5	34.2	13.0	47.2	68.2	-21.0	Peak	Vertical
*	9874.0	35.4	16.8	52.2	68.2	-16.0	Peak	Vertical

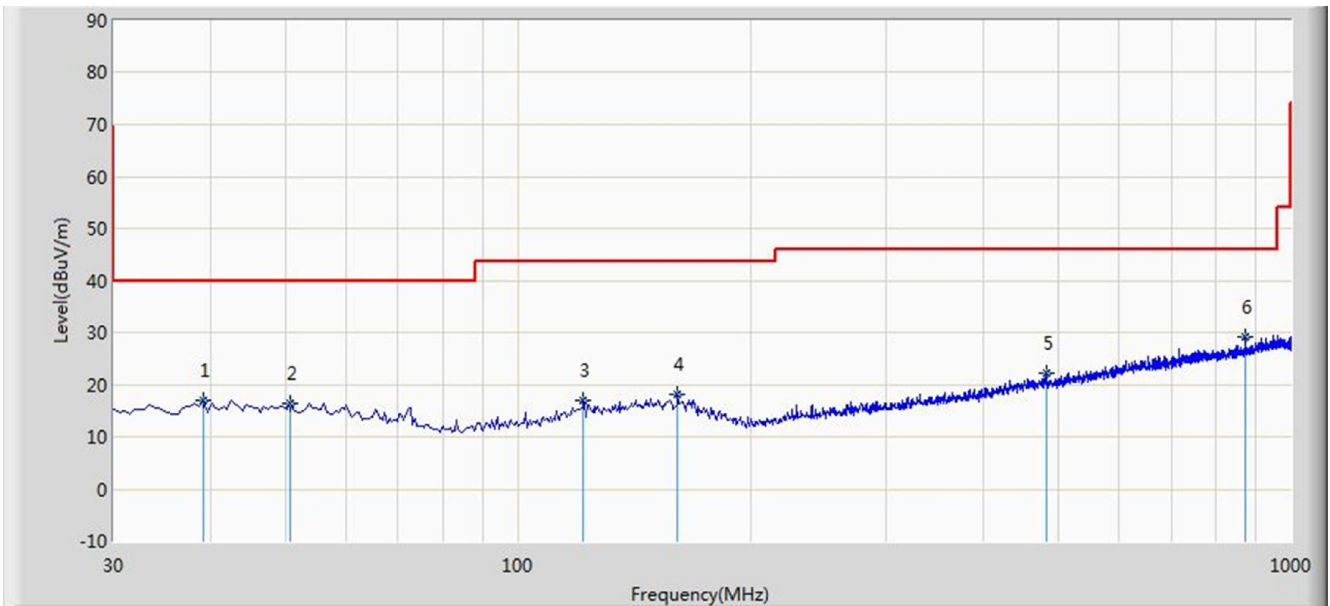
Note 1: "\*" is not in restricted band, its limit is -27dBm/MHz or -17dBm/MHz. At a distance of 3 meters, the field strength limit in dBμV/m can be determined by adding a "conversion" factor of 95.2dB to the EIRP limit of -27dBm/MHz to obtain the limit for out of band spurious emissions.

Note 2: Measure Level (dBμV/m) = Reading Level (dBμV) + Factor (dB)

Factor (dB) = Cable Loss (dB) + Antenna Factor (dB/m) - Pre\_Amplifier Gain (dB)

**The Worst Case of Radiated Emission below 1GHz:**

Site: AC1	Time: 2019/03/06 - 01:14
Limit: FCC_Part15.209_RSE(3m)	Engineer: Messiah Li
Probe: VULB 9168 _20-2000MHz	Polarity: Horizontal
EUT: Communication Module	Power: DC 3.3V
<b>Test Mode: There is the worst case within frequency range 30MHz~1GHz.</b>	



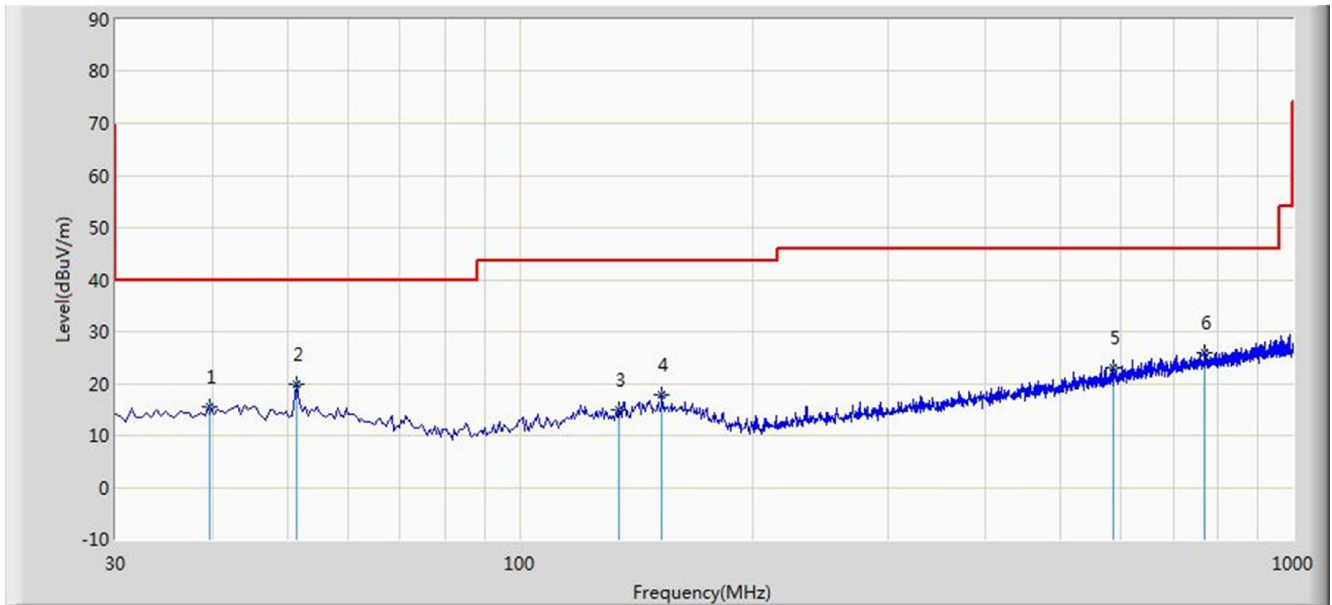
No	Flag	Mark	Frequency (MHz)	Measure Level (dBuV/m)	Reading Level (dBuV)	Over Limit (dB)	Limit (dBuV/m)	Factor (dB)	Type
1			39.215	16.839	2.293	-23.161	40.000	14.546	QP
2			50.855	16.513	2.387	-23.487	40.000	14.126	QP
3			121.665	17.054	3.712	-26.446	43.500	13.342	QP
4			160.950	18.064	2.843	-25.436	43.500	15.220	QP
5			483.475	22.050	3.720	-23.950	46.000	18.330	QP
6		*	871.960	28.990	4.969	-17.010	46.000	24.021	QP

Note 1: Measure Level (dB $\mu$ V/m) = Reading Level (dB $\mu$ V) + Factor (dB)

Factor (dB) = Cable Loss (dB) + Antenna Factor (dB/m)

Note 2: The test trace is same as the ambient noise and the amplitude of the emissions are attenuated more than 20dB below the permissible (the test frequency range: 9kHz ~ 30MHz, 18GHz ~ 40GHz), therefore no data appear in the report.

Site: AC1	Time: 2019/03/06 - 01:14
Limit: FCC_Part15.209_RSE(3m)	Engineer: Messiah Li
Probe: VULB 9168 _20-2000MHz	Polarity: Vertical
EUT: Communication Module	Power: DC 3.3V
<b>Test Mode: There is the worst case within frequency range 30MHz~1GHz.</b>	



No	Flag	Mark	Frequency (MHz)	Measure Level (dBuV/m)	Reading Level (dBuV)	Over Limit (dB)	Limit (dBuV/m)	Factor (dB)	Type
1			39.700	15.600	0.987	-24.400	40.000	14.613	QP
2			51.340	19.912	5.817	-20.088	40.000	14.095	QP
3			134.275	15.033	0.877	-28.467	43.500	14.156	QP
4			152.705	17.704	2.414	-25.796	43.500	15.290	QP
5			586.780	22.904	2.617	-23.096	46.000	20.287	QP
6		*	767.685	26.079	3.053	-19.921	46.000	23.026	QP

Note 1: Measure Level (dBuV/m) = Reading Level (dBuV) + Factor (dB)

Factor (dB) = Cable Loss (dB) + Antenna Factor (dB/m)

Note 2: The test trace is same as the ambient noise and the amplitude of the emissions are attenuated more than 20dB below the permissible (the test frequency range: 9kHz ~ 30MHz, 18GHz ~ 40GHz), therefore no data appear in the report.

## 6.9. Radiated Restricted Band Edge Measurement

### 6.9.1. Test Limit

#### For 15.205 requirement:

Radiated emissions which fall in the restricted bands, as defined in Section 15.205(a) of FCC part 15, must also comply with the radiated emission limits specified in Section 15.209(a).

Frequency (MHz)	Frequency (MHz)	Frequency (MHz)	Frequency (GHz)
0.090 - 0.110	16.42-16.423	399.9 - 410	4.5-5.15
<sup>1</sup> 0.495 - 0.505	16.69475-16.69525	608 - 614	5.35-5.46
2.1735-2.1905	16.80425-16.80475	960 - 1240	7.25-7.75
4.125-4.128	25.5 -25.67	1300 - 1427	8.025 - 8.5
4.17725-4.17775	37.5-38.25	1435-1626.5	9.0-9.2
4.20725-4.20775	73-74.6	1645.5-1646.5	9.3-9.5
6.215-6.218	74.8-75.2	1660 - 1710	10.6-12.7
6.26775-6.26825	108-121.94	1718.8-1722.2	13.25-13.4
6.31175-6.31225	123 - 138	2200 - 2300	14.47-14.5
8.291-8.294	149.9-150.05	2310 - 2390	15.35-16.2
8.362-8.366	156.52475-156.525	2483.5 - 2500	17.7-21.4
8.37625-8.38675	156.7-156.9	2690 - 2900	22.01-23.12
8.41425-8.41475	162.0125-167.17	3260 - 3267	23.6-24.0
12.29-12.293	167.72-173.2	3332 - 3339	31.2-31.8
12.51975-12.52025	240 - 285	3345.8 - 3358	36.43-36.5
12.57675-12.57725	322-335.4	3600 - 4400	( <sup>2</sup> )
13.36-13.41	--	--	--

#### For 15.407(b) requirement:

For transmitters operating in the 5.15-5.25 GHz band: All emissions outside of the 5.15-5.35 GHz band shall not exceed an e.i.r.p. of -27 dBm/MHz.

For transmitters operating in the 5.25-5.35 GHz band: All emissions outside of the 5.15-5.35 GHz band shall not exceed an e.i.r.p. of -27 dBm/MHz.

For transmitters operating in the 5.47-5.725 GHz band: All emissions outside of the 5.47-5.725 GHz band shall not exceed an e.i.r.p. of -27 dBm/MHz.

For transmitters operating in the 5.725-5.85 GHz band:

All emissions shall be limited to a level of -27 dBm/MHz at 75 MHz or more above or below the band edge increasing linearly to 10 dBm/MHz at 25 MHz above or below the band edge, and from 25 MHz

above or below the band edge increasing linearly to a level of 15.6 dBm/MHz at 5 MHz above or below the band edge, and from 5 MHz above or below the band edge increasing linearly to a level of 27 dBm/MHz at the band edge.

All out of band emissions appearing in a restricted band as specified in Section 15.205 of the Title 47 CFR must not exceed the limits shown in Table per Section 15.209.

FCC Part 15 Subpart C Paragraph 15.209		
Frequency [MHz]	Field Strength [uV/m]	Measured Distance [Meters]
0.009 – 0.490	2400/F (kHz)	300
0.490 – 1.705	24000/F (kHz)	30
1.705 - 30	30	30
30 - 88	100	3
88 - 216	150	3
216 - 960	200	3
Above 960	500	3

**For RSS-Gen Section 8.10 requirement:**

Radiated emissions which fall in the restricted bands, as defined in Section 8.10 of RSS-Gen, must also comply with the radiated emission limits specified in Section 8.9.

Frequency (MHz)	Frequency (MHz)	Frequency (GHz)
0.090- 0.110	149.9 -150.5	9.0 - 9.2
0.495 -0.505	156.52475 - 156.525225	9.3 - 9.5
2.1735 - 2.1905	156.7 - 156.9	10.6 - 12.7
3.020 - 3.026	162.0125 - 167.17	13.25 - 13.4
4.125-4.128	167.72 - 173.2	14.47 - 14.5
4.17725-4.17775	240 - 285	15.35 - 16.2
4.20725-4.20775	322 - 335.4	17.7 - 21.4
5.677 - 5.683	399.9 - 410	22.01 - 23.12
6.215 - 6.218	608 - 614	23.6 - 24.0
6.26775 - 6.26825	960 - 1427	31.2 - 31.8
6.31175 - 6.31225	1435 - 1626.5	36.43 - 36.5
8.291 - 8.294	1645.5 - 1646.5	Above 38.6
8.362 - 8.366	1660 - 1710	--
8.37625 - 8.38675	1718.8 -1722.2	
8.41425 - 8.41475	2200 - 2300	
12.29 - 12.293	2310 -2390	
12.51975 - 12.52025	2483.5 - 2500	
12.57675 - 12.57725	2655 - 2900	
13.36 -13.41	3260 - 3267	
16.42 - 16.423	3332 -3339	
16.69475 - 16.69525	334.5 - 3358	
16.80425 - 16.80475	3500 - 4400	
25.5 - 25.67	4500 - 5150	
37.5 - 38.25	5350 - 5460	
73 - 74.6	7250 - 7750	
74.8 - 75.2	8025 - 8500	
108 - 138	--	



All out of band emissions appearing in a restricted band as specified in Section 8.10 of the RSS-Gen must not exceed the limits shown in Table per Section 8.9.

RSS-Gen Section 8.9			
Frequency [MHz]	Magnetic field strength (H-Field)[uA/m]	Field Strength [uV/m]	Measured Distance [Meters]
0.009 - 0.490	6.37/F(F in kHz)	N/A	300
0.490 - 1.705	63.7/F(F in kHz)	N/A	30
1.705 - 30	0.08	N/A	30
30 - 88	N/A	100	3
88 - 216	N/A	150	3
216 - 960	N/A	200	3
Above 960	N/A	500	3

**6.9.2. Test Procedure Used**

KDB 789033 D02v02r01 – Section G

**6.9.3. Test Setting**

**Peak Measurements above 1GHz**

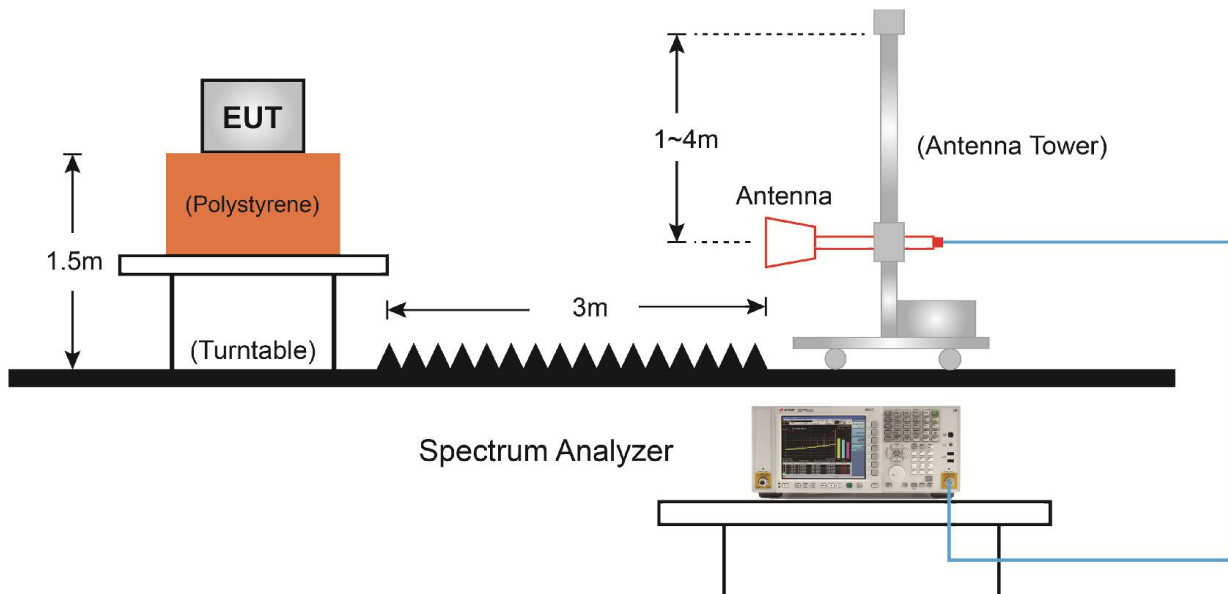
1. Analyzer center frequency was set to the frequency of the radiated spurious emission of interest
2. RBW = 1MHz
3. VBW = 3MHz
4. Detector = peak
5. Sweep time = auto couple
6. Trace mode = max hold
7. Trace was allowed to stabilize

**Average Measurements above 1GHz (Method AD)**

1. Analyzer center frequency was set to the frequency of the radiated spurious emission of interest
2. RBW = 1MHz
3. If duty cycle ≥ 98%, VBW ≤ RBW/100 but not less than 10Hz; if duty cycle < 98%, set VBW ≥ 1/T.
4. Detector = Peak
5. Sweep time = auto
6. Trace mode = max hold

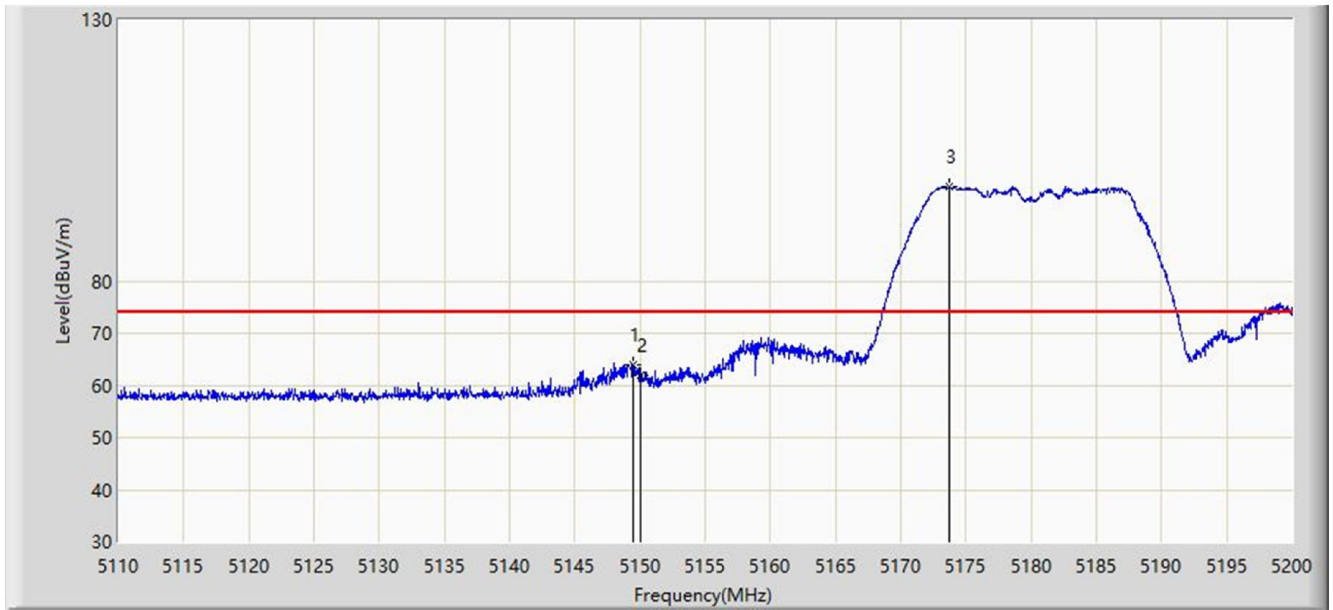
7. Allow max hold to run for at least 50 traces if the transmitted signal is continuous or has at least 98% duty cycle. For lower duty cycles, increase the minimum number of traces by a factor of  $1/x$ , where  $x$  is the duty cycle.

#### 6.9.4. Test Setup



### 6.9.5.Test Result

Site: AC1	Time: 2019/01/16 - 06:26
Limit: FCC_Part15.209_RE(3m)	Engineer: Jone Zhang
Probe: BBHA9120D_1-18GHz	Polarity: Horizontal
EUT: Communication Module	Power: DC 3.3V
Test Mode: Transmit by 802.11a at Channel 5180MHz	

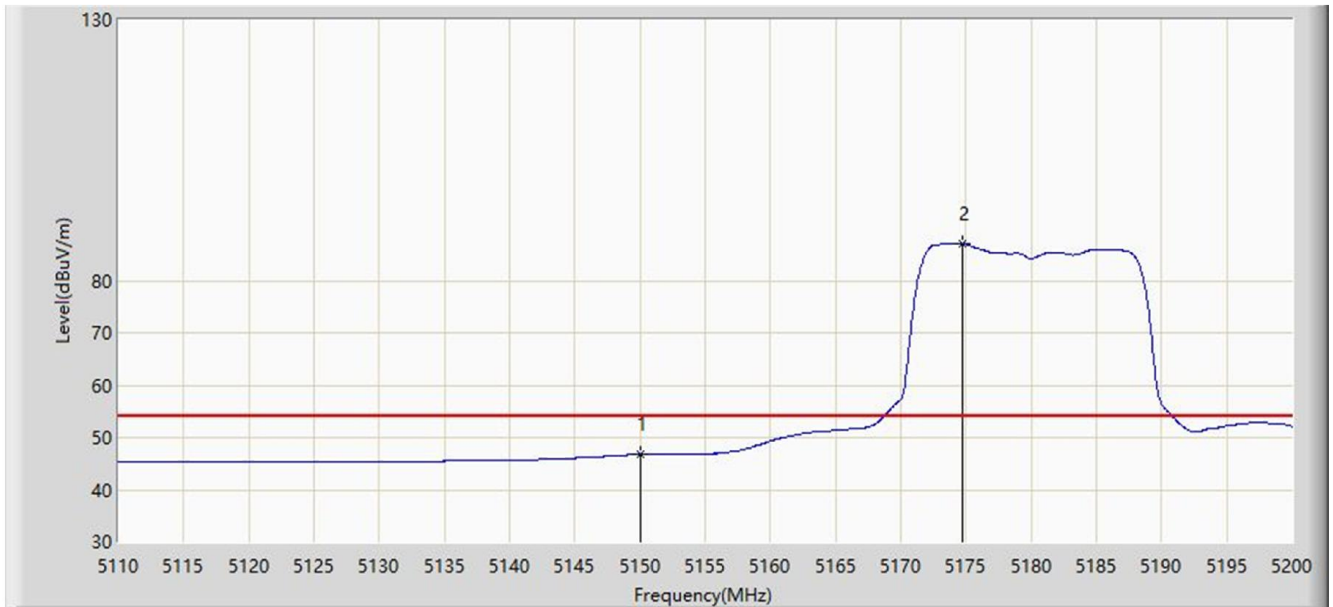


No	Flag	Mark	Frequency (MHz)	Measure Level (dBuV/m)	Reading Level (dBuV)	Over Limit (dB)	Limit (dBuV/m)	Factor (dB)	Type
1			5149.465	63.795	57.234	-10.205	74.000	6.561	PK
2			5150.000	61.867	55.305	-12.133	74.000	6.562	PK
3		*	5173.675	97.987	91.492	N/A	N/A	6.495	PK

Note: Measure Level (dB $\mu$ V/m) = Reading Level (dB $\mu$ V) + Factor (dB)

Factor (dB) = Cable Loss (dB) + Antenna Factor (dB/m) - Pre\_Amplifier Gain (dB)

Site: AC1	Time: 2019/01/16 - 06:30
Limit: FCC_Part15.209_RE(3m)	Engineer: Jone Zhang
Probe: BBHA9120D_1-18GHz	Polarity: Horizontal
EUT: Communication Module	Power: DC 3.3V
Test Mode: Transmit by 802.11a at Channel 5180MHz	

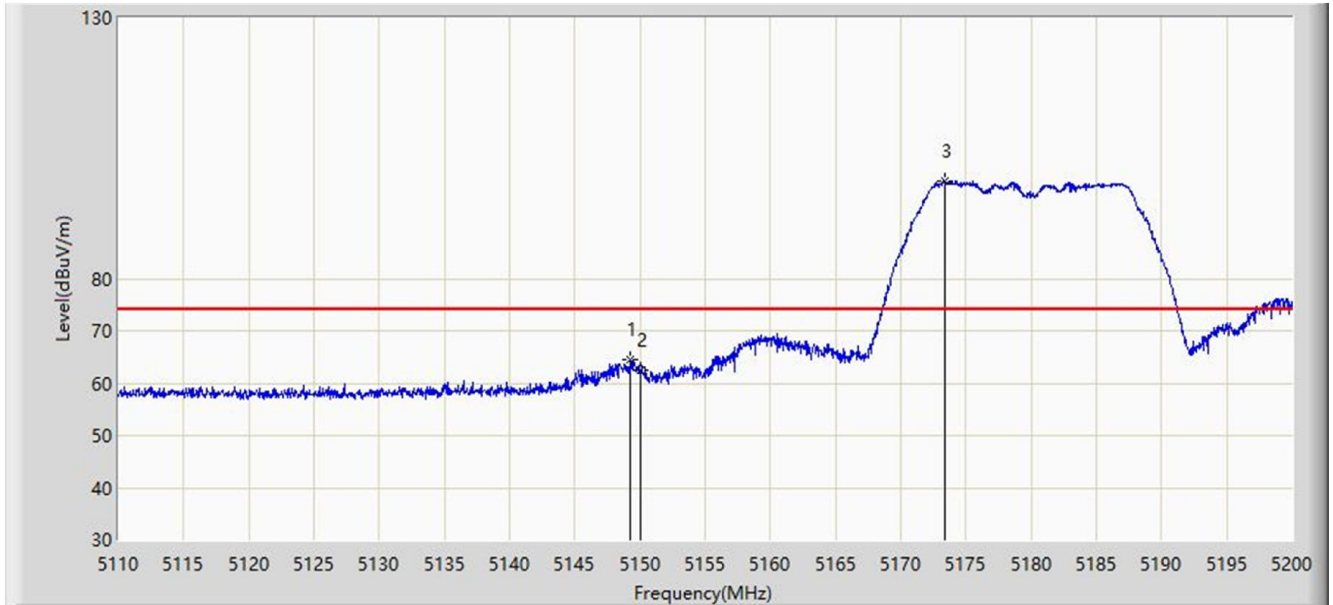


No	Flag	Mark	Frequency (MHz)	Measure Level (dBuV/m)	Reading Level (dBuV)	Over Limit (dB)	Limit (dBuV/m)	Factor (dB)	Type
1			5150.000	46.779	40.217	-7.221	54.000	6.562	AV
2		*	5174.755	87.097	80.611	N/A	N/A	6.486	AV

Note: Measure Level (dBμV/m) = Reading Level (dBμV) + Factor (dB)

Factor (dB) = Cable Loss (dB) + Antenna Factor (dB/m) - Pre\_Amplifier Gain (dB)

Site: AC1	Time: 2019/01/16 - 06:30
Limit: FCC_Part15.209_RE(3m)	Engineer: Jone Zhang
Probe: BBHA9120D_1-18GHz	Polarity: Vertical
EUT: Communication Module	Power: DC 3.3V
Test Mode: Transmit by 802.11a at Channel 5180MHz	

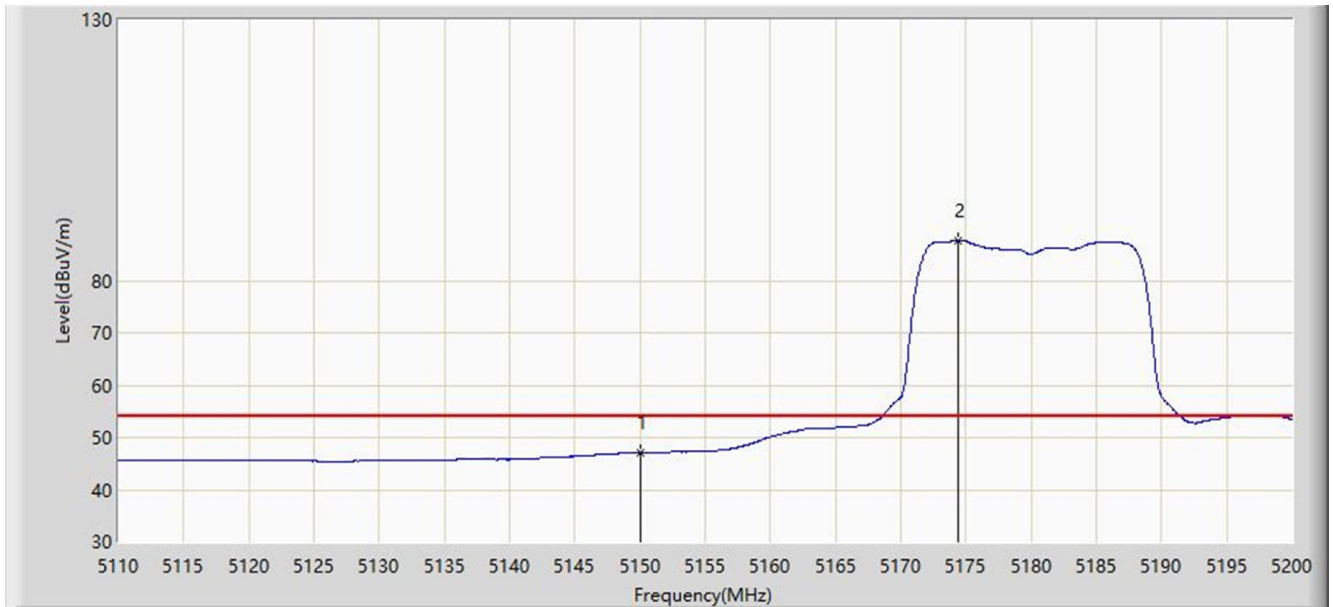


No	Flag	Mark	Frequency (MHz)	Measure Level (dBuV/m)	Reading Level (dBuV)	Over Limit (dB)	Limit (dBuV/m)	Factor (dB)	Type
1			5149.195	64.363	57.802	-9.637	74.000	6.561	PK
2			5150.000	62.458	55.896	-11.542	74.000	6.562	PK
3		*	5173.360	98.781	92.284	N/A	N/A	6.497	PK

Note: Measure Level (dBμV/m) = Reading Level (dBμV) + Factor (dB)

Factor (dB) = Cable Loss (dB) + Antenna Factor (dB/m) - Pre\_Amplifier Gain (dB)

Site: AC1	Time: 2019/01/16 - 06:32
Limit: FCC_Part15.209_RE(3m)	Engineer: Jone Zhang
Probe: BBHA9120D_1-18GHz	Polarity: Vertical
EUT: Communication Module	Power: DC 3.3V
Test Mode: Transmit by 802.11a at Channel 5180MHz	

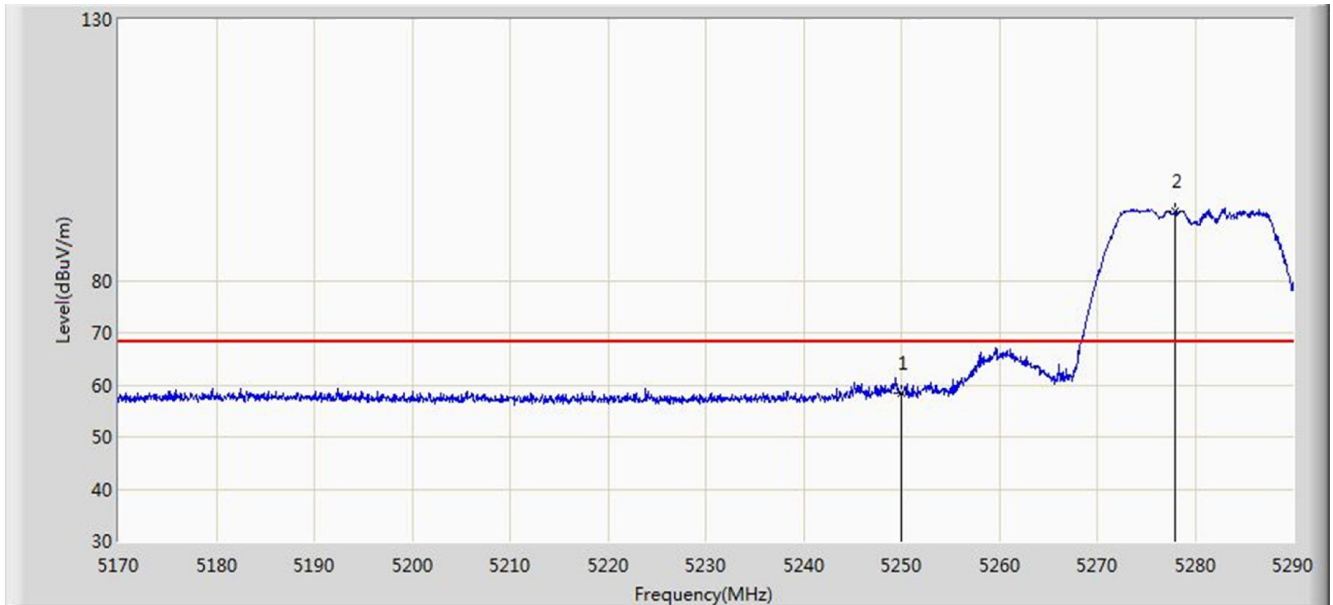


No	Flag	Mark	Frequency (MHz)	Measure Level (dBuV/m)	Reading Level (dBuV)	Over Limit (dB)	Limit (dBuV/m)	Factor (dB)	Type
1			5150.000	47.173	40.611	-6.827	54.000	6.562	AV
2		*	5174.395	87.612	81.123	N/A	N/A	6.489	AV

Note: Measure Level (dBμV/m) = Reading Level (dBμV) + Factor (dB)

Factor (dB) = Cable Loss (dB) + Antenna Factor (dB/m) - Pre\_Amplifier Gain (dB)

Site: AC1	Time: 2019/03/21 - 20:42
Limit: FCC_Part15.209_RSE(3m) 68.2	Engineer: Jone Zhang
Probe: BBHA9120D_1-18GHz	Polarity: Horizontal
EUT: Communication Module	Power: DC 3.3V
Note: Transmit by 802.11a at Channel 5280MHz	

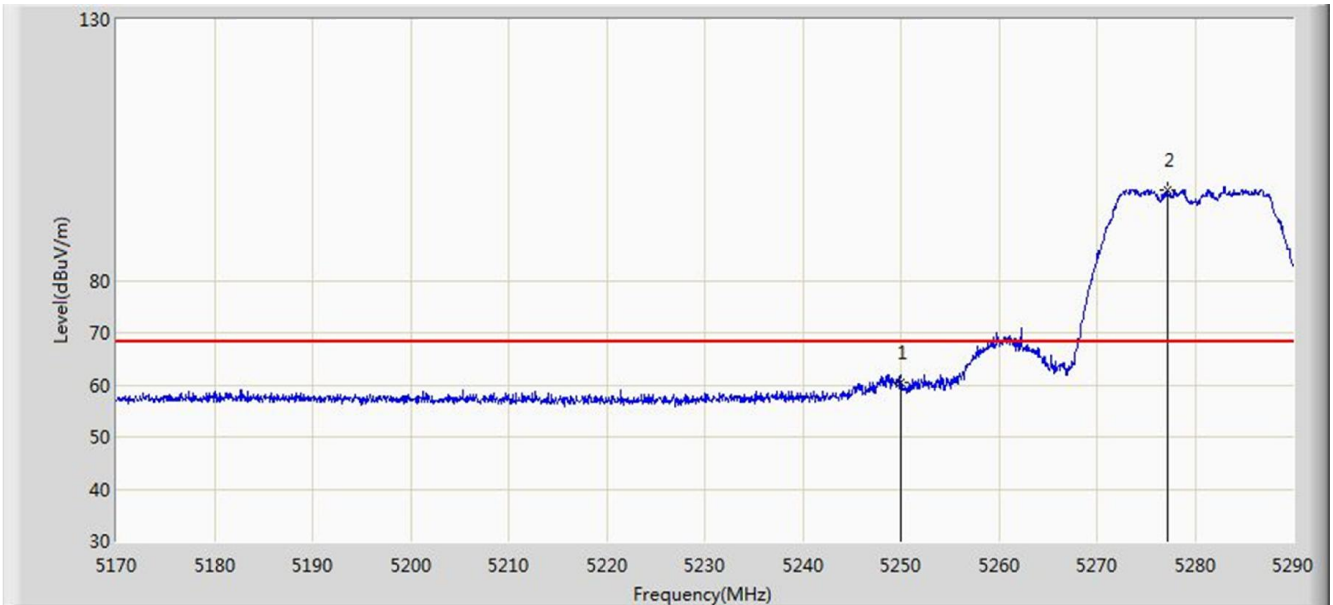


No	Flag	Mark	Frequency (MHz)	Measure Level (dBuV/m)	Reading Level (dBuV)	Over Limit (dB)	Limit (dBuV/m)	Factor (dB)	Type
1			5250.000	58.345	51.915	-9.855	68.200	6.430	PK
2		*	5277.940	93.250	86.987	N/A	N/A	6.263	PK

Note: Measure Level (dB $\mu$ V/m) = Reading Level (dB $\mu$ V) + Factor (dB)

Factor (dB) = Cable Loss (dB) + Antenna Factor (dB/m) - Pre\_Amplifier Gain (dB)

Site: AC1	Time: 2019/03/21 - 20:39
Limit: FCC_Part15.209_RSE(3m) 68.2	Engineer: Jone Zhang
Probe: BBHA9120D_1-18GHz	Polarity: Vertical
EUT: Communication Module	Power: DC 3.3V
Note: Transmit by 802.11a at Channel 5280MHz	



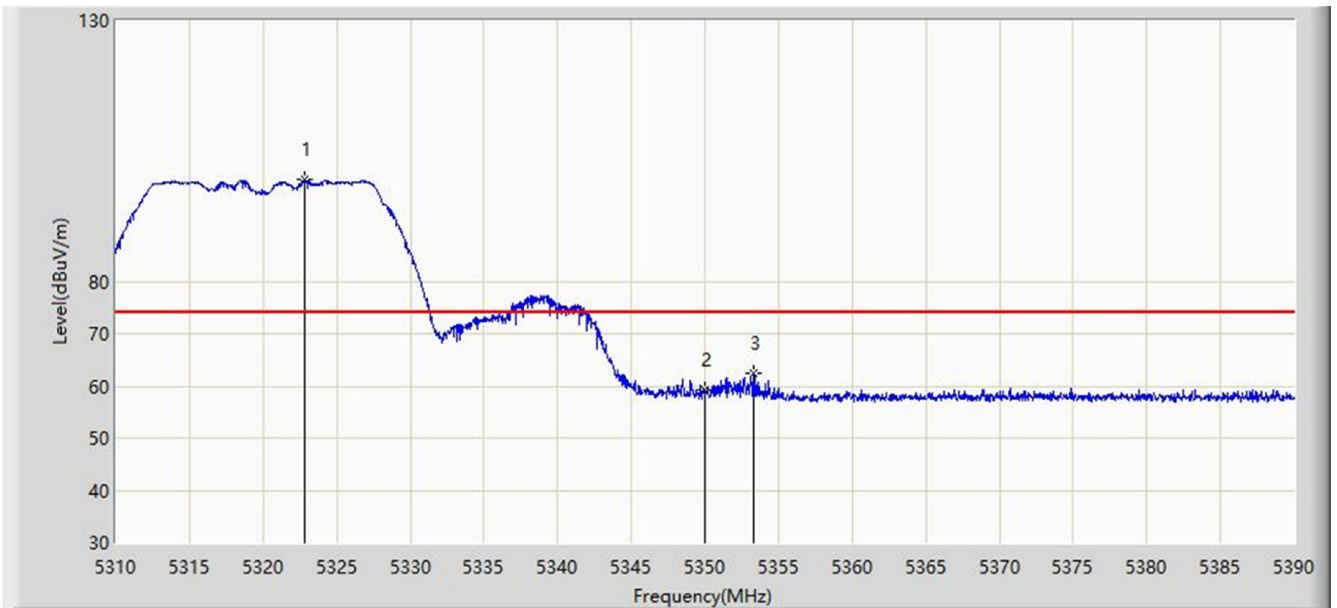
No	Flag	Mark	Frequency (MHz)	Measure Level (dBuV/m)	Reading Level (dBuV)	Over Limit (dB)	Limit (dBuV/m)	Factor (dB)	Type
1			5250.000	60.374	53.944	-7.826	68.200	6.430	PK
2		*	5277.220	97.331	91.065	N/A	N/A	6.266	PK

Note: Measure Level (dB $\mu$ V/m) = Reading Level (dB $\mu$ V) + Factor (dB)

Factor (dB) = Cable Loss (dB) + Antenna Factor (dB/m) - Pre\_Amplifier Gain (dB)



Site: AC1	Time: 2019/01/16 - 06:33
Limit: FCC_Part15.209_RE(3m)	Engineer: Jone Zhang
Probe: BBHA9120D_1-18GHz	Polarity: Horizontal
EUT: Communication Module	Power: DC 3.3V
Test Mode: Transmit by 802.11a at Channel 5320MHz	

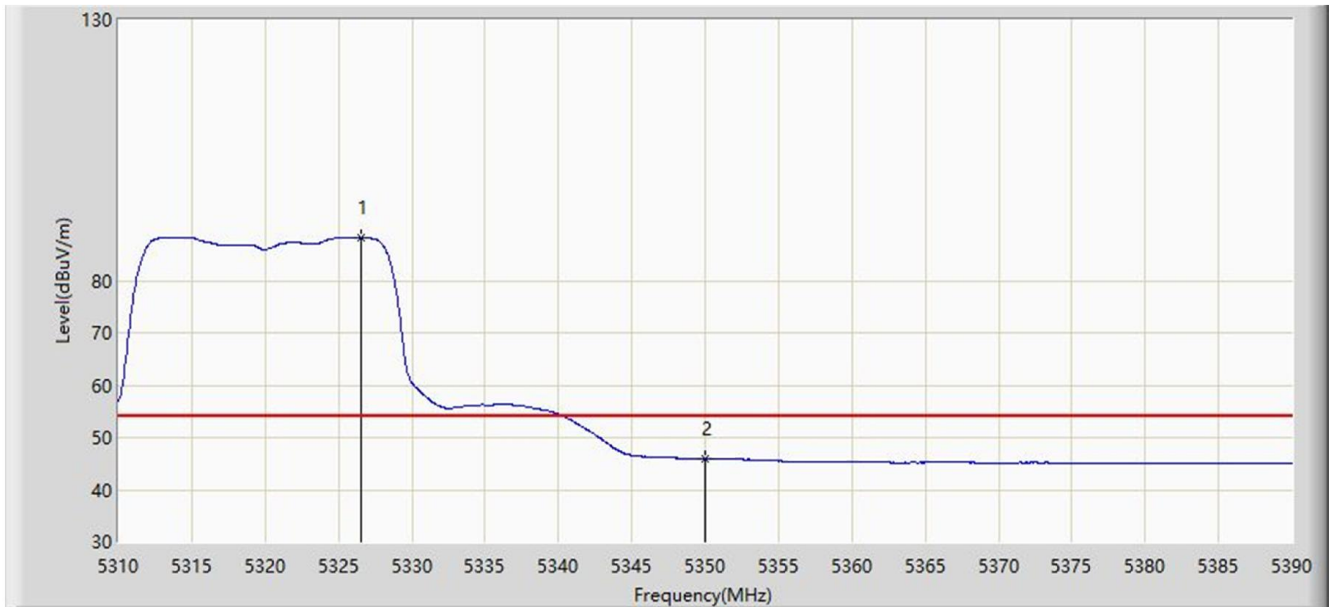


No	Flag	Mark	Frequency (MHz)	Measure Level (dBuV/m)	Reading Level (dBuV)	Over Limit (dB)	Limit (dBuV/m)	Factor (dB)	Type
1		*	5322.880	99.433	93.123	N/A	N/A	6.310	PK
2			5350.000	59.148	52.688	-14.852	74.000	6.460	PK
3			5353.320	62.320	55.845	-11.680	74.000	6.475	PK

Note: Measure Level (dB $\mu$ V/m) = Reading Level (dB $\mu$ V) + Factor (dB)

Factor (dB) = Cable Loss (dB) + Antenna Factor (dB/m) - Pre\_Amplifier Gain (dB)

Site: AC1	Time: 2019/01/16 - 06:37
Limit: FCC_Part15.209_RE(3m)	Engineer: Jone Zhang
Probe: BBHA9120D_1-18GHz	Polarity: Horizontal
EUT: Communication Module	Power: DC 3.3V
Test Mode: Transmit by 802.11a at Channel 5320MHz	

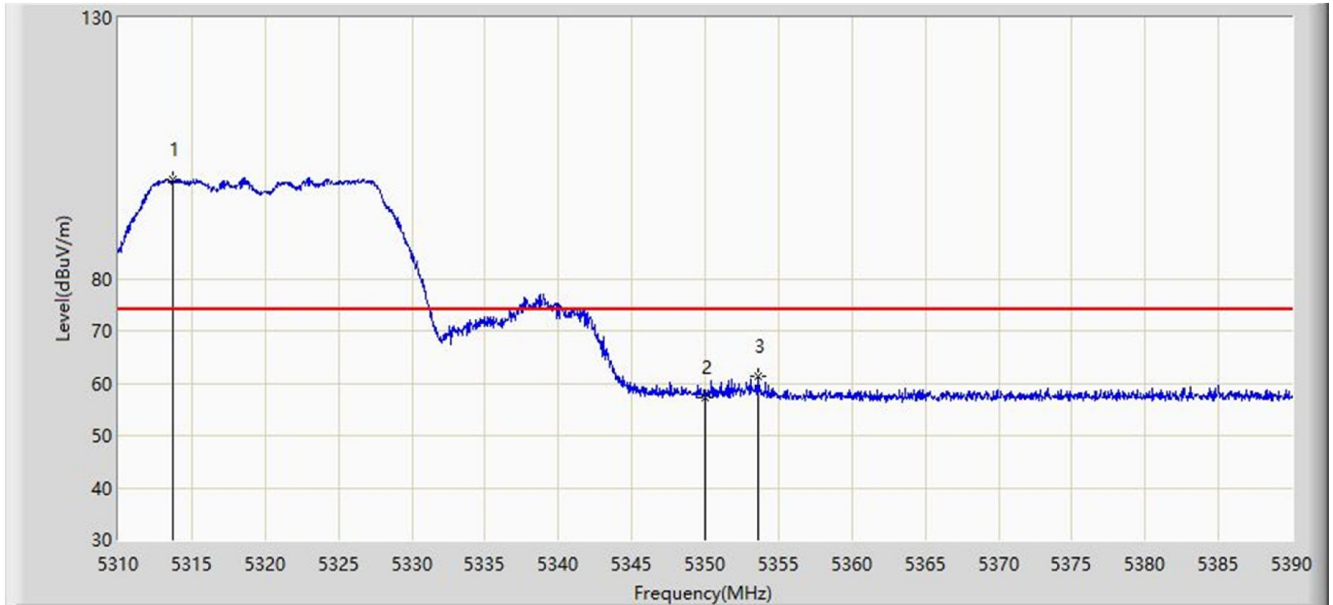


No	Flag	Mark	Frequency (MHz)	Measure Level (dBuV/m)	Reading Level (dBuV)	Over Limit (dB)	Limit (dBuV/m)	Factor (dB)	Type
1		*	5326.560	88.372	82.041	N/A	N/A	6.331	AV
2			5350.000	45.927	39.467	-8.073	54.000	6.460	AV

Note: Measure Level (dB $\mu$ V/m) = Reading Level (dB $\mu$ V) + Factor (dB)

Factor (dB) = Cable Loss (dB) + Antenna Factor (dB/m) - Pre\_Amplifier Gain (dB)

Site: AC1	Time: 2019/01/16 - 06:38
Limit: FCC_Part15.209_RE(3m)	Engineer: Jone Zhang
Probe: BBHA9120D_1-18GHz	Polarity: Vertical
EUT: Communication Module	Power: DC 3.3V
Test Mode: Transmit by 802.11a at Channel 5320MHz	

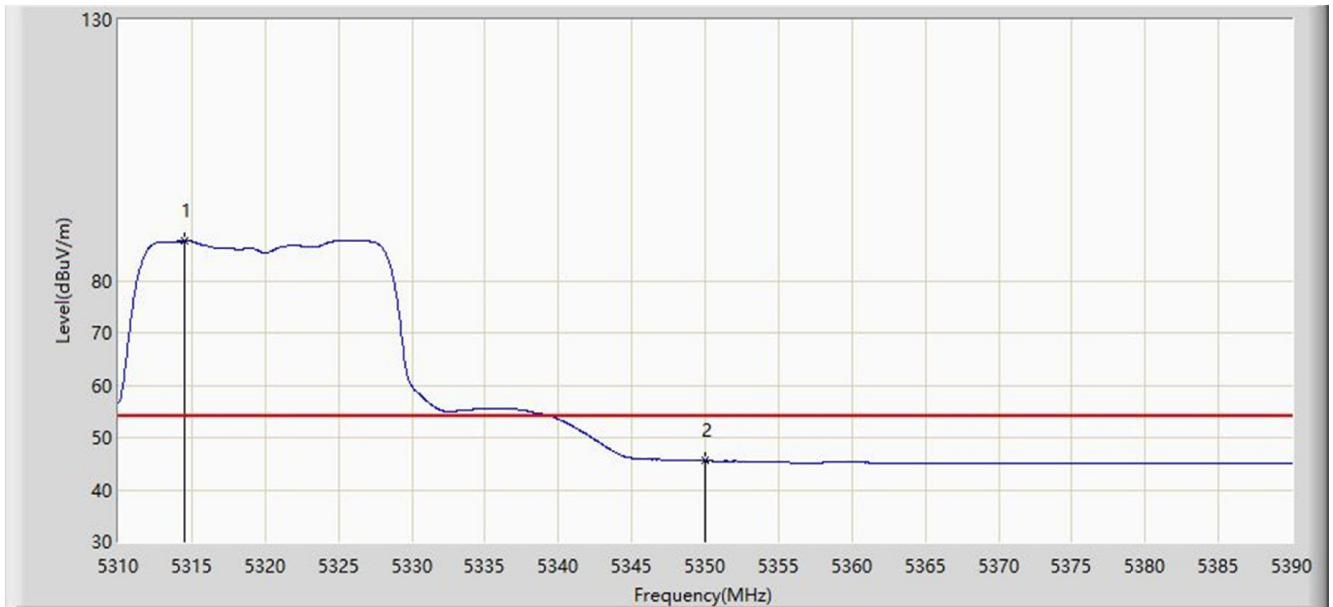


No	Flag	Mark	Frequency (MHz)	Measure Level (dBuV/m)	Reading Level (dBuV)	Over Limit (dB)	Limit (dBuV/m)	Factor (dB)	Type
1		*	5313.720	99.109	92.835	N/A	N/A	6.274	PK
2			5350.000	57.316	50.856	-16.684	74.000	6.460	PK
3			5353.560	61.407	54.931	-12.593	74.000	6.475	PK

Note: Measure Level (dBμV/m) = Reading Level (dBμV) + Factor (dB)

Factor (dB) = Cable Loss (dB) + Antenna Factor (dB/m) - Pre\_Amplifier Gain (dB)

Site: AC1	Time: 2019/01/16 - 06:39
Limit: FCC_Part15.209_RE(3m)	Engineer: Jone Zhang
Probe: BBHA9120D_1-18GHz	Polarity: Vertical
EUT: Communication Module	Power: DC 3.3V
Test Mode: Transmit by 802.11a at Channel 5320MHz	

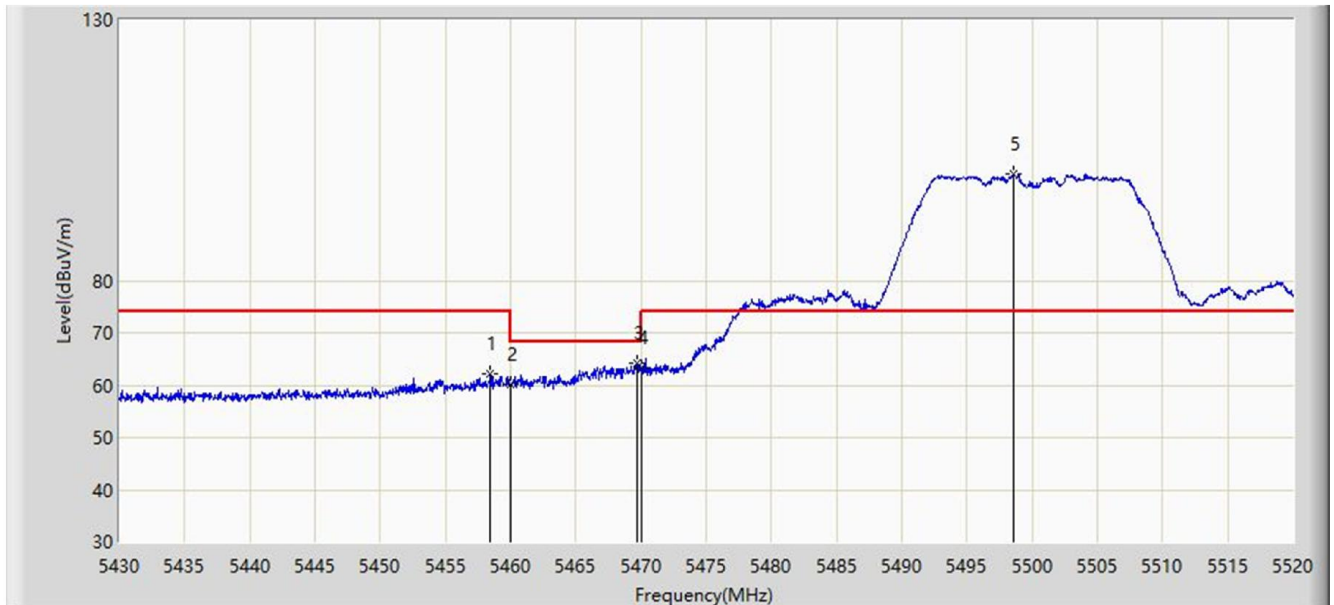


No	Flag	Mark	Frequency (MHz)	Measure Level (dBuV/m)	Reading Level (dBuV)	Over Limit (dB)	Limit (dBuV/m)	Factor (dB)	Type
1		*	5314.560	87.617	81.341	N/A	N/A	6.276	AV
2			5350.000	45.518	39.058	-8.482	54.000	6.460	AV

Note: Measure Level (dBμV/m) = Reading Level (dBμV) + Factor (dB)

Factor (dB) = Cable Loss (dB) + Antenna Factor (dB/m) - Pre\_Amplifier Gain (dB)

Site: AC1	Time: 2019/01/16 - 06:40
Limit: FCC_Part15.209_RE(3m)	Engineer: Jone Zhang
Probe: BBHA9120D_1-18GHz	Polarity: Horizontal
EUT: Communication Module	Power: DC 3.3V
Test Mode: Transmit by 802.11a at Channel 5500MHz	

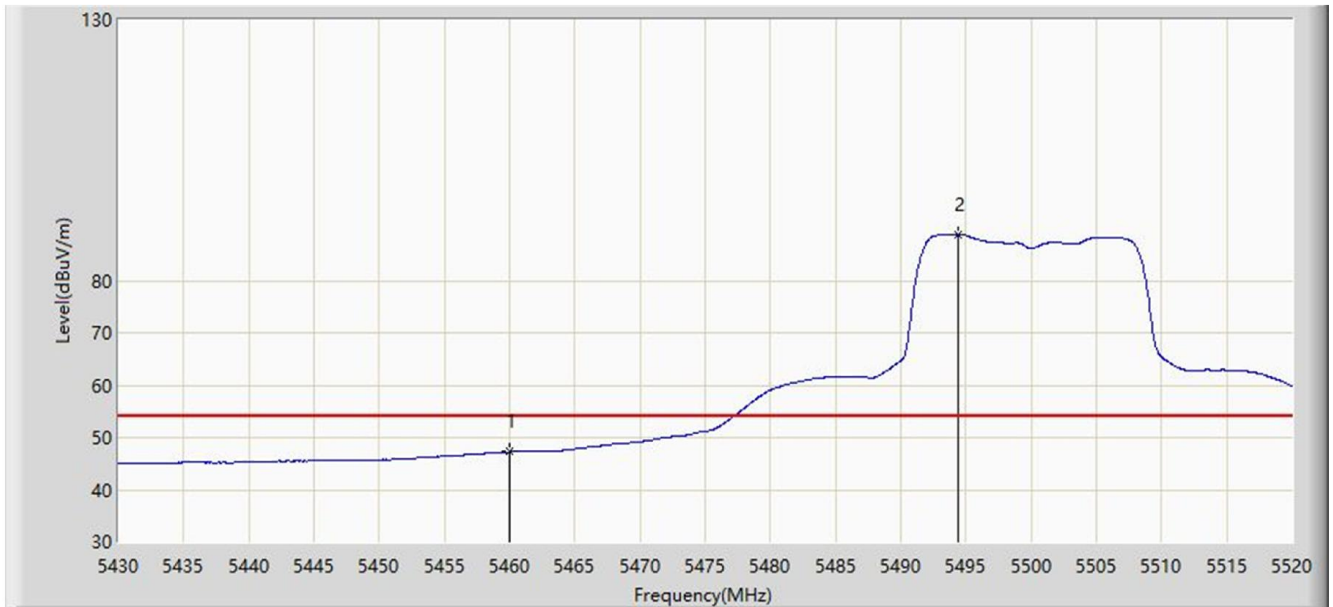


No	Flag	Mark	Frequency (MHz)	Measure Level (dBuV/m)	Reading Level (dBuV)	Over Limit (dB)	Limit (dBuV/m)	Factor (dB)	Type
1			5458.440	62.190	55.395	-11.810	74.000	6.794	PK
2			5460.000	60.233	53.431	-13.767	74.000	6.802	PK
3			5469.645	64.301	57.458	-3.899	68.200	6.844	PK
4			5470.000	63.308	56.463	-4.892	68.200	6.845	PK
5		*	5498.625	100.518	93.696	N/A	N/A	6.821	PK

Note: Measure Level (dBμV/m) = Reading Level (dBμV) + Factor (dB)

Factor (dB) = Cable Loss (dB) + Antenna Factor (dB/m) - Pre\_Amplifier Gain (dB)

Site: AC1	Time: 2019/01/16 - 06:43
Limit: FCC_Part15.209_RE(3m)	Engineer: Jone Zhang
Probe: BBHA9120D_1-18GHz	Polarity: Horizontal
EUT: Communication Module	Power: DC 3.3V
Test Mode: Transmit by 802.11a at Channel 5500MHz	

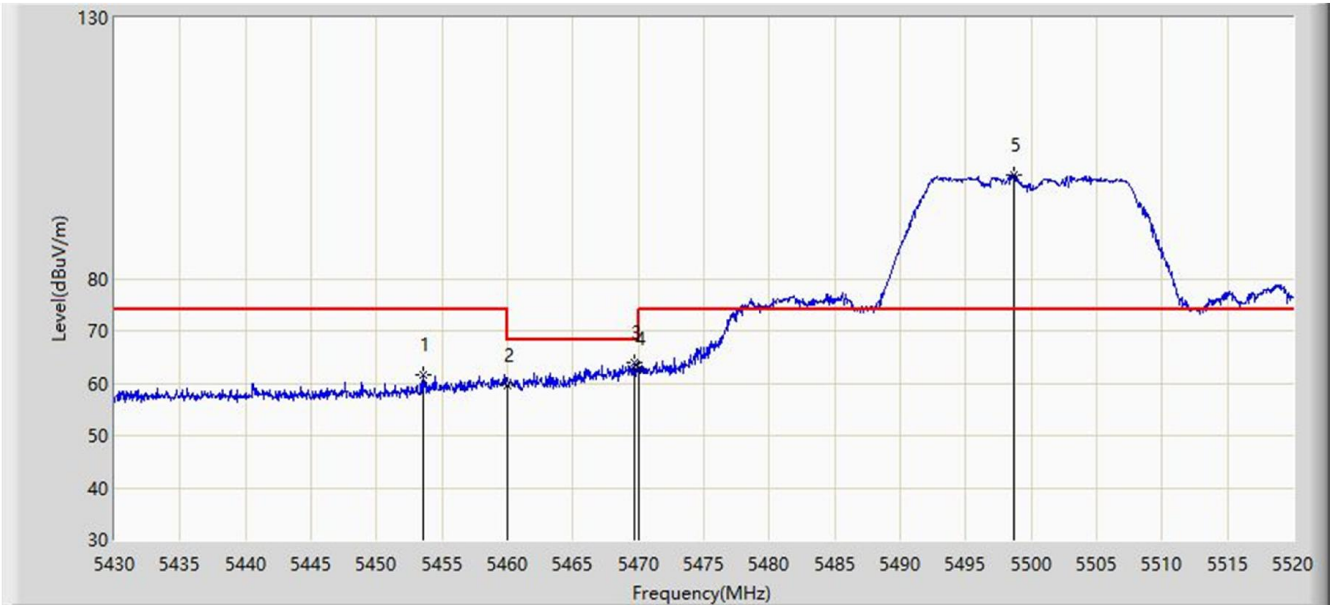


No	Flag	Mark	Frequency (MHz)	Measure Level (dBuV/m)	Reading Level (dBuV)	Over Limit (dB)	Limit (dBuV/m)	Factor (dB)	Type
1			5460.000	47.274	40.472	-6.726	54.000	6.802	AV
2		*	5494.350	88.725	81.896	N/A	N/A	6.829	AV

Note: Measure Level (dBμV/m) = Reading Level (dBμV) + Factor (dB)

Factor (dB) = Cable Loss (dB) + Antenna Factor (dB/m) - Pre\_Amplifier Gain (dB)

Site: AC1	Time: 2019/01/16 - 06:44
Limit: FCC_Part15.209_RE(3m)	Engineer: Jone Zhang
Probe: BBHA9120D_1-18GHz	Polarity: Vertical
EUT: Communication Module	Power: DC 3.3V
Test Mode: Transmit by 802.11a at Channel 5500MHz	

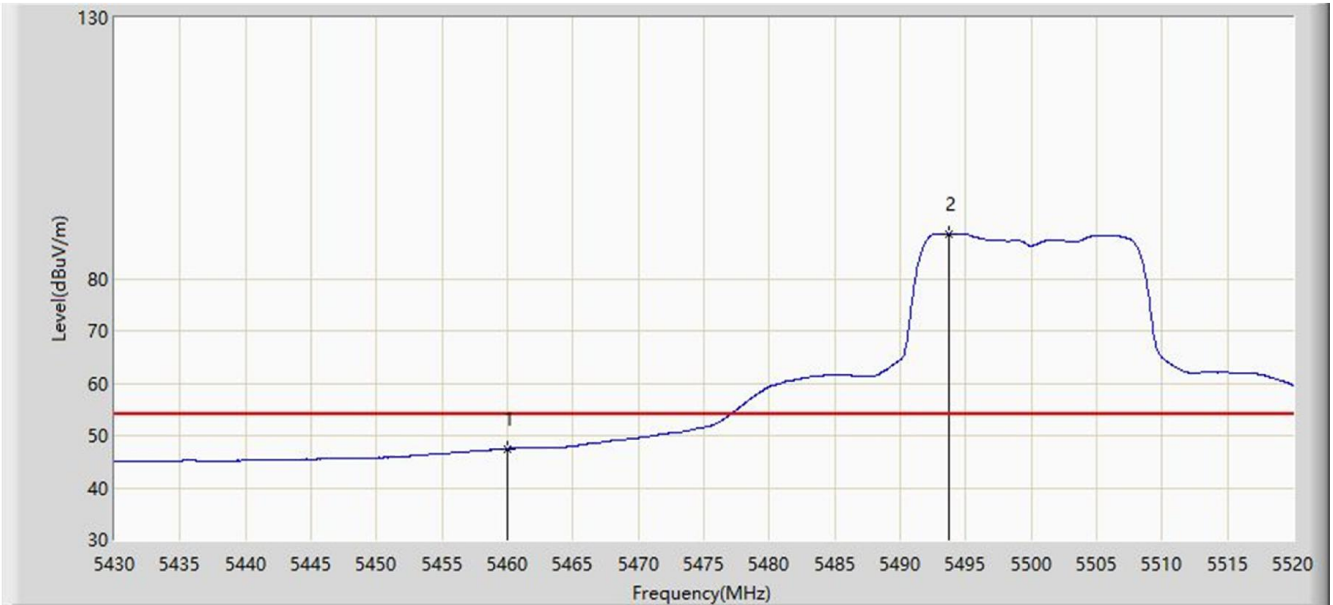


No	Flag	Mark	Frequency (MHz)	Measure Level (dBuV/m)	Reading Level (dBuV)	Over Limit (dB)	Limit (dBuV/m)	Factor (dB)	Type
1			5453.535	61.601	54.830	-12.399	74.000	6.771	PK
2			5460.000	59.461	52.659	-14.539	74.000	6.802	PK
3			5469.735	63.858	57.014	-4.342	68.200	6.844	PK
4			5470.000	62.640	55.795	-5.560	68.200	6.845	PK
5		*	5498.670	99.842	93.021	N/A	N/A	6.821	PK

Note: Measure Level (dB $\mu$ V/m) = Reading Level (dB $\mu$ V) + Factor (dB)

Factor (dB) = Cable Loss (dB) + Antenna Factor (dB/m) - Pre\_Amplifier Gain (dB)

Site: AC1	Time: 2019/01/16 - 06:45
Limit: FCC_Part15.209_RE(3m)	Engineer: Jone Zhang
Probe: BBHA9120D_1-18GHz	Polarity: Vertical
EUT: Communication Module	Power: DC 3.3V
Test Mode: Transmit by 802.11a at Channel 5500MHz	



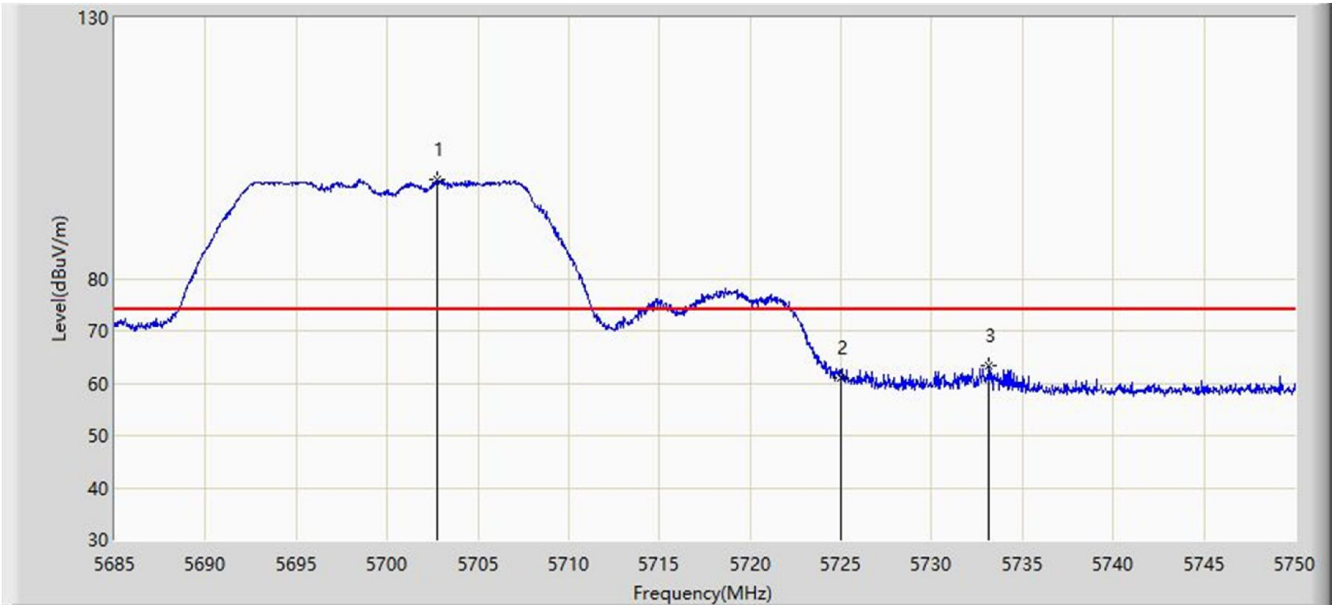
No	Flag	Mark	Frequency (MHz)	Measure Level (dBuV/m)	Reading Level (dBuV)	Over Limit (dB)	Limit (dBuV/m)	Factor (dB)	Type
1			5460.000	47.524	40.722	-6.476	54.000	6.802	AV
2		*	5493.765	88.598	81.768	N/A	N/A	6.830	AV

Note: Measure Level (dBμV/m) = Reading Level (dBμV) + Factor (dB)

Factor (dB) = Cable Loss (dB) + Antenna Factor (dB/m) - Pre\_Amplifier Gain (dB)



Site: AC1	Time: 2019/01/16 - 06:47
Limit: FCC_Part15.209_RE(3m)	Engineer: Jone Zhang
Probe: BBHA9120D_1-18GHz	Polarity: Horizontal
EUT: Communication Module	Power: DC 3.3V
Test Mode: Transmit by 802.11a at Channel 5700MHz	

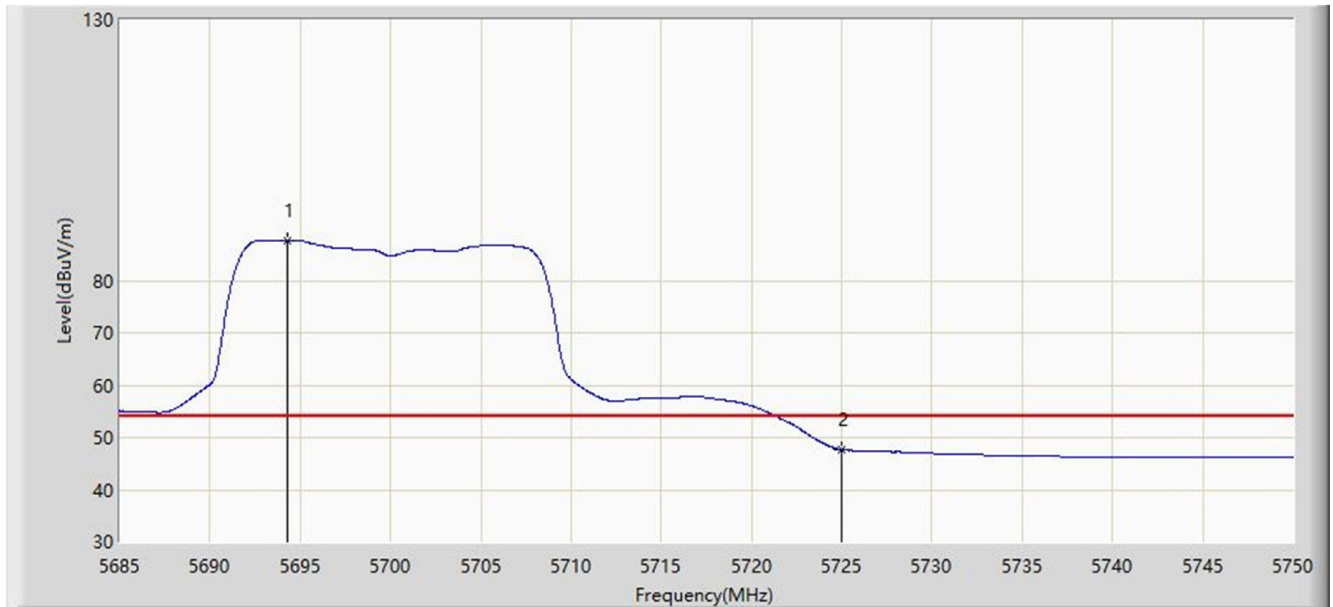


No	Flag	Mark	Frequency (MHz)	Measure Level (dBuV/m)	Reading Level (dBuV)	Over Limit (dB)	Limit (dBuV/m)	Factor (dB)	Type
1		*	5702.777	98.892	91.708	N/A	N/A	7.185	PK
2			5725.000	60.992	53.664	-13.008	74.000	7.328	PK
3			5733.165	63.310	55.946	-10.690	74.000	7.363	PK

Note: Measure Level (dBμV/m) = Reading Level (dBμV) + Factor (dB)

Factor (dB) = Cable Loss (dB) + Antenna Factor (dB/m) - Pre\_Amplifier Gain (dB)

Site: AC1	Time: 2019/01/16 - 06:49
Limit: FCC_Part15.209_RE(3m)	Engineer: Jone Zhang
Probe: BBHA9120D_1-18GHz	Polarity: Horizontal
EUT: Communication Module	Power: DC 3.3V
Test Mode: Transmit by 802.11a at Channel 5700MHz	

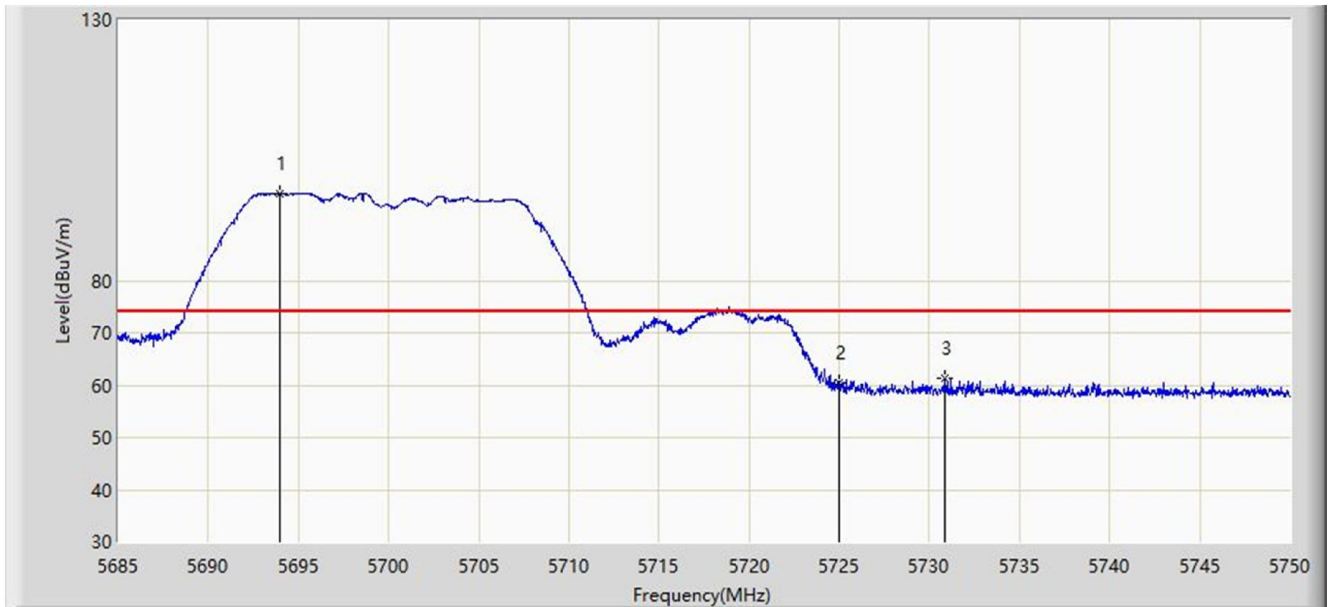


No	Flag	Mark	Frequency (MHz)	Measure Level (dBuV/m)	Reading Level (dBuV)	Over Limit (dB)	Limit (dBuV/m)	Factor (dB)	Type
1		*	5694.263	87.712	80.585	N/A	N/A	7.126	AV
2			5725.000	47.691	40.363	-6.309	54.000	7.328	AV

Note: Measure Level (dBμV/m) = Reading Level (dBμV) + Factor (dB)

Factor (dB) = Cable Loss (dB) + Antenna Factor (dB/m) - Pre\_Amplifier Gain (dB)

Site: AC1	Time: 2019/01/16 - 06:50
Limit: FCC_Part15.209_RE(3m)	Engineer: Jone Zhang
Probe: BBHA9120D_1-18GHz	Polarity: Vertical
EUT: Communication Module	Power: DC 3.3V
Test Mode: Transmit by 802.11a at Channel 5700MHz	

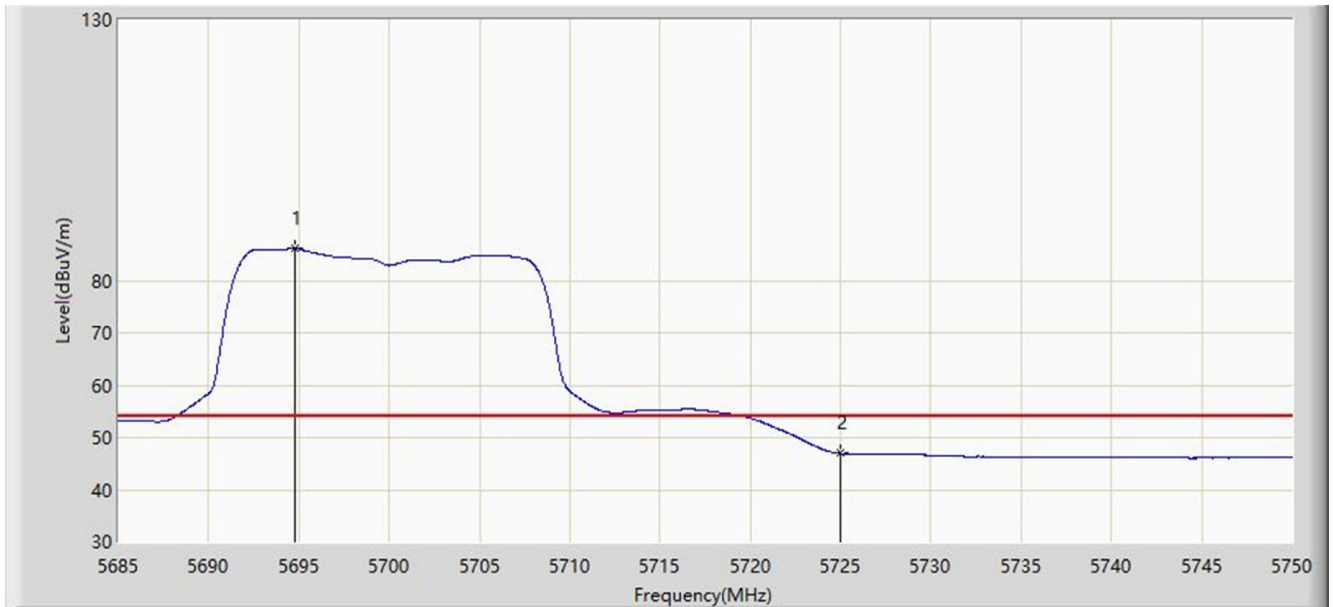


No	Flag	Mark	Frequency (MHz)	Measure Level (dBuV/m)	Reading Level (dBuV)	Over Limit (dB)	Limit (dBuV/m)	Factor (dB)	Type
1		*	5693.970	96.712	89.587	N/A	N/A	7.124	PK
2			5725.000	60.357	53.029	-13.643	74.000	7.328	PK
3			5730.857	61.207	53.853	-12.793	74.000	7.353	PK

Note: Measure Level (dBμV/m) = Reading Level (dBμV) + Factor (dB)

Factor (dB) = Cable Loss (dB) + Antenna Factor (dB/m) - Pre\_Amplifier Gain (dB)

Site: AC1	Time: 2019/01/16 - 06:51
Limit: FCC_Part15.209_RE(3m)	Engineer: Jone Zhang
Probe: BBHA9120D_1-18GHz	Polarity: Vertical
EUT: Communication Module	Power: DC 3.3V
Test Mode: Transmit by 802.11a at Channel 5700MHz	

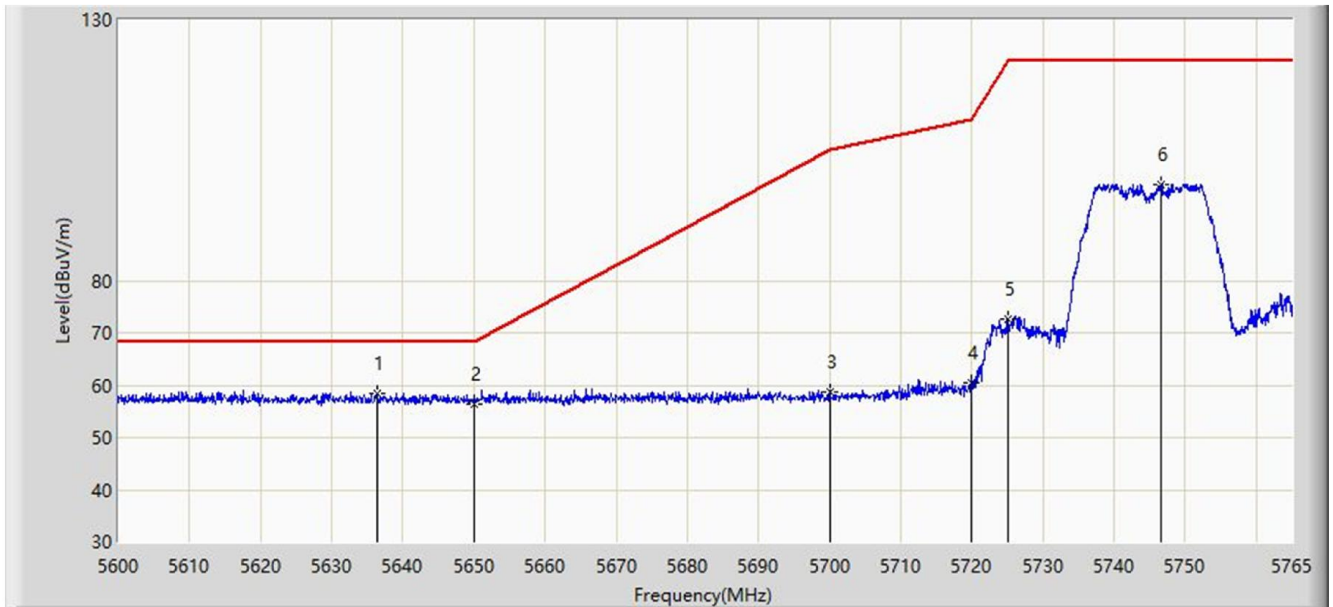


No	Flag	Mark	Frequency (MHz)	Measure Level (dBuV/m)	Reading Level (dBuV)	Over Limit (dB)	Limit (dBuV/m)	Factor (dB)	Type
1		*	5694.783	86.150	79.020	N/A	N/A	7.130	AV
2			5725.000	46.963	39.635	-7.037	54.000	7.328	AV

Note: Measure Level (dB $\mu$ V/m) = Reading Level (dB $\mu$ V) + Factor (dB)

Factor (dB) = Cable Loss (dB) + Antenna Factor (dB/m) - Pre\_Amplifier Gain (dB)

Site: AC1	Time: 2019/01/16 - 06:52
Limit: FCC_Part15.407_RE(3m)	Engineer: Jone Zhang
Probe: BBHA9120D_1-18GHz	Polarity: Horizontal
EUT: Communication Module	Power: DC 3.3V
Test Mode: Transmit by 802.11a at Channel 5745MHz	

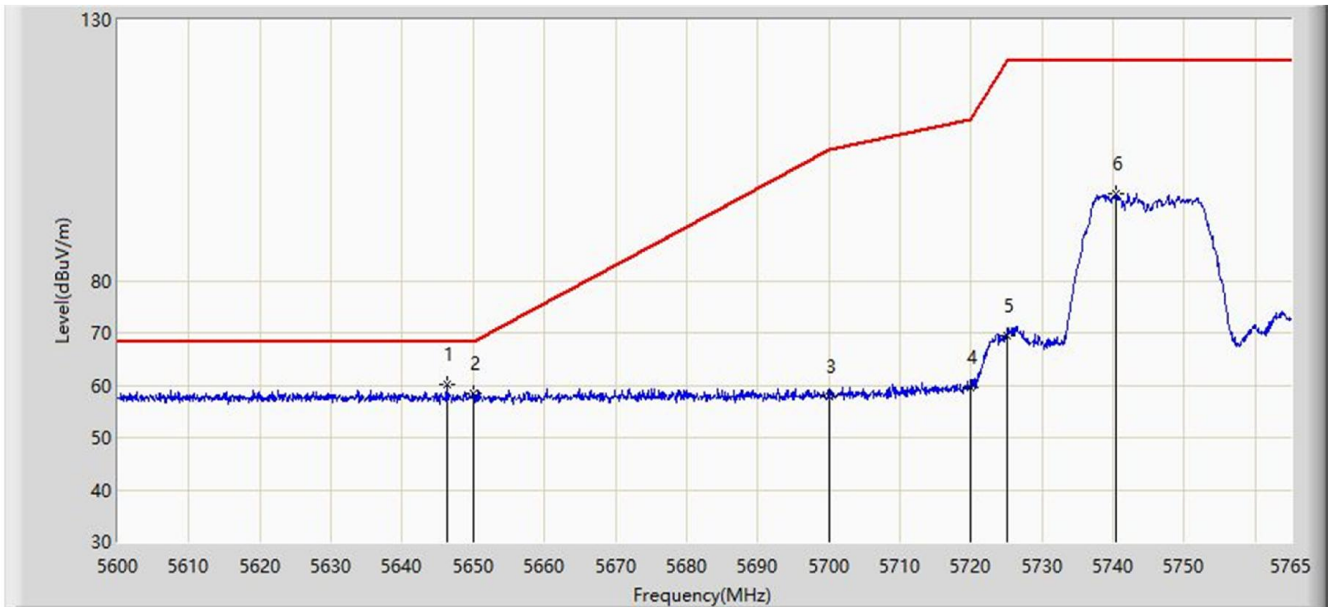


No	Flag	Mark	Frequency (MHz)	Measure Level (dBuV/m)	Reading Level (dBuV)	Over Limit (dB)	Limit (dBuV/m)	Factor (dB)	Type
1		*	5636.300	58.491	51.498	-9.709	68.200	6.993	PK
2			5650.000	56.484	49.479	-11.716	68.200	7.005	PK
3			5700.000	58.771	51.606	-46.429	105.200	7.165	PK
4			5720.000	60.506	53.207	-50.294	110.800	7.299	PK
5			5725.000	72.489	65.161	-49.711	122.200	7.328	PK
6			5746.520	98.512	91.106	N/A	N/A	7.406	PK

Note: Measure Level (dB $\mu$ V/m) = Reading Level (dB $\mu$ V) + Factor (dB)

Factor (dB) = Cable Loss (dB) + Antenna Factor (dB/m) - Pre\_Amplifier Gain (dB)

Site: AC1	Time: 2019/01/16 - 06:55
Limit: FCC_Part15.407_RE(3m)	Engineer: Jone Zhang
Probe: BBHA9120D_1-18GHz	Polarity: Vertical
EUT: Communication Module	Power: DC 3.3V
Test Mode: Transmit by 802.11a at Channel 5745MHz	

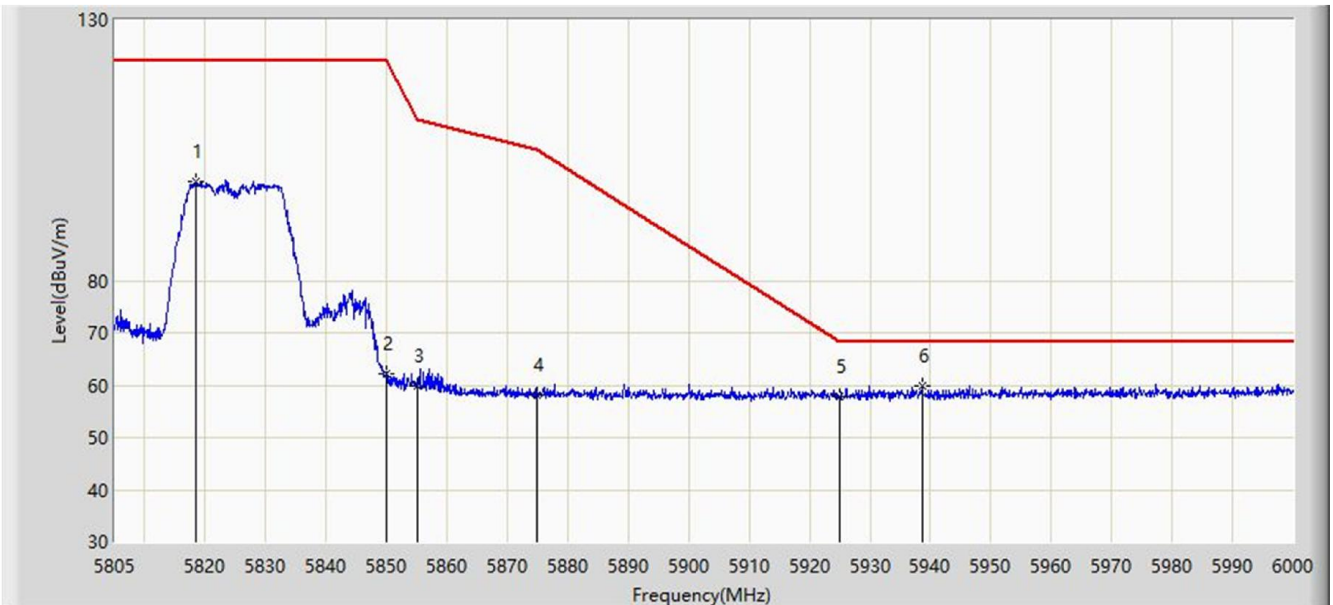


No	Flag	Mark	Frequency (MHz)	Measure Level (dBuV/m)	Reading Level (dBuV)	Over Limit (dB)	Limit (dBuV/m)	Factor (dB)	Type
1		*	5646.283	60.032	53.035	-8.168	68.200	6.996	PK
2			5650.000	58.335	51.330	-9.865	68.200	7.005	PK
3			5700.000	57.726	50.561	-47.474	105.200	7.165	PK
4			5720.000	59.673	52.374	-51.127	110.800	7.299	PK
5			5725.000	69.389	62.061	-52.811	122.200	7.328	PK
6			5740.333	96.585	89.192	N/A	N/A	7.393	PK

Note: Measure Level (dB $\mu$ V/m) = Reading Level (dB $\mu$ V) + Factor (dB)

Factor (dB) = Cable Loss (dB) + Antenna Factor (dB/m) - Pre\_Amplifier Gain (dB)

Site: AC1	Time: 2019/01/16 - 06:58
Limit: FCC_Part15.407_RE(3m)	Engineer: Jone Zhang
Probe: BBHA9120D_1-18GHz	Polarity: Horizontal
EUT: Communication Module	Power: DC 3.3V
Test Mode: Transmit by 802.11a at Channel 5825MHz	

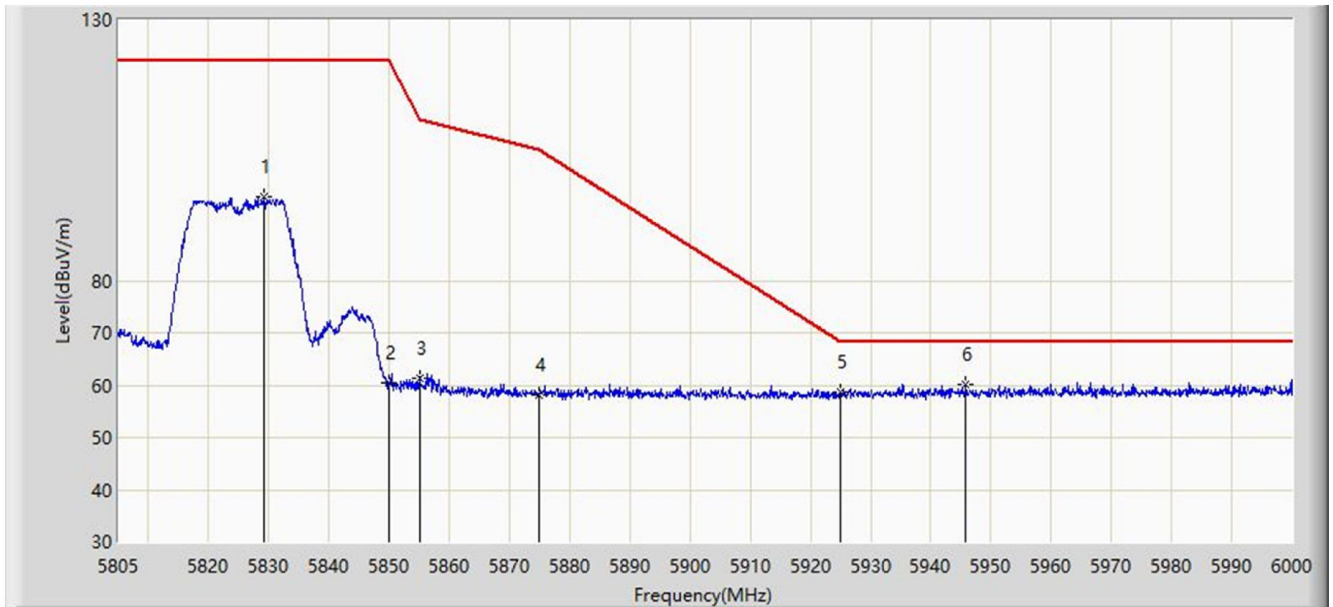


No	Flag	Mark	Frequency (MHz)	Measure Level (dBuV/m)	Reading Level (dBuV)	Over Limit (dB)	Limit (dBuV/m)	Factor (dB)	Type
1			5818.553	98.860	91.231	N/A	N/A	7.629	PK
2			5850.000	62.088	54.315	-60.112	122.200	7.774	PK
3			5855.000	59.727	51.951	-51.073	110.800	7.775	PK
4			5875.000	58.245	50.427	-46.955	105.200	7.818	PK
5			5925.000	57.696	49.877	-10.504	68.200	7.819	PK
6		*	5938.575	59.722	51.888	-8.478	68.200	7.834	PK

Note: Measure Level (dBμV/m) = Reading Level (dBμV) + Factor (dB)

Factor (dB) = Cable Loss (dB) + Antenna Factor (dB/m) - Pre\_Amplifier Gain (dB)

Site: AC1	Time: 2019/01/16 - 07:01
Limit: FCC_Part15.407_RE(3m)	Engineer: Jone Zhang
Probe: BBHA9120D_1-18GHz	Polarity: Vertical
EUT: Communication Module	Power: DC 3.3V
Test Mode: Transmit by 802.11a at Channel 5825MHz	



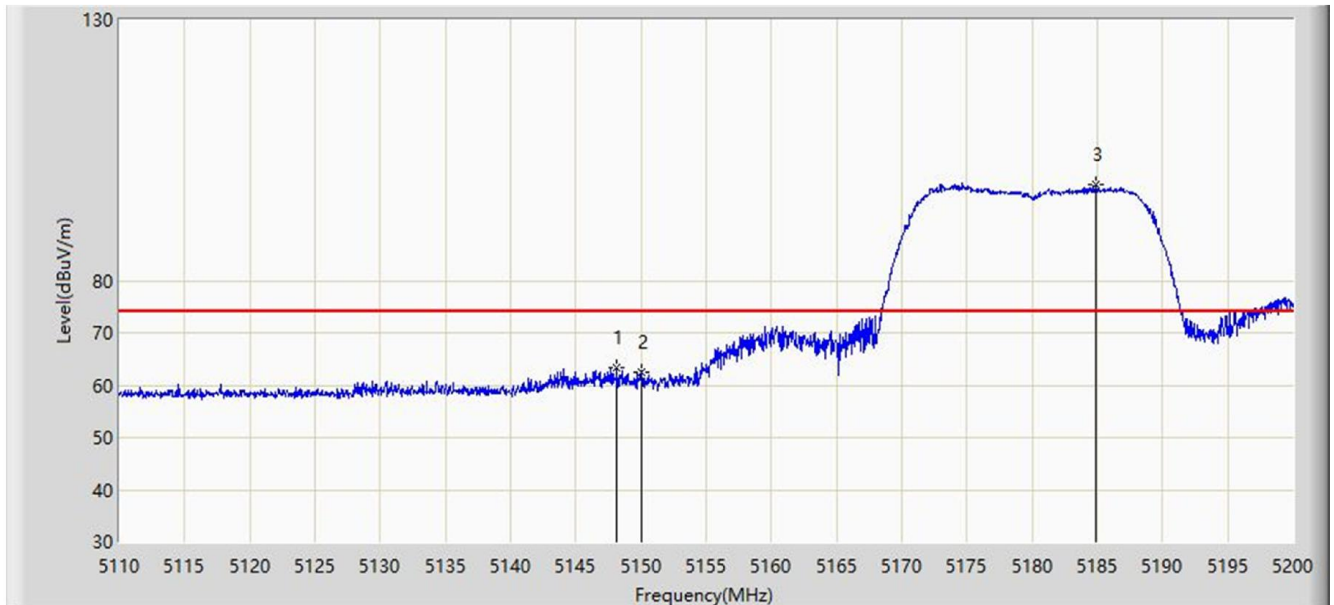
No	Flag	Mark	Frequency (MHz)	Measure Level (dBuV/m)	Reading Level (dBuV)	Over Limit (dB)	Limit (dBuV/m)	Factor (dB)	Type
1			5829.277	96.219	88.539	N/A	N/A	7.679	PK
2			5850.000	60.435	52.662	-61.765	122.200	7.774	PK
3			5855.000	61.243	53.467	-49.557	110.800	7.775	PK
4			5875.000	58.116	50.298	-47.084	105.200	7.818	PK
5			5925.000	58.565	50.746	-9.635	68.200	7.819	PK
6		*	5945.790	60.281	52.438	-7.919	68.200	7.843	PK

Note: Measure Level (dBμV/m) = Reading Level (dBμV) + Factor (dB)

Factor (dB) = Cable Loss (dB) + Antenna Factor (dB/m) - Pre\_Amplifier Gain (dB)



Site: AC1	Time: 2019/01/16 - 07:03
Limit: FCC_Part15.209_RE(3m)	Engineer: Jone Zhang
Probe: BBHA9120D_1-18GHz	Polarity: Horizontal
EUT: Communication Module	Power: DC 3.3V
Test Mode: Transmit by 802.11n-HT20 at Channel 5180MHz	

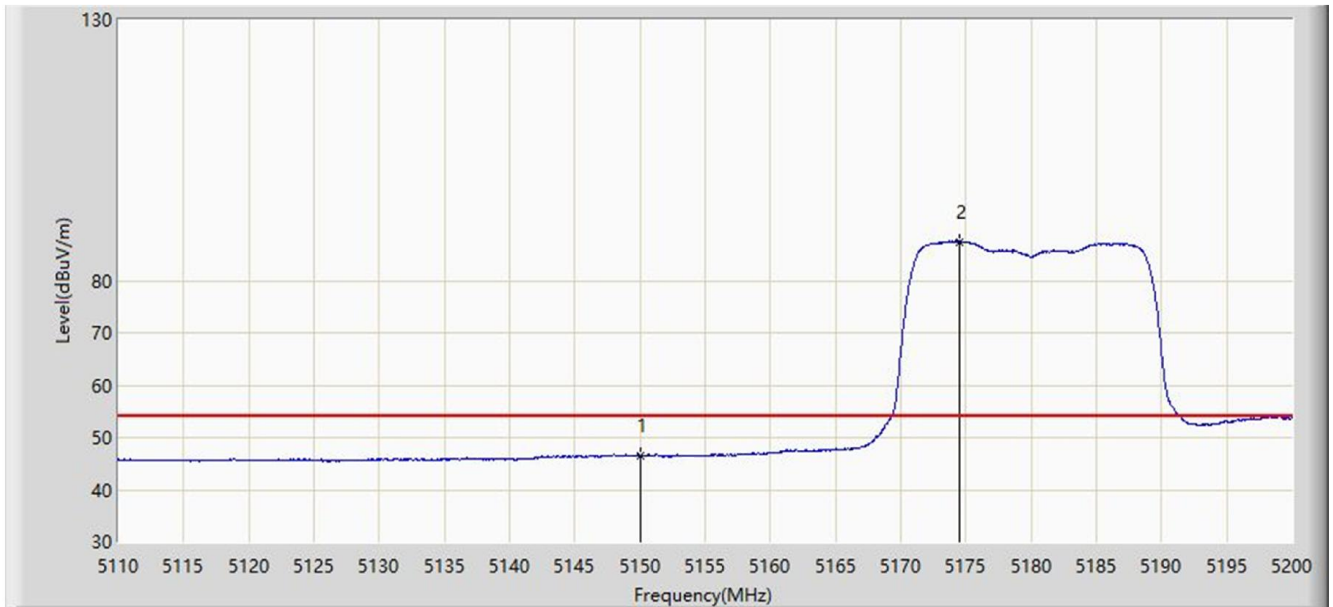


No	Flag	Mark	Frequency (MHz)	Measure Level (dBuV/m)	Reading Level (dBuV)	Over Limit (dB)	Limit (dBuV/m)	Factor (dB)	Type
1			5148.115	63.412	56.853	-10.588	74.000	6.560	PK
2			5150.000	62.513	55.951	-11.487	74.000	6.562	PK
3		*	5184.925	98.345	91.934	N/A	N/A	6.411	PK

Note: Measure Level (dB $\mu$ V/m) = Reading Level (dB $\mu$ V) + Factor (dB)

Factor (dB) = Cable Loss (dB) + Antenna Factor (dB/m) - Pre\_Amplifier Gain (dB)

Site: AC1	Time: 2019/01/16 - 07:12
Limit: FCC_Part15.209_RE(3m)	Engineer: Jone Zhang
Probe: BBHA9120D_1-18GHz	Polarity: Horizontal
EUT: Communication Module	Power: DC 3.3V
Test Mode: Transmit by 802.11n-HT20 at Channel 5180MHz	

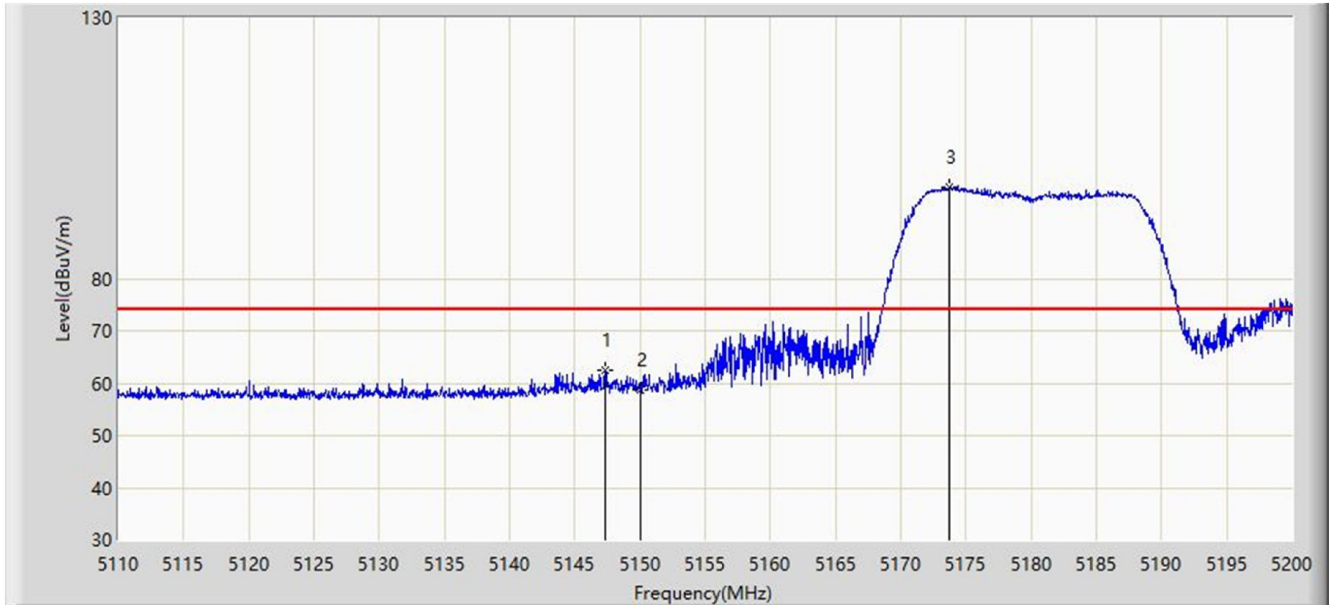


No	Flag	Mark	Frequency (MHz)	Measure Level (dBuV/m)	Reading Level (dBuV)	Over Limit (dB)	Limit (dBuV/m)	Factor (dB)	Type
1			5150.000	46.568	40.006	-7.432	54.000	6.562	AV
2		*	5174.485	87.523	81.035	N/A	N/A	6.488	AV

Note: Measure Level (dB $\mu$ V/m) = Reading Level (dB $\mu$ V) + Factor (dB)

Factor (dB) = Cable Loss (dB) + Antenna Factor (dB/m) - Pre\_Amplifier Gain (dB)

Site: AC1	Time: 2019/01/16 - 07:12
Limit: FCC_Part15.209_RE(3m)	Engineer: Jone Zhang
Probe: BBHA9120D_1-18GHz	Polarity: Vertical
EUT: Communication Module	Power: DC 3.3V
Test Mode: Transmit by 802.11n-HT20 at Channel 5180MHz	

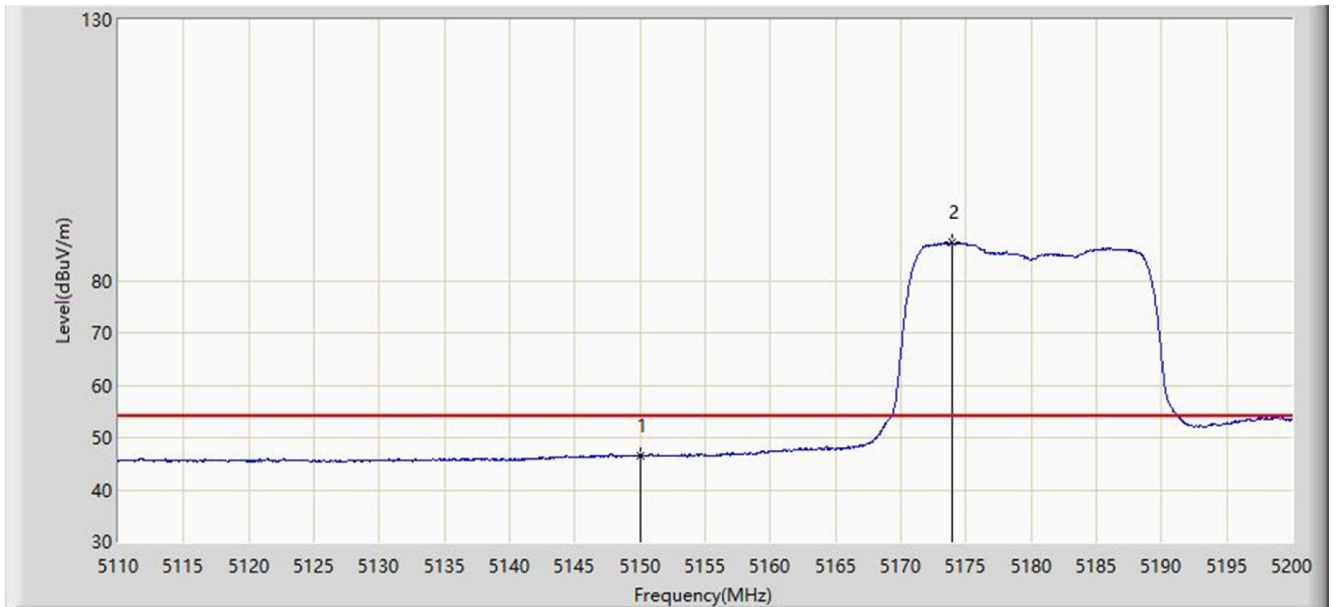


No	Flag	Mark	Frequency (MHz)	Measure Level (dBuV/m)	Reading Level (dBuV)	Over Limit (dB)	Limit (dBuV/m)	Factor (dB)	Type
1			5147.305	62.598	56.035	-11.402	74.000	6.563	PK
2			5150.000	58.673	52.111	-15.327	74.000	6.562	PK
3		*	5173.720	97.625	91.131	N/A	N/A	6.494	PK

Note: Measure Level (dBμV/m) = Reading Level (dBμV) + Factor (dB)

Factor (dB) = Cable Loss (dB) + Antenna Factor (dB/m) - Pre\_Amplifier Gain (dB)

Site: AC1	Time: 2019/01/16 - 07:14
Limit: FCC_Part15.209_RE(3m)	Engineer: Jone Zhang
Probe: BBHA9120D_1-18GHz	Polarity: Vertical
EUT: Communication Module	Power: DC 3.3V
Test Mode: Transmit by 802.11n-HT20 at Channel 5180MHz	

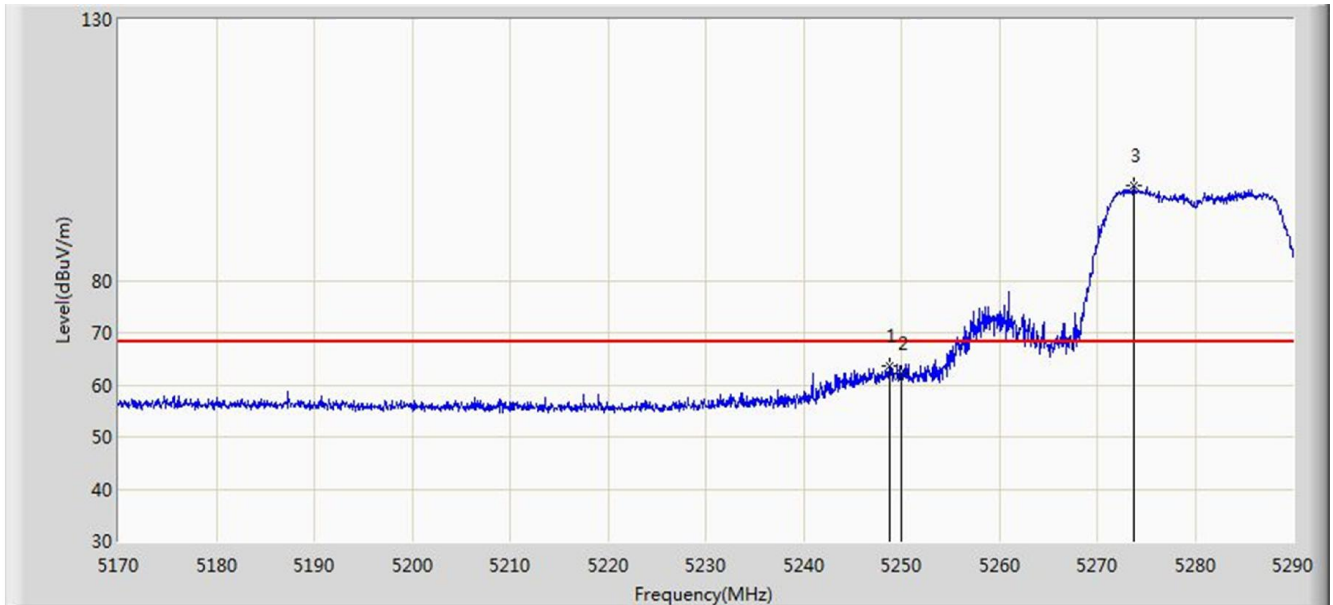


No	Flag	Mark	Frequency (MHz)	Measure Level (dBuV/m)	Reading Level (dBuV)	Over Limit (dB)	Limit (dBuV/m)	Factor (dB)	Type
1			5150.000	46.645	40.083	-7.355	54.000	6.562	AV
2		*	5173.900	87.315	80.822	N/A	N/A	6.493	AV

Note: Measure Level (dB $\mu$ V/m) = Reading Level (dB $\mu$ V) + Factor (dB)

Factor (dB) = Cable Loss (dB) + Antenna Factor (dB/m) - Pre\_Amplifier Gain (dB)

Site: AC1	Time: 2019/03/24 - 12:45
Limit: FCC_Part15.209_RSE(3m) 68.2	Engineer: Jone Zhang
Probe: BBHA9120D_1-18GHz	Polarity: Horizontal
EUT: Communication Module	Power: DC 3.3V
Note: Transmit by 802.11n-HT20 at Channel 5280MHz	

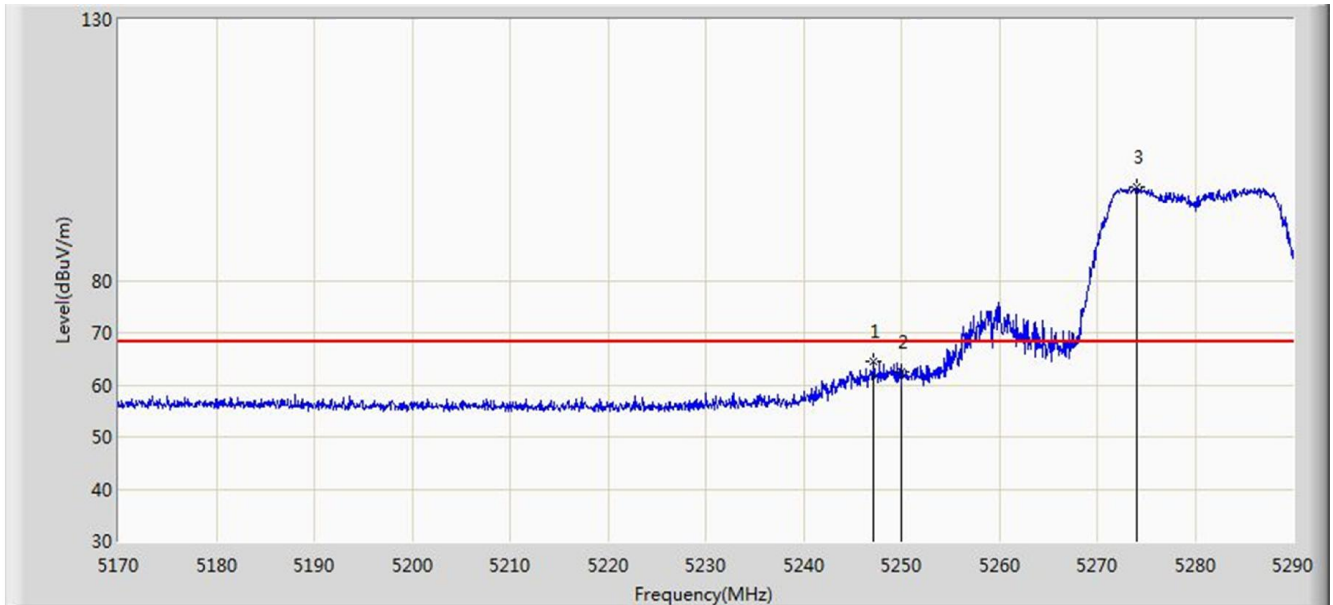


No	Flag	Mark	Frequency (MHz)	Measure Level (dBuV/m)	Reading Level (dBuV)	Over Limit (dB)	Limit (dBuV/m)	Factor (dB)	Type
1			5248.840	63.757	57.333	-4.443	68.200	6.424	PK
2			5250.000	62.146	55.716	-6.054	68.200	6.430	PK
3		*	5273.740	98.137	91.852	N/A	N/A	6.285	PK

Note: Measure Level (dB $\mu$ V/m) = Reading Level (dB $\mu$ V) + Factor (dB)

Factor (dB) = Cable Loss (dB) + Antenna Factor (dB/m) - Pre\_Amplifier Gain (dB)

Site: AC1	Time: 2019/03/24 - 13:02
Limit: FCC_Part15.209_RSE(3m) 68.2	Engineer: Jone Zhang
Probe: BBHA9120D_1-18GHz	Polarity: Vertical
EUT: Communication Module	Power: DC 3.3V
Note: Transmit by 802.11n-HT20 at Channel 5280MHz	

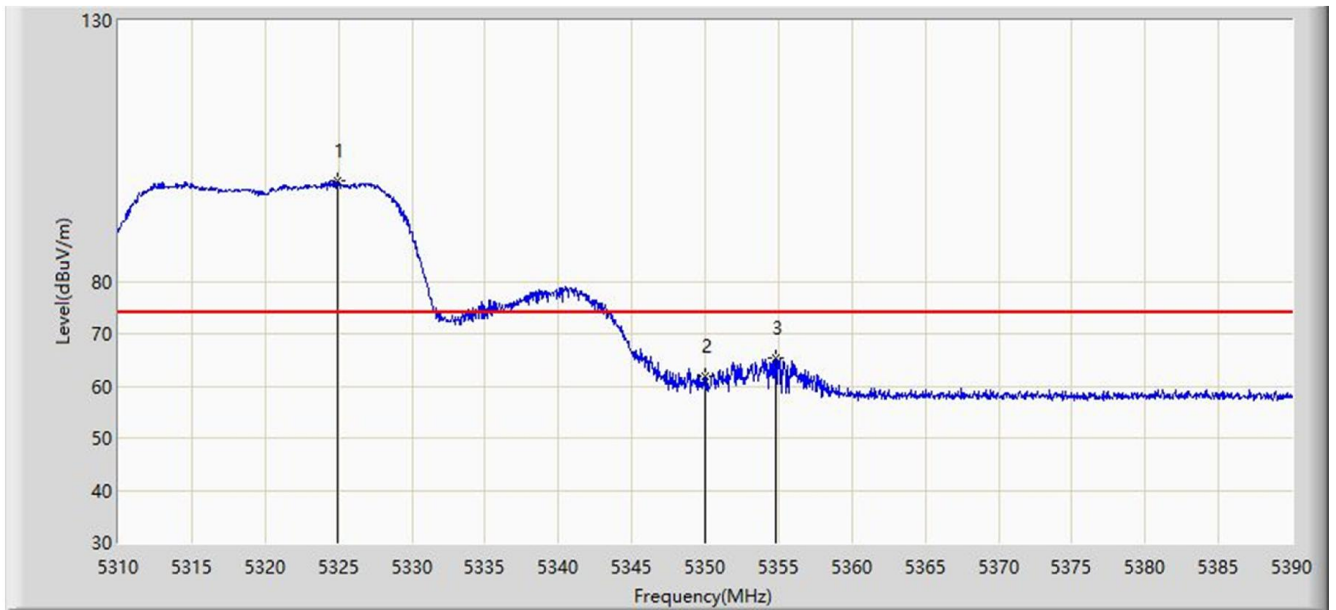


No	Flag	Mark	Frequency (MHz)	Measure Level (dBuV/m)	Reading Level (dBuV)	Over Limit (dB)	Limit (dBuV/m)	Factor (dB)	Type
1			5247.160	64.392	57.977	-3.808	68.200	6.415	PK
2			5250.000	62.594	56.164	-5.606	68.200	6.430	PK
3		*	5274.040	97.970	91.686	N/A	N/A	6.283	PK

Note: Measure Level (dB $\mu$ V/m) = Reading Level (dB $\mu$ V) + Factor (dB)

Factor (dB) = Cable Loss (dB) + Antenna Factor (dB/m) - Pre\_Amplifier Gain (dB)

Site: AC1	Time: 2019/01/16 - 07:15
Limit: FCC_Part15.209_RE(3m)	Engineer: Jone Zhang
Probe: BBHA9120D_1-18GHz	Polarity: Horizontal
EUT: Communication Module	Power: DC 3.3V
Test Mode: Transmit by 802.11n-HT20 at Channel 5320MHz	

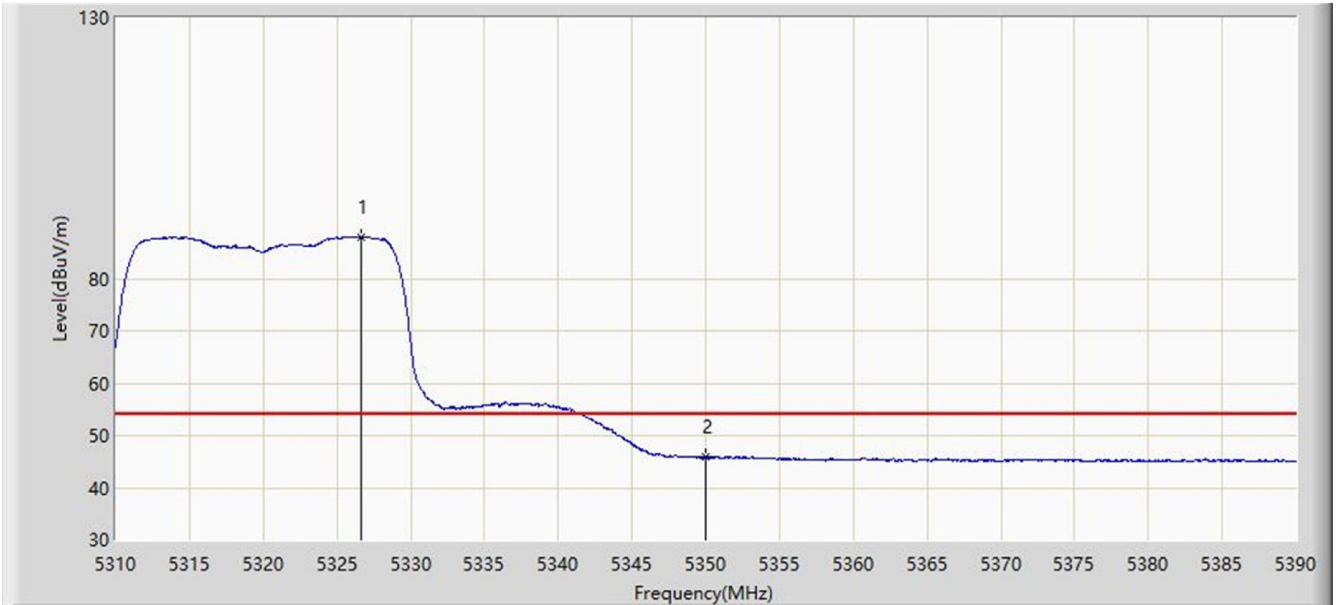


No	Flag	Mark	Frequency (MHz)	Measure Level (dBuV/m)	Reading Level (dBuV)	Over Limit (dB)	Limit (dBuV/m)	Factor (dB)	Type
1		*	5324.920	99.152	92.830	N/A	N/A	6.322	PK
2			5350.000	61.922	55.462	-12.078	74.000	6.460	PK
3			5354.800	65.359	58.879	-8.641	74.000	6.480	PK

Note: Measure Level (dB $\mu$ V/m) = Reading Level (dB $\mu$ V) + Factor (dB)

Factor (dB) = Cable Loss (dB) + Antenna Factor (dB/m) - Pre\_Amplifier Gain (dB)

Site: AC1	Time: 2019/01/16 - 07:26
Limit: FCC_Part15.209_RE(3m)	Engineer: Jone Zhang
Probe: BBHA9120D_1-18GHz	Polarity: Horizontal
EUT: Communication Module	Power: DC 3.3V
Test Mode: Transmit by 802.11n-HT20 at Channel 5320MHz	



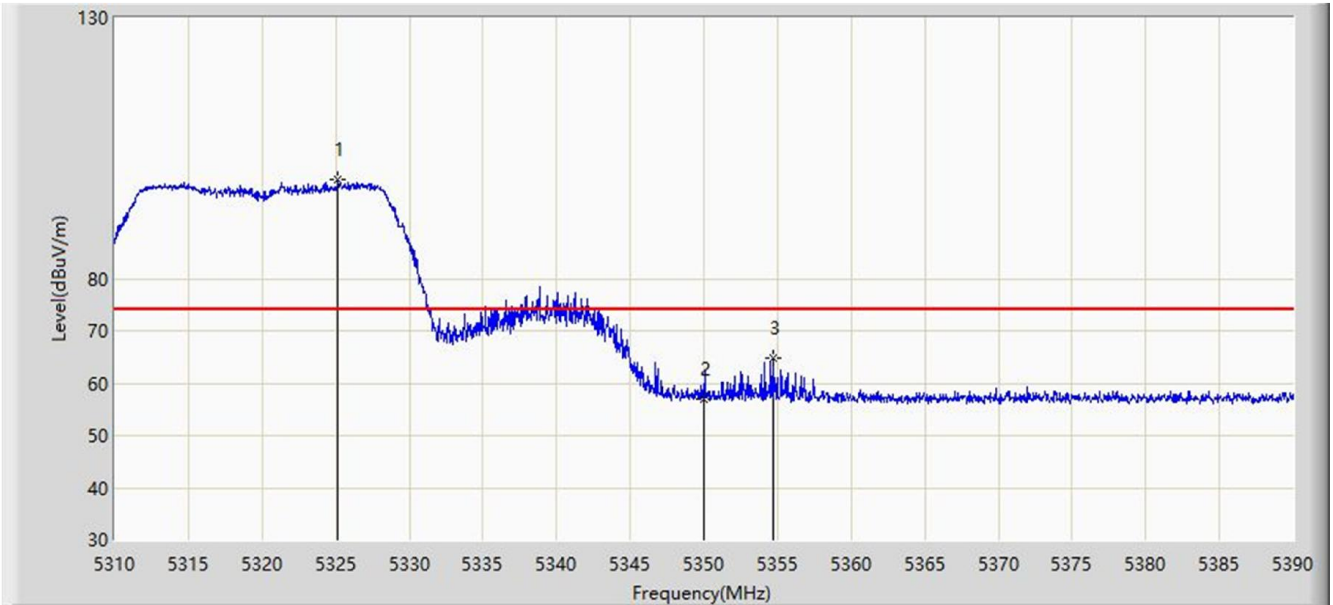
No	Flag	Mark	Frequency (MHz)	Measure Level (dBuV/m)	Reading Level (dBuV)	Over Limit (dB)	Limit (dBuV/m)	Factor (dB)	Type
1		*	5326.640	87.965	81.634	N/A	N/A	6.331	AV
2			5350.000	45.848	39.388	-8.152	54.000	6.460	AV

Note: Measure Level (dBμV/m) = Reading Level (dBμV) + Factor (dB)

Factor (dB) = Cable Loss (dB) + Antenna Factor (dB/m) - Pre\_Amplifier Gain (dB)



Site: AC1	Time: 2019/01/16 - 07:27
Limit: FCC_Part15.209_RE(3m)	Engineer: Jone Zhang
Probe: BBHA9120D_1-18GHz	Polarity: Vertical
EUT: Communication Module	Power: DC 3.3V
Test Mode: Transmit by 802.11n-HT20 at Channel 5320MHz	

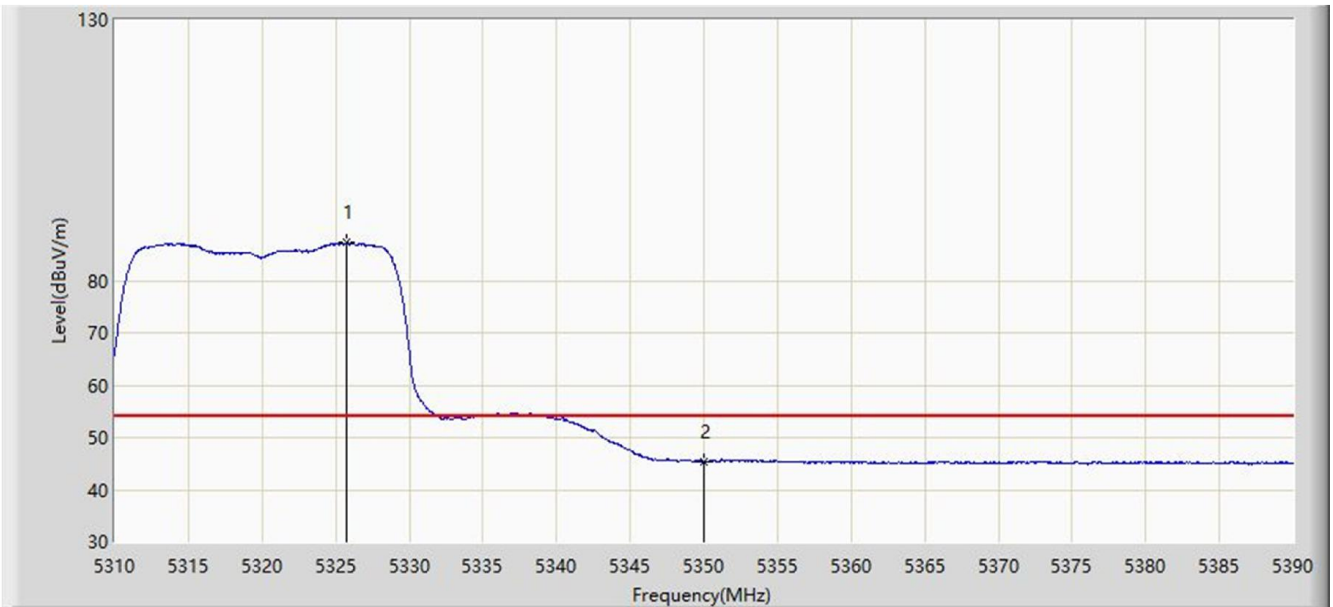


No	Flag	Mark	Frequency (MHz)	Measure Level (dBuV/m)	Reading Level (dBuV)	Over Limit (dB)	Limit (dBuV/m)	Factor (dB)	Type
1		*	5325.160	98.924	92.601	N/A	N/A	6.322	PK
2			5350.000	56.931	50.471	-17.069	74.000	6.460	PK
3			5354.720	64.647	58.167	-9.353	74.000	6.480	PK

Note: Measure Level (dB $\mu$ V/m) = Reading Level (dB $\mu$ V) + Factor (dB)

Factor (dB) = Cable Loss (dB) + Antenna Factor (dB/m) - Pre\_Amplifier Gain (dB)

Site: AC1	Time: 2019/01/16 - 07:28
Limit: FCC_Part15.209_RE(3m)	Engineer: Jone Zhang
Probe: BBHA9120D_1-18GHz	Polarity: Vertical
EUT: Communication Module	Power: DC 3.3V
Test Mode: Transmit by 802.11n-HT20 at Channel 5320MHz	

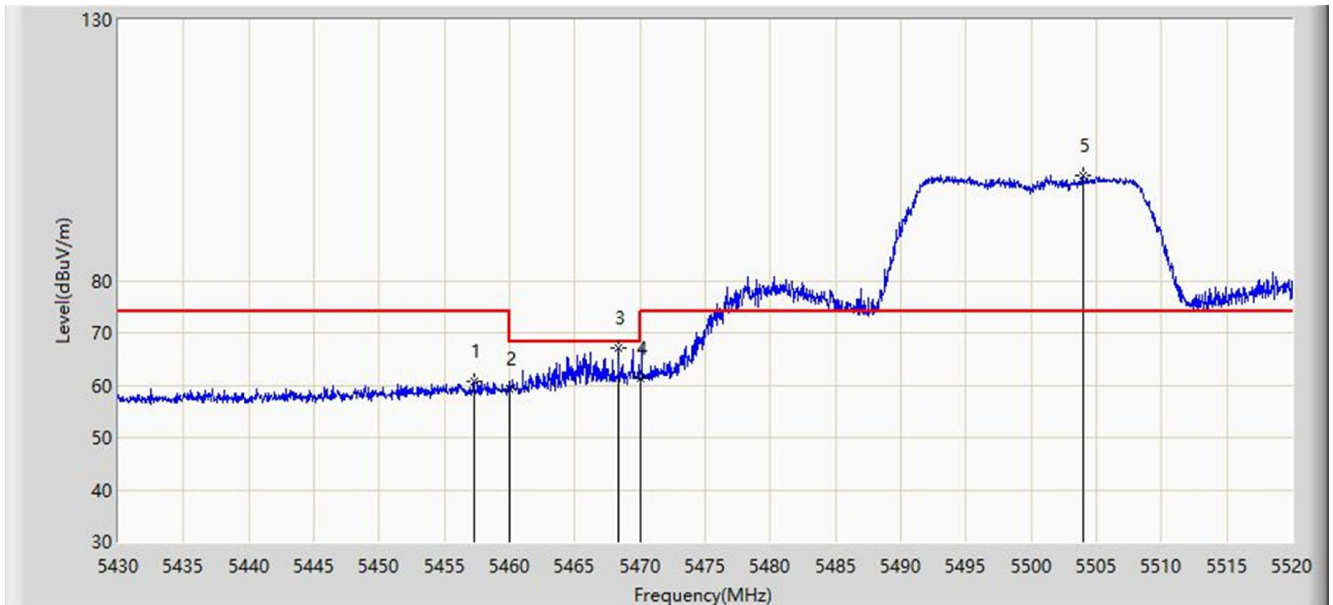


No	Flag	Mark	Frequency (MHz)	Measure Level (dBuV/m)	Reading Level (dBuV)	Over Limit (dB)	Limit (dBuV/m)	Factor (dB)	Type
1		*	5325.760	87.302	80.976	N/A	N/A	6.327	AV
2			5350.000	45.356	38.896	-8.644	54.000	6.460	AV

Note: Measure Level (dB $\mu$ V/m) = Reading Level (dB $\mu$ V) + Factor (dB)

Factor (dB) = Cable Loss (dB) + Antenna Factor (dB/m) - Pre\_Amplifier Gain (dB)

Site: AC1	Time: 2019/01/16 - 07:29
Limit: FCC_Part15.209_RE(3m)	Engineer: Jone Zhang
Probe: BBHA9120D_1-18GHz	Polarity: Horizontal
EUT: Communication Module	Power: DC 3.3V
Test Mode: Transmit by 802.11n-HT20 at Channel 5500MHz	

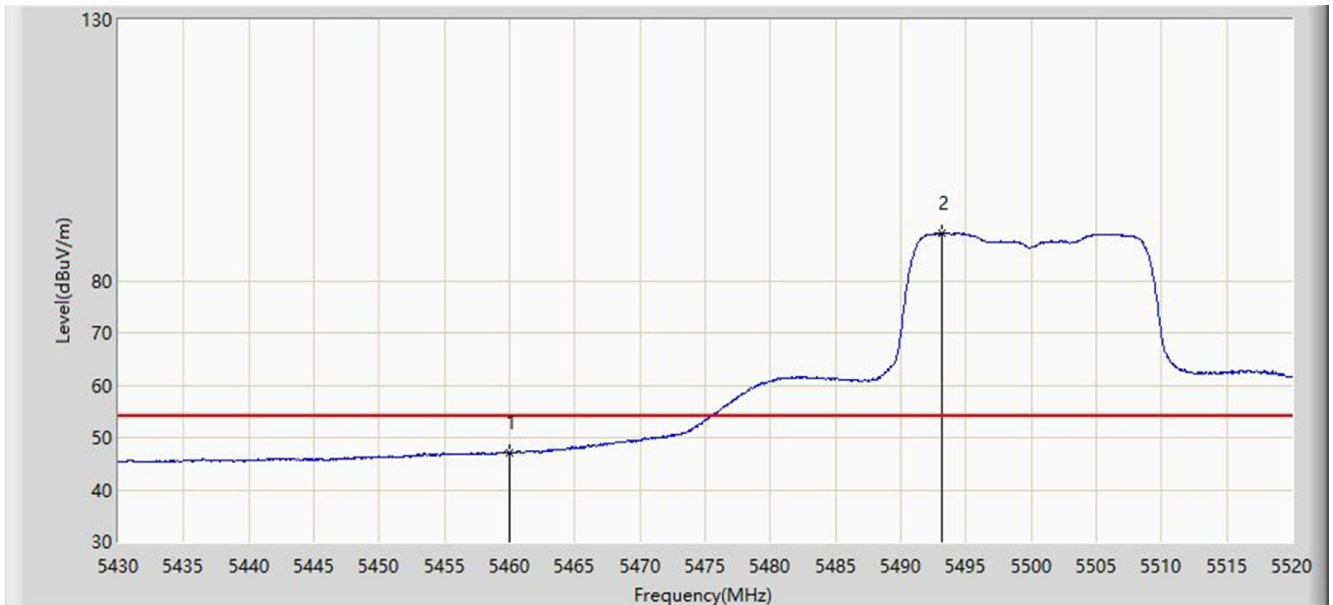


No	Flag	Mark	Frequency (MHz)	Measure Level (dBuV/m)	Reading Level (dBuV)	Over Limit (dB)	Limit (dBuV/m)	Factor (dB)	Type
1			5457.270	60.800	54.010	-13.200	74.000	6.790	PK
2			5460.000	59.146	52.344	-14.854	74.000	6.802	PK
3			5468.340	67.103	60.265	-1.097	68.200	6.837	PK
4			5470.000	61.215	54.370	-6.985	68.200	6.845	PK
5		*	5503.935	100.177	93.364	N/A	N/A	6.813	PK

Note: Measure Level (dBμV/m) = Reading Level (dBμV) + Factor (dB)

Factor (dB) = Cable Loss (dB) + Antenna Factor (dB/m) - Pre\_Amplifier Gain (dB)

Site: AC1	Time: 2019/01/16 - 07:32
Limit: FCC_Part15.209_RE(3m)	Engineer: Jone Zhang
Probe: BBHA9120D_1-18GHz	Polarity: Horizontal
EUT: Communication Module	Power: DC 3.3V
Test Mode: Transmit by 802.11n-HT20 at Channel 5500MHz	

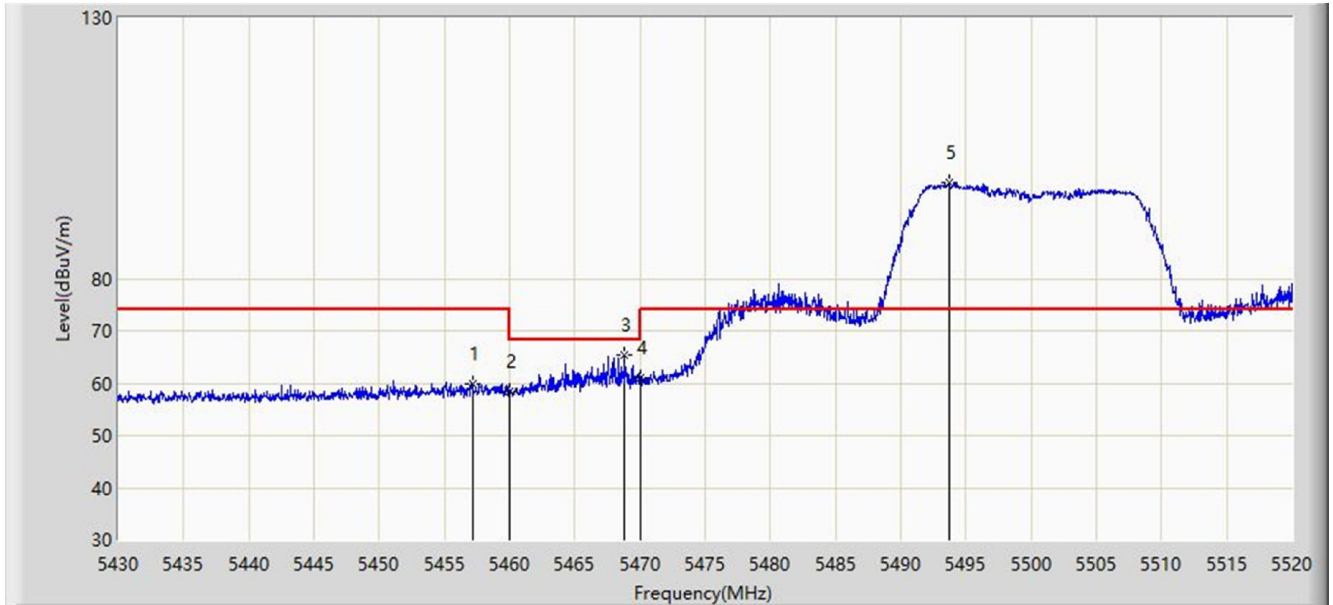


No	Flag	Mark	Frequency (MHz)	Measure Level (dBuV/m)	Reading Level (dBuV)	Over Limit (dB)	Limit (dBuV/m)	Factor (dB)	Type
1			5460.000	47.055	40.253	-6.945	54.000	6.802	AV
2		*	5493.135	89.180	82.349	N/A	N/A	6.831	AV

Note: Measure Level (dB $\mu$ V/m) = Reading Level (dB $\mu$ V) + Factor (dB)

Factor (dB) = Cable Loss (dB) + Antenna Factor (dB/m) - Pre\_Amplifier Gain (dB)

Site: AC1	Time: 2019/01/16 - 07:32
Limit: FCC_Part15.209_RE(3m)	Engineer: Jone Zhang
Probe: BBHA9120D_1-18GHz	Polarity: Vertical
EUT: Communication Module	Power: DC 3.3V
Test Mode: Transmit by 802.11n-HT20 at Channel 5500MHz	

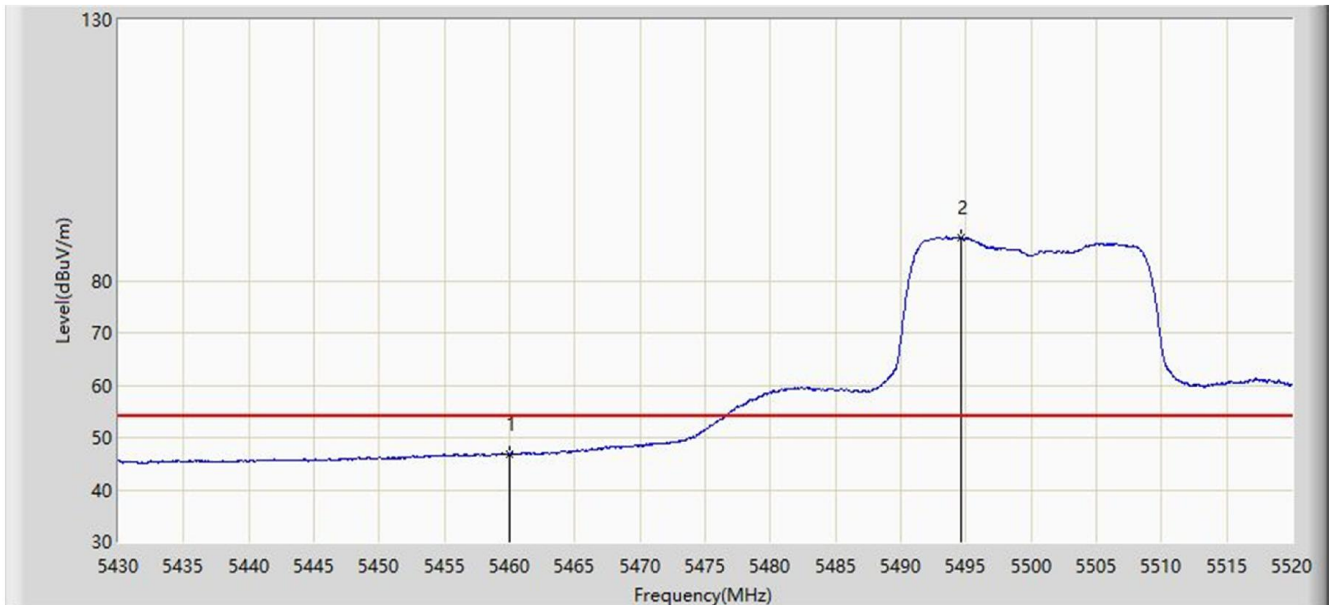


No	Flag	Mark	Frequency (MHz)	Measure Level (dBuV/m)	Reading Level (dBuV)	Over Limit (dB)	Limit (dBuV/m)	Factor (dB)	Type
1			5457.180	59.988	53.198	-14.012	74.000	6.789	PK
2			5460.000	58.284	51.482	-15.716	74.000	6.802	PK
3			5468.790	65.431	58.591	-2.769	68.200	6.840	PK
4			5470.000	60.970	54.125	-7.230	68.200	6.845	PK
5		*	5493.765	98.308	91.478	N/A	N/A	6.830	PK

Note: Measure Level (dB $\mu$ V/m) = Reading Level (dB $\mu$ V) + Factor (dB)

Factor (dB) = Cable Loss (dB) + Antenna Factor (dB/m) - Pre\_Amplifier Gain (dB)

Site: AC1	Time: 2019/01/16 - 07:33
Limit: FCC_Part15.209_RE(3m)	Engineer: Jone Zhang
Probe: BBHA9120D_1-18GHz	Polarity: Vertical
EUT: Communication Module	Power: DC 3.3V
Test Mode: Transmit by 802.11n-HT20 at Channel 5500MHz	

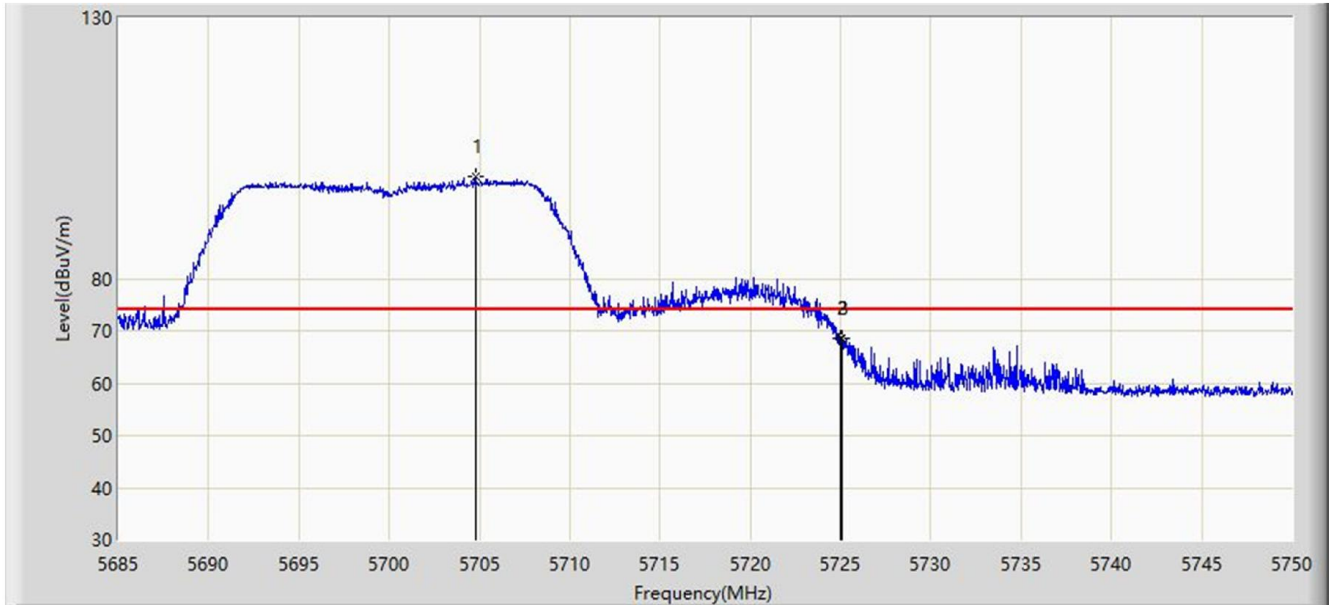


No	Flag	Mark	Frequency (MHz)	Measure Level (dBuV/m)	Reading Level (dBuV)	Over Limit (dB)	Limit (dBuV/m)	Factor (dB)	Type
1			5460.000	46.907	40.105	-7.093	54.000	6.802	AV
2		*	5494.665	88.235	81.407	N/A	N/A	6.828	AV

Note: Measure Level (dB $\mu$ V/m) = Reading Level (dB $\mu$ V) + Factor (dB)

Factor (dB) = Cable Loss (dB) + Antenna Factor (dB/m) - Pre\_Amplifier Gain (dB)

Site: AC1	Time: 2019/01/16 - 07:34
Limit: FCC_Part15.209_RE(3m)	Engineer: Jone Zhang
Probe: BBHA9120D_1-18GHz	Polarity: Horizontal
EUT: Communication Module	Power: DC 3.3V
Test Mode: Transmit by 802.11n-HT20 at Channel 5700MHz	

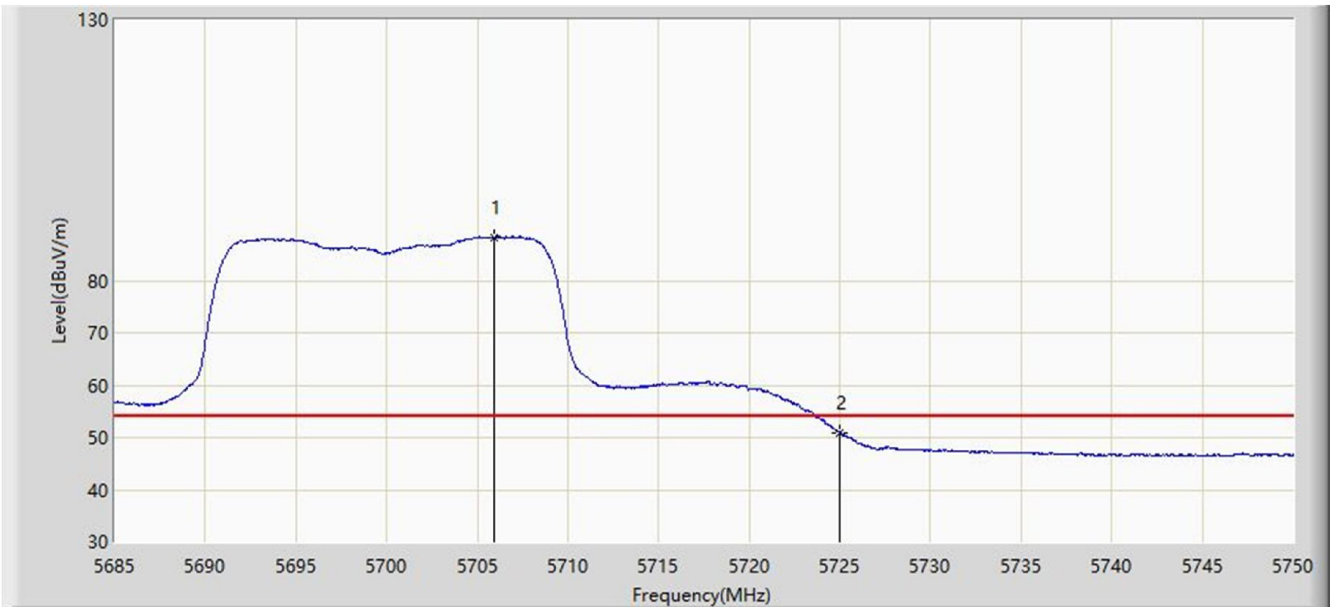


No	Flag	Mark	Frequency (MHz)	Measure Level (dBuV/m)	Reading Level (dBuV)	Over Limit (dB)	Limit (dBuV/m)	Factor (dB)	Type
1		*	5704.760	99.666	92.465	N/A	N/A	7.201	PK
2			5725.000	68.433	61.105	-5.567	74.000	7.328	PK
3			5725.040	68.684	61.356	-5.316	74.000	7.328	PK

Note: Measure Level (dBμV/m) = Reading Level (dBμV) + Factor (dB)

Factor (dB) = Cable Loss (dB) + Antenna Factor (dB/m) - Pre\_Amplifier Gain (dB)

Site: AC1	Time: 2019/01/16 - 07:36
Limit: FCC_Part15.209_RE(3m)	Engineer: Jone Zhang
Probe: BBHA9120D_1-18GHz	Polarity: Horizontal
EUT: Communication Module	Power: DC 3.3V
Test Mode: Transmit by 802.11n-HT20 at Channel 5700MHz	



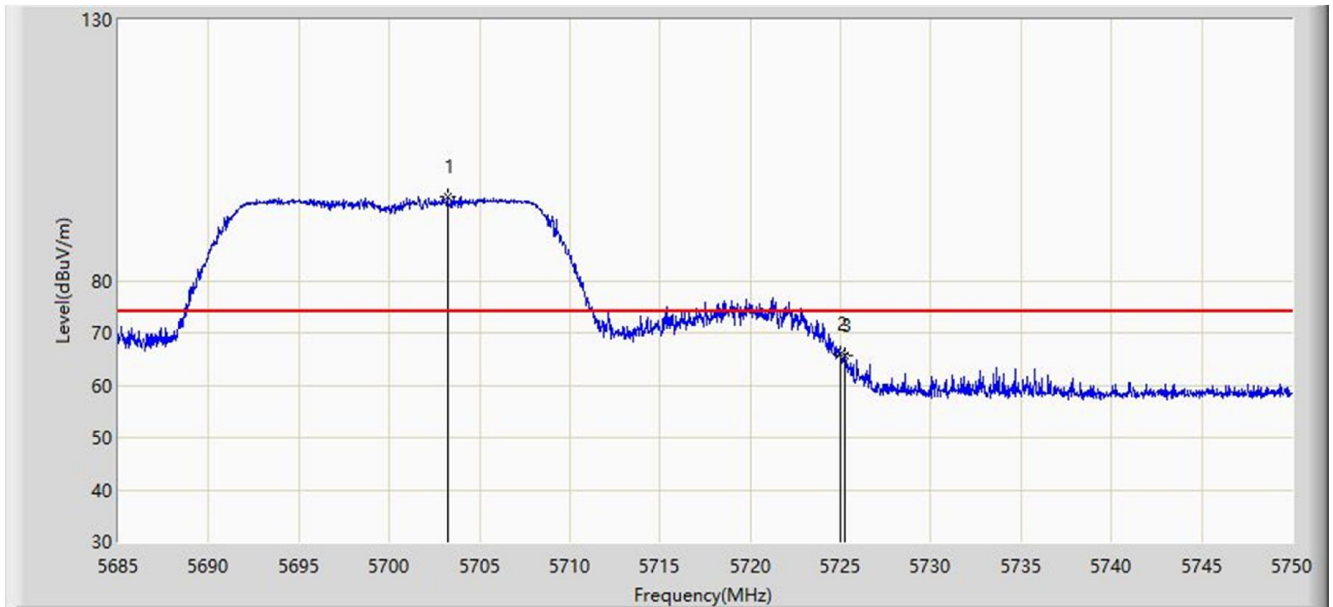
No	Flag	Mark	Frequency (MHz)	Measure Level (dBuV/m)	Reading Level (dBuV)	Over Limit (dB)	Limit (dBuV/m)	Factor (dB)	Type
1		*	5705.897	88.373	81.162	N/A	N/A	7.210	AV
2			5725.000	50.961	43.633	-3.039	54.000	7.328	AV

Note: Measure Level (dB $\mu$ V/m) = Reading Level (dB $\mu$ V) + Factor (dB)

Factor (dB) = Cable Loss (dB) + Antenna Factor (dB/m) - Pre\_Amplifier Gain (dB)



Site: AC1	Time: 2019/01/16 - 07:37
Limit: FCC_Part15.209_RE(3m)	Engineer: Jone Zhang
Probe: BBHA9120D_1-18GHz	Polarity: Vertical
EUT: Communication Module	Power: DC 3.3V
Test Mode: Transmit by 802.11n-HT20 at Channel 5700MHz	

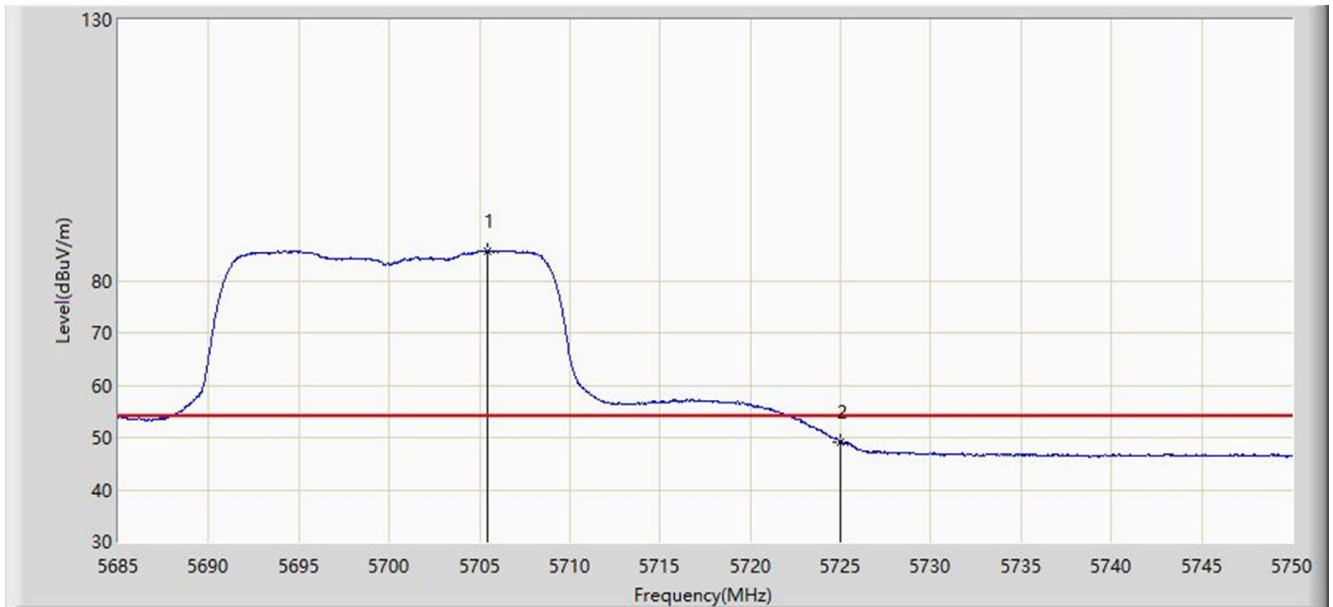


No	Flag	Mark	Frequency (MHz)	Measure Level (dBuV/m)	Reading Level (dBuV)	Over Limit (dB)	Limit (dBuV/m)	Factor (dB)	Type
1		*	5703.232	96.142	88.954	N/A	N/A	7.188	PK
2			5725.000	66.008	58.680	-7.992	74.000	7.328	PK
3			5725.268	65.541	58.211	-8.459	74.000	7.329	PK

Note: Measure Level (dBμV/m) = Reading Level (dBμV) + Factor (dB)

Factor (dB) = Cable Loss (dB) + Antenna Factor (dB/m) - Pre\_Amplifier Gain (dB)

Site: AC1	Time: 2019/01/16 - 07:37
Limit: FCC_Part15.209_RE(3m)	Engineer: Jone Zhang
Probe: BBHA9120D_1-18GHz	Polarity: Vertical
EUT: Communication Module	Power: DC 3.3V
Test Mode: Transmit by 802.11n-HT20 at Channel 5700MHz	

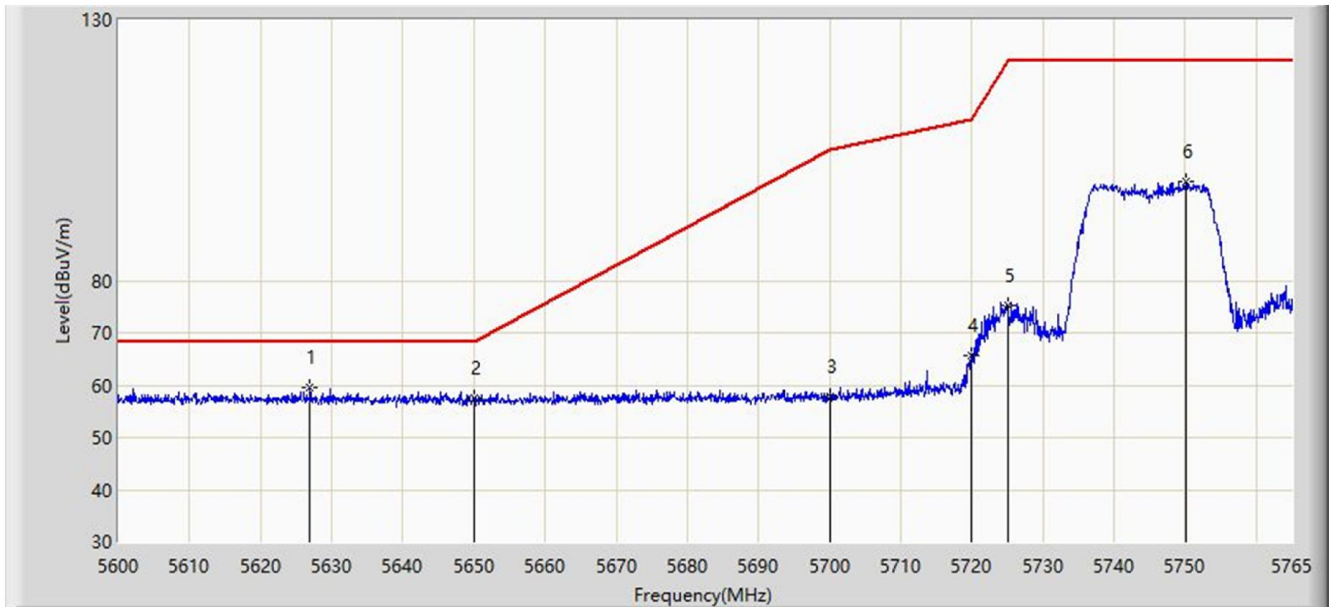


No	Flag	Mark	Frequency (MHz)	Measure Level (dBuV/m)	Reading Level (dBuV)	Over Limit (dB)	Limit (dBuV/m)	Factor (dB)	Type
1		*	5705.475	85.684	78.477	N/A	N/A	7.207	AV
2			5725.000	49.171	41.843	-4.829	54.000	7.328	AV

Note: Measure Level (dB $\mu$ V/m) = Reading Level (dB $\mu$ V) + Factor (dB)

Factor (dB) = Cable Loss (dB) + Antenna Factor (dB/m) - Pre\_Amplifier Gain (dB)

Site: AC1	Time: 2019/01/16 - 07:39
Limit: FCC_Part15.407_RE(3m)	Engineer: Jone Zhang
Probe: BBHA9120D_1-18GHz	Polarity: Horizontal
EUT: Communication Module	Power: DC 3.3V
Test Mode: Transmit by 802.11n-HT20 at Channel 5745MHz	

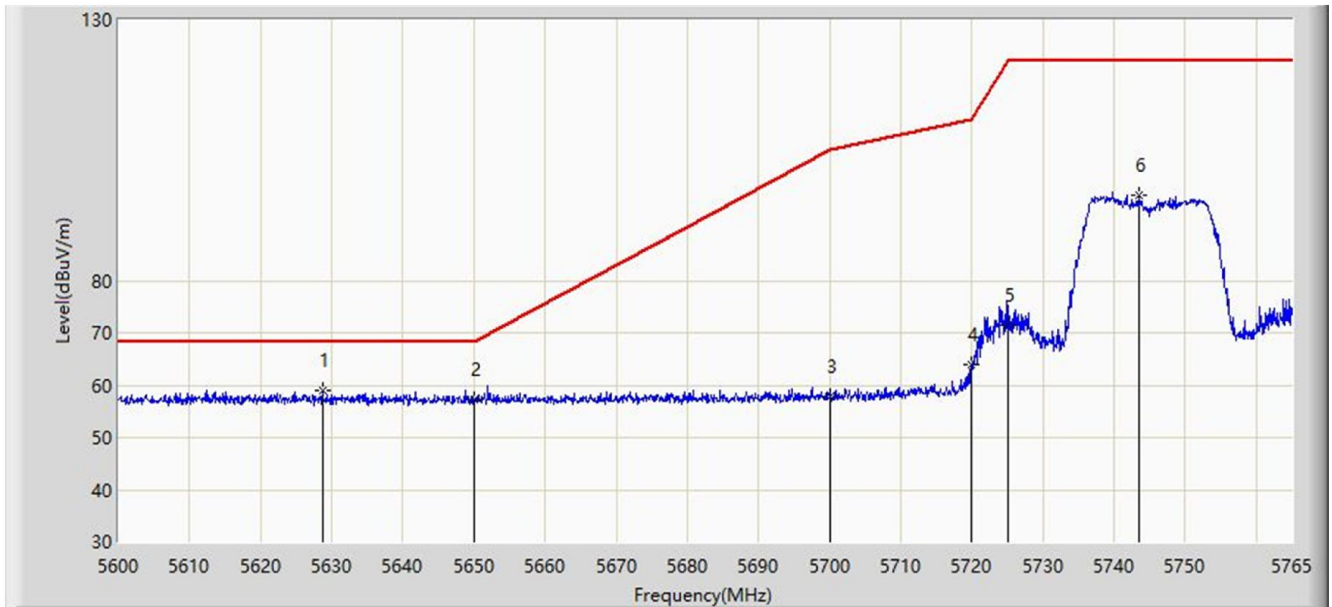


No	Flag	Mark	Frequency (MHz)	Measure Level (dBuV/m)	Reading Level (dBuV)	Over Limit (dB)	Limit (dBuV/m)	Factor (dB)	Type
1		*	5626.978	59.423	52.413	-8.777	68.200	7.010	PK
2			5650.000	57.549	50.544	-10.651	68.200	7.005	PK
3			5700.000	57.782	50.617	-47.418	105.200	7.165	PK
4			5720.000	65.669	58.370	-45.131	110.800	7.299	PK
5			5725.000	75.166	67.838	-47.034	122.200	7.328	PK
6			5750.067	98.852	91.444	N/A	N/A	7.409	PK

Note: Measure Level (dBμV/m) = Reading Level (dBμV) + Factor (dB)

Factor (dB) = Cable Loss (dB) + Antenna Factor (dB/m) - Pre\_Amplifier Gain (dB)

Site: AC1	Time: 2019/01/16 - 07:41
Limit: FCC_Part15.407_RE(3m)	Engineer: Jone Zhang
Probe: BBHA9120D_1-18GHz	Polarity: Vertical
EUT: Communication Module	Power: DC 3.3V
Test Mode: Transmit by 802.11n-HT20 at Channel 5745MHz	

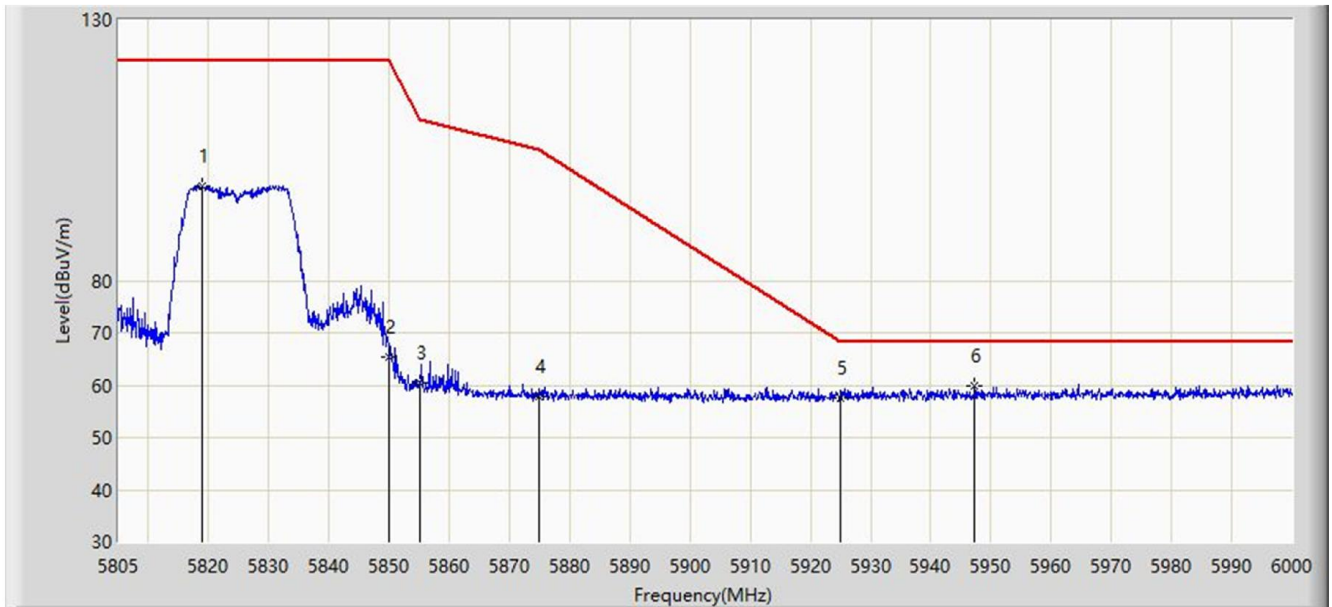


No	Flag	Mark	Frequency (MHz)	Measure Level (dBuV/m)	Reading Level (dBuV)	Over Limit (dB)	Limit (dBuV/m)	Factor (dB)	Type
1		*	5628.710	58.860	51.853	-9.340	68.200	7.006	PK
2			5650.000	57.127	50.122	-11.073	68.200	7.005	PK
3			5700.000	57.829	50.664	-47.371	105.200	7.165	PK
4			5720.000	64.031	56.732	-46.769	110.800	7.299	PK
5			5725.000	71.395	64.067	-50.805	122.200	7.328	PK
6			5743.467	96.364	88.960	N/A	N/A	7.404	PK

Note: Measure Level (dB $\mu$ V/m) = Reading Level (dB $\mu$ V) + Factor (dB)

Factor (dB) = Cable Loss (dB) + Antenna Factor (dB/m) - Pre\_Amplifier Gain (dB)

Site: AC1	Time: 2019/01/16 - 07:41
Limit: FCC_Part15.407_RE(3m)	Engineer: Jone Zhang
Probe: BBHA9120D_1-18GHz	Polarity: Horizontal
EUT: Communication Module	Power: DC 3.3V
Test Mode: Transmit by 802.11n-HT20 at Channel 5825MHz	

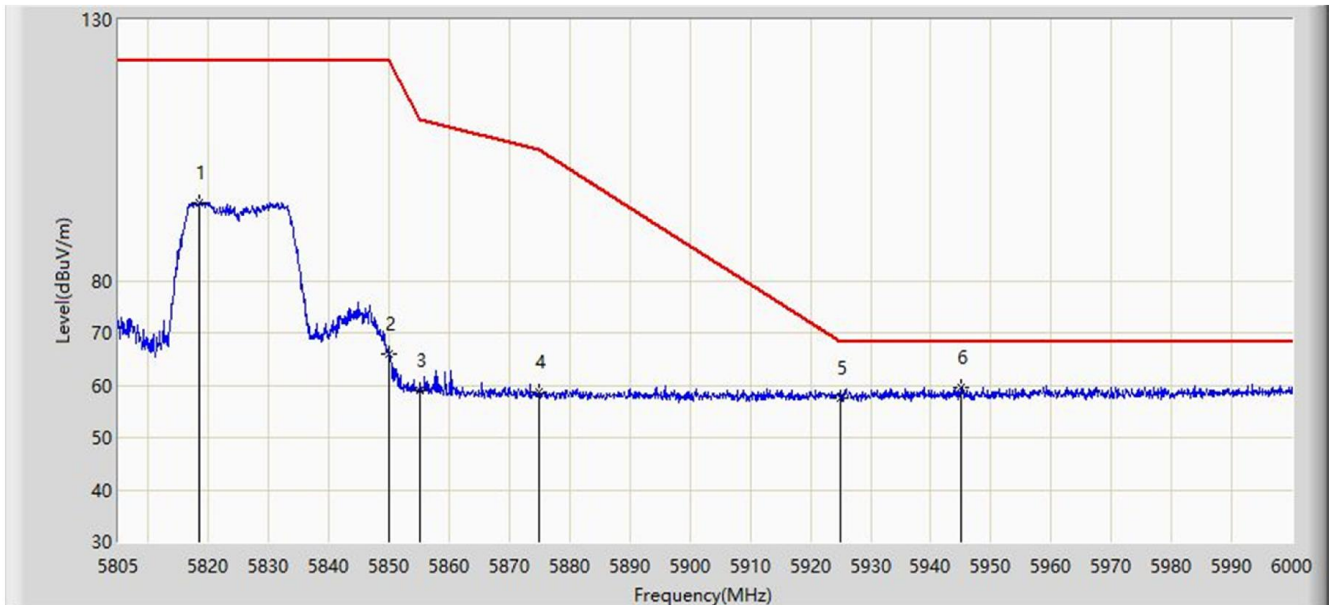


No	Flag	Mark	Frequency (MHz)	Measure Level (dBuV/m)	Reading Level (dBuV)	Over Limit (dB)	Limit (dBuV/m)	Factor (dB)	Type
1			5819.040	98.185	90.554	N/A	N/A	7.632	PK
2			5850.000	65.450	57.677	-56.750	122.200	7.774	PK
3			5855.000	60.476	52.700	-50.324	110.800	7.775	PK
4			5875.000	57.757	49.939	-47.443	105.200	7.818	PK
5			5925.000	57.678	49.859	-10.522	68.200	7.819	PK
6		*	5947.252	59.997	52.152	-8.203	68.200	7.845	PK

Note: Measure Level (dBμV/m) = Reading Level (dBμV) + Factor (dB)

Factor (dB) = Cable Loss (dB) + Antenna Factor (dB/m) - Pre\_Amplifier Gain (dB)

Site: AC1	Time: 2019/01/16 - 07:43
Limit: FCC_Part15.407_RE(3m)	Engineer: Jone Zhang
Probe: BBHA9120D_1-18GHz	Polarity: Vertical
EUT: Communication Module	Power: DC 3.3V
Test Mode: Transmit by 802.11n-HT20 at Channel 5825MHz	

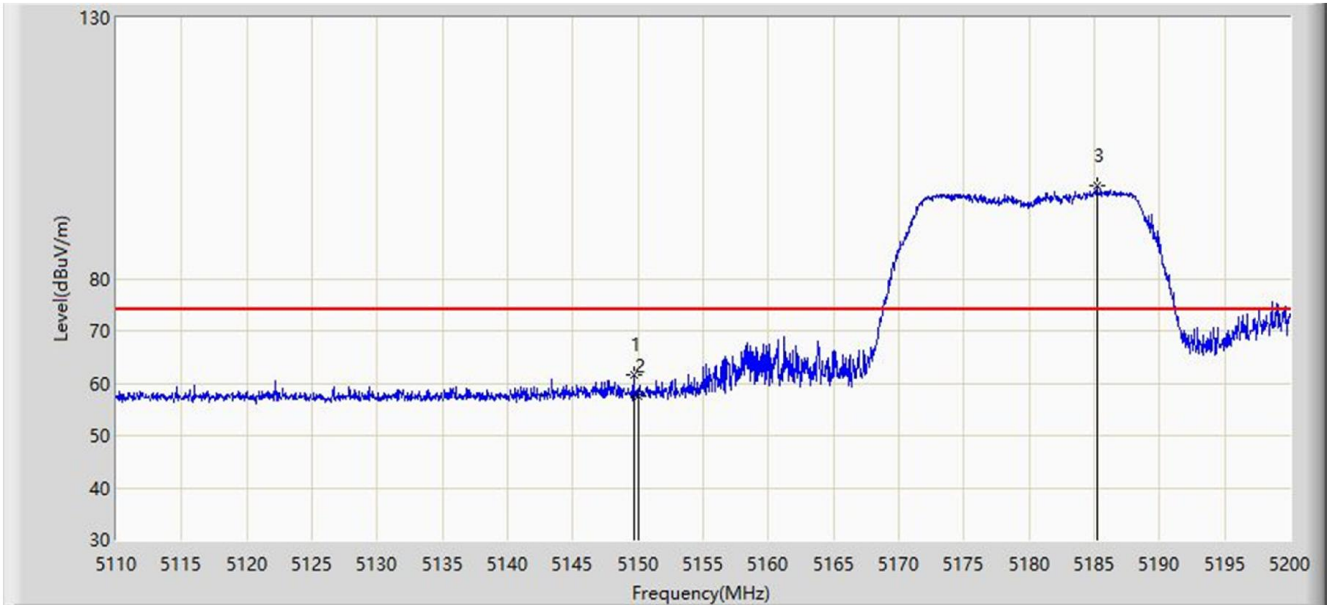


No	Flag	Mark	Frequency (MHz)	Measure Level (dBuV/m)	Reading Level (dBuV)	Over Limit (dB)	Limit (dBuV/m)	Factor (dB)	Type
1			5818.553	94.858	87.229	N/A	N/A	7.629	PK
2			5850.000	65.867	58.094	-56.333	122.200	7.774	PK
3			5855.000	59.000	51.224	-51.800	110.800	7.775	PK
4			5875.000	58.615	50.797	-46.585	105.200	7.818	PK
5			5925.000	57.651	49.832	-10.549	68.200	7.819	PK
6		*	5945.107	59.546	51.704	-8.654	68.200	7.843	PK

Note: Measure Level (dB $\mu$ V/m) = Reading Level (dB $\mu$ V) + Factor (dB)

Factor (dB) = Cable Loss (dB) + Antenna Factor (dB/m) - Pre\_Amplifier Gain (dB)

Site: AC1	Time: 2019/01/16 - 07:44
Limit: FCC_Part15.209_RE(3m)	Engineer: Jone Zhang
Probe: BBHA9120D_1-18GHz	Polarity: Horizontal
EUT: Communication Module	Power: DC 3.3V
Test Mode: Transmit by 802.11ac-VHT20 at Channel 5180MHz	



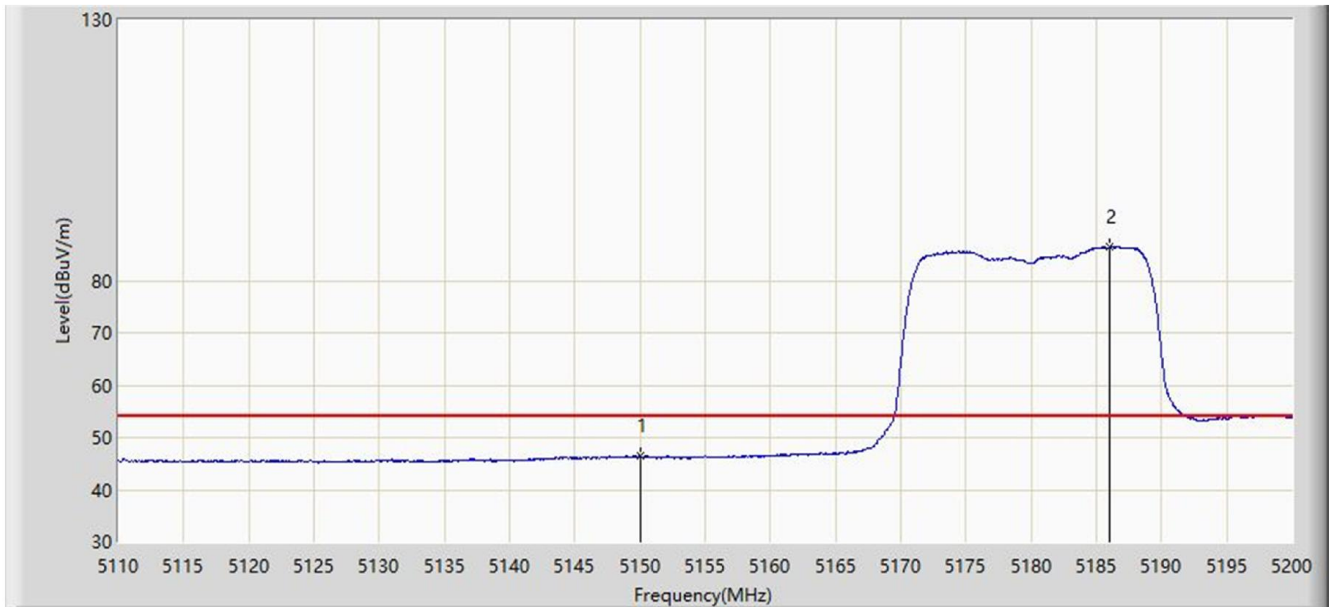
No	Flag	Mark	Frequency (MHz)	Measure Level (dBuV/m)	Reading Level (dBuV)	Over Limit (dB)	Limit (dBuV/m)	Factor (dB)	Type
1			5149.645	61.611	55.050	-12.389	74.000	6.561	PK
2			5150.000	57.446	50.884	-16.554	74.000	6.562	PK
3		*	5185.195	97.879	91.470	N/A	N/A	6.409	PK

Note: Measure Level (dBμV/m) = Reading Level (dBμV) + Factor (dB)

Factor (dB) = Cable Loss (dB) + Antenna Factor (dB/m) - Pre\_Amplifier Gain (dB)



Site: AC1	Time: 2019/01/16 - 07:48
Limit: FCC_Part15.209_RE(3m)	Engineer: Jone Zhang
Probe: BBHA9120D_1-18GHz	Polarity: Horizontal
EUT: Communication Module	Power: DC 3.3V
Test Mode: Transmit by 802.11ac-VHT20 at Channel 5180MHz	



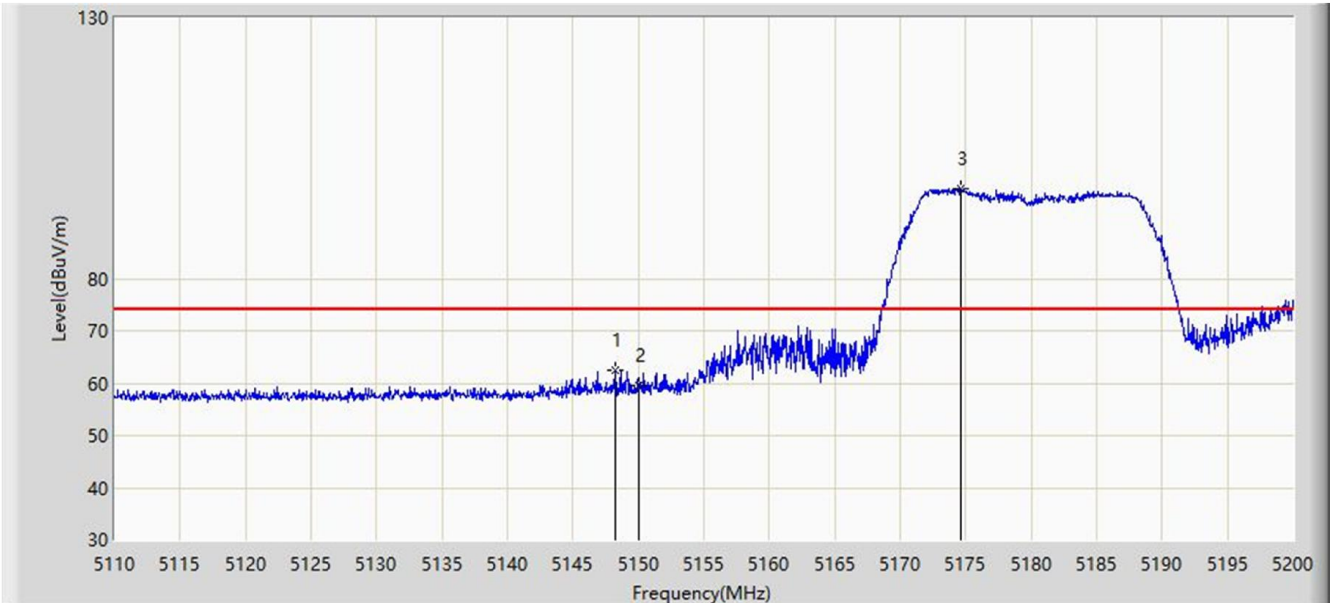
No	Flag	Mark	Frequency (MHz)	Measure Level (dBuV/m)	Reading Level (dBuV)	Over Limit (dB)	Limit (dBuV/m)	Factor (dB)	Type
1			5150.000	46.425	39.863	-7.575	54.000	6.562	AV
2		*	5186.050	86.415	80.011	N/A	N/A	6.405	AV

Note: Measure Level (dBμV/m) = Reading Level (dBμV) + Factor (dB)

Factor (dB) = Cable Loss (dB) + Antenna Factor (dB/m) - Pre\_Amplifier Gain (dB)



Site: AC1	Time: 2019/01/16 - 07:49
Limit: FCC_Part15.209_RE(3m)	Engineer: Jone Zhang
Probe: BBHA9120D_1-18GHz	Polarity: Vertical
EUT: Communication Module	Power: DC 3.3V
Test Mode: Transmit by 802.11ac-VHT20 at Channel 5180MHz	

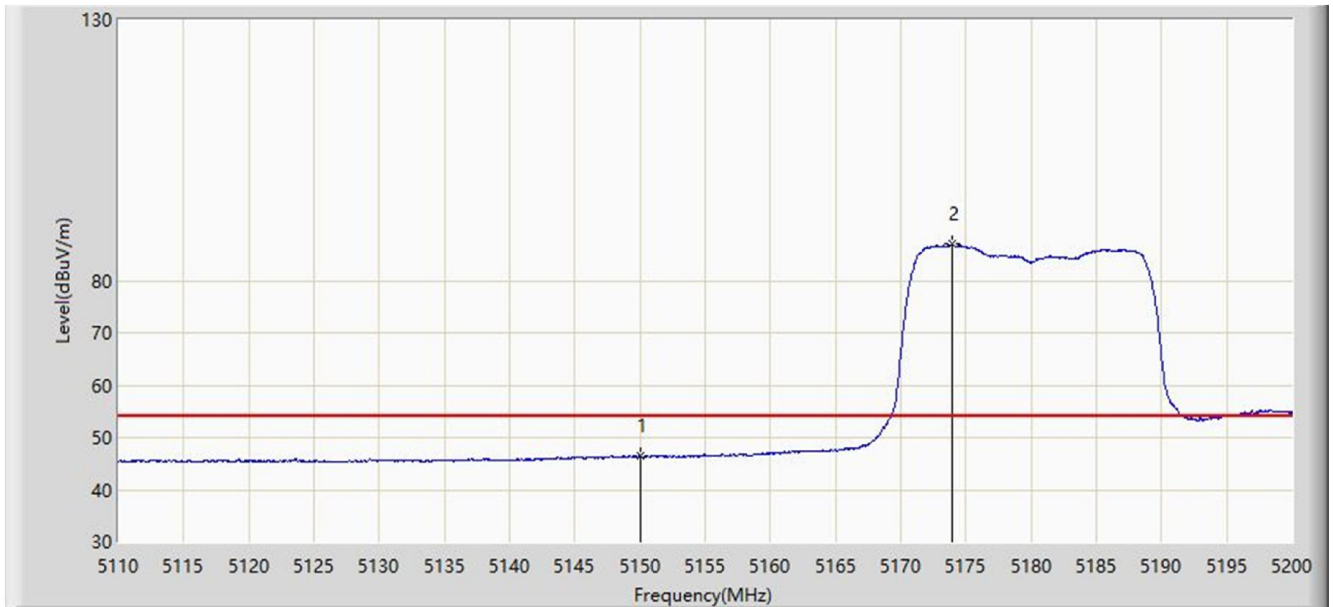


No	Flag	Mark	Frequency (MHz)	Measure Level (dBuV/m)	Reading Level (dBuV)	Over Limit (dB)	Limit (dBuV/m)	Factor (dB)	Type
1			5148.250	62.360	55.801	-11.640	74.000	6.558	PK
2			5150.000	59.503	52.941	-14.497	74.000	6.562	PK
3		*	5174.665	97.386	90.899	N/A	N/A	6.486	PK

Note: Measure Level (dB $\mu$ V/m) = Reading Level (dB $\mu$ V) + Factor (dB)

Factor (dB) = Cable Loss (dB) + Antenna Factor (dB/m) - Pre\_Amplifier Gain (dB)

Site: AC1	Time: 2019/01/16 - 07:50
Limit: FCC_Part15.209_RE(3m)	Engineer: Jone Zhang
Probe: BBHA9120D_1-18GHz	Polarity: Vertical
EUT: Communication Module	Power: DC 3.3V
Test Mode: Transmit by 802.11ac-VHT20 at Channel 5180MHz	

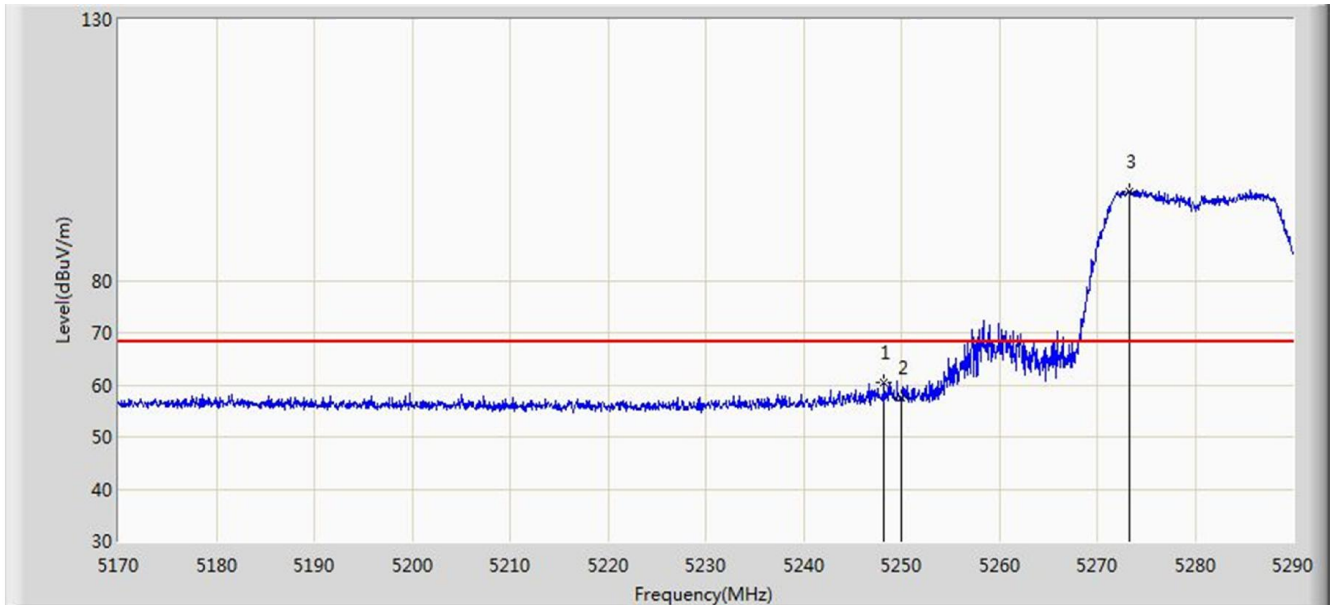


No	Flag	Mark	Frequency (MHz)	Measure Level (dBuV/m)	Reading Level (dBuV)	Over Limit (dB)	Limit (dBuV/m)	Factor (dB)	Type
1			5150.000	46.499	39.937	-7.501	54.000	6.562	AV
2		*	5173.900	86.997	80.504	N/A	N/A	6.493	AV

Note: Measure Level (dBμV/m) = Reading Level (dBμV) + Factor (dB)

Factor (dB) = Cable Loss (dB) + Antenna Factor (dB/m) - Pre\_Amplifier Gain (dB)

Site: AC1	Time: 2019/03/24 - 13:03
Limit: FCC_Part15.209_RSE(3m) 68.2	Engineer: Jone Zhang
Probe: BBHA9120D_1-18GHz	Polarity: Horizontal
EUT: Communication Module	Power: DC 3.3V
Note: Transmit by 802.11ac-VHT20 at Channel 5280MHz Power=72	

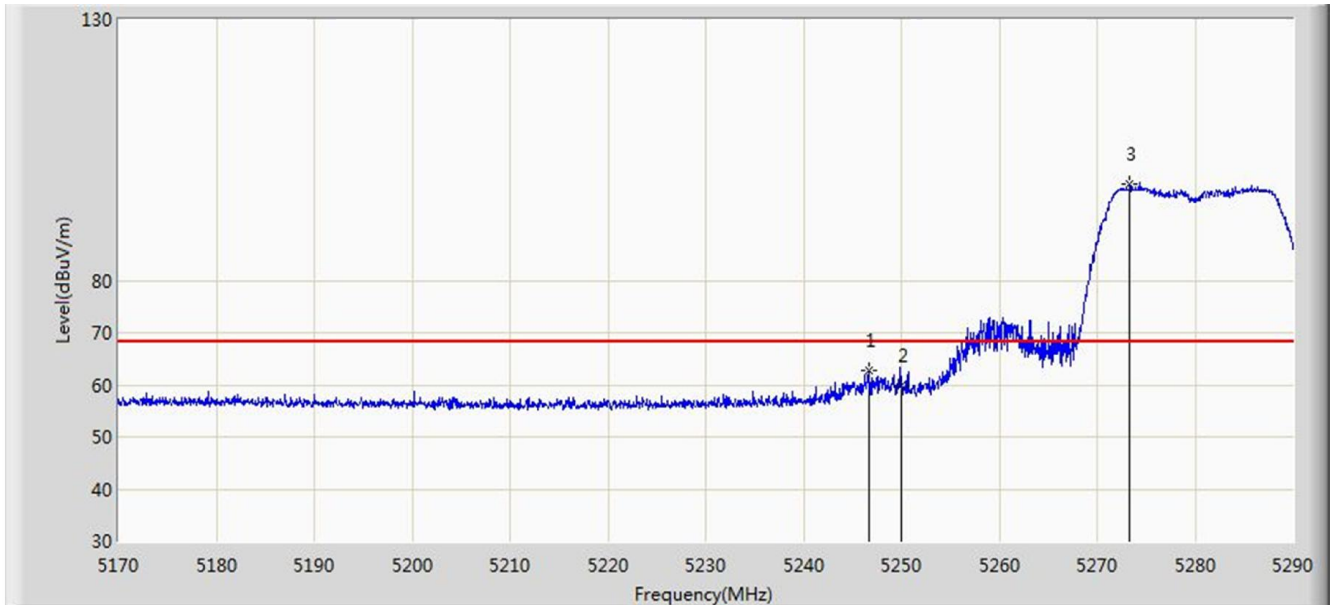


No	Flag	Mark	Frequency (MHz)	Measure Level (dBuV/m)	Reading Level (dBuV)	Over Limit (dB)	Limit (dBuV/m)	Factor (dB)	Type
1			5248.240	60.482	54.061	-7.718	68.200	6.421	PK
2			5250.000	57.414	50.984	-10.786	68.200	6.430	PK
3		*	5273.380	96.966	90.679	N/A	N/A	6.287	PK

Note: Measure Level (dB $\mu$ V/m) = Reading Level (dB $\mu$ V) + Factor (dB)

Factor (dB) = Cable Loss (dB) + Antenna Factor (dB/m) - Pre\_Amplifier Gain (dB)

Site: AC1	Time: 2019/03/24 - 13:06
Limit: FCC_Part15.209_RSE(3m) 68.2	Engineer: Jone Zhang
Probe: BBHA9120D_1-18GHz	Polarity: Vertical
EUT: Communication Module	Power: DC 3.3V
Note: Transmit by 802.11ac-VHT20 at Channel 5280MHz Power=72	

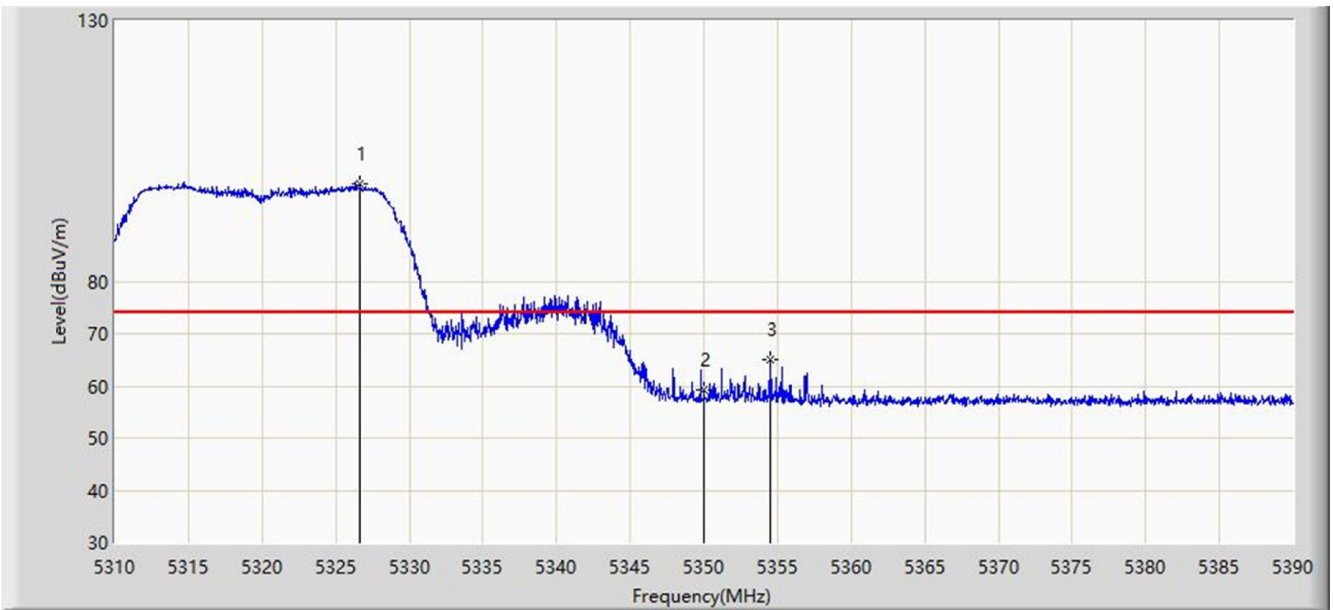


No	Flag	Mark	Frequency (MHz)	Measure Level (dBuV/m)	Reading Level (dBuV)	Over Limit (dB)	Limit (dBuV/m)	Factor (dB)	Type
1			5246.680	62.715	56.302	-5.485	68.200	6.412	PK
2			5250.000	59.991	53.561	-8.209	68.200	6.430	PK
3		*	5273.380	98.469	92.182	N/A	N/A	6.287	PK

Note: Measure Level (dB $\mu$ V/m) = Reading Level (dB $\mu$ V) + Factor (dB)

Factor (dB) = Cable Loss (dB) + Antenna Factor (dB/m) - Pre\_Amplifier Gain (dB)

Site: AC1	Time: 2019/01/16 - 07:51
Limit: FCC_Part15.209_RE(3m)	Engineer: Jone Zhang
Probe: BBHA9120D_1-18GHz	Polarity: Horizontal
EUT: Communication Module	Power: DC 3.3V
Test Mode: Transmit by 802.11ac-VHT20 at Channel 5320MHz	

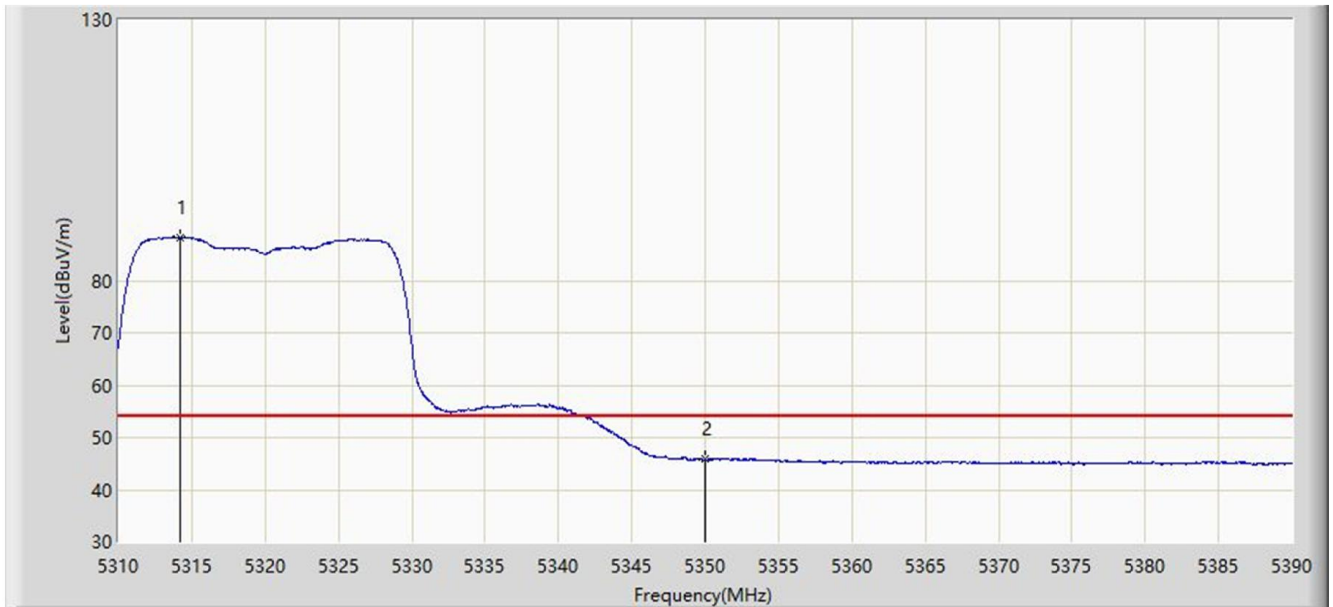


No	Flag	Mark	Frequency (MHz)	Measure Level (dBuV/m)	Reading Level (dBuV)	Over Limit (dB)	Limit (dBuV/m)	Factor (dB)	Type
1		*	5326.640	98.791	92.460	N/A	N/A	6.331	PK
2			5350.000	59.324	52.864	-14.676	74.000	6.460	PK
3			5354.560	64.937	58.457	-9.063	74.000	6.479	PK

Note: Measure Level (dB $\mu$ V/m) = Reading Level (dB $\mu$ V) + Factor (dB)

Factor (dB) = Cable Loss (dB) + Antenna Factor (dB/m) - Pre\_Amplifier Gain (dB)

Site: AC1	Time: 2019/01/16 - 07:54
Limit: FCC_Part15.209_RE(3m)	Engineer: Jone Zhang
Probe: BBHA9120D_1-18GHz	Polarity: Horizontal
EUT: Communication Module	Power: DC 3.3V
Test Mode: Transmit by 802.11ac-VHT20 at Channel 5320MHz	

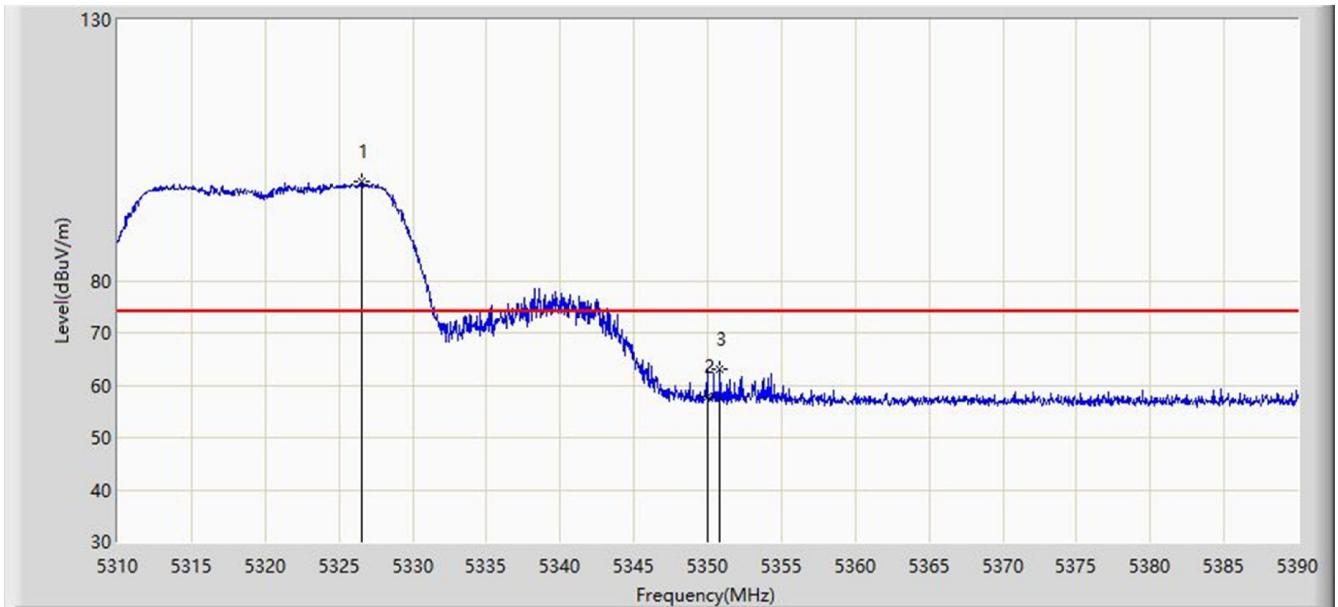


No	Flag	Mark	Frequency (MHz)	Measure Level (dBuV/m)	Reading Level (dBuV)	Over Limit (dB)	Limit (dBuV/m)	Factor (dB)	Type
1		*	5314.240	88.261	81.986	N/A	N/A	6.274	AV
2			5350.000	45.824	39.364	-8.176	54.000	6.460	AV

Note: Measure Level (dBμV/m) = Reading Level (dBμV) + Factor (dB)

Factor (dB) = Cable Loss (dB) + Antenna Factor (dB/m) - Pre\_Amplifier Gain (dB)

Site: AC1	Time: 2019/01/16 - 07:54
Limit: FCC_Part15.209_RE(3m)	Engineer: Jone Zhang
Probe: BBHA9120D_1-18GHz	Polarity: Vertical
EUT: Communication Module	Power: DC 3.3V
Test Mode: Transmit by 802.11ac-VHT20 at Channel 5320MHz	

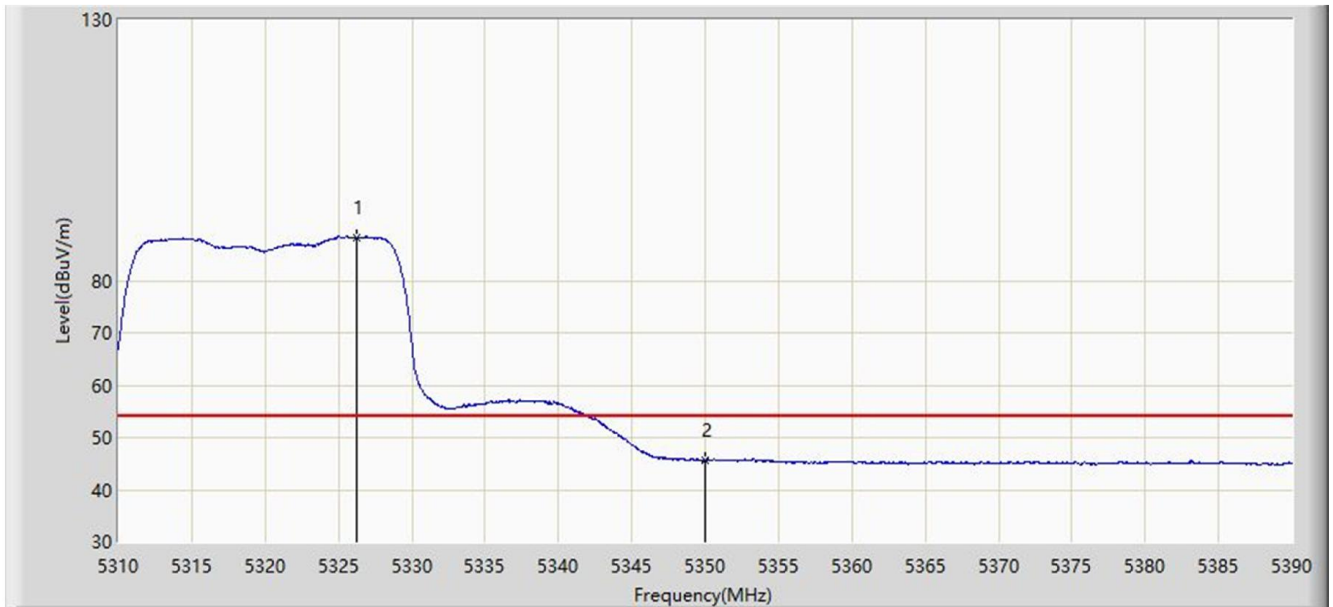


No	Flag	Mark	Frequency (MHz)	Measure Level (dBuV/m)	Reading Level (dBuV)	Over Limit (dB)	Limit (dBuV/m)	Factor (dB)	Type
1		*	5326.520	99.010	92.679	N/A	N/A	6.331	PK
2			5350.000	57.834	51.374	-16.166	74.000	6.460	PK
3			5350.840	62.951	56.487	-11.049	74.000	6.465	PK

Note: Measure Level (dB $\mu$ V/m) = Reading Level (dB $\mu$ V) + Factor (dB)

Factor (dB) = Cable Loss (dB) + Antenna Factor (dB/m) - Pre\_Amplifier Gain (dB)

Site: AC1	Time: 2019/01/16 - 07:55
Limit: FCC_Part15.209_RE(3m)	Engineer: Jone Zhang
Probe: BBHA9120D_1-18GHz	Polarity: Vertical
EUT: Communication Module	Power: DC 3.3V
Test Mode: Transmit by 802.11ac-VHT20 at Channel 5320MHz	



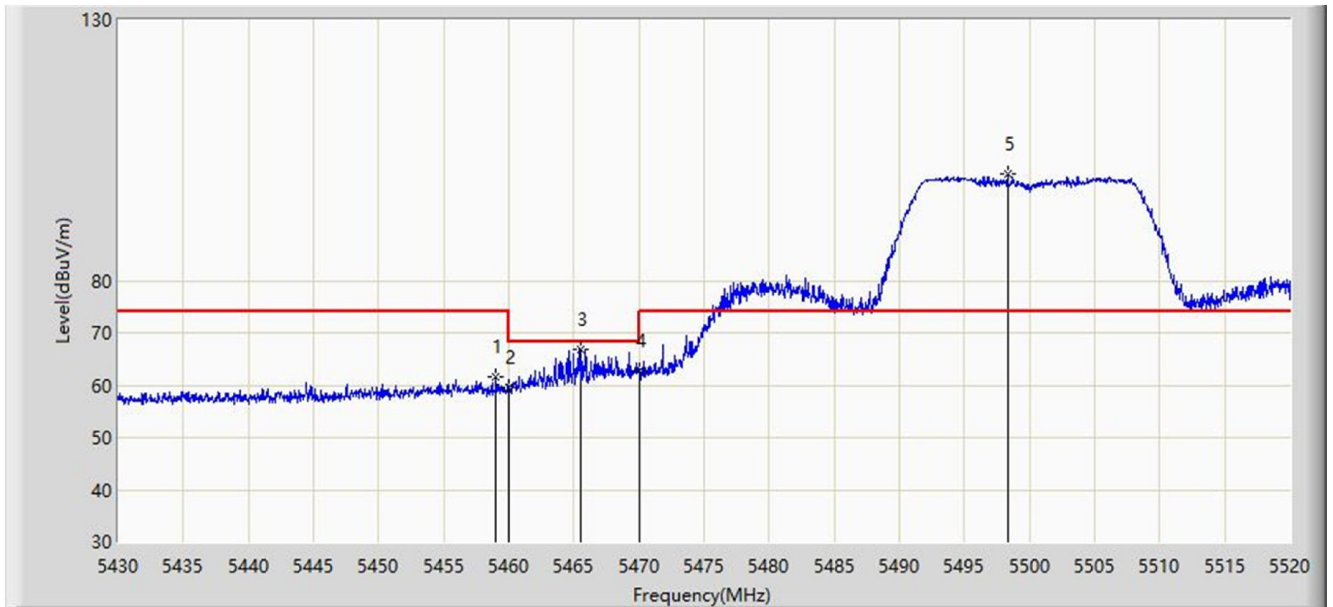
No	Flag	Mark	Frequency (MHz)	Measure Level (dBuV/m)	Reading Level (dBuV)	Over Limit (dB)	Limit (dBuV/m)	Factor (dB)	Type
1		*	5326.240	88.350	82.021	N/A	N/A	6.329	AV
2			5350.000	45.650	39.190	-8.350	54.000	6.460	AV

Note: Measure Level (dB $\mu$ V/m) = Reading Level (dB $\mu$ V) + Factor (dB)

Factor (dB) = Cable Loss (dB) + Antenna Factor (dB/m) - Pre\_Amplifier Gain (dB)



Site: AC1	Time: 2019/01/16 - 07:56
Limit: FCC_Part15.209_RE(3m)	Engineer: Jone Zhang
Probe: BBHA9120D_1-18GHz	Polarity: Horizontal
EUT: Communication Module	Power: DC 3.3V
Test Mode: Transmit by 802.11ac-VHT20 at Channel 5500MHz	

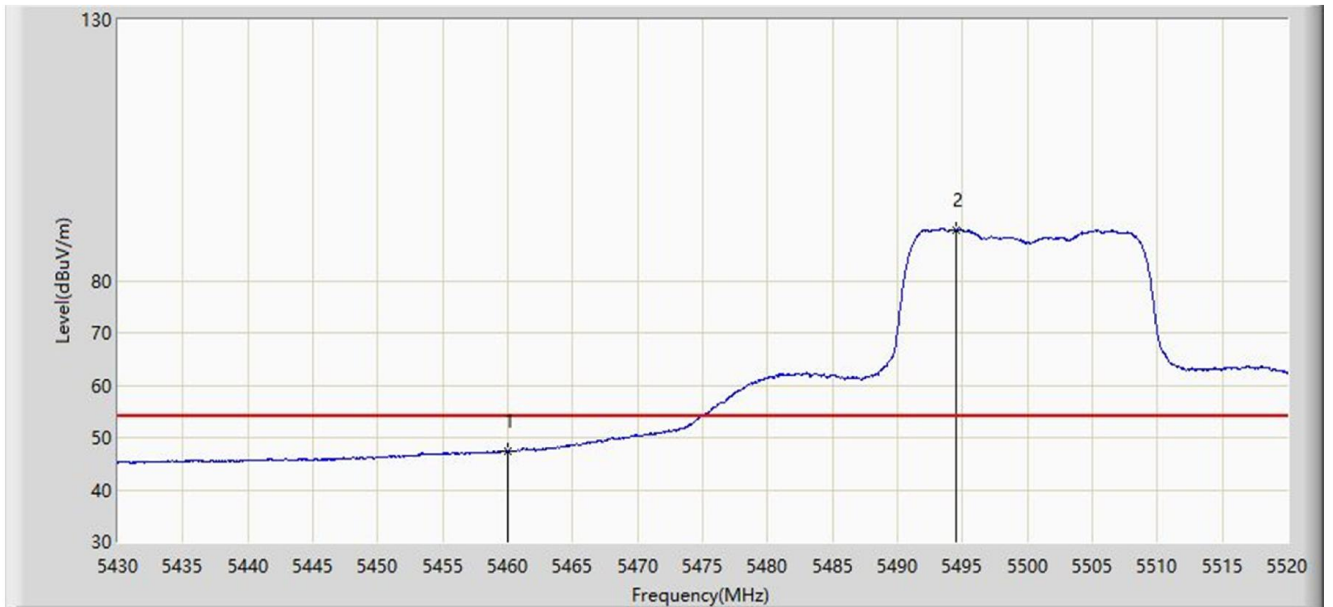


No	Flag	Mark	Frequency (MHz)	Measure Level (dBuV/m)	Reading Level (dBuV)	Over Limit (dB)	Limit (dBuV/m)	Factor (dB)	Type
1			5459.025	61.472	54.674	-12.528	74.000	6.798	PK
2			5460.000	59.611	52.809	-14.389	74.000	6.802	PK
3			5465.550	66.846	60.020	-1.354	68.200	6.826	PK
4			5470.000	62.898	56.053	-5.302	68.200	6.845	PK
5		*	5498.310	100.468	93.646	N/A	N/A	6.822	PK

Note: Measure Level (dB $\mu$ V/m) = Reading Level (dB $\mu$ V) + Factor (dB)

Factor (dB) = Cable Loss (dB) + Antenna Factor (dB/m) - Pre\_Amplifier Gain (dB)

Site: AC1	Time: 2019/01/16 - 07:57
Limit: FCC_Part15.209_RE(3m)	Engineer: Jone Zhang
Probe: BBHA9120D_1-18GHz	Polarity: Horizontal
EUT: Communication Module	Power: DC 3.3V
Test Mode: Transmit by 802.11ac-VHT20 at Channel 5500MHz	

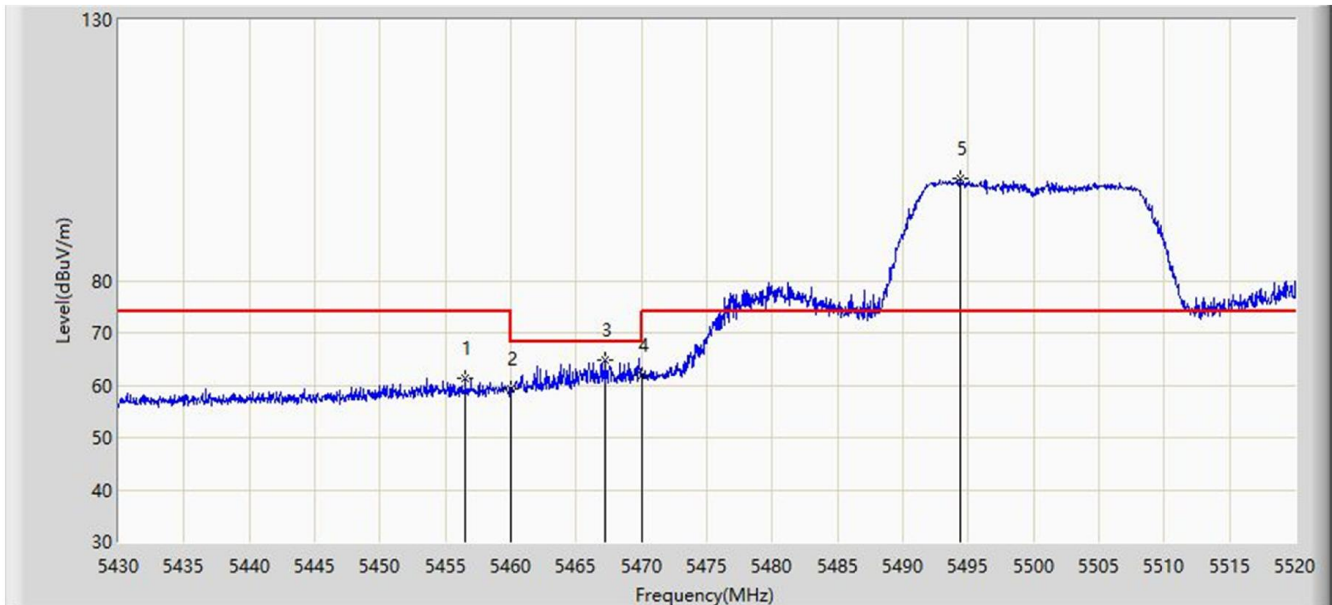


No	Flag	Mark	Frequency (MHz)	Measure Level (dBuV/m)	Reading Level (dBuV)	Over Limit (dB)	Limit (dBuV/m)	Factor (dB)	Type
1			5460.000	47.436	40.634	-6.564	54.000	6.802	AV
2		*	5494.485	89.816	82.987	N/A	N/A	6.829	AV

Note: Measure Level (dBμV/m) = Reading Level (dBμV) + Factor (dB)

Factor (dB) = Cable Loss (dB) + Antenna Factor (dB/m) - Pre\_Amplifier Gain (dB)

Site: AC1	Time: 2019/01/16 - 07:59
Limit: FCC_Part15.209_RE(3m)	Engineer: Jone Zhang
Probe: BBHA9120D_1-18GHz	Polarity: Vertical
EUT: Communication Module	Power: DC 3.3V
Test Mode: Transmit by 802.11ac-VHT20 at Channel 5500MHz	

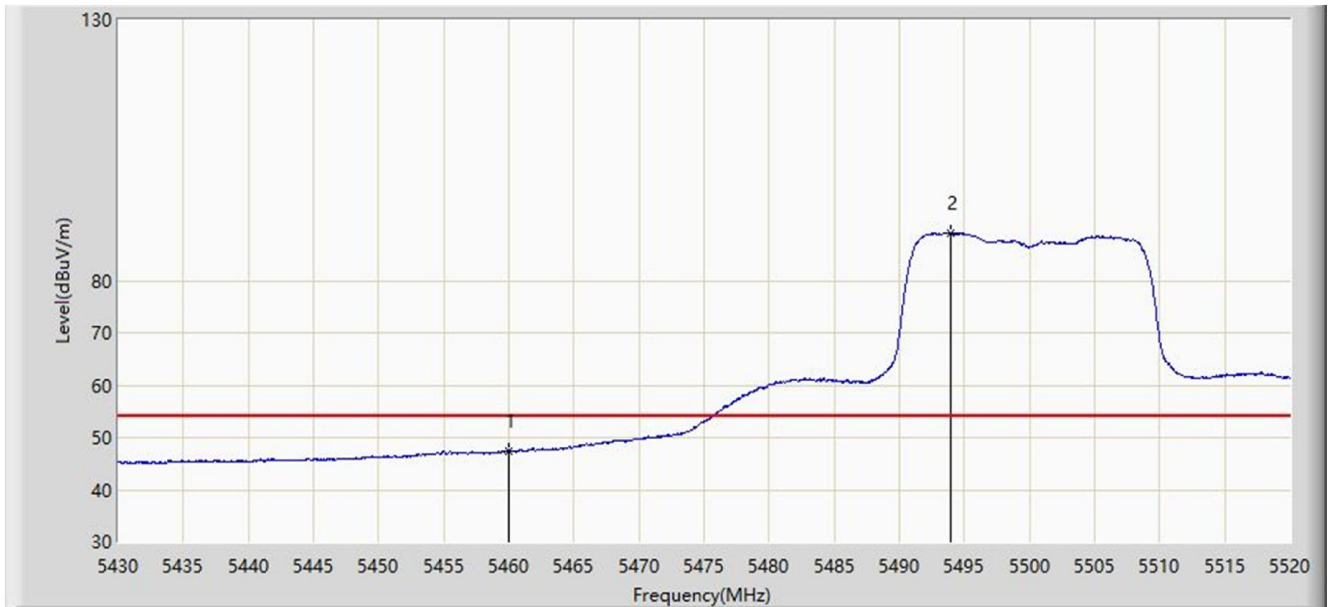


No	Flag	Mark	Frequency (MHz)	Measure Level (dBuV/m)	Reading Level (dBuV)	Over Limit (dB)	Limit (dBuV/m)	Factor (dB)	Type
1			5456.505	61.350	54.563	-12.650	74.000	6.786	PK
2			5460.000	59.244	52.442	-14.756	74.000	6.802	PK
3			5467.215	64.704	57.871	-3.496	68.200	6.832	PK
4			5470.000	62.022	55.177	-6.178	68.200	6.845	PK
5		*	5494.440	99.451	92.622	N/A	N/A	6.829	PK

Note: Measure Level (dBμV/m) = Reading Level (dBμV) + Factor (dB)

Factor (dB) = Cable Loss (dB) + Antenna Factor (dB/m) - Pre\_Amplifier Gain (dB)

Site: AC1	Time: 2019/01/16 - 08:00
Limit: FCC_Part15.209_RE(3m)	Engineer: Jone Zhang
Probe: BBHA9120D_1-18GHz	Polarity: Vertical
EUT: Communication Module	Power: DC 3.3V
Test Mode: Transmit by 802.11ac-VHT20 at Channel 5500MHz	

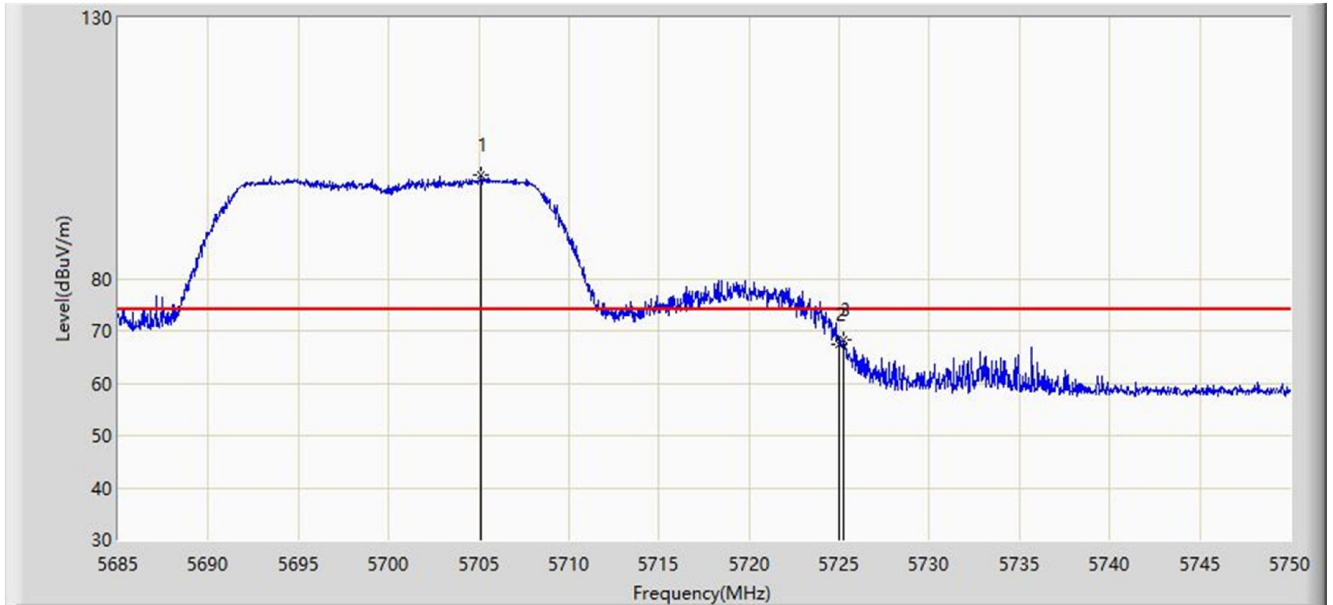


No	Flag	Mark	Frequency (MHz)	Measure Level (dBuV/m)	Reading Level (dBuV)	Over Limit (dB)	Limit (dBuV/m)	Factor (dB)	Type
1			5460.000	47.526	40.724	-6.474	54.000	6.802	AV
2		*	5493.945	89.169	82.340	N/A	N/A	6.830	AV

Note: Measure Level (dBμV/m) = Reading Level (dBμV) + Factor (dB)

Factor (dB) = Cable Loss (dB) + Antenna Factor (dB/m) - Pre\_Amplifier Gain (dB)

Site: AC1	Time: 2019/01/16 - 08:01
Limit: FCC_Part15.209_RE(3m)	Engineer: Jone Zhang
Probe: BBHA9120D_1-18GHz	Polarity: Horizontal
EUT: Communication Module	Power: DC 3.3V
Test Mode: Transmit by 802.11ac-VHT20 at Channel 5700MHz	

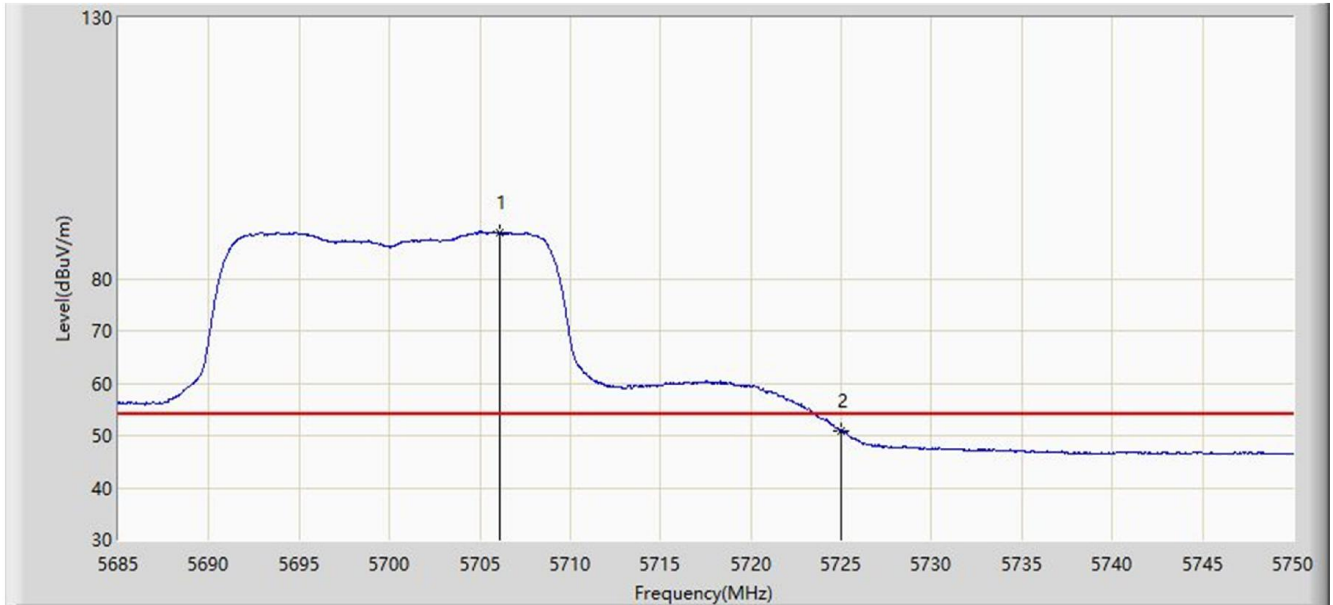


No	Flag	Mark	Frequency (MHz)	Measure Level (dBuV/m)	Reading Level (dBuV)	Over Limit (dB)	Limit (dBuV/m)	Factor (dB)	Type
1		*	5705.118	99.958	92.754	N/A	N/A	7.203	PK
2			5725.000	67.423	60.095	-6.577	74.000	7.328	PK
3			5725.235	68.163	60.834	-5.837	74.000	7.329	PK

Note: Measure Level (dBμV/m) = Reading Level (dBμV) + Factor (dB)

Factor (dB) = Cable Loss (dB) + Antenna Factor (dB/m) - Pre\_Amplifier Gain (dB)

Site: AC1	Time: 2019/01/16 - 08:03
Limit: FCC_Part15.209_RE(3m)	Engineer: Jone Zhang
Probe: BBHA9120D_1-18GHz	Polarity: Horizontal
EUT: Communication Module	Power: DC 3.3V
Test Mode: Transmit by 802.11ac-VHT20 at Channel 5700MHz	

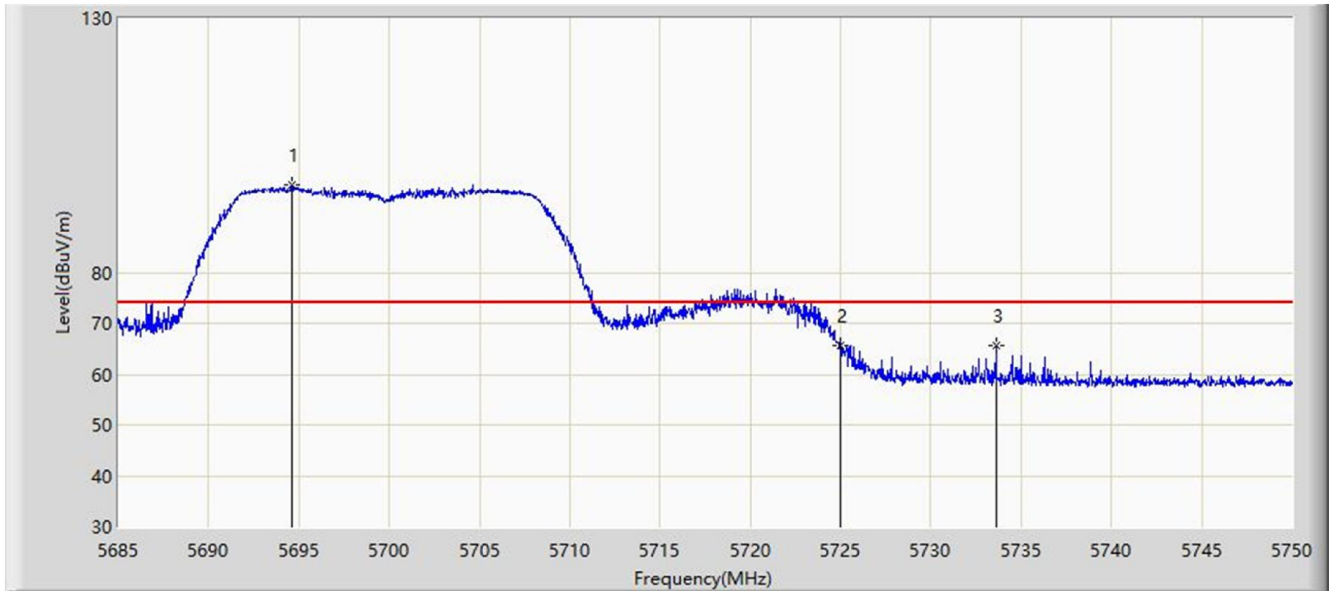


No	Flag	Mark	Frequency (MHz)	Measure Level (dBuV/m)	Reading Level (dBuV)	Over Limit (dB)	Limit (dBuV/m)	Factor (dB)	Type
1		*	5706.092	88.909	81.697	N/A	N/A	7.212	AV
2			5725.000	51.007	43.679	-2.993	54.000	7.328	AV

Note: Measure Level (dBμV/m) = Reading Level (dBμV) + Factor (dB)

Factor (dB) = Cable Loss (dB) + Antenna Factor (dB/m) - Pre\_Amplifier Gain (dB)

Site: AC1	Time: 2019/01/16 - 08:04
Limit: FCC_Part15.209_RE(3m)	Engineer: Jone Zhang
Probe: BBHA9120D_1-18GHz	Polarity: Vertical
EUT: Communication Module	Power: DC 3.3V
Test Mode: Transmit by 802.11ac-VHT20 at Channel 5700MHz	

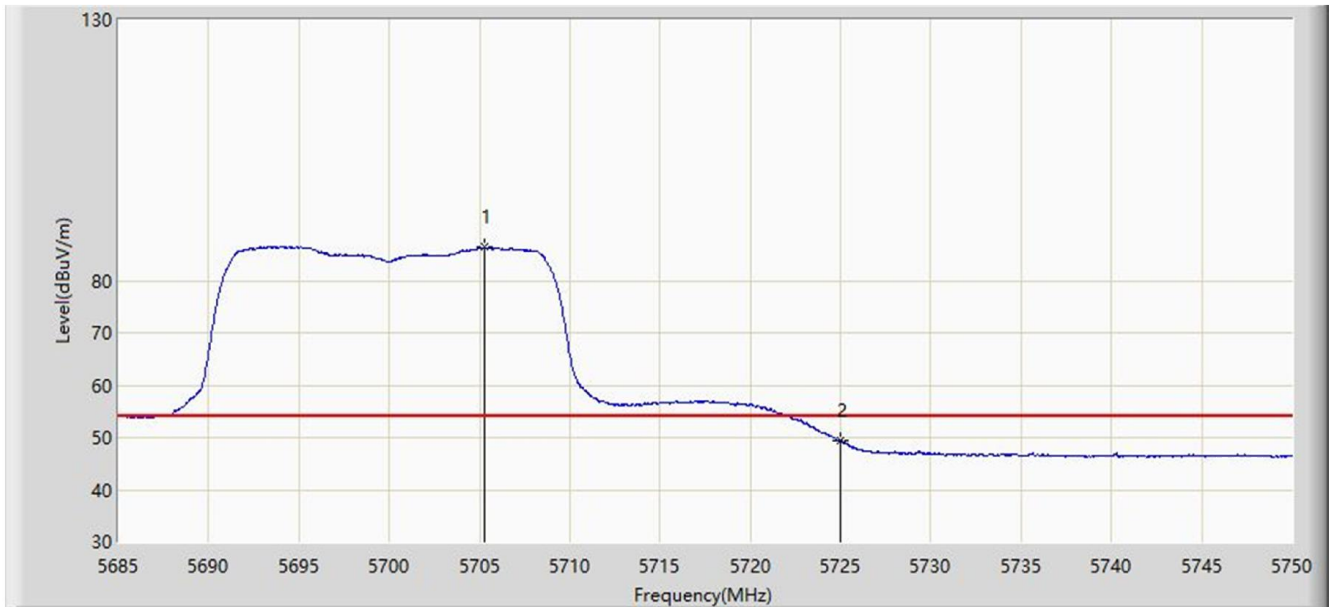


No	Flag	Mark	Frequency (MHz)	Measure Level (dBuV/m)	Reading Level (dBuV)	Over Limit (dB)	Limit (dBuV/m)	Factor (dB)	Type
1		*	5694.587	97.134	90.005	N/A	N/A	7.130	PK
2			5725.000	65.701	58.373	-8.299	74.000	7.328	PK
3			5733.620	65.779	58.413	-8.221	74.000	7.365	PK

Note: Measure Level (dBμV/m) = Reading Level (dBμV) + Factor (dB)

Factor (dB) = Cable Loss (dB) + Antenna Factor (dB/m) - Pre\_Amplifier Gain (dB)

Site: AC1	Time: 2019/01/16 - 08:04
Limit: FCC_Part15.209_RE(3m)	Engineer: Jone Zhang
Probe: BBHA9120D_1-18GHz	Polarity: Vertical
EUT: Communication Module	Power: DC 3.3V
Test Mode: Transmit by 802.11ac-VHT20 at Channel 5700MHz	



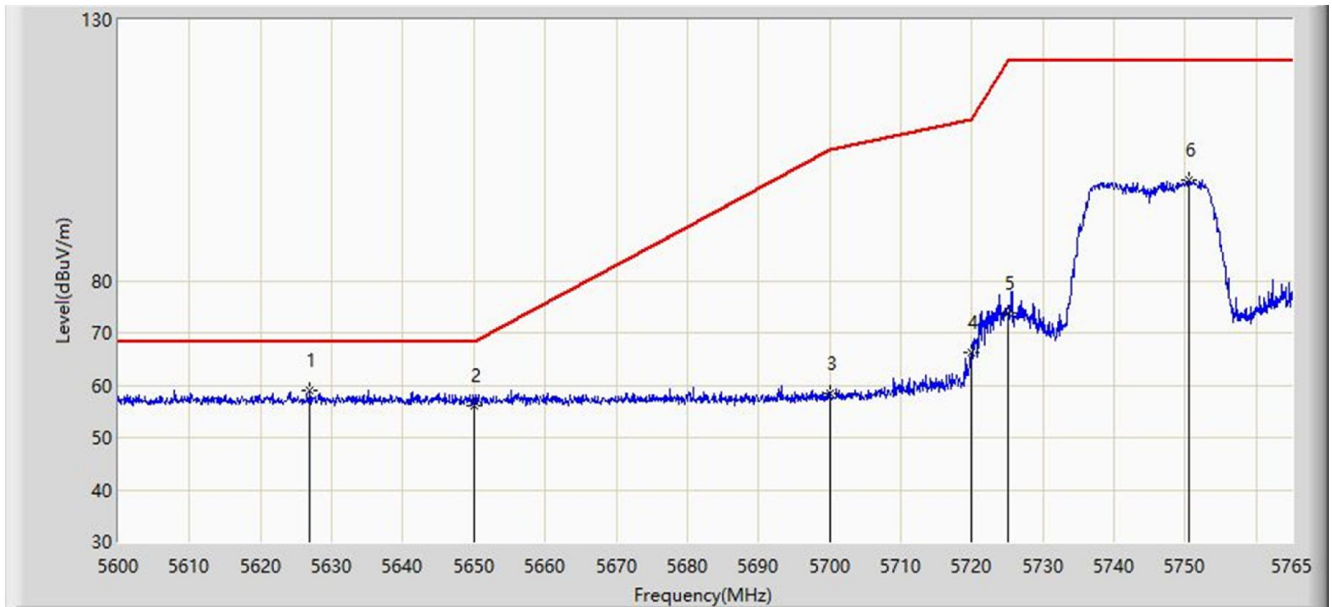
No	Flag	Mark	Frequency (MHz)	Measure Level (dBuV/m)	Reading Level (dBuV)	Over Limit (dB)	Limit (dBuV/m)	Factor (dB)	Type
1		*	5705.280	86.405	79.200	N/A	N/A	7.206	AV
2			5725.000	49.354	42.026	-4.646	54.000	7.328	AV

Note: Measure Level (dBμV/m) = Reading Level (dBμV) + Factor (dB)

Factor (dB) = Cable Loss (dB) + Antenna Factor (dB/m) - Pre\_Amplifier Gain (dB)



Site: AC1	Time: 2019/01/16 - 08:06
Limit: FCC_Part15.407_RE(3m)	Engineer: Jone Zhang
Probe: BBHA9120D_1-18GHz	Polarity: Horizontal
EUT: Communication Module	Power: DC 3.3V
Test Mode: Transmit by 802.11ac-VHT20 at Channel 5745MHz	

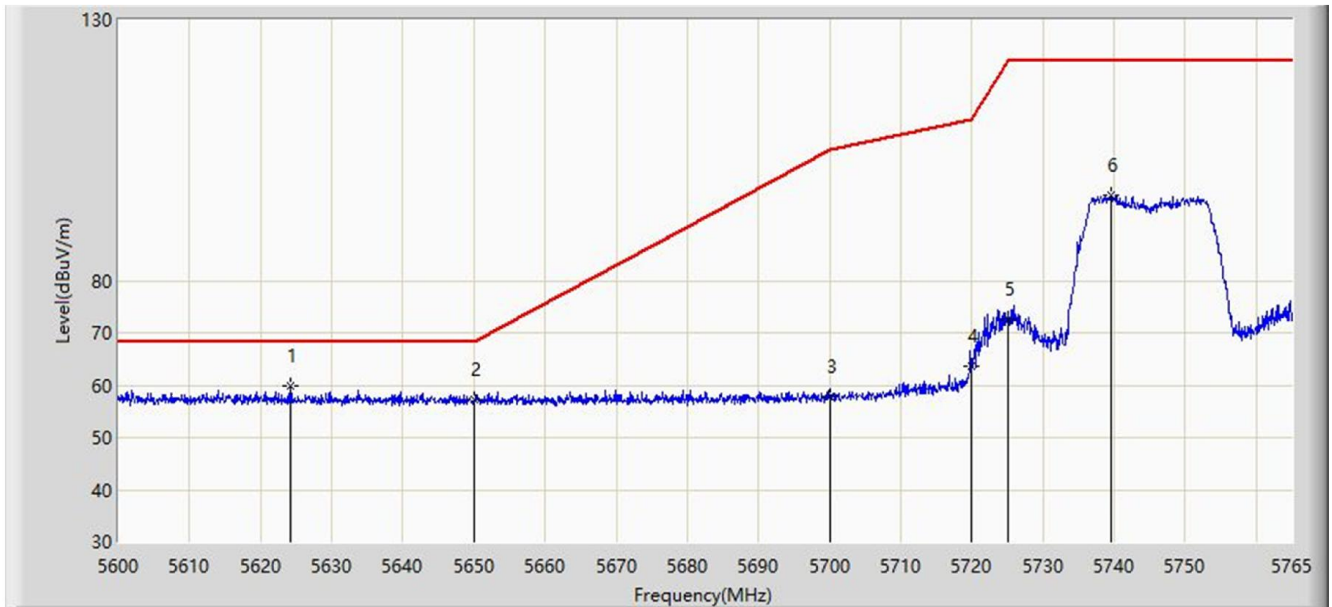


No	Flag	Mark	Frequency (MHz)	Measure Level (dBuV/m)	Reading Level (dBuV)	Over Limit (dB)	Limit (dBuV/m)	Factor (dB)	Type
1		*	5626.978	59.127	52.117	-9.073	68.200	7.010	PK
2			5650.000	56.140	49.135	-12.060	68.200	7.005	PK
3			5700.000	58.449	51.284	-46.751	105.200	7.165	PK
4			5720.000	66.212	58.913	-44.588	110.800	7.299	PK
5			5725.000	73.764	66.436	-48.436	122.200	7.328	PK
6			5750.480	99.338	91.929	N/A	N/A	7.409	PK

Note: Measure Level (dBμV/m) = Reading Level (dBμV) + Factor (dB)

Factor (dB) = Cable Loss (dB) + Antenna Factor (dB/m) - Pre\_Amplifier Gain (dB)

Site: AC1	Time: 2019/01/16 - 08:15
Limit: FCC_Part15.407_RE(3m)	Engineer: Jone Zhang
Probe: BBHA9120D_1-18GHz	Polarity: Vertical
EUT: Communication Module	Power: DC 3.3V
Test Mode: Transmit by 802.11ac-VHT20 at Channel 5745MHz	

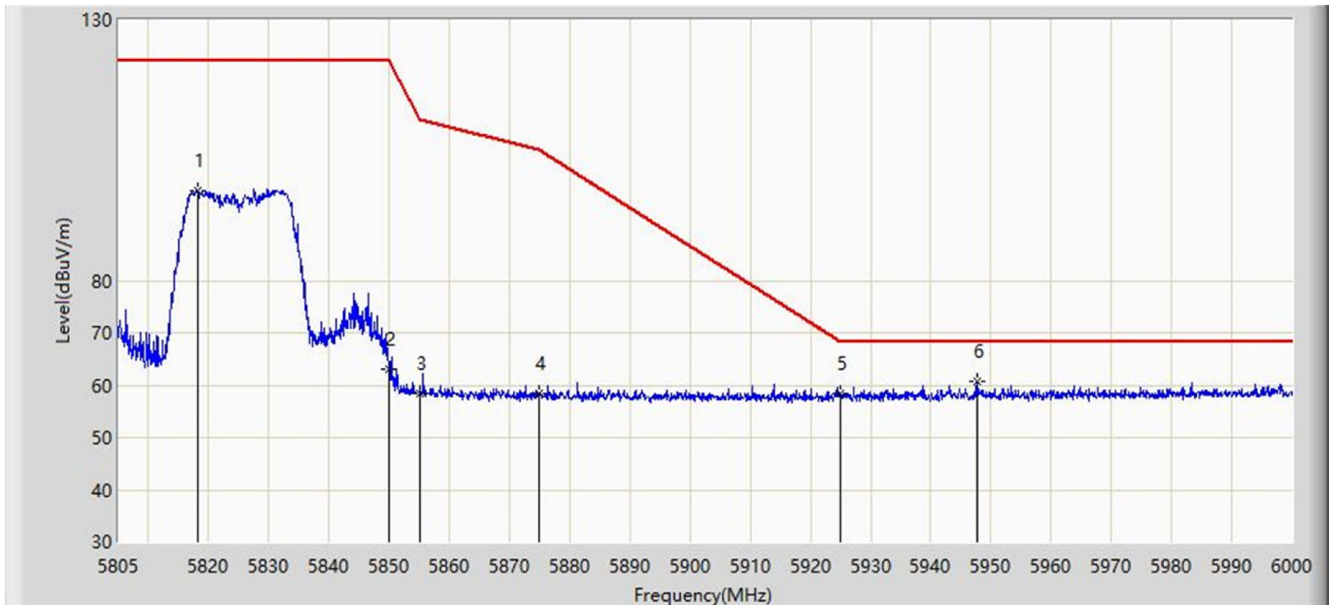


No	Flag	Mark	Frequency (MHz)	Measure Level (dBuV/m)	Reading Level (dBuV)	Over Limit (dB)	Limit (dBuV/m)	Factor (dB)	Type
1		*	5624.255	59.813	52.799	-8.387	68.200	7.014	PK
2			5650.000	57.281	50.276	-10.919	68.200	7.005	PK
3			5700.000	57.925	50.760	-47.275	105.200	7.165	PK
4			5720.000	63.509	56.210	-47.291	110.800	7.299	PK
5			5725.000	72.665	65.337	-49.535	122.200	7.328	PK
6			5739.590	96.353	88.963	N/A	N/A	7.390	PK

Note: Measure Level (dBμV/m) = Reading Level (dBμV) + Factor (dB)

Factor (dB) = Cable Loss (dB) + Antenna Factor (dB/m) - Pre\_Amplifier Gain (dB)

Site: AC1	Time: 2019/01/16 - 08:17
Limit: FCC_Part15.407_RE(3m)	Engineer: Jone Zhang
Probe: BBHA9120D_1-18GHz	Polarity: Horizontal
EUT: Communication Module	Power: DC 3.3V
Test Mode: Transmit by 802.11ac-VHT20 at Channel 5825MHz	

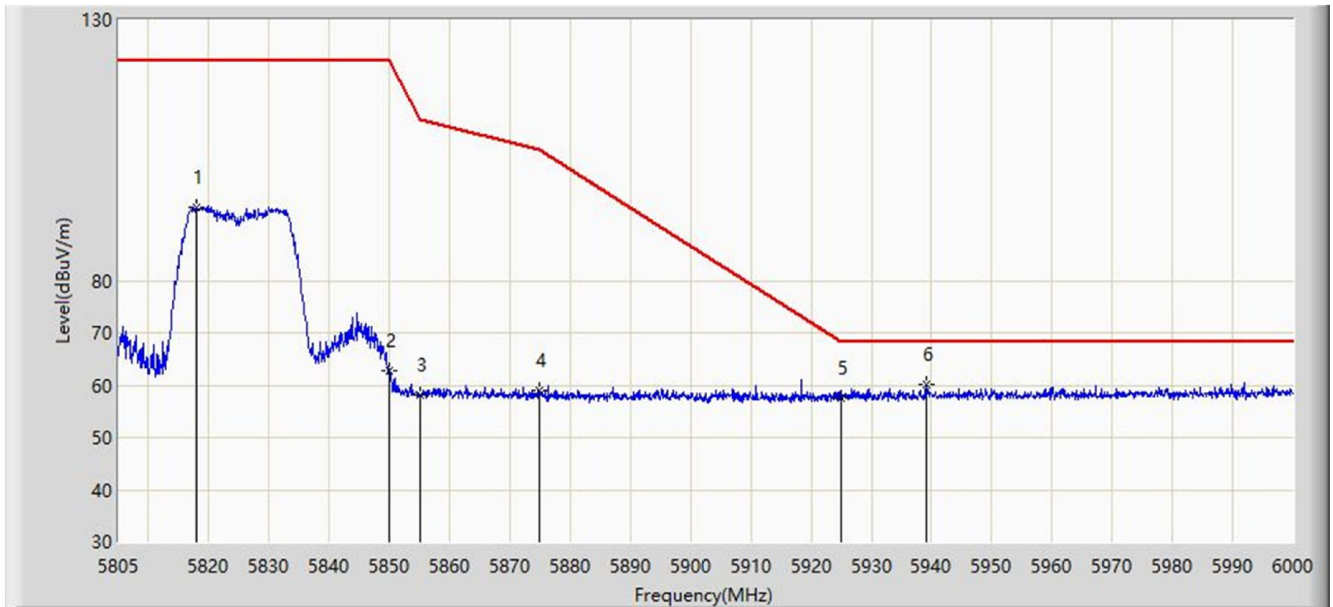


No	Flag	Mark	Frequency (MHz)	Measure Level (dBuV/m)	Reading Level (dBuV)	Over Limit (dB)	Limit (dBuV/m)	Factor (dB)	Type
1			5818.163	97.275	89.648	N/A	N/A	7.628	PK
2			5850.000	63.058	55.285	-59.142	122.200	7.774	PK
3			5855.000	58.397	50.621	-52.403	110.800	7.775	PK
4			5875.000	58.310	50.492	-46.890	105.200	7.818	PK
5			5925.000	58.261	50.442	-9.939	68.200	7.819	PK
6		*	5947.643	60.658	52.813	-7.542	68.200	7.844	PK

Note: Measure Level (dB $\mu$ V/m) = Reading Level (dB $\mu$ V) + Factor (dB)

Factor (dB) = Cable Loss (dB) + Antenna Factor (dB/m) - Pre\_Amplifier Gain (dB)

Site: AC1	Time: 2019/01/16 - 08:18
Limit: FCC_Part15.407_RE(3m)	Engineer: Jone Zhang
Probe: BBHA9120D_1-18GHz	Polarity: Vertical
EUT: Communication Module	Power: DC 3.3V
Test Mode: Transmit by 802.11ac-VHT20 at Channel 5825MHz	



No	Flag	Mark	Frequency (MHz)	Measure Level (dBuV/m)	Reading Level (dBuV)	Over Limit (dB)	Limit (dBuV/m)	Factor (dB)	Type
1			5818.065	94.156	86.529	N/A	N/A	7.626	PK
2			5850.000	62.833	55.060	-59.367	122.200	7.774	PK
3			5855.000	58.069	50.293	-52.731	110.800	7.775	PK
4			5875.000	58.924	51.106	-46.276	105.200	7.818	PK
5			5925.000	57.585	49.766	-10.615	68.200	7.819	PK
6		*	5939.062	60.048	52.214	-8.152	68.200	7.834	PK

Note: Measure Level (dBμV/m) = Reading Level (dBμV) + Factor (dB)

Factor (dB) = Cable Loss (dB) + Antenna Factor (dB/m) - Pre\_Amplifier Gain (dB)

## 6.10. AC Conducted Emissions Measurement

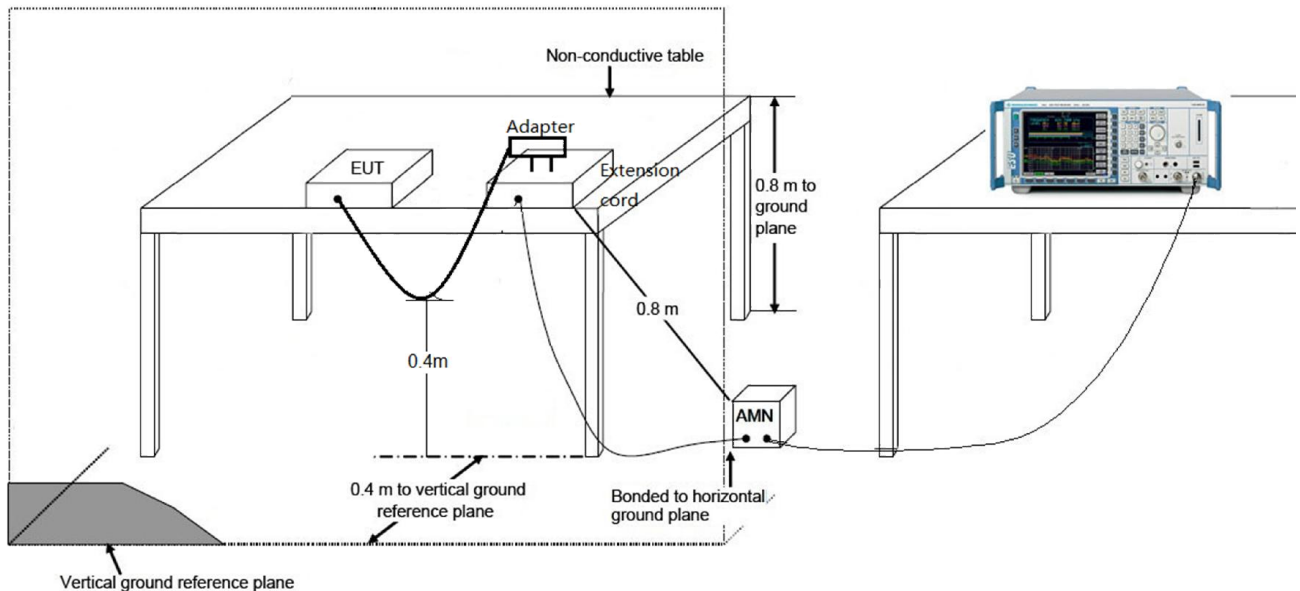
### 6.10.1. Test Limit

FCC Part 15 Subpart C Paragraph 15.207 Limits		
Frequency(MHz)	QP(dBuV)	AV(dBuV)
0.15 ~ 0.50	66 ~ 56	56 ~ 46
0.50 ~ 5.0	56	46
5.0 ~ 30	60	50

Note 1: The lower limit shall apply at the transition frequencies.

Note 2: The limit decreases linearly with the logarithm of the frequency in the range 0.15MHz to 0.5MHz.

### 6.10.2. Test Setup



### 6.10.3. Test Result

The EUT is supplied by DC 3.3V, so this item is not application.

## 7. CONCLUSION

The data collected relate only the item(s) tested and show that the **Communication Module** is in compliance with Part 15E of the FCC Rules and RSS-247 Issue 2 of ISED Rules.

---

The End

## **Appendix A – Test Setup Photograph**

Refer to “1901WSU002-UT” file.

## **Appendix B – EUT Photograph**

Refer to “1901WSU002-UE” file.