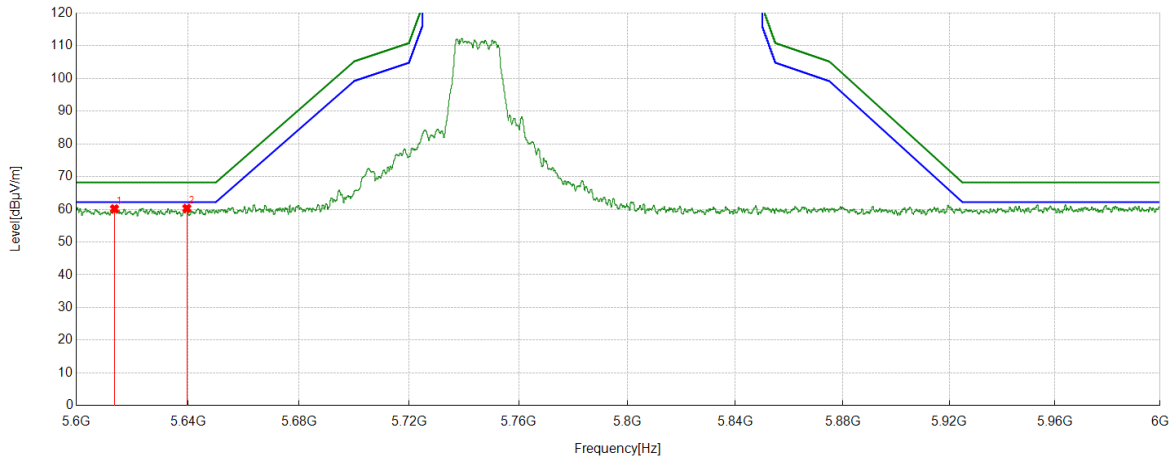




Test Mode	Channel	Polarization	Verdict
11A	5745	Vertical	PASS



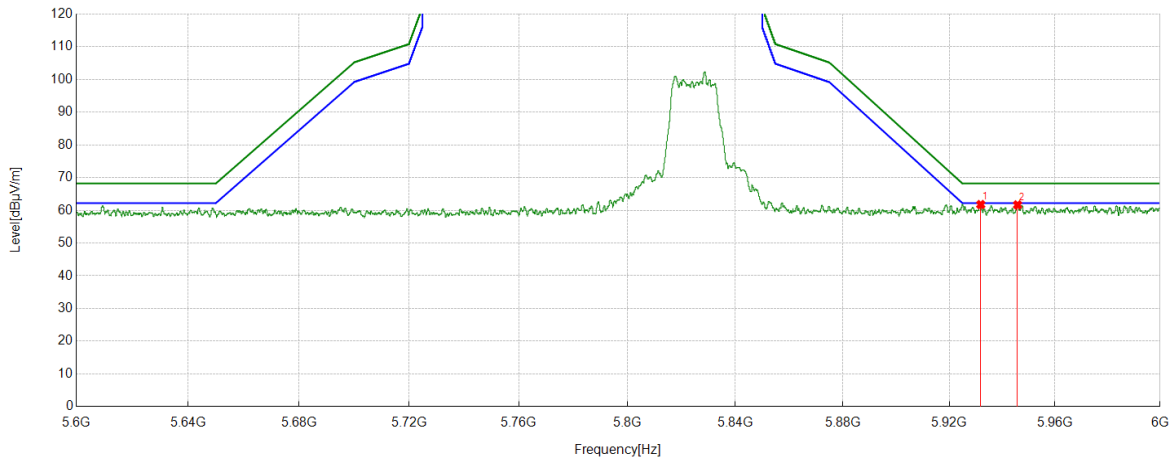
PK Result:

No.	Frequency	Reading Level	Correct Factor	Result	Limit	Margin	Remark
	[MHz]	[dBuV/m]	[dB]	[dBuV/m]	[dBuV/m]	[dB]	
1	5613.6814	38.67	21.47	60.14	68.20	-8.06	Vertical
2	5639.604	38.79	21.50	60.29	68.20	-7.91	Vertical

- Remark: 1. If Peak Result complies with AV limit, AV Result is deemed to comply with AV limit.  
 2. Test setup: RBW: 1 MHz, VBW: 3 MHz, Sweep time: auto.  
 3. Measurement = Reading Level + Correct Factor.  
 4. Only the worst case emission was recorded, if it complies with the limit, the other emissions deemed to comply with the limit.



Test Mode	Channel	Polarization	Verdict
11A	5825	Horizontal	PASS



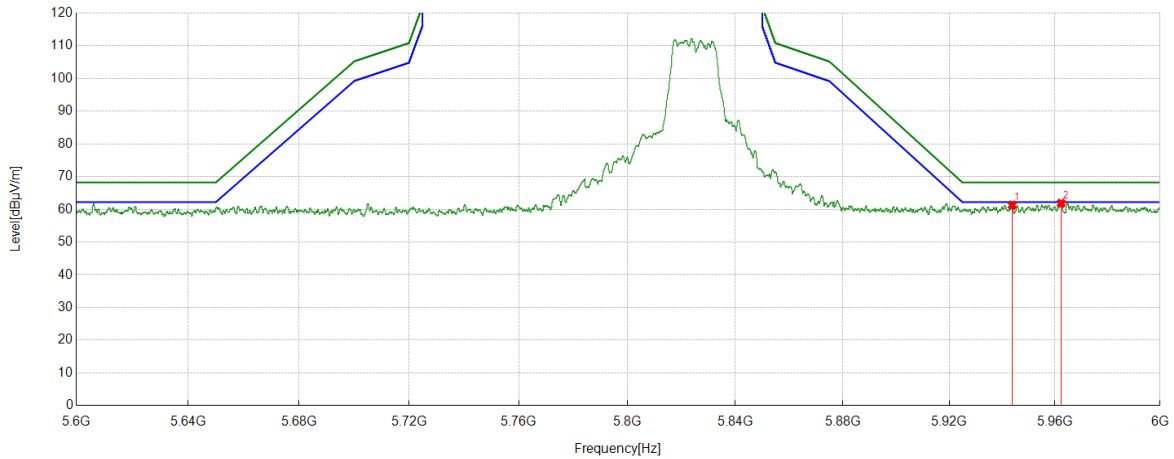
PK Result:

No.	Frequency	Reading Level	Correct Factor	Result	Limit	Margin	Remark
	[MHz]	[dBuV/m]	[dB]	[dBuV/m]	[dBuV/m]	[dB]	
1	5931.9132	39.56	22.19	61.75	68.20	-6.45	Horizontal
2	5945.8346	39.49	22.16	61.65	68.20	-6.55	Horizontal

- Remark: 1. If Peak Result complies with AV limit, AV Result is deemed to comply with AV limit.  
 2. Test setup: RBW: 1 MHz, VBW: 3 MHz, Sweep time: auto.  
 3. Measurement = Reading Level + Correct Factor.  
 4. Only the worst case emission was recorded, if it complies with the limit, the other emissions deemed to comply with the limit.



Test Mode	Channel	Polarization	Verdict
11A	5825	Vertical	PASS



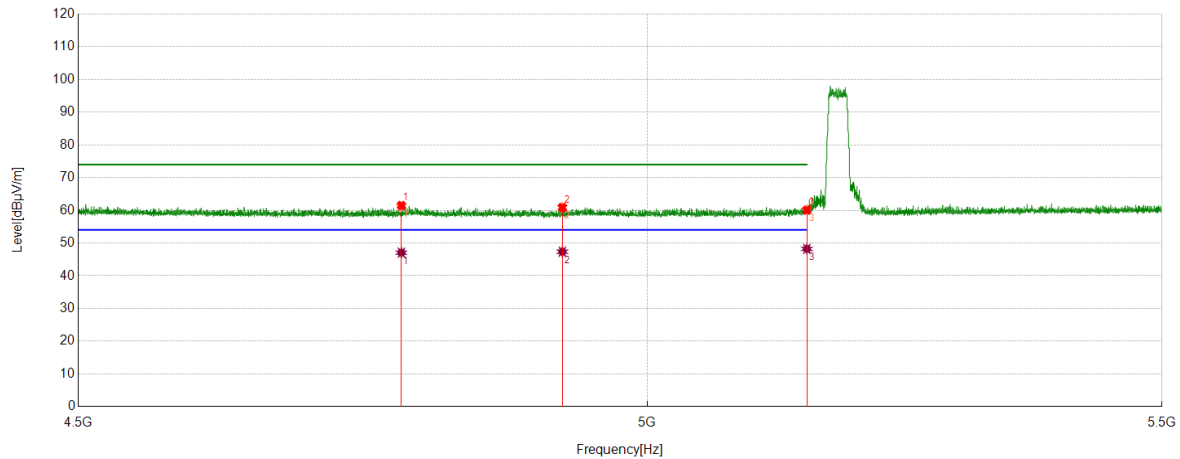
PK Result:

No.	Frequency	Reading Level	Correct Factor	Result	Limit	Margin	Remark
	[MHz]	[dBuV/m]	[dB]	[dBuV/m]	[dBuV/m]	[dB]	
1	5943.7944	39.10	22.17	61.27	68.20	-6.93	Vertical
2	5962.3562	39.69	22.17	61.86	68.20	-6.34	Vertical

- Remark: 1. If Peak Result complies with AV limit, AV Result is deemed to comply with AV limit.  
 2. Test setup: RBW: 1 MHz, VBW: 3 MHz, Sweep time: auto.  
 3. Measurement = Reading Level + Correct Factor.  
 4. Only the worst case emission was recorded, if it complies with the limit, the other emissions deemed to comply with the limit.



Test Mode	Channel	Polarization	Verdict
11AC20	5180	Horizontal	PASS



PK Result:

No.	Frequency	Reading Level	Correct Factor	Result	Limit	Margin	Remark
	[MHz]	[dBuV/m]	[dB]	[dBuV/m]	[dBuV/m]	[dB]	
1	4777.5278	41.54	19.64	61.18	74.00	-12.82	Horizontal
2	4922.0422	41.29	19.61	60.90	74.00	-13.10	Horizontal
3	5150	40.26	19.91	60.17	74.00	-13.83	Horizontal

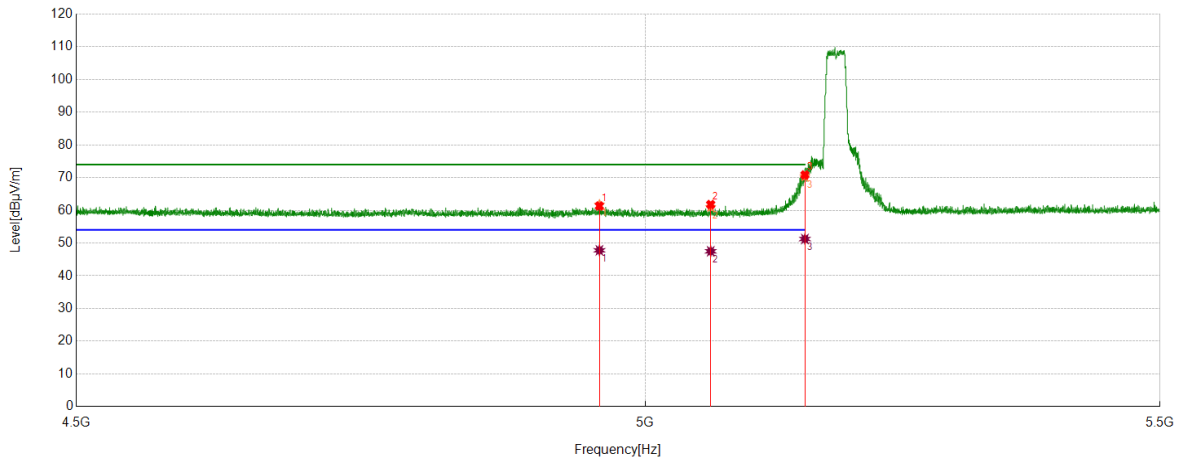
AV Result:

No.	Frequency	Reading Level	Correct Factor	Result	Limit	Margin	Remark
	[MHz]	[dBuV/m]	[dB]	[dBuV/m]	[dBuV/m]	[dB]	
1	4777.5278	27.43	19.64	47.07	54.00	-6.93	Horizontal
2	4922.0422	27.74	19.61	47.35	54.00	-6.65	Horizontal
3	5150	28.31	19.91	48.22	54.00	-5.78	Horizontal

- Remark: 1. If Peak Result complies with AV limit, AV Result is deemed to comply with AV limit.  
 2. Test setup: RBW: 1 MHz, VBW: 3 MHz, Sweep time: auto.  
 3. Measurement = Reading Level + Correct Factor.  
 4. Only the worst case emission was recorded, if it complies with the limit, the other emissions deemed to comply with the limit.



Test Mode	Channel	Polarization	Verdict
11AC20	5180	Vertical	PASS



PK Result:

No.	Frequency	Reading Level	Correct Factor	Result	Limit	Margin	Remark
	[MHz]	[dBuV/m]	[dB]	[dBuV/m]	[dBuV/m]	[dB]	
1	4957.7669	41.72	20.01	61.73	74.00	-12.27	Vertical
2	5060.9772	41.33	19.66	60.99	74.00	-13.01	Vertical
3	5150	50.42	19.91	70.33	74.00	-3.67	Vertical

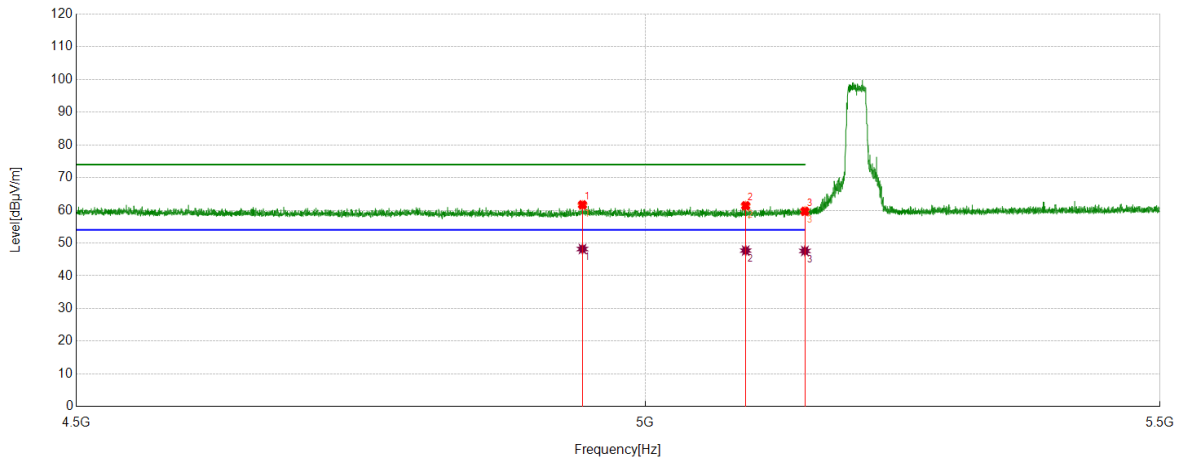
AV Result:

No.	Frequency	Reading Level	Correct Factor	Result	Limit	Margin	Remark
	[MHz]	[dBuV/m]	[dB]	[dBuV/m]	[dBuV/m]	[dB]	
1	4957.7669	27.77	20.01	47.78	54.00	-6.22	Vertical
2	5060.9772	27.83	19.66	47.49	54.00	-6.51	Vertical
3	5150	31.33	19.91	51.24	54.00	-2.76	Vertical

- Remark: 1. If Peak Result complies with AV limit, AV Result is deemed to comply with AV limit.  
 2. Test setup: RBW: 1 MHz, VBW: 3 MHz, Sweep time: auto.  
 3. Measurement = Reading Level + Correct Factor.  
 4. Only the worst case emission was recorded, if it complies with the limit, the other emissions deemed to comply with the limit.



Test Mode	Channel	Polarization	Verdict
11AC20	5200	Horizontal	PASS



PK Result:

No.	Frequency	Reading Level	Correct Factor	Result	Limit	Margin	Remark
	[MHz]	[dBuV/m]	[dB]	[dBuV/m]	[dBuV/m]	[dB]	
1	4942.2442	41.15	20.31	61.46	74.00	-12.54	Horizontal
2	5093.8594	41.57	19.70	61.27	74.00	-12.73	Horizontal
3	5150	39.74	19.91	59.65	74.00	-14.35	Horizontal

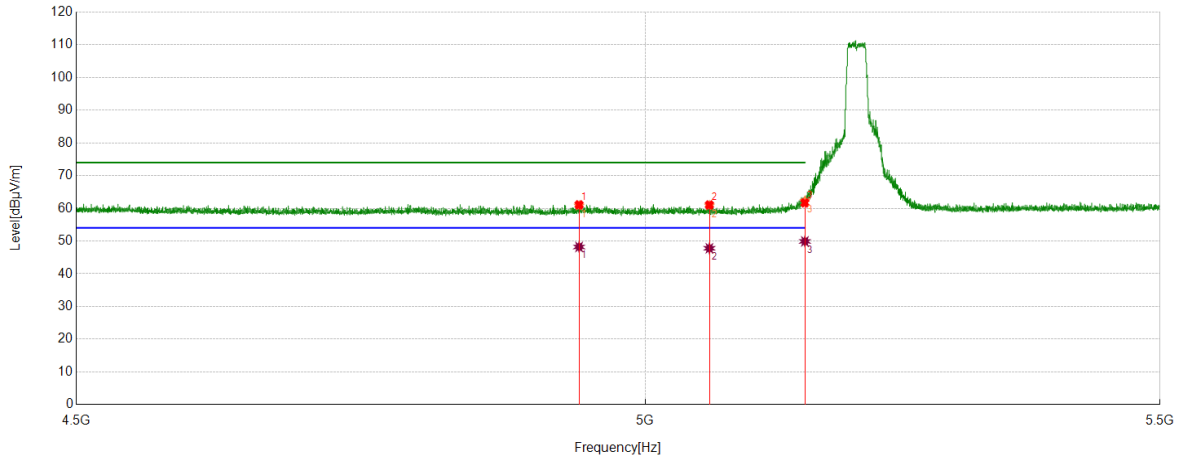
AV Result:

No.	Frequency	Reading Level	Correct Factor	Result	Limit	Margin	Remark
	[MHz]	[dBuV/m]	[dB]	[dBuV/m]	[dBuV/m]	[dB]	
1	4942.2442	27.87	20.31	48.18	54.00	-5.82	Horizontal
2	5093.8594	28.00	19.70	47.70	54.00	-6.30	Horizontal
3	5150	27.68	19.91	47.59	54.00	-6.41	Horizontal

- Remark: 1. If Peak Result complies with AV limit, AV Result is deemed to comply with AV limit.  
 2. Test setup: RBW: 1 MHz, VBW: 3 MHz, Sweep time: auto.  
 3. Measurement = Reading Level + Correct Factor.  
 4. Only the worst case emission was recorded, if it complies with the limit, the other emissions deemed to comply with the limit.



Test Mode	Channel	Polarization	Verdict
11AC20	5200	Vertical	PASS



PK Result:

No.	Frequency	Reading Level	Correct Factor	Result	Limit	Margin	Remark
	[MHz]	[dBuV/m]	[dB]	[dBuV/m]	[dBuV/m]	[dB]	
1	4939.1439	40.49	20.29	60.78	74.00	-13.22	Vertical
2	5059.756	41.17	19.65	60.82	74.00	-13.18	Vertical
3	5150	42.36	19.91	62.27	74.00	-11.73	Vertical

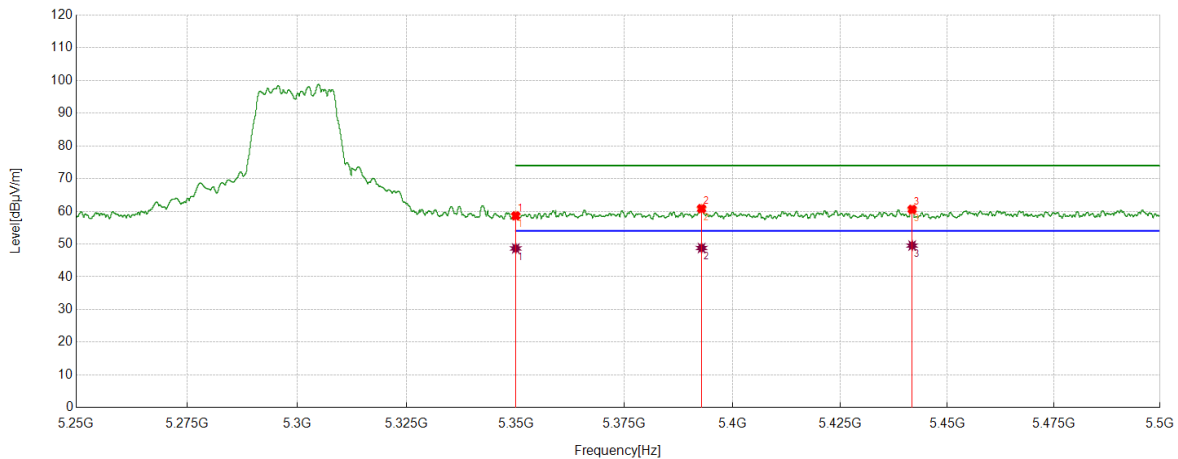
AV Result:

No.	Frequency	Reading Level	Correct Factor	Result	Limit	Margin	Remark
	[MHz]	[dBuV/m]	[dB]	[dBuV/m]	[dBuV/m]	[dB]	
1	4939.1439	27.91	20.29	48.20	54.00	-5.80	Vertical
2	5059.756	28.14	19.65	47.79	54.00	-6.21	Vertical
3	5150	29.99	19.91	49.90	54.00	-4.10	Vertical

- Remark: 1. If Peak Result complies with AV limit, AV Result is deemed to comply with AV limit.  
 2. Test setup: RBW: 1 MHz, VBW: 3 MHz, Sweep time: auto.  
 3. Measurement = Reading Level + Correct Factor.  
 4. Only the worst case emission was recorded, if it complies with the limit, the other emissions deemed to comply with the limit.



Test Mode	Channel	Polarization	Verdict
11AC20	5300	Horizontal	PASS



PK Result:

No.	Frequency	Reading Level	Correct Factor	Result	Limit	Margin	Remark
	[MHz]	[dBuV/m]	[dB]	[dBuV/m]	[dBuV/m]	[dB]	
1	5350	37.93	20.70	58.63	74.00	-15.37	Horizontal
2	5392.8393	39.53	21.12	60.65	74.00	-13.35	Horizontal
3	5441.7942	39.35	21.01	60.36	74.00	-13.64	Horizontal

AV Result:

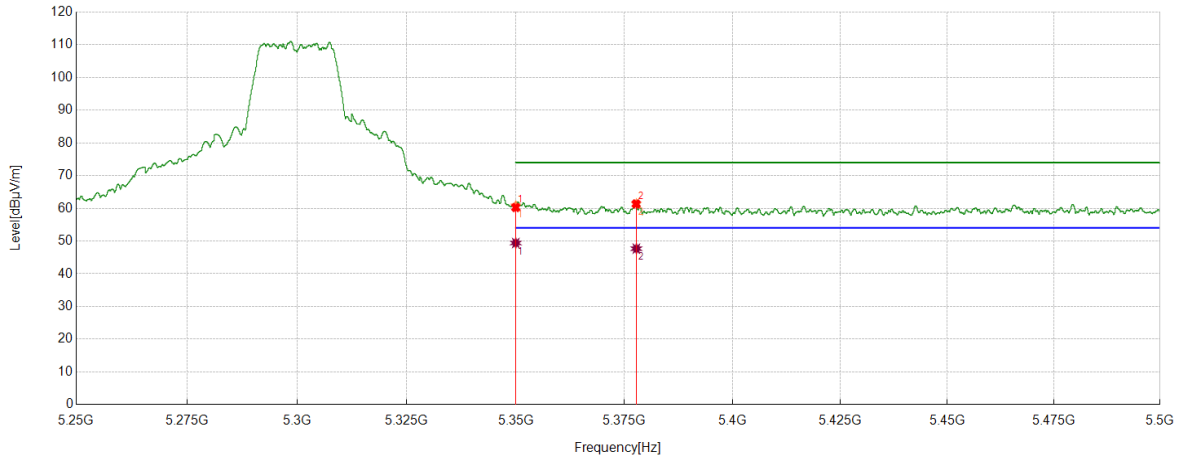
No.	Frequency	Reading Level	Correct Factor	Result	Limit	Margin	Remark
	[MHz]	[dBuV/m]	[dB]	[dBuV/m]	[dBuV/m]	[dB]	
1	5350	27.96	20.70	48.66	54.00	-5.34	Horizontal
2	5392.8393	27.67	21.12	48.79	54.00	-5.21	Horizontal
3	5441.7942	28.53	21.01	49.54	54.00	-4.46	Horizontal

- Remark: 1. If Peak Result complies with AV limit, AV Result is deemed to comply with AV limit.  
 2. Test setup: RBW: 1 MHz, VBW: 3 MHz, Sweep time: auto.  
 3. Measurement = Reading Level + Correct Factor.  
 4. Only the worst case emission was recorded, if it complies with the limit, the other emissions deemed to comply with the limit.





Test Mode	Channel	Polarization	Verdict
11AC20	5300	Vertical	PASS



PK Result:

No.	Frequency	Reading Level	Correct Factor	Result	Limit	Margin	Remark
	[MHz]	[dBuV/m]	[dB]	[dBuV/m]	[dBuV/m]	[dB]	
1	5350	40.11	20.70	60.81	74.00	-13.19	Vertical
2	5377.7613	40.43	20.93	61.36	74.00	-12.64	Vertical

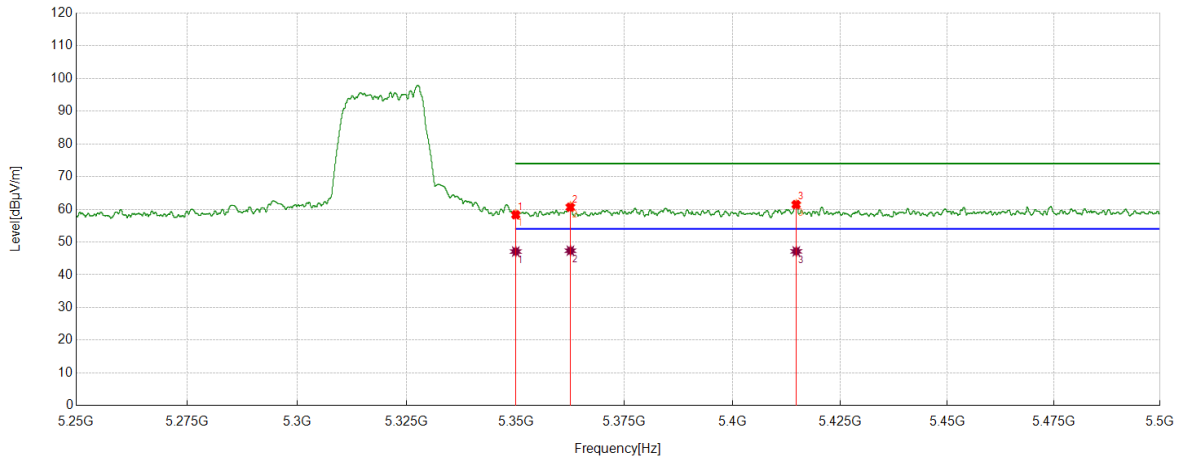
AV Result:

No.	Frequency	Reading Level	Correct Factor	Result	Limit	Margin	Remark
	[MHz]	[dBuV/m]	[dB]	[dBuV/m]	[dBuV/m]	[dB]	
1	5350	28.70	20.70	49.40	54.00	-4.60	Vertical
2	5377.7613	26.74	20.93	47.67	54.00	-6.33	Vertical

- Remark: 1. If Peak Result complies with AV limit, AV Result is deemed to comply with AV limit.  
 2. Test setup: RBW: 1 MHz, VBW: 3 MHz, Sweep time: auto.  
 3. Measurement = Reading Level + Correct Factor.  
 4. Only the worst case emission was recorded, if it complies with the limit, the other emissions deemed to comply with the limit.



Test Mode	Channel	Polarization	Verdict
11AC20	5320	Horizontal	PASS



PK Result:

No.	Frequency	Reading Level	Correct Factor	Result	Limit	Margin	Remark
	[MHz]	[dBuV/m]	[dB]	[dBuV/m]	[dBuV/m]	[dB]	
1	5350	37.78	20.70	58.48	74.00	-15.52	Horizontal
2	5362.5632	40.05	20.80	60.85	74.00	-13.15	Horizontal
3	5414.7934	40.52	20.98	61.50	74.00	-12.50	Horizontal

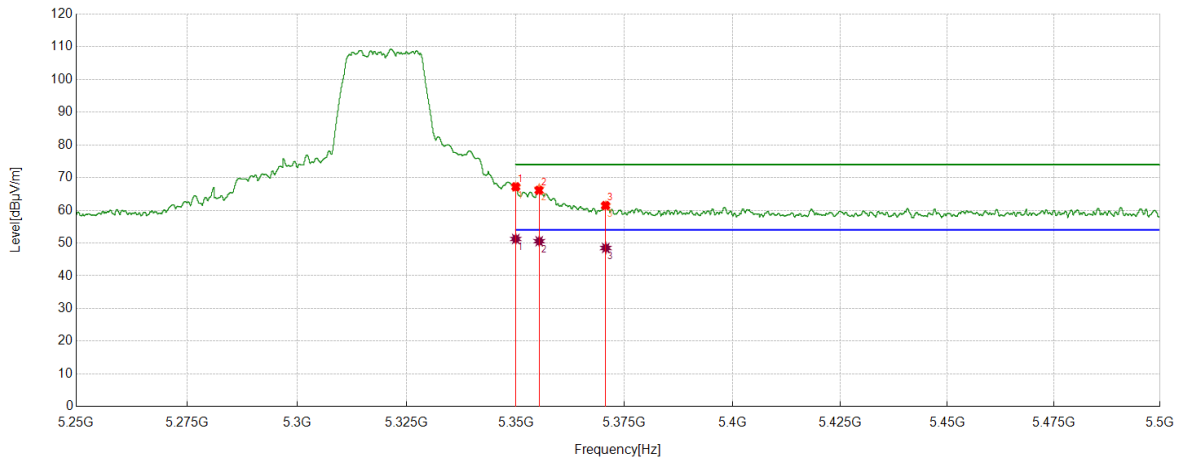
AV Result:

No.	Frequency	Reading Level	Correct Factor	Result	Limit	Margin	Remark
	[MHz]	[dBuV/m]	[dB]	[dBuV/m]	[dBuV/m]	[dB]	
1	5350	26.40	20.70	47.10	54.00	-6.90	Horizontal
2	5362.5632	26.56	20.80	47.36	54.00	-6.64	Horizontal
3	5414.7934	26.17	20.98	47.15	54.00	-6.85	Horizontal

- Remark: 1. If Peak Result complies with AV limit, AV Result is deemed to comply with AV limit.  
 2. Test setup: RBW: 1 MHz, VBW: 3 MHz, Sweep time: auto.  
 3. Measurement = Reading Level + Correct Factor.  
 4. Only the worst case emission was recorded, if it complies with the limit, the other emissions deemed to comply with the limit.



Test Mode	Channel	Polarization	Verdict
11AC20	5320	Vertical	PASS



PK Result:

No.	Frequency	Reading Level	Correct Factor	Result	Limit	Margin	Remark
	[MHz]	[dBuV/m]	[dB]	[dBuV/m]	[dBuV/m]	[dB]	
1	5350	46.41	20.70	67.11	74.00	-6.89	Vertical
2	5355.3854	45.88	20.73	66.61	74.00	-7.39	Vertical
3	5370.7120	40.48	20.93	61.41	74.00	-12.59	Vertical

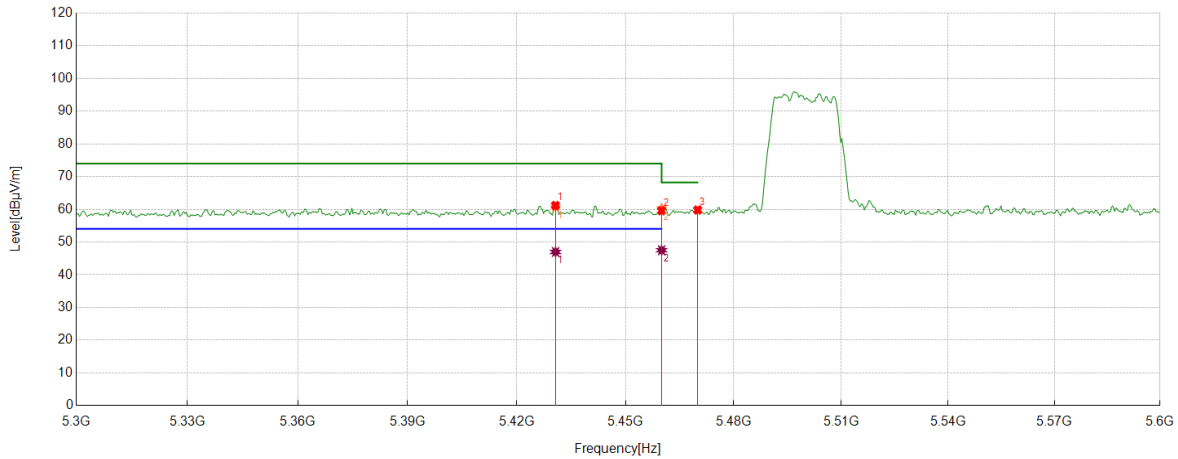
AV Result:

No.	Frequency	Reading Level	Correct Factor	Result	Limit	Margin	Remark
	[MHz]	[dBuV/m]	[dB]	[dBuV/m]	[dBuV/m]	[dB]	
1	5350	30.55	20.70	51.25	54.00	-2.75	Vertical
2	5355.3854	29.83	20.73	50.56	54.00	-3.44	Vertical
3	5370.7120	27.57	20.93	48.50	54.00	-5.50	Vertical

- Remark: 1. If Peak Result complies with AV limit, AV Result is deemed to comply with AV limit.  
 2. Test setup: RBW: 1 MHz, VBW: 3 MHz, Sweep time: auto.  
 3. Measurement = Reading Level + Correct Factor.  
 4. Only the worst case emission was recorded, if it complies with the limit, the other emissions deemed to comply with the limit.



Test Mode	Channel	Polarization	Verdict
11AC20	5500	Horizontal	PASS



PK Result:

No.	Frequency	Reading Level	Correct Factor	Result	Limit	Margin	Remark
	[MHz]	[dBuV/m]	[dB]	[dBuV/m]	[dBuV/m]	[dB]	
1	5430.6614	39.75	20.92	60.67	74.00	-13.33	Horizontal
2	5460	39.25	21.03	60.28	74.00	-13.72	Horizontal
3	5470	38.70	21.10	59.80	68.20	-8.40	Horizontal

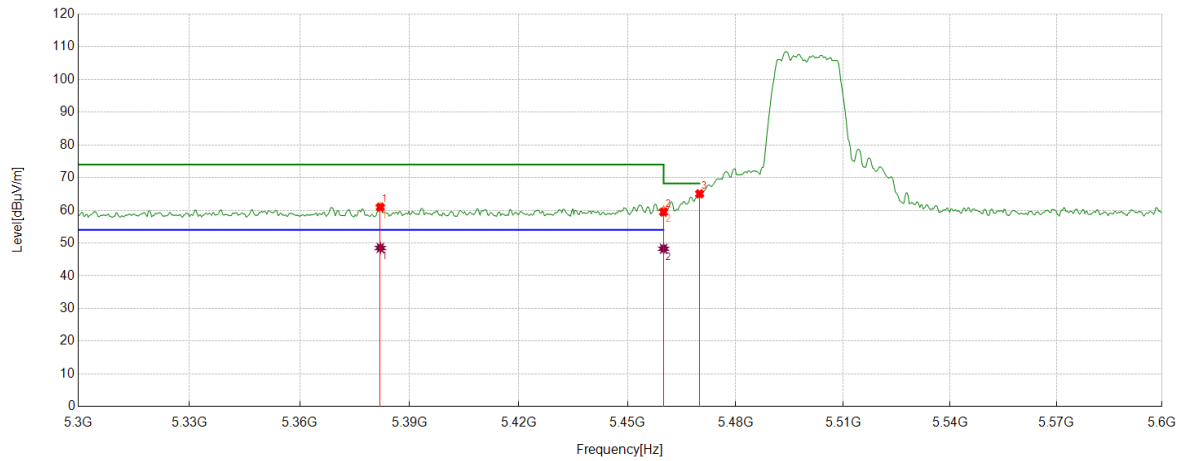
AV Result:

No.	Frequency	Reading Level	Correct Factor	Result	Limit	Margin	Remark
	[MHz]	[dBuV/m]	[dB]	[dBuV/m]	[dBuV/m]	[dB]	
1	5430.6614	26.06	20.92	46.98	54.00	-7.02	Horizontal
2	5460	26.47	21.03	47.50	54.00	-6.50	Horizontal

- Remark: 1. If Peak Result complies with AV limit, AV Result is deemed to comply with AV limit.  
 2. Test setup: RBW: 1 MHz, VBW: 3 MHz, Sweep time: auto.  
 3. Measurement = Reading Level + Correct Factor.  
 4. Only the worst case emission was recorded, if it complies with the limit, the other emissions deemed to comply with the limit.



Test Mode	Channel	Polarization	Verdict
11AC20	5500	Vertical	PASS



PK Result:

No.	Frequency	Reading Level	Correct Factor	Result	Limit	Margin	Remark
	[MHz]	[dBuV/m]	[dB]	[dBuV/m]	[dBuV/m]	[dB]	
1	5381.982	39.92	20.97	60.89	74.00	-13.11	Vertical
2	5460	38.90	21.03	59.93	74.00	-14.07	Vertical
3	5470	43.95	21.10	65.05	68.20	-3.15	Vertical

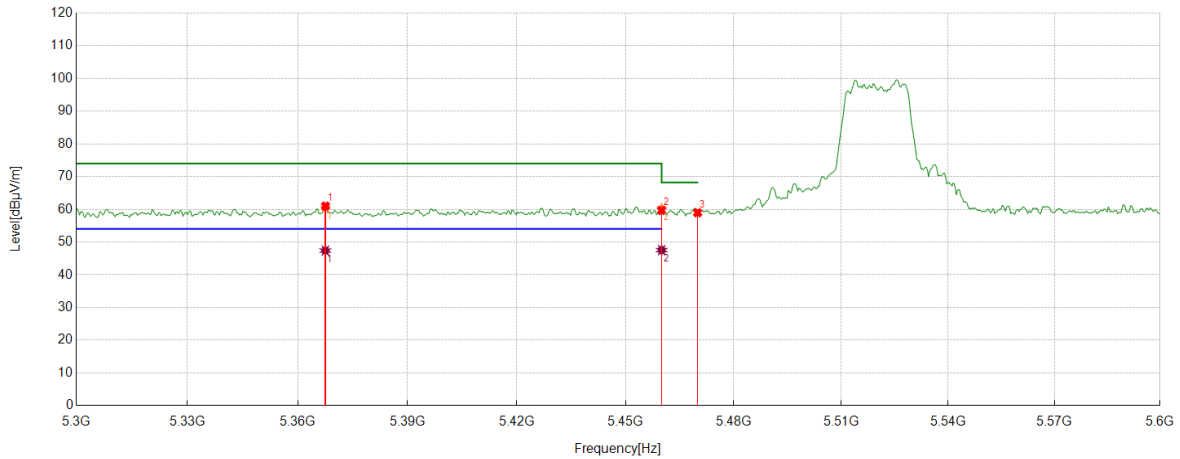
AV Result:

No.	Frequency	Reading Level	Correct Factor	Result	Limit	Margin	Remark
	[MHz]	[dBuV/m]	[dB]	[dBuV/m]	[dBuV/m]	[dB]	
1	5381.982	27.53	20.97	48.50	54.00	-5.50	Vertical
2	5460	27.24	21.03	48.27	54.00	-5.73	Vertical

- Remark: 1. If Peak Result complies with AV limit, AV Result is deemed to comply with AV limit.  
 2. Test setup: RBW: 1 MHz, VBW: 3 MHz, Sweep time: auto.  
 3. Measurement = Reading Level + Correct Factor.  
 4. Only the worst case emission was recorded, if it complies with the limit, the other emissions deemed to comply with the limit.



Test Mode	Channel	Polarization	Verdict
11AC20	5520	Horizontal	PASS



PK Result:

No.	Frequency	Reading Level	Correct Factor	Result	Limit	Margin	Remark
	[MHz]	[dBuV/m]	[dB]	[dBuV/m]	[dBuV/m]	[dB]	
1	5367.5177	39.58	20.89	60.47	74.00	-13.53	Horizontal
2	5460	39.24	21.03	60.27	74.00	-13.73	Horizontal
3	5470	37.87	21.10	58.97	68.20	-9.23	Horizontal

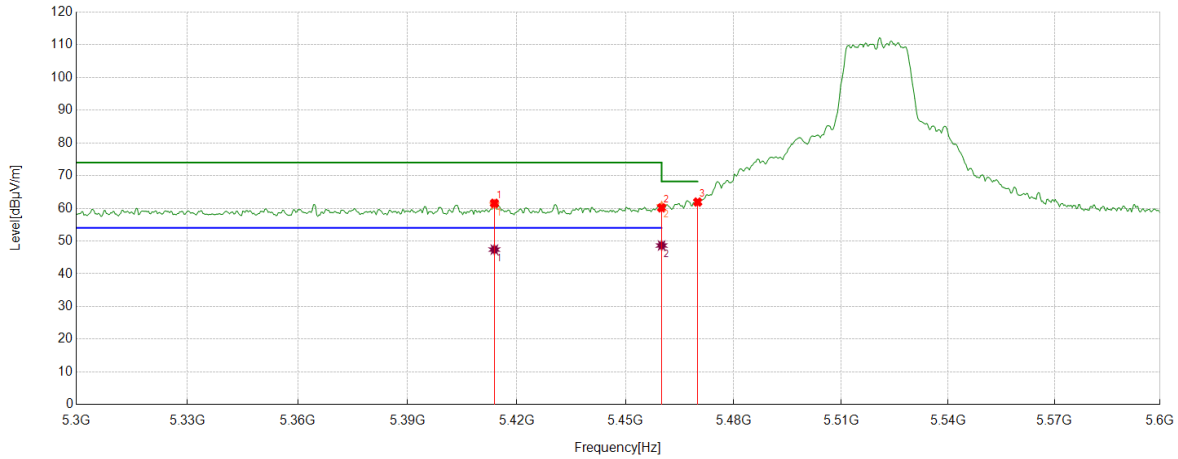
AV Result:

No.	Frequency	Reading Level	Correct Factor	Result	Limit	Margin	Remark
	[MHz]	[dBuV/m]	[dB]	[dBuV/m]	[dBuV/m]	[dB]	
1	5367.5177	26.50	20.89	47.39	54.00	-6.61	Horizontal
2	5460	26.51	21.03	47.54	54.00	-6.46	Horizontal

- Remark: 1. If Peak Result complies with AV limit, AV Result is deemed to comply with AV limit.  
 2. Test setup: RBW: 1 MHz, VBW: 3 MHz, Sweep time: auto.  
 3. Measurement = Reading Level + Correct Factor.  
 4. Only the worst case emission was recorded, if it complies with the limit, the other emissions deemed to comply with the limit.



Test Mode	Channel	Polarization	Verdict
11AC20	5520	Vertical	PASS



PK Result:

No.	Frequency	Reading Level	Correct Factor	Result	Limit	Margin	Remark
	[MHz]	[dBuV/m]	[dB]	[dBuV/m]	[dBuV/m]	[dB]	
1	5413.8030	40.19	20.99	61.18	74.00	-12.82	Vertical
2	5460	39.60	21.03	60.63	74.00	-13.37	Vertical
3	5470	40.82	21.10	61.92	68.20	-6.28	Vertical

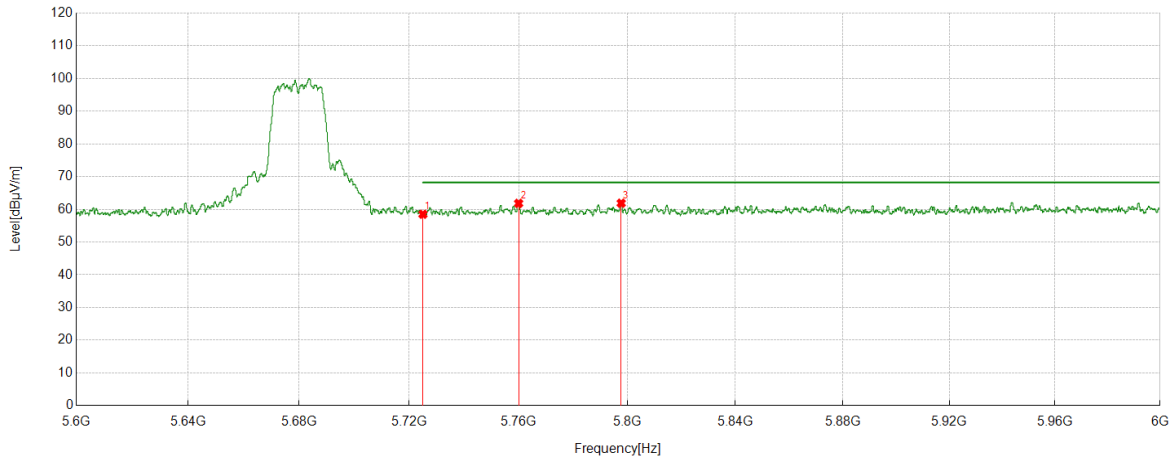
AV Result:

No.	Frequency	Reading Level	Correct Factor	Result	Limit	Margin	Remark
	[MHz]	[dBuV/m]	[dB]	[dBuV/m]	[dBuV/m]	[dB]	
1	5413.8030	26.40	20.99	47.39	54.00	-6.61	Vertical
2	5460	27.61	21.03	48.64	54.00	-5.36	Vertical

- Remark: 1. If Peak Result complies with AV limit, AV Result is deemed to comply with AV limit.  
 2. Test setup: RBW: 1 MHz, VBW: 3 MHz, Sweep time: auto.  
 3. Measurement = Reading Level + Correct Factor.  
 4. Only the worst case emission was recorded, if it complies with the limit, the other emissions deemed to comply with the limit.



Test Mode	Channel	Polarization	Verdict
11AC20	5680	Horizontal	PASS



PK Result:

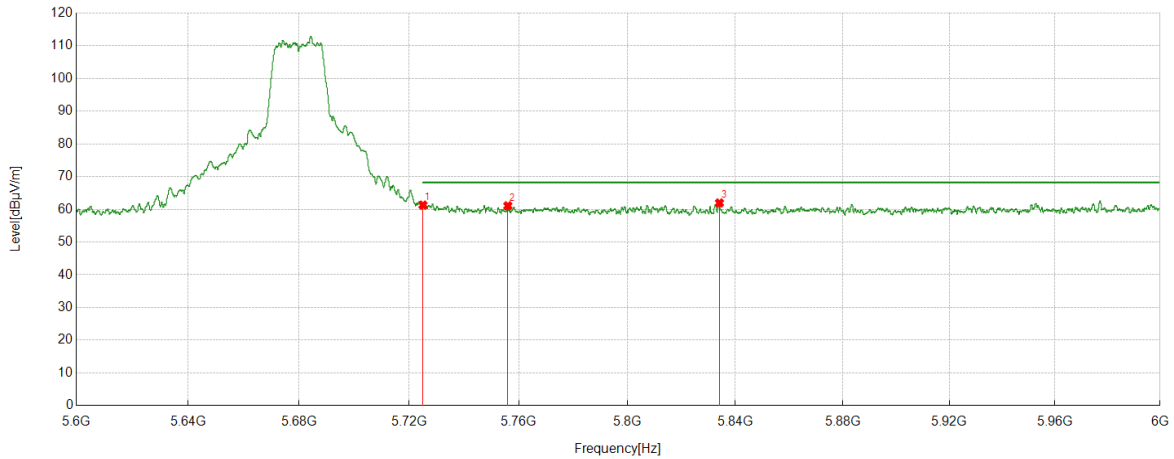
No.	Frequency	Reading Level	Correct Factor	Result	Limit	Margin	Remark
	[MHz]	[dBuV/m]	[dB]	[dBuV/m]	[dBuV/m]	[dB]	
1	5725	36.88	21.62	58.50	68.20	-9.70	Horizontal
2	5759.976	40.11	21.71	61.82	68.20	-6.38	Horizontal
3	5797.6998	39.95	21.93	61.88	68.20	-6.32	Horizontal

- Remark: 1. If Peak Result complies with AV limit, AV Result is deemed to comply with AV limit.  
 2. Test setup: RBW: 1 MHz, VBW: 3 MHz, Sweep time: auto.  
 3. Measurement = Reading Level + Correct Factor.  
 4. Only the worst case emission was recorded, if it complies with the limit, the other emissions deemed to comply with the limit.





Test Mode	Channel	Polarization	Verdict
11AC20	5680	Vertical	PASS



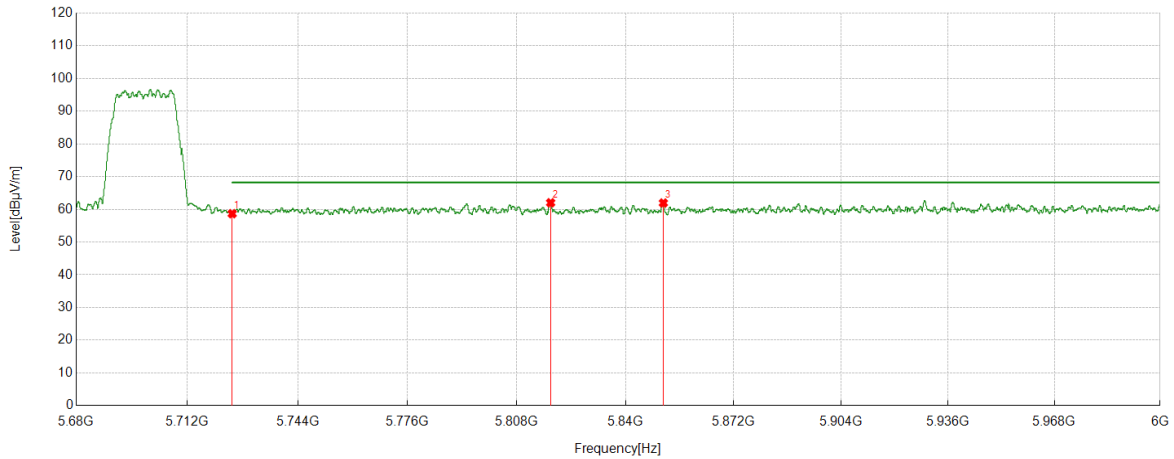
PK Result:

No.	Frequency	Reading Level	Correct Factor	Result	Limit	Margin	Remark
	[MHz]	[dBuV/m]	[dB]	[dBuV/m]	[dBuV/m]	[dB]	
1	5725	39.66	21.62	61.28	68.20	-6.92	Vertical
2	5756.0156	39.40	21.67	61.07	68.20	-7.13	Vertical
3	5834.0634	40.03	21.92	61.95	68.20	-6.25	Vertical

- Remark: 1. If Peak Result complies with AV limit, AV Result is deemed to comply with AV limit.  
 2. Test setup: RBW: 1 MHz, VBW: 3 MHz, Sweep time: auto.  
 3. Measurement = Reading Level + Correct Factor.  
 4. Only the worst case emission was recorded, if it complies with the limit, the other emissions deemed to comply with the limit.



Test Mode	Channel	Polarization	Verdict
11AC20	5700	Horizontal	PASS



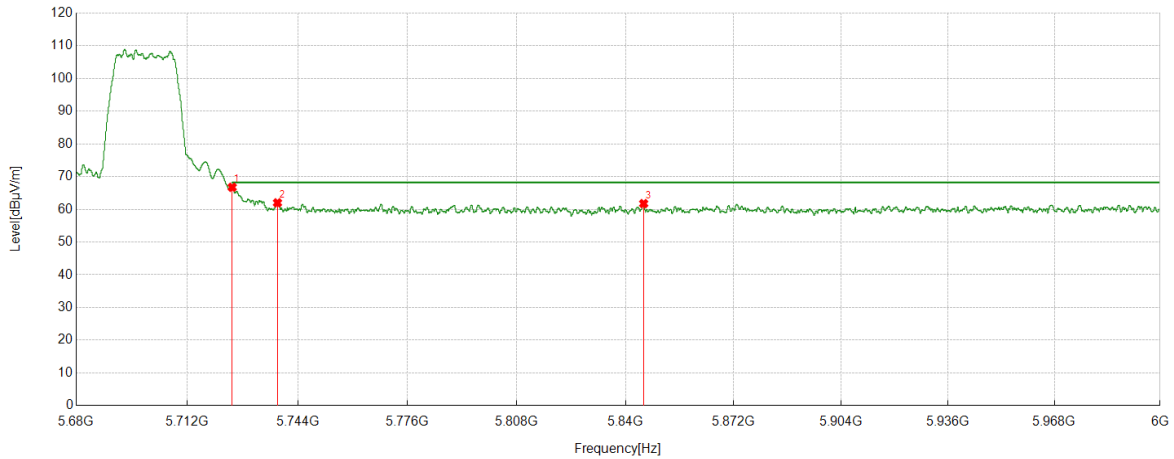
PK Result:

No.	Frequency	Reading Level	Correct Factor	Result	Limit	Margin	Remark
	[MHz]	[dBuV/m]	[dB]	[dBuV/m]	[dBuV/m]	[dB]	
1	5725	37.05	21.62	58.67	68.20	-9.53	Horizontal
2	5817.9338	40.15	21.86	62.01	68.20	-6.19	Horizontal
3	5851.1851	39.96	21.98	61.94	68.20	-6.26	Horizontal

- Remark: 1. If Peak Result complies with AV limit, AV Result is deemed to comply with AV limit.  
 2. Test setup: RBW: 1 MHz, VBW: 3 MHz, Sweep time: auto.  
 3. Measurement = Reading Level + Correct Factor.  
 4. Only the worst case emission was recorded, if it complies with the limit, the other emissions deemed to comply with the limit.



Test Mode	Channel	Polarization	Verdict
11AC20	5700	Vertical	PASS



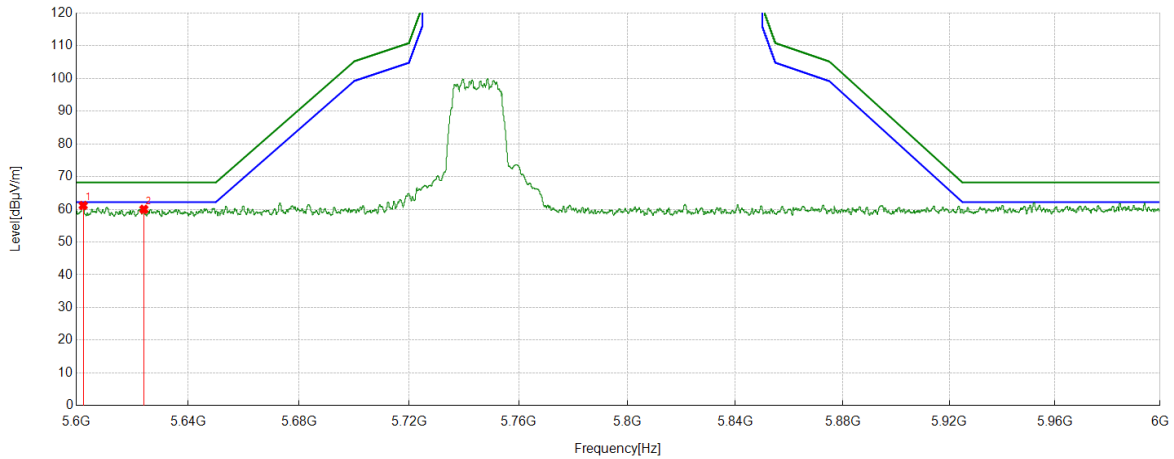
PK Result:

No.	Frequency	Reading Level	Correct Factor	Result	Limit	Margin	Remark
	[MHz]	[dBuV/m]	[dB]	[dBuV/m]	[dBuV/m]	[dB]	
1	5725	45.12	21.62	66.74	68.20	-1.46	Vertical
2	5738.1178	40.40	21.59	61.99	68.20	-6.21	Vertical
3	5845.3605	39.77	21.98	61.75	68.20	-6.45	Vertical

- Remark: 1. If Peak Result complies with AV limit, AV Result is deemed to comply with AV limit.  
 2. Test setup: RBW: 1 MHz, VBW: 3 MHz, Sweep time: auto.  
 3. Measurement = Reading Level + Correct Factor.  
 4. Only the worst case emission was recorded, if it complies with the limit, the other emissions deemed to comply with the limit.



Test Mode	Channel	Polarization	Verdict
11AC20	5745	Horizontal	PASS



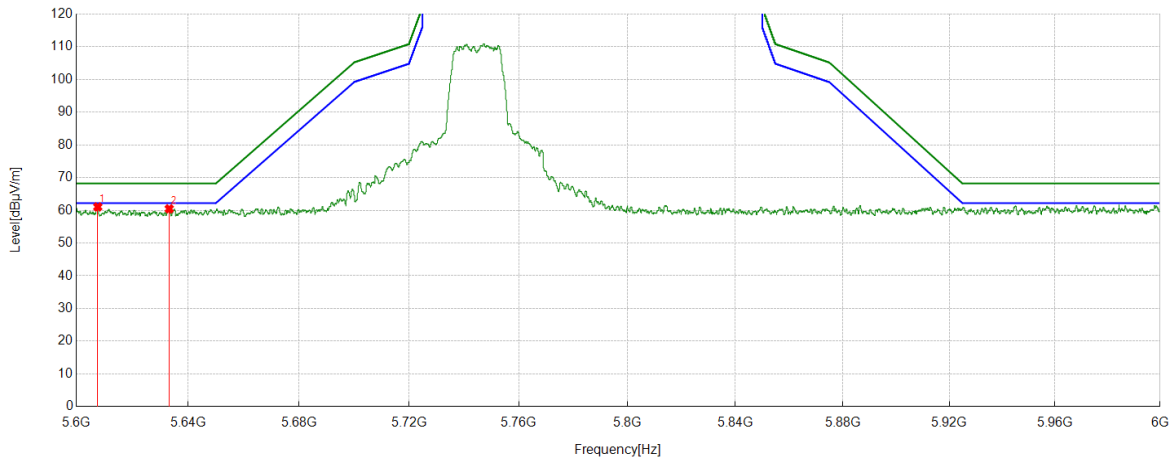
PK Result:

No.	Frequency	Reading Level	Correct Factor	Result	Limit	Margin	Remark
	[MHz]	[dBuV/m]	[dB]	[dBuV/m]	[dBuV/m]	[dB]	
1	5602.5203	39.83	21.34	61.17	68.20	-7.03	Horizontal
2	5624.2024	38.51	21.49	60.00	68.20	-8.20	Horizontal

- Remark: 1. If Peak Result complies with AV limit, AV Result is deemed to comply with AV limit.  
 2. Test setup: RBW: 1 MHz, VBW: 3 MHz, Sweep time: auto.  
 3. Measurement = Reading Level + Correct Factor.  
 4. Only the worst case emission was recorded, if it complies with the limit, the other emissions deemed to comply with the limit.



Test Mode	Channel	Polarization	Verdict
11AC20	5745	Vertical	PASS



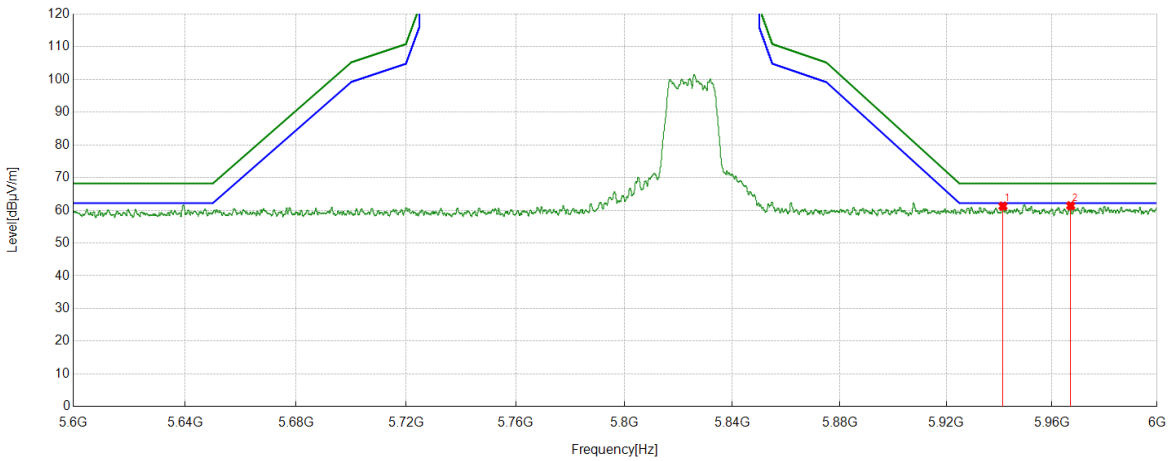
PK Result:

No.	Frequency	Reading Level	Correct Factor	Result	Limit	Margin	Remark
	[MHz]	[dBuV/m]	[dB]	[dBuV/m]	[dBuV/m]	[dB]	
1	5607.7208	39.64	21.40	61.04	68.20	-7.16	Vertical
2	5633.2833	39.01	21.45	60.46	68.20	-7.74	Vertical

- Remark: 1. If Peak Result complies with AV limit, AV Result is deemed to comply with AV limit.  
 2. Test setup: RBW: 1 MHz, VBW: 3 MHz, Sweep time: auto.  
 3. Measurement = Reading Level + Correct Factor.  
 4. Only the worst case emission was recorded, if it complies with the limit, the other emissions deemed to comply with the limit.



Test Mode	Channel	Polarization	Verdict
11AC20	5825	Horizontal	PASS



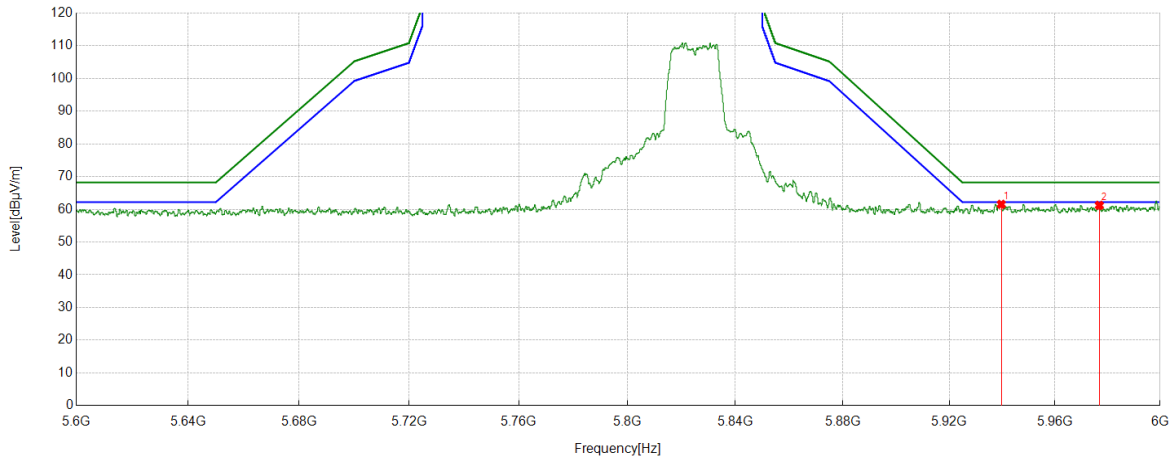
PK Result:

No.	Frequency	Reading Level	Correct Factor	Result	Limit	Margin	Remark
	[MHz]	[dBuV/m]	[dB]	[dBuV/m]	[dBuV/m]	[dB]	
1	5941.4341	39.09	22.18	61.27	68.20	-6.93	Horizontal
2	5967.1167	39.14	22.27	61.41	68.20	-6.79	Horizontal

- Remark: 1. If Peak Result complies with AV limit, AV Result is deemed to comply with AV limit.  
 2. Test setup: RBW: 1 MHz, VBW: 3 MHz, Sweep time: auto.  
 3. Measurement = Reading Level + Correct Factor.  
 4. Only the worst case emission was recorded, if it complies with the limit, the other emissions deemed to comply with the limit.



Test Mode	Channel	Polarization	Verdict
11AC20	5825	Vertical	PASS



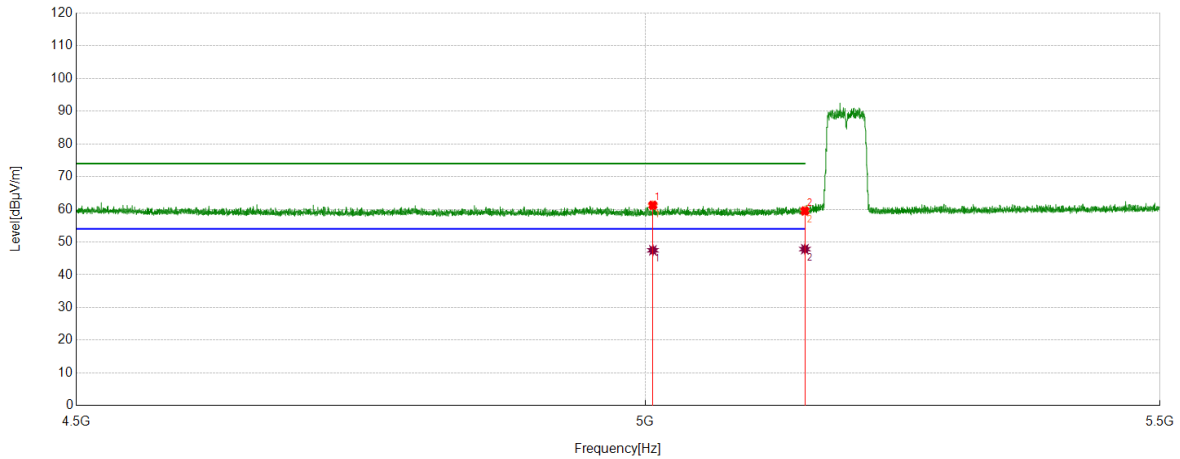
PK Result:

No.	Frequency	Reading Level	Correct Factor	Result	Limit	Margin	Remark
	[MHz]	[dBuV/m]	[dB]	[dBuV/m]	[dBuV/m]	[dB]	
1	5939.674	39.34	22.19	61.53	68.20	-6.67	Vertical
2	5976.8777	38.96	22.26	61.22	68.20	-6.98	Vertical

- Remark: 1. If Peak Result complies with AV limit, AV Result is deemed to comply with AV limit.  
 2. Test setup: RBW: 1 MHz, VBW: 3 MHz, Sweep time: auto.  
 3. Measurement = Reading Level + Correct Factor.  
 4. Only the worst case emission was recorded, if it complies with the limit, the other emissions deemed to comply with the limit.



Test Mode	Channel	Polarization	Verdict
11AC40	5190	Horizontal	PASS



PK Result:

No.	Frequency	Reading Level	Correct Factor	Result	Limit	Margin	Remark
	[MHz]	[dBuV/m]	[dB]	[dBuV/m]	[dBuV/m]	[dB]	
1	5007.0940	41.31	19.75	61.06	74.00	-12.94	Horizontal
2	5150	39.52	19.91	59.43	74.00	-14.57	Horizontal

AV Result:

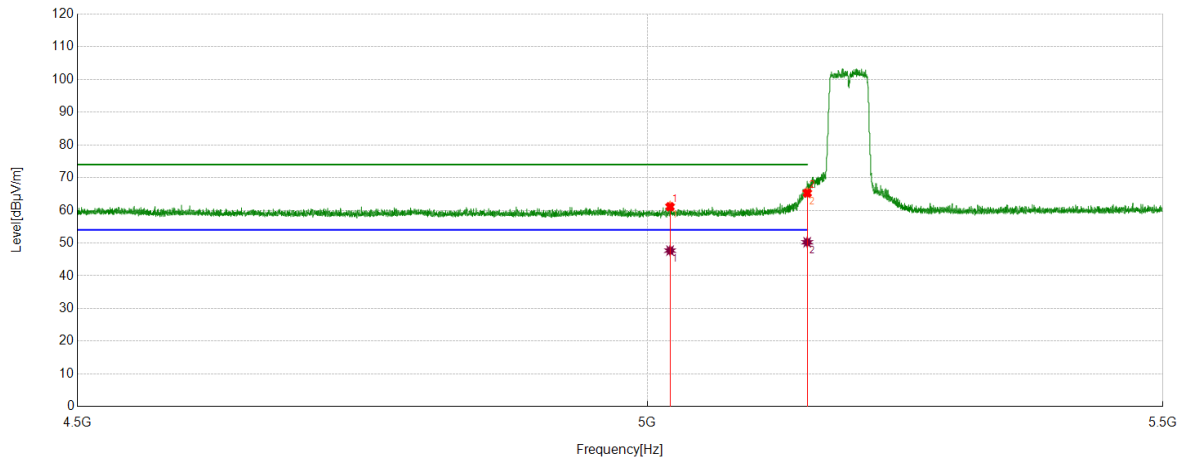
No.	Frequency	Reading Level	Correct Factor	Result	Limit	Margin	Remark
	[MHz]	[dBuV/m]	[dB]	[dBuV/m]	[dBuV/m]	[dB]	
1	5007.0940	27.73	19.75	47.48	54.00	-6.52	Horizontal
2	5150	27.93	19.91	47.84	54.00	-6.16	Horizontal

- Remark: 1. If Peak Result complies with AV limit, AV Result is deemed to comply with AV limit.  
 2. Test setup: RBW: 1 MHz, VBW: 3 MHz, Sweep time: auto.  
 3. Measurement = Reading Level + Correct Factor.  
 4. Only the worst case emission was recorded, if it complies with the limit, the other emissions deemed to comply with the limit.





Test Mode	Channel	Polarization	Verdict
11AC40	5190	Vertical	PASS



PK Result:

No.	Frequency	Reading Level	Correct Factor	Result	Limit	Margin	Remark
	[MHz]	[dBuV/m]	[dB]	[dBuV/m]	[dBuV/m]	[dB]	
1	5021.1000	41.55	19.74	61.29	74.00	-12.71	Vertical
2	5150	45.48	19.91	65.39	74.00	-8.61	Vertical

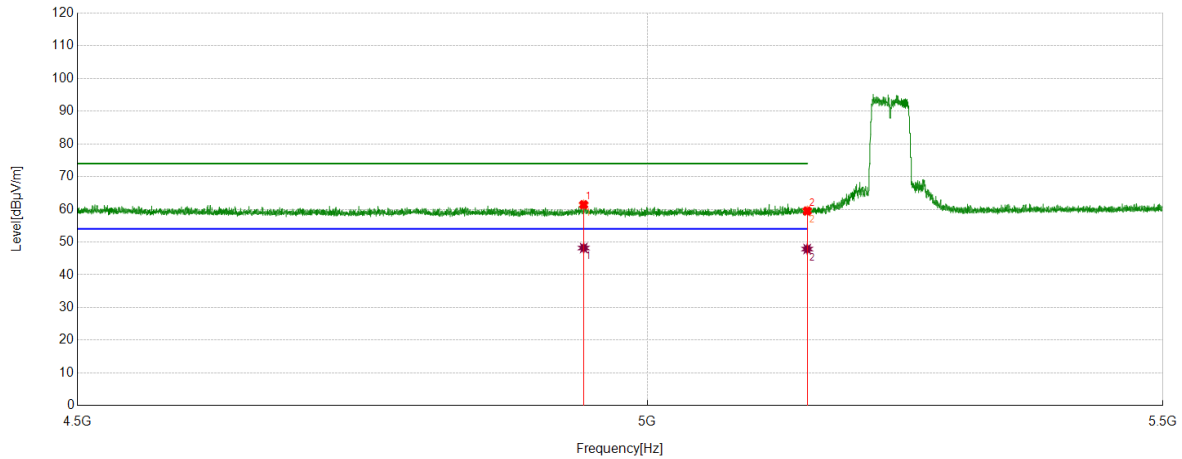
AV Result:

No.	Frequency	Reading Level	Correct Factor	Result	Limit	Margin	Remark
	[MHz]	[dBuV/m]	[dB]	[dBuV/m]	[dBuV/m]	[dB]	
1	5021.1000	27.95	19.74	47.69	54.00	-6.31	Vertical
2	5150	30.34	19.91	50.25	54.00	-3.75	Vertical

- Remark: 1. If Peak Result complies with AV limit, AV Result is deemed to comply with AV limit.  
 2. Test setup: RBW: 1 MHz, VBW: 3 MHz, Sweep time: auto.  
 3. Measurement = Reading Level + Correct Factor.  
 4. Only the worst case emission was recorded, if it complies with the limit, the other emissions deemed to comply with the limit.



Test Mode	Channel	Polarization	Verdict
11AC40	5230	Horizontal	PASS



PK Result:

No.	Frequency	Reading Level	Correct Factor	Result	Limit	Margin	Remark
	[MHz]	[dBuV/m]	[dB]	[dBuV/m]	[dBuV/m]	[dB]	
1	4941.5510	41.06	20.32	61.38	74.00	-12.62	Horizontal
2	5150	39.57	19.91	59.48	74.00	-14.52	Horizontal

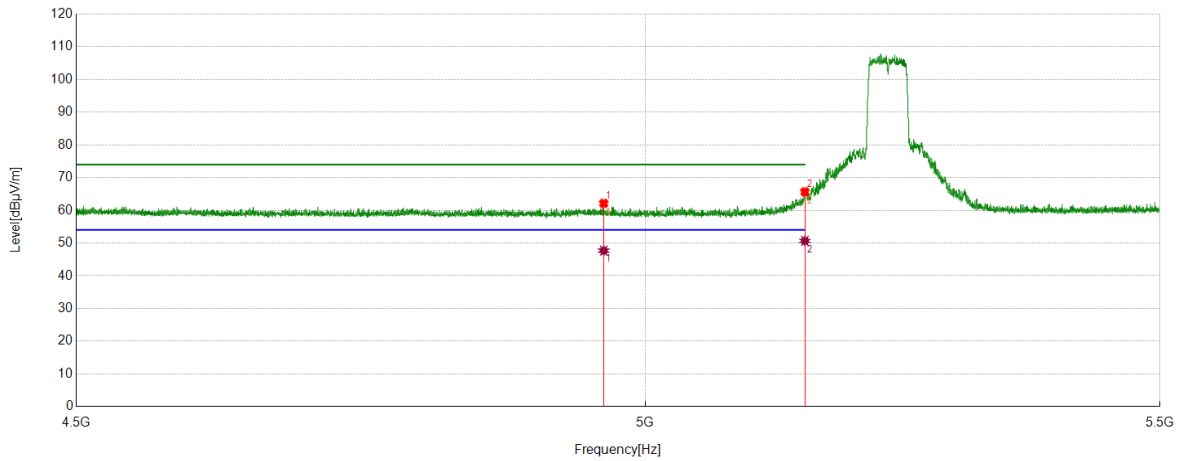
AV Result:

No.	Frequency	Reading Level	Correct Factor	Result	Limit	Margin	Remark
	[MHz]	[dBuV/m]	[dB]	[dBuV/m]	[dBuV/m]	[dB]	
1	4941.5510	27.86	20.32	48.18	54.00	-5.82	Horizontal
2	5150	27.95	19.91	47.86	54.00	-6.14	Horizontal

- Remark: 1. If Peak Result complies with AV limit, AV Result is deemed to comply with AV limit.  
 2. Test setup: RBW: 1 MHz, VBW: 3 MHz, Sweep time: auto.  
 3. Measurement = Reading Level + Correct Factor.  
 4. Only the worst case emission was recorded, if it complies with the limit, the other emissions deemed to comply with the limit.



Test Mode	Channel	Polarization	Verdict
11AC40	5230	Vertical	PASS



PK Result:

No.	Frequency	Reading Level	Correct Factor	Result	Limit	Margin	Remark
	[MHz]	[dBuV/m]	[dB]	[dBuV/m]	[dBuV/m]	[dB]	
1	4961.7420	42.09	19.95	62.04	74.00	-11.96	Vertical
2	5150	45.65	19.91	65.56	74.00	-8.44	Vertical

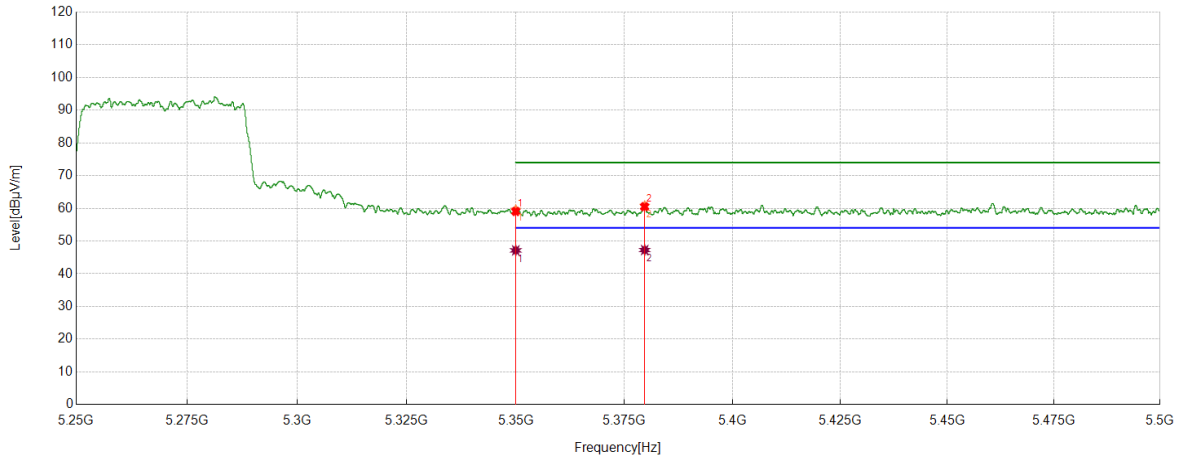
AV Result:

No.	Frequency	Reading Level	Correct Factor	Result	Limit	Margin	Remark
	[MHz]	[dBuV/m]	[dB]	[dBuV/m]	[dBuV/m]	[dB]	
1	4961.7420	27.72	19.95	47.67	54.00	-6.33	Vertical
2	5150	30.76	19.91	50.67	54.00	-3.33	Vertical

- Remark: 1. If Peak Result complies with AV limit, AV Result is deemed to comply with AV limit.  
 2. Test setup: RBW: 1 MHz, VBW: 3 MHz, Sweep time: auto.  
 3. Measurement = Reading Level + Correct Factor.  
 4. Only the worst case emission was recorded, if it complies with the limit, the other emissions deemed to comply with the limit.



Test Mode	Channel	Polarization	Verdict
11AC40	5270	Horizontal	PASS



PK Result:

No.	Frequency	Reading Level	Correct Factor	Result	Limit	Margin	Remark
	[MHz]	[dBuV/m]	[dB]	[dBuV/m]	[dBuV/m]	[dB]	
1	5350	38.87	20.70	59.57	74.00	-14.43	Horizontal
2	5379.6854	39.85	20.92	60.77	74.00	-13.23	Horizontal

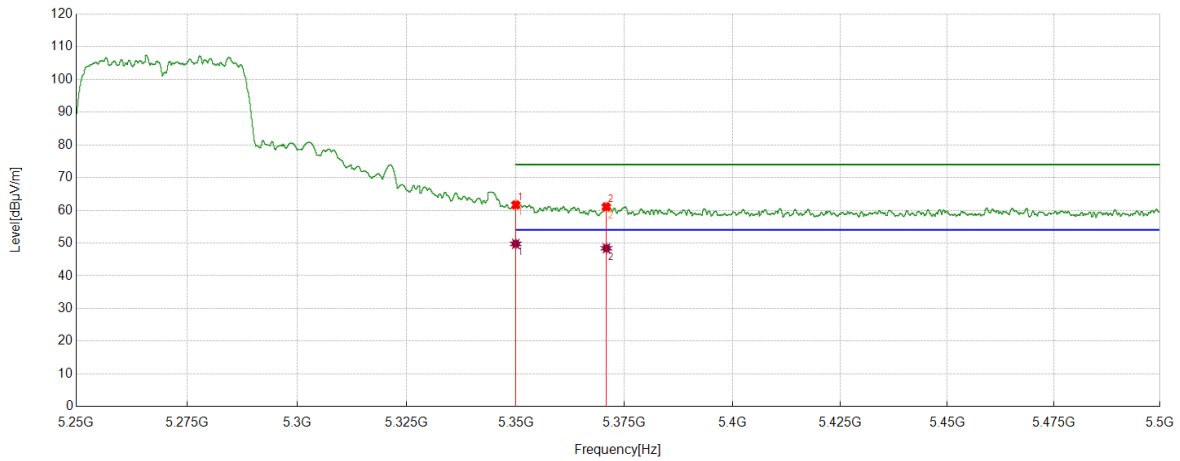
AV Result:

No.	Frequency	Reading Level	Correct Factor	Result	Limit	Margin	Remark
	[MHz]	[dBuV/m]	[dB]	[dBuV/m]	[dBuV/m]	[dB]	
1	5350	26.45	20.70	47.15	54.00	-6.85	Horizontal
2	5379.6854	26.34	20.92	47.26	54.00	-6.74	Horizontal

- Remark: 1. If Peak Result complies with AV limit, AV Result is deemed to comply with AV limit.  
 2. Test setup: RBW: 1 MHz, VBW: 3 MHz, Sweep time: auto.  
 3. Measurement = Reading Level + Correct Factor.  
 4. Only the worst case emission was recorded, if it complies with the limit, the other emissions deemed to comply with the limit.



Test Mode	Channel	Polarization	Verdict
11AC40	5270	Vertical	PASS



PK Result:

No.	Frequency	Reading Level	Correct Factor	Result	Limit	Margin	Remark
	[MHz]	[dBuV/m]	[dB]	[dBuV/m]	[dBuV/m]	[dB]	
1	5350	41.19	20.70	61.89	74.00	-12.11	Vertical
2	5370.8574	40.14	20.93	61.07	74.00	-12.93	Vertical

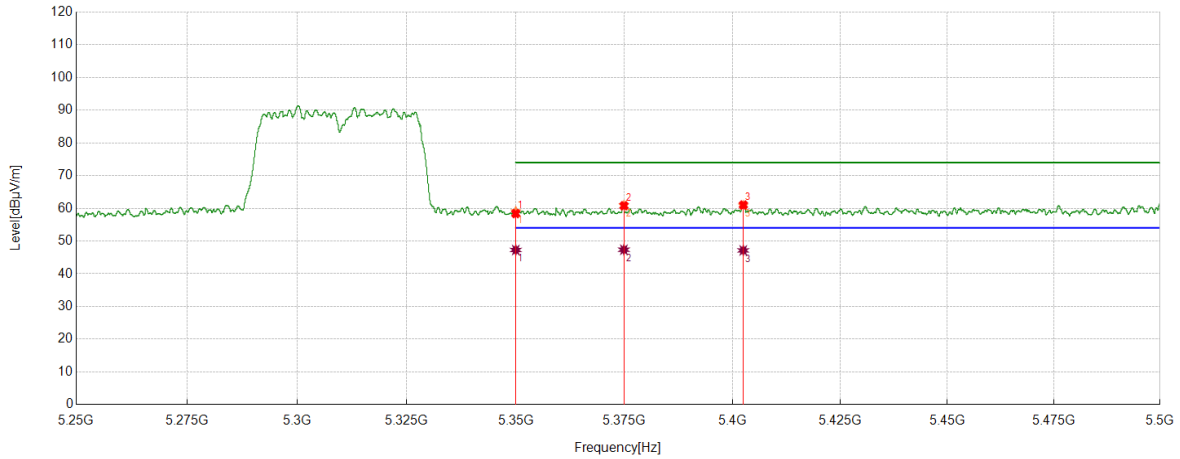
AV Result:

No.	Frequency	Reading Level	Correct Factor	Result	Limit	Margin	Remark
	[MHz]	[dBuV/m]	[dB]	[dBuV/m]	[dBuV/m]	[dB]	
1	5350	29.05	20.70	49.75	54.00	-4.25	Vertical
2	5370.8574	27.48	20.93	48.41	54.00	-5.59	Vertical

- Remark: 1. If Peak Result complies with AV limit, AV Result is deemed to comply with AV limit.  
 2. Test setup: RBW: 1 MHz, VBW: 3 MHz, Sweep time: auto.  
 3. Measurement = Reading Level + Correct Factor.  
 4. Only the worst case emission was recorded, if it complies with the limit, the other emissions deemed to comply with the limit.



Test Mode	Channel	Polarization	Verdict
11AC40	5310	Horizontal	PASS



PK Result:

No.	Frequency	Reading Level	Correct Factor	Result	Limit	Margin	Remark
	[MHz]	[dBuV/m]	[dB]	[dBuV/m]	[dBuV/m]	[dB]	
1	5350	38.35	20.70	59.05	74.00	-14.95	Horizontal
2	5374.8854	39.96	20.93	60.89	74.00	-13.11	Horizontal
3	5402.4882	39.84	21.03	60.87	74.00	-13.13	Horizontal

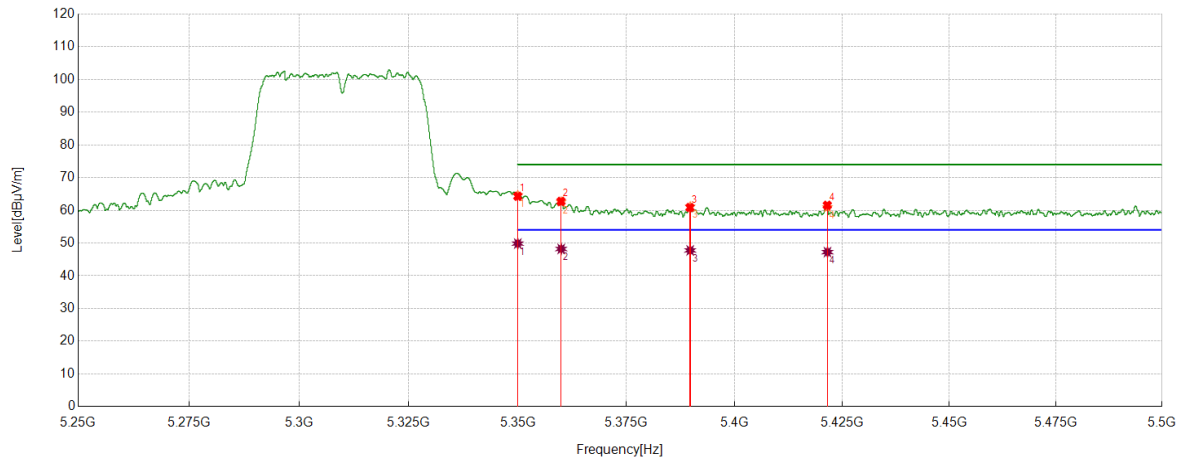
AV Result:

No.	Frequency	Reading Level	Correct Factor	Result	Limit	Margin	Remark
	[MHz]	[dBuV/m]	[dB]	[dBuV/m]	[dBuV/m]	[dB]	
1	5350	26.57	20.70	47.27	54.00	-6.73	Horizontal
2	5374.8854	26.42	20.93	47.35	54.00	-6.65	Horizontal
3	5402.4882	26.11	21.03	47.14	54.00	-6.86	Horizontal

- Remark: 1. If Peak Result complies with AV limit, AV Result is deemed to comply with AV limit.  
 2. Test setup: RBW: 1 MHz, VBW: 3 MHz, Sweep time: auto.  
 3. Measurement = Reading Level + Correct Factor.  
 4. Only the worst case emission was recorded, if it complies with the limit, the other emissions deemed to comply with the limit.



Test Mode	Channel	Polarization	Verdict
11AC40	5310	Vertical	PASS



PK Result:

No.	Frequency	Reading Level	Correct Factor	Result	Limit	Margin	Remark
	[MHz]	[dBuV/m]	[dB]	[dBuV/m]	[dBuV/m]	[dB]	
1	5350	43.89	20.70	64.59	74.00	-9.41	Vertical
2	5359.9859	41.84	20.75	62.59	74.00	-11.41	Vertical
3	5389.7389	39.96	21.14	61.10	74.00	-12.90	Vertical
4	5421.5921	39.98	20.93	60.91	74.00	-13.09	Vertical

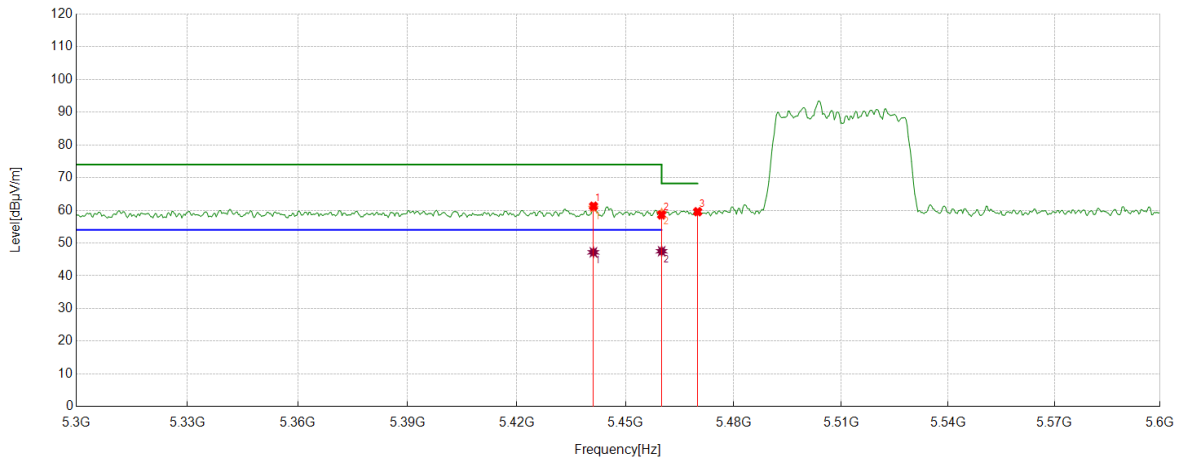
AV Result:

No.	Frequency	Reading Level	Correct Factor	Result	Limit	Margin	Remark
	[MHz]	[dBuV/m]	[dB]	[dBuV/m]	[dBuV/m]	[dB]	
1	5350	29.14	20.70	49.84	54.00	-4.16	Vertical
2	5359.9859	27.45	20.75	48.20	54.00	-5.80	Vertical
3	5389.7389	26.62	21.14	47.76	54.00	-6.24	Vertical
4	5421.5921	26.31	20.93	47.24	54.00	-6.76	Vertical

- Remark: 1. If Peak Result complies with AV limit, AV Result is deemed to comply with AV limit.  
 2. Test setup: RBW: 1 MHz, VBW: 3 MHz, Sweep time: auto.  
 3. Measurement = Reading Level + Correct Factor.  
 4. Only the worst case emission was recorded, if it complies with the limit, the other emissions deemed to comply with the limit.



Test Mode	Channel	Polarization	Verdict
11AC40	5510	Horizontal	PASS



PK Result:

No.	Frequency	Reading Level	Correct Factor	Result	Limit	Margin	Remark
	[MHz]	[dBuV/m]	[dB]	[dBuV/m]	[dBuV/m]	[dB]	
1	5441.1052	39.76	21.01	60.77	74.00	-13.23	Horizontal
2	5460	38.10	21.03	59.13	74.00	-14.87	Horizontal
3	5470	38.48	21.10	59.58	68.20	-8.62	Horizontal

AV Result:

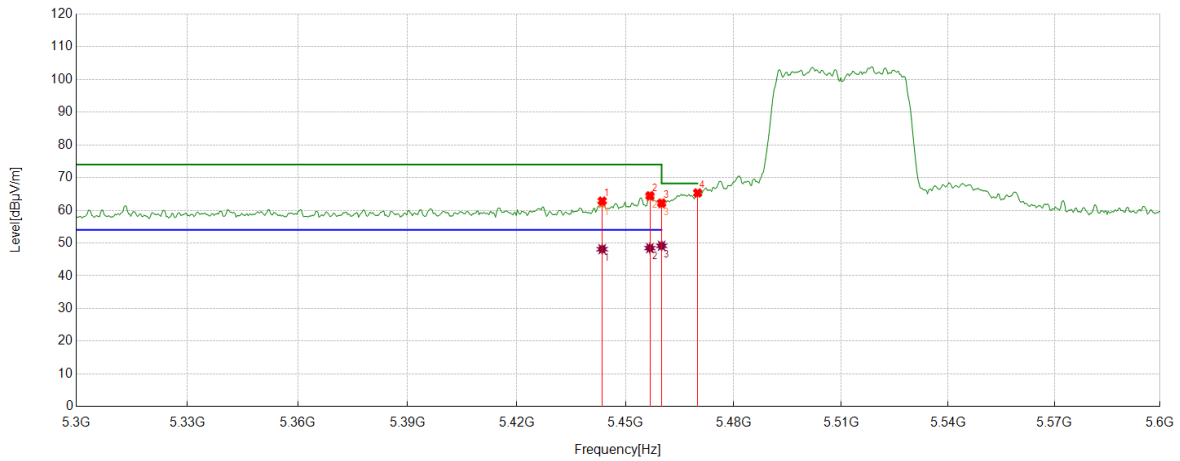
No.	Frequency	Reading Level	Correct Factor	Result	Limit	Margin	Remark
	[MHz]	[dBuV/m]	[dB]	[dBuV/m]	[dBuV/m]	[dB]	
1	5441.1052	26.17	21.01	47.18	54.00	-6.82	Horizontal
2	5460	26.47	21.03	47.50	54.00	-6.50	Horizontal

- Remark: 1. If Peak Result complies with AV limit, AV Result is deemed to comply with AV limit.  
 2. Test setup: RBW: 1 MHz, VBW: 3 MHz, Sweep time: auto.  
 3. Measurement = Reading Level + Correct Factor.  
 4. Only the worst case emission was recorded, if it complies with the limit, the other emissions deemed to comply with the limit.





Test Mode	Channel	Polarization	Verdict
11AC40	5510	Vertical	PASS



PK Result:

No.	Frequency	Reading Level	Correct Factor	Result	Limit	Margin	Remark
	[MHz]	[dBuV/m]	[dB]	[dBuV/m]	[dBuV/m]	[dB]	
1	5443.5311	41.06	21.01	62.07	74.00	-11.93	Vertical
2	5456.7444	43.13	21.02	64.15	74.00	-9.85	Vertical
3	5460	40.84	21.03	61.87	74.00	-12.13	Vertical
4	5470	44.22	21.10	65.32	68.20	-2.88	Vertical

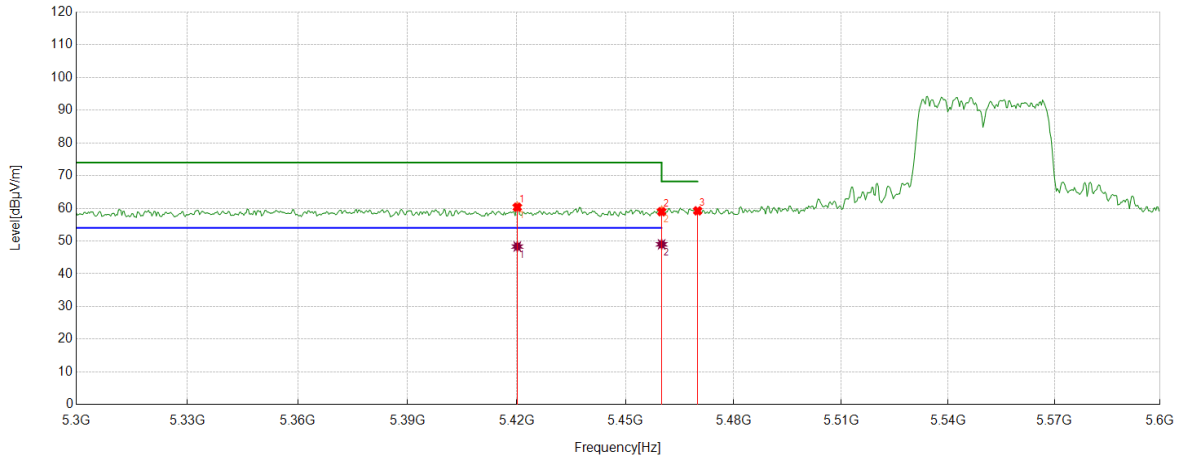
AV Result:

No.	Frequency	Reading Level	Correct Factor	Result	Limit	Margin	Remark
	[MHz]	[dBuV/m]	[dB]	[dBuV/m]	[dBuV/m]	[dB]	
1	5443.5311	27.13	21.01	48.14	54.00	-5.86	Vertical
2	5456.7444	27.44	21.02	48.46	54.00	-5.54	Vertical
3	5460	28.13	21.03	49.16	54.00	-4.84	Vertical

- Remark: 1. If Peak Result complies with AV limit, AV Result is deemed to comply with AV limit.  
 2. Test setup: RBW: 1 MHz, VBW: 3 MHz, Sweep time: auto.  
 3. Measurement = Reading Level + Correct Factor.  
 4. Only the worst case emission was recorded, if it complies with the limit, the other emissions deemed to comply with the limit.



Test Mode	Channel	Polarization	Verdict
11AC40	5550	Horizontal	PASS



PK Result:

No.	Frequency	Reading Level	Correct Factor	Result	Limit	Margin	Remark
	[MHz]	[dBuV/m]	[dB]	[dBuV/m]	[dBuV/m]	[dB]	
1	5420.1201	39.83	20.65	60.48	74.00	-13.52	Horizontal
2	5460	38.73	20.50	59.23	74.00	-14.77	Horizontal
3	5470	38.66	20.58	59.24	68.20	-8.96	Horizontal

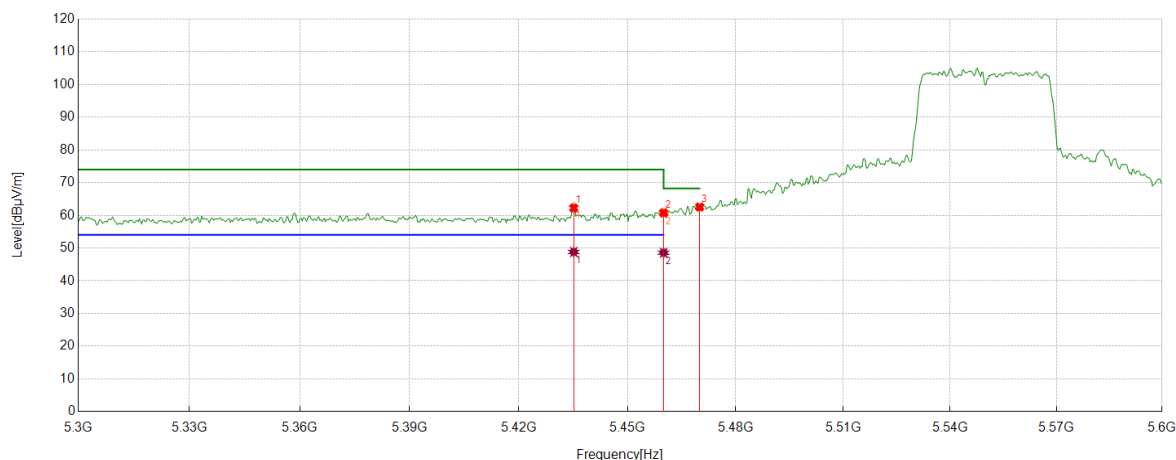
AV Result:

No.	Frequency	Reading Level	Correct Factor	Result	Limit	Margin	Remark
	[MHz]	[dBuV/m]	[dB]	[dBuV/m]	[dBuV/m]	[dB]	
1	5420.1201	27.67	20.65	48.32	54.00	-5.68	Horizontal
2	5460	28.50	20.50	49.00	54.00	-5.00	Horizontal

- Remark: 1. If Peak Result complies with AV limit, AV Result is deemed to comply with AV limit.  
 2. Test setup: RBW: 1 MHz, VBW: 3 MHz, Sweep time: auto.  
 3. Measurement = Reading Level + Correct Factor.  
 4. Only the worst case emission was recorded, if it complies with the limit, the other emissions deemed to comply with the limit.



Test Mode	Channel	Polarization	Verdict
11AC40	5550	Vertical	PASS



PK Result:

No.	Frequency	Reading Level	Correct Factor	Result	Limit	Margin	Remark
	[MHz]	[dBuV/m]	[dB]	[dBuV/m]	[dBuV/m]	[dB]	
1	5435.1351	41.73	20.68	62.41	74.00	-11.59	Vertical
2	5460	40.26	20.50	60.76	74.00	-13.24	Vertical
3	5470	41.96	20.58	62.54	68.20	-5.66	Vertical

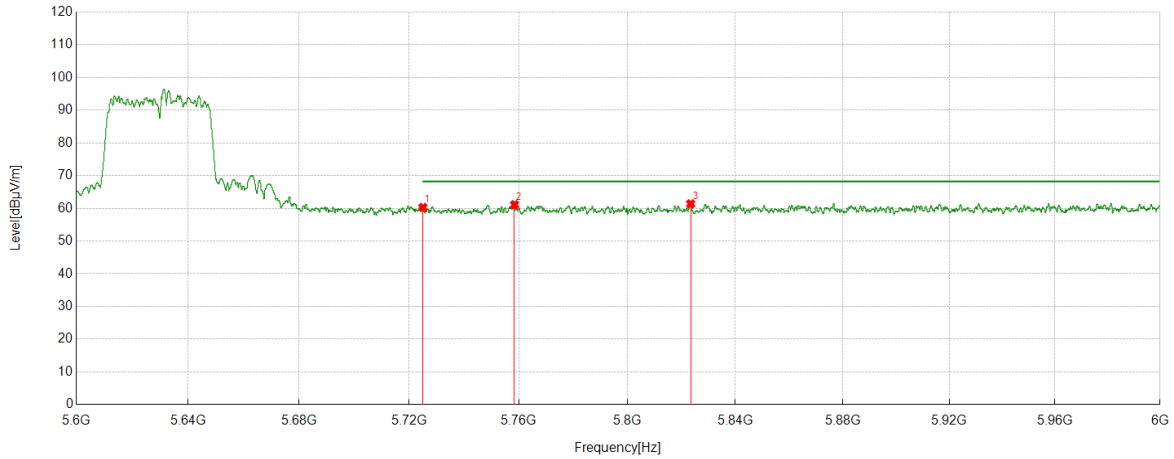
AV Result:

No.	Frequency	Reading Level	Correct Factor	Result	Limit	Margin	Remark
	[MHz]	[dBuV/m]	[dB]	[dBuV/m]	[dBuV/m]	[dB]	
1	5435.1351	28.12	20.68	48.80	54.00	-5.20	Vertical
2	5460	28.07	20.50	48.57	54.00	-5.43	Vertical

- Remark: 1. If Peak Result complies with AV limit, AV Result is deemed to comply with AV limit.  
 2. Test setup: RBW: 1 MHz, VBW: 3 MHz, Sweep time: auto.  
 3. Measurement = Reading Level + Correct Factor.  
 4. Only the worst case emission was recorded, if it complies with the limit, the other emissions deemed to comply with the limit.



Test Mode	Channel	Polarization	Verdict
11AC40	5630	Horizontal	PASS



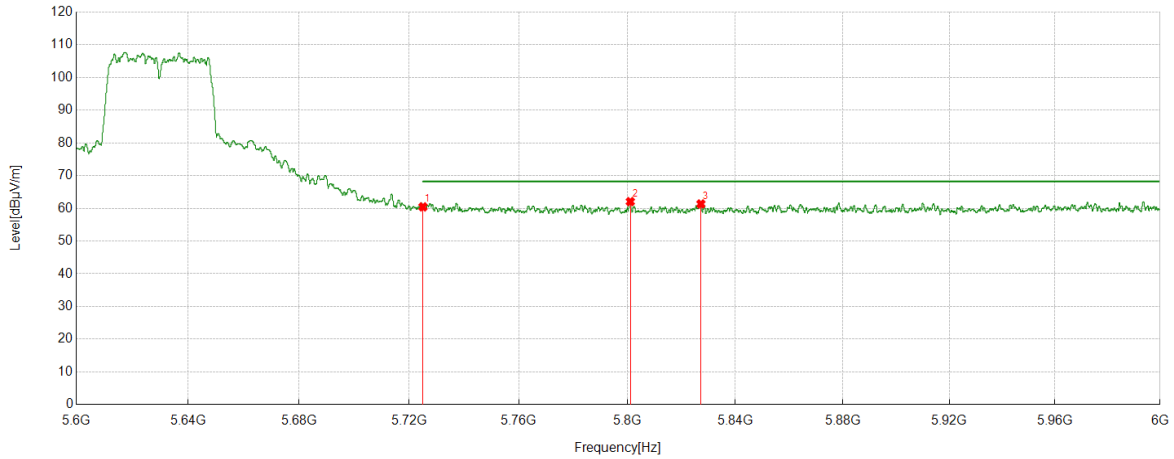
PK Result:

No.	Frequency	Reading Level	Correct Factor	Result	Limit	Margin	Remark
	[MHz]	[dBuV/m]	[dB]	[dBuV/m]	[dBuV/m]	[dB]	
1	5725	38.63	21.62	60.25	68.20	-7.95	Horizontal
2	5758.4558	39.41	21.69	61.10	68.20	-7.10	Horizontal
3	5823.3823	39.50	21.87	61.37	68.20	-6.83	Horizontal

- Remark: 1. If Peak Result complies with AV limit, AV Result is deemed to comply with AV limit.  
 2. Test setup: RBW: 1 MHz, VBW: 3 MHz, Sweep time: auto.  
 3. Measurement = Reading Level + Correct Factor.  
 4. Only the worst case emission was recorded, if it complies with the limit, the other emissions deemed to comply with the limit.



Test Mode	Channel	Polarization	Verdict
11AC40	5630	Vertical	PASS



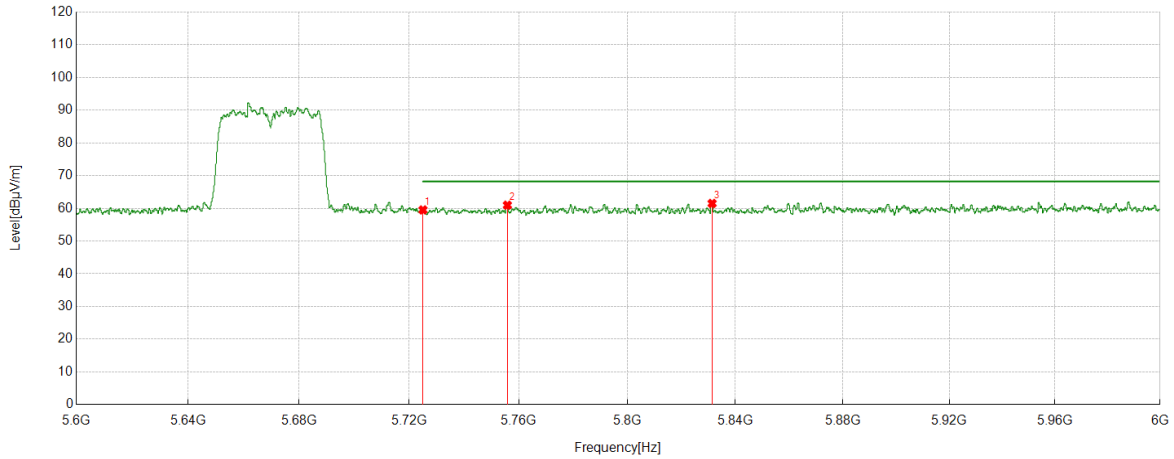
PK Result:

No.	Frequency	Reading Level	Correct Factor	Result	Limit	Margin	Remark
	[MHz]	[dBuV/m]	[dB]	[dBuV/m]	[dBuV/m]	[dB]	
1	5725	38.82	21.62	60.44	68.20	-7.76	Vertical
2	5801.0601	40.12	21.94	62.06	68.20	-6.14	Vertical
3	5827.1827	39.46	21.88	61.34	68.20	-6.86	Vertical

- Remark: 1. If Peak Result complies with AV limit, AV Result is deemed to comply with AV limit.  
 2. Test setup: RBW: 1 MHz, VBW: 3 MHz, Sweep time: auto.  
 3. Measurement = Reading Level + Correct Factor.  
 4. Only the worst case emission was recorded, if it complies with the limit, the other emissions deemed to comply with the limit.



Test Mode	Channel	Polarization	Verdict
11AC40	5670	Horizontal	PASS



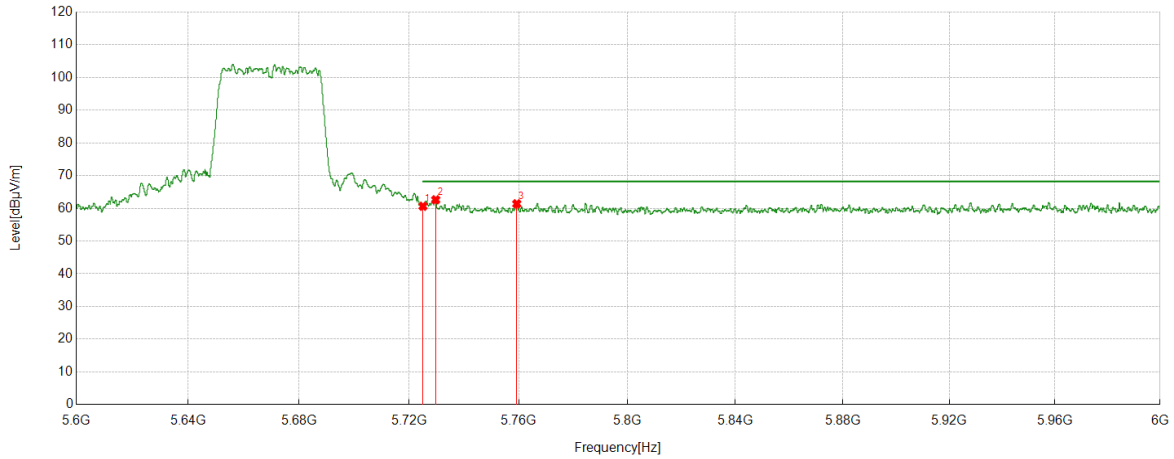
PK Result:

No.	Frequency	Reading Level	Correct Factor	Result	Limit	Margin	Remark
	[MHz]	[dBuV/m]	[dB]	[dBuV/m]	[dBuV/m]	[dB]	
1	5725	37.89	21.62	59.51	68.20	-8.69	Horizontal
2	5755.8556	39.29	21.67	60.96	68.20	-7.24	Horizontal
3	5831.3431	39.59	21.90	61.49	68.20	-6.71	Horizontal

- Remark: 1. If Peak Result complies with AV limit, AV Result is deemed to comply with AV limit.  
 2. Test setup: RBW: 1 MHz, VBW: 3 MHz, Sweep time: auto.  
 3. Measurement = Reading Level + Correct Factor.  
 4. Only the worst case emission was recorded, if it complies with the limit, the other emissions deemed to comply with the limit.



Test Mode	Channel	Polarization	Verdict
11AC40	5670	Vertical	PASS



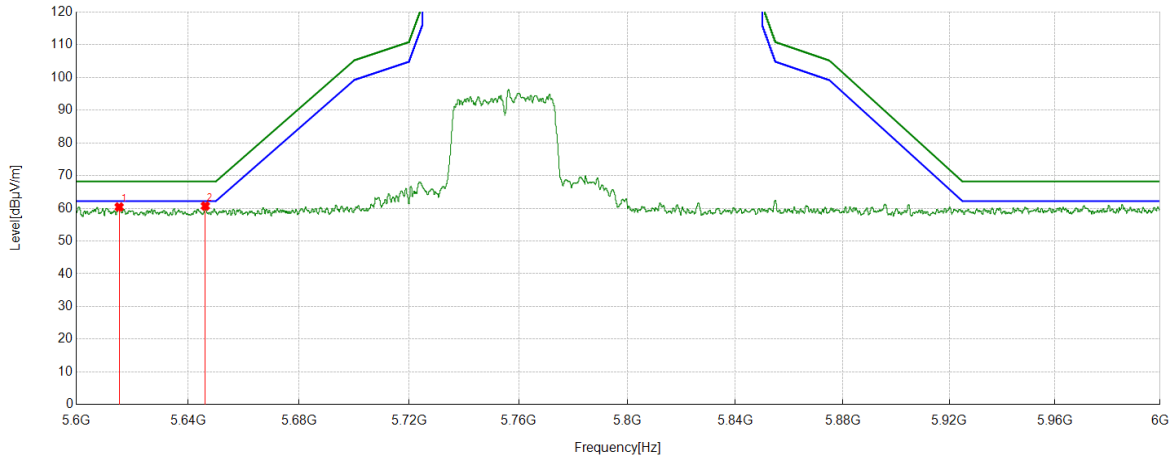
PK Result:

No.	Frequency	Reading Level	Correct Factor	Result	Limit	Margin	Remark
	[MHz]	[dBuV/m]	[dB]	[dBuV/m]	[dBuV/m]	[dB]	
1	5725	39.02	21.62	60.64	68.20	-7.56	Vertical
2	5729.653	41.03	21.57	62.60	68.20	-5.60	Vertical
3	5759.2959	39.68	21.70	61.38	68.20	-6.82	Vertical

- Remark: 1. If Peak Result complies with AV limit, AV Result is deemed to comply with AV limit.  
 2. Test setup: RBW: 1 MHz, VBW: 3 MHz, Sweep time: auto.  
 3. Measurement = Reading Level + Correct Factor.  
 4. Only the worst case emission was recorded, if it complies with the limit, the other emissions deemed to comply with the limit.



Test Mode	Channel	Polarization	Verdict
11AC40	5755	Horizontal	PASS



PK Result:

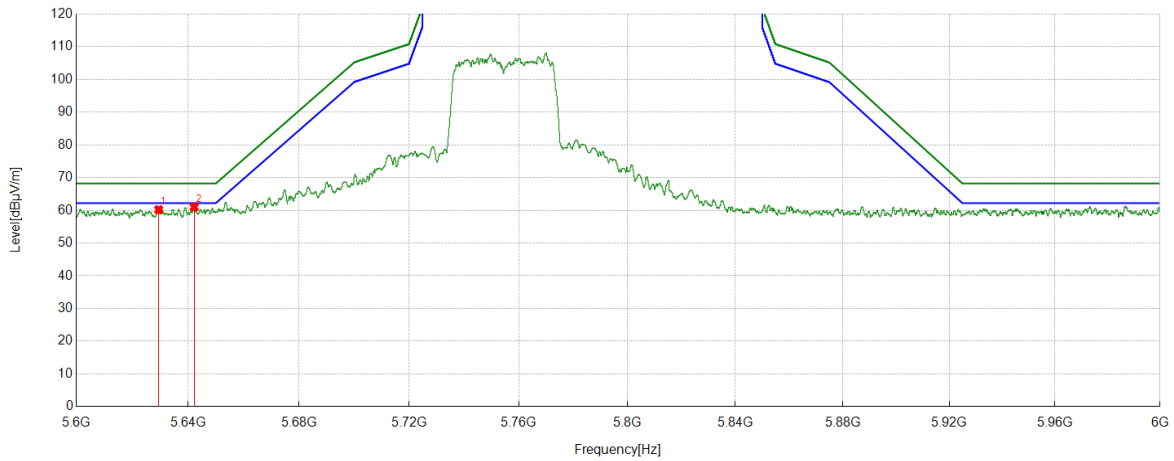
No.	Frequency	Reading Level	Correct Factor	Result	Limit	Margin	Remark
	[MHz]	[dBuV/m]	[dB]	[dBuV/m]	[dBuV/m]	[dB]	
1	5615.3615	38.92	21.49	60.41	68.20	-7.79	Horizontal
2	5646.2446	39.09	21.62	60.71	68.20	-7.49	Horizontal

- Remark: 1. If Peak Result complies with AV limit, AV Result is deemed to comply with AV limit.  
 2. Test setup: RBW: 1 MHz, VBW: 3 MHz, Sweep time: auto.  
 3. Measurement = Reading Level + Correct Factor.  
 4. Only the worst case emission was recorded, if it complies with the limit, the other emissions deemed to comply with the limit.





Test Mode	Channel	Polarization	Verdict
11AC40	5755	Vertical	PASS



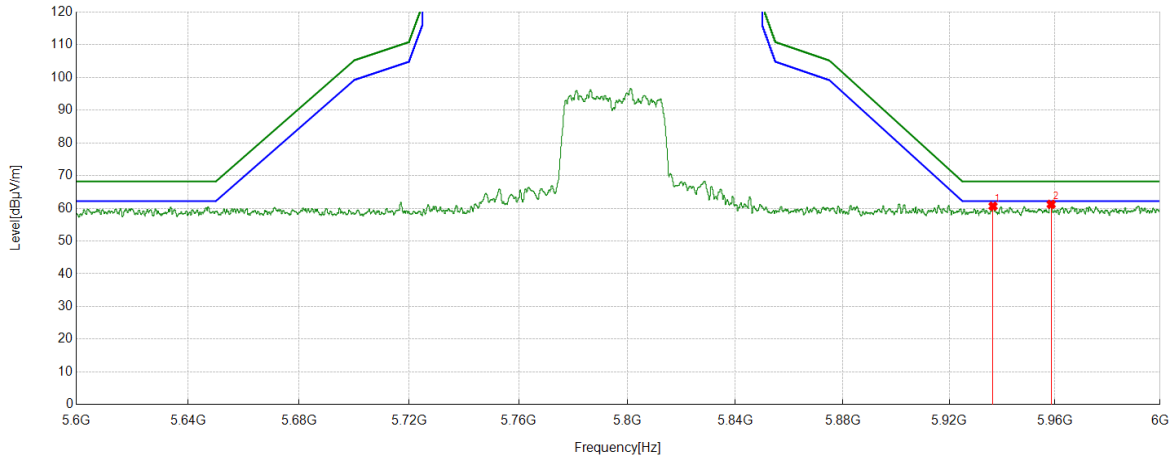
PK Result:

No.	Frequency	Reading Level	Correct Factor	Result	Limit	Margin	Remark
	[MHz]	[dBuV/m]	[dB]	[dBuV/m]	[dBuV/m]	[dB]	
1	5629.4829	38.77	21.43	60.20	68.20	-8.00	Vertical
2	5642.2442	39.47	21.54	61.01	68.20	-7.19	Vertical

- Remark: 1. If Peak Result complies with AV limit, AV Result is deemed to comply with AV limit.  
 2. Test setup: RBW: 1 MHz, VBW: 3 MHz, Sweep time: auto.  
 3. Measurement = Reading Level + Correct Factor.  
 4. Only the worst case emission was recorded, if it complies with the limit, the other emissions deemed to comply with the limit.



Test Mode	Channel	Polarization	Verdict
11AC40	5795	Horizontal	PASS



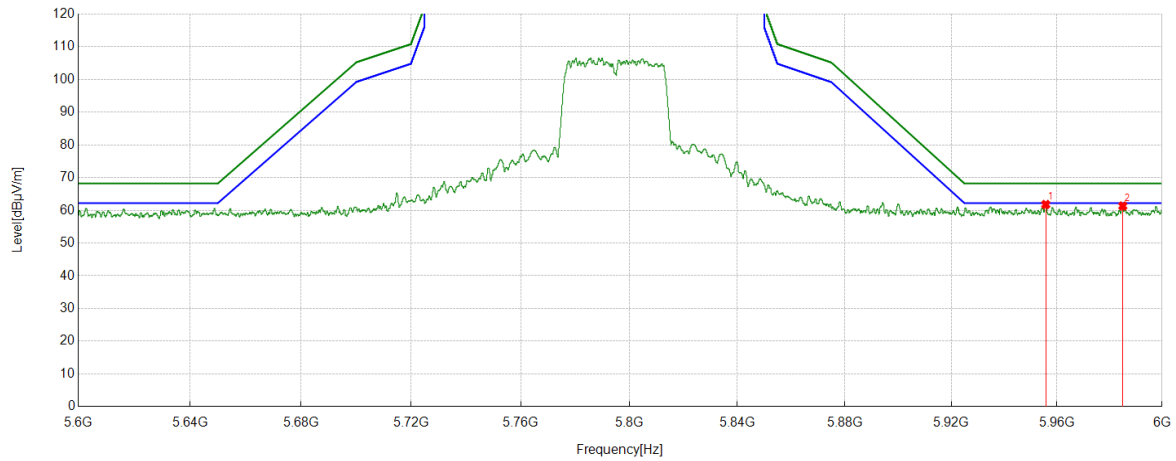
PK Result:

No.	Frequency	Reading Level	Correct Factor	Result	Limit	Margin	Remark
	[MHz]	[dBuV/m]	[dB]	[dBuV/m]	[dBuV/m]	[dB]	
1	5936.5537	38.46	22.19	60.65	68.20	-7.55	Horizontal
2	5958.5559	39.09	22.13	61.22	68.20	-6.98	Horizontal

- Remark: 1. If Peak Result complies with AV limit, AV Result is deemed to comply with AV limit.  
 2. Test setup: RBW: 1 MHz, VBW: 3 MHz, Sweep time: auto.  
 3. Measurement = Reading Level + Correct Factor.  
 4. Only the worst case emission was recorded, if it complies with the limit, the other emissions deemed to comply with the limit.



Test Mode	Channel	Polarization	Verdict
11AC40	5795	Vertical	PASS



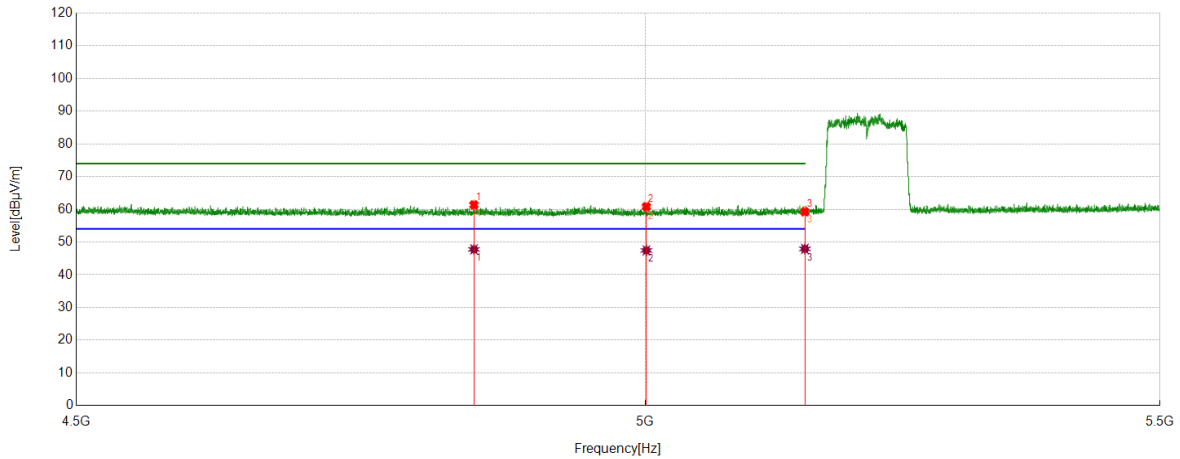
PK Result:

No.	Frequency	Reading Level	Correct Factor	Result	Limit	Margin	Remark
	[MHz]	[dBuV/m]	[dB]	[dBuV/m]	[dBuV/m]	[dB]	
1	5955.7556	39.64	22.13	61.77	68.20	-6.43	Vertical
2	5985.0385	39.12	22.20	61.32	68.20	-6.88	Vertical

- Remark: 1. If Peak Result complies with AV limit, AV Result is deemed to comply with AV limit.  
 2. Test setup: RBW: 1 MHz, VBW: 3 MHz, Sweep time: auto.  
 3. Measurement = Reading Level + Correct Factor.  
 4. Only the worst case emission was recorded, if it complies with the limit, the other emissions deemed to comply with the limit.



Test Mode	Channel	Polarization	Verdict
11AC80	5210	Horizontal	PASS



PK Result:

No.	Frequency	Reading Level	Correct Factor	Result	Limit	Margin	Remark
	[MHz]	[dBuV/m]	[dB]	[dBuV/m]	[dBuV/m]	[dB]	
1	4843.9712	41.54	19.80	61.34	74.00	-12.66	Horizontal
2	5001.0869	40.74	19.84	60.58	74.00	-13.42	Horizontal
3	5150	39.45	19.91	59.36	74.00	-14.64	Horizontal

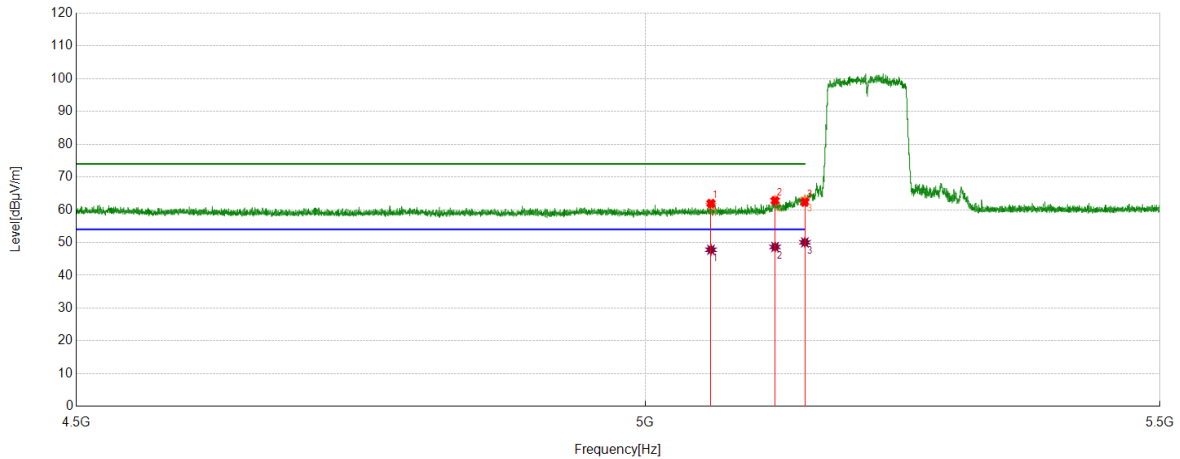
AV Result:

No.	Frequency	Reading Level	Correct Factor	Result	Limit	Margin	Remark
	[MHz]	[dBuV/m]	[dB]	[dBuV/m]	[dBuV/m]	[dB]	
1	4843.9712	27.96	19.80	47.76	54.00	-6.24	Horizontal
2	5001.0869	27.60	19.84	47.44	54.00	-6.56	Horizontal
3	5150	28.00	19.91	47.91	54.00	-6.09	Horizontal

- Remark: 1. If Peak Result complies with AV limit, AV Result is deemed to comply with AV limit.  
 2. Test setup: RBW: 1 MHz, VBW: 3 MHz, Sweep time: auto.  
 3. Measurement = Reading Level + Correct Factor.  
 4. Only the worst case emission was recorded, if it complies with the limit, the other emissions deemed to comply with the limit.



Test Mode	Channel	Polarization	Verdict
11AC80	5210	Vertical	PASS



PK Result:

No.	Frequency	Reading Level	Correct Factor	Result	Limit	Margin	Remark
	[MHz]	[dBuV/m]	[dB]	[dBuV/m]	[dBuV/m]	[dB]	
1	5061.2205	41.82	19.66	61.48	74.00	-12.52	Vertical
2	5121.6266	42.84	20.05	62.89	74.00	-11.11	Vertical
3	5150	43.15	19.91	63.06	74.00	-10.94	Vertical

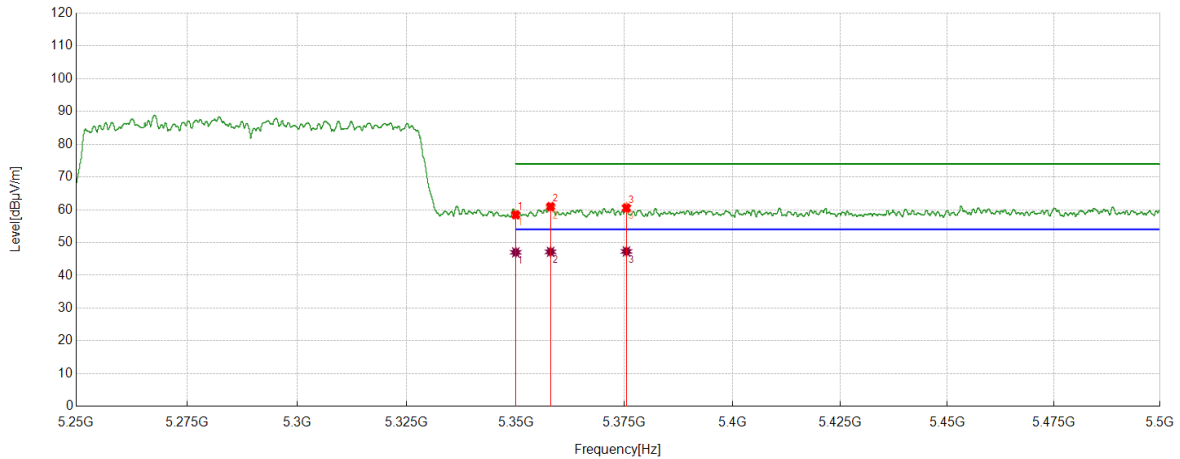
AV Result:

No.	Frequency	Reading Level	Correct Factor	Result	Limit	Margin	Remark
	[MHz]	[dBuV/m]	[dB]	[dBuV/m]	[dBuV/m]	[dB]	
1	5061.2205	28.14	19.66	47.80	54.00	-6.20	Vertical
2	5121.6266	28.61	20.05	48.66	54.00	-5.34	Vertical
3	5150	30.14	19.91	50.05	54.00	-3.95	Vertical

- Remark: 1. If Peak Result complies with AV limit, AV Result is deemed to comply with AV limit.  
 2. Test setup: RBW: 1 MHz, VBW: 3 MHz, Sweep time: auto.  
 3. Measurement = Reading Level + Correct Factor.  
 4. Only the worst case emission was recorded, if it complies with the limit, the other emissions deemed to comply with the limit.



Test Mode	Channel	Polarization	Verdict
11AC80	5290	Horizontal	PASS



PK Result:

No.	Frequency	Reading Level	Correct Factor	Result	Limit	Margin	Remark
	[MHz]	[dBuV/m]	[dB]	[dBuV/m]	[dBuV/m]	[dB]	
1	5350	37.88	20.70	58.58	74.00	-15.42	Horizontal
2	5358.0004	39.92	20.74	60.66	74.00	-13.34	Horizontal
3	5375.4771	39.89	20.92	60.81	74.00	-13.19	Horizontal

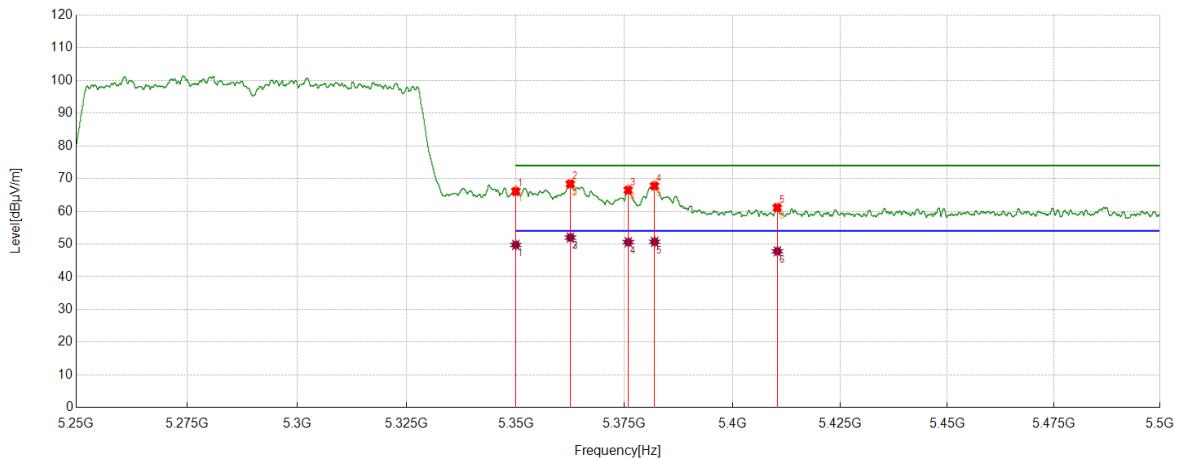
AV Result:

No.	Frequency	Reading Level	Correct Factor	Result	Limit	Margin	Remark
	[MHz]	[dBuV/m]	[dB]	[dBuV/m]	[dBuV/m]	[dB]	
1	5350	26.32	20.70	47.02	54.00	-6.98	Horizontal
2	5358.0004	26.43	20.74	47.17	54.00	-6.83	Horizontal
3	5375.4771	26.37	20.92	47.29	54.00	-6.71	Horizontal

- Remark: 1. If Peak Result complies with AV limit, AV Result is deemed to comply with AV limit.  
 2. Test setup: RBW: 1 MHz, VBW: 3 MHz, Sweep time: auto.  
 3. Measurement = Reading Level + Correct Factor.  
 4. Only the worst case emission was recorded, if it complies with the limit, the other emissions deemed to comply with the limit.



Test Mode	Channel	Polarization	Verdict
11AC80	5290	Vertical	PASS



PK Result:

No.	Frequency	Reading Level	Correct Factor	Result	Limit	Margin	Remark
	[MHz]	[dBuV/m]	[dB]	[dBuV/m]	[dBuV/m]	[dB]	
1	5350	45.77	20.70	66.47	74.00	-7.53	Vertical
2	5362.5632	47.61	20.80	68.41	74.00	-5.59	Vertical
3	5362.5832	47.69	20.80	68.49	74.00	-5.51	Vertical
4	5375.9095	45.79	20.92	66.71	74.00	-7.29	Vertical
5	5381.9851	47.10	20.96	68.06	74.00	-5.94	Vertical

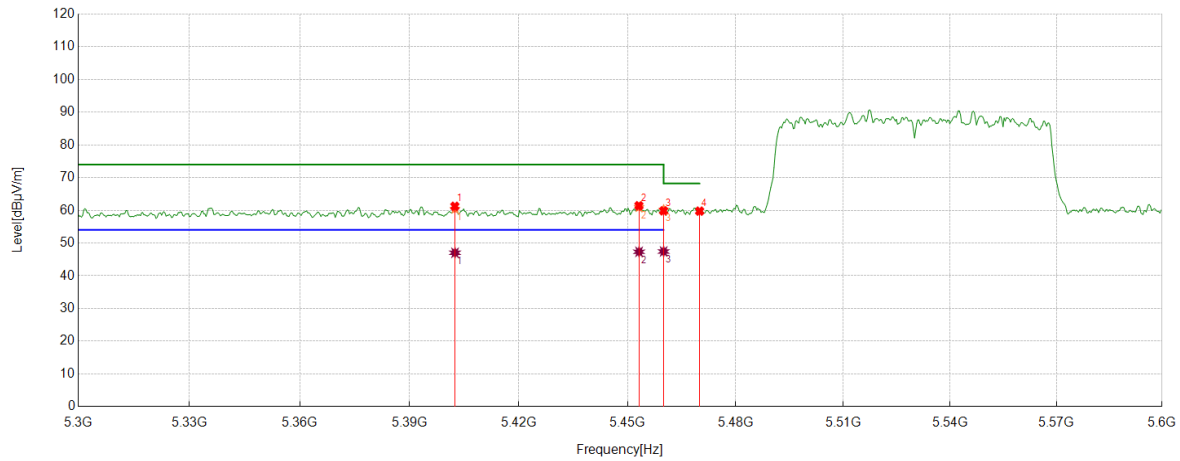
AV Result:

No.	Frequency	Reading Level	Correct Factor	Result	Limit	Margin	Remark
	[MHz]	[dBuV/m]	[dB]	[dBuV/m]	[dBuV/m]	[dB]	
1	5350	29.03	20.70	49.73	54.00	-4.27	Vertical
2	5362.5632	31.18	20.80	51.98	54.00	-2.02	Vertical
3	5362.5832	31.23	20.80	52.03	54.00	-1.97	Vertical
4	5375.9095	29.65	20.92	50.57	54.00	-3.43	Vertical
5	5381.9851	29.72	20.96	50.68	54.00	-3.32	Vertical

- Remark: 1. If Peak Result complies with AV limit, AV Result is deemed to comply with AV limit.  
 2. Test setup: RBW: 1 MHz, VBW: 3 MHz, Sweep time: auto.  
 3. Measurement = Reading Level + Correct Factor.  
 4. Only the worst case emission was recorded, if it complies with the limit, the other emissions deemed to comply with the limit.



Test Mode	Channel	Polarization	Verdict
11AC80	5530	Horizontal	PASS



PK Result:

No.	Frequency	Reading Level	Correct Factor	Result	Limit	Margin	Remark
	[MHz]	[dBuV/m]	[dB]	[dBuV/m]	[dBuV/m]	[dB]	
1	5402.4382	39.40	21.03	60.43	74.00	-13.57	Horizontal
2	5453.1890	39.92	21.02	60.94	74.00	-13.06	Horizontal
3	5460	39.13	21.03	60.16	74.00	-13.84	Horizontal
4	5470	38.66	21.10	59.76	68.20	-8.44	Horizontal

AV Result:

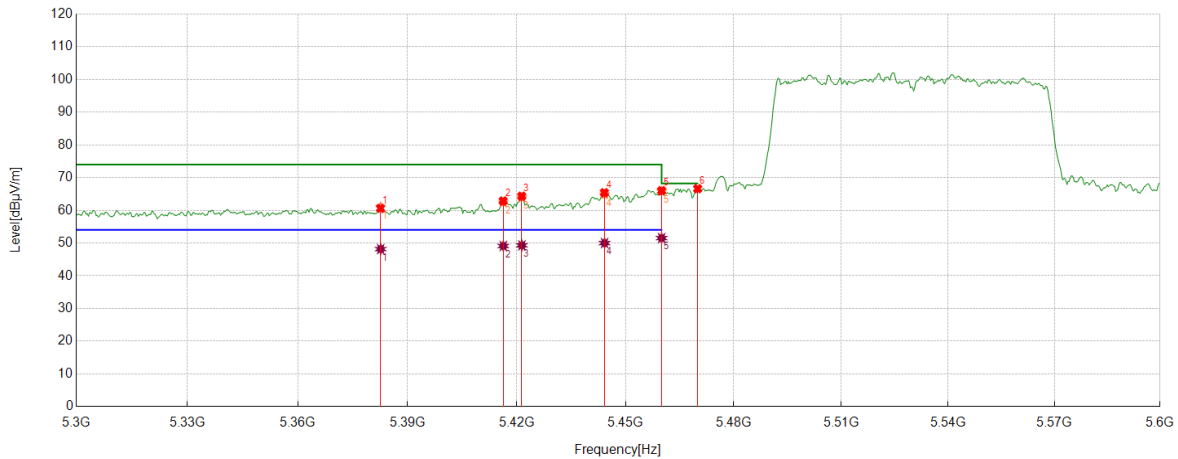
No.	Frequency	Reading Level	Correct Factor	Result	Limit	Margin	Remark
	[MHz]	[dBuV/m]	[dB]	[dBuV/m]	[dBuV/m]	[dB]	
1	5402.4382	26.00	21.03	47.03	54.00	-6.97	Horizontal
2	5453.1890	26.31	21.02	47.33	54.00	-6.67	Horizontal
3	5460	26.39	21.03	47.42	54.00	-6.58	Horizontal

- Remark: 1. If Peak Result complies with AV limit, AV Result is deemed to comply with AV limit.  
 2. Test setup: RBW: 1 MHz, VBW: 3 MHz, Sweep time: auto.  
 3. Measurement = Reading Level + Correct Factor.  
 4. Only the worst case emission was recorded, if it complies with the limit, the other emissions deemed to comply with the limit.





Test Mode	Channel	Polarization	Verdict
11AC80	5530	Vertical	PASS



PK Result:

No.	Frequency	Reading Level	Correct Factor	Result	Limit	Margin	Remark
	[MHz]	[dBuV/m]	[dB]	[dBuV/m]	[dBuV/m]	[dB]	
1	5382.6243	40.05	20.99	61.04	74.00	-12.96	Vertical
2	5416.2579	41.43	20.96	62.39	74.00	-11.61	Vertical
3	5421.3630	42.96	20.93	63.89	74.00	-10.11	Vertical
4	5444.1858	43.86	21.01	64.87	74.00	-9.13	Vertical
5	5460	44.78	21.03	65.81	74.00	-8.19	Vertical
6	5470	45.52	21.10	66.62	68.20	-1.58	Vertical

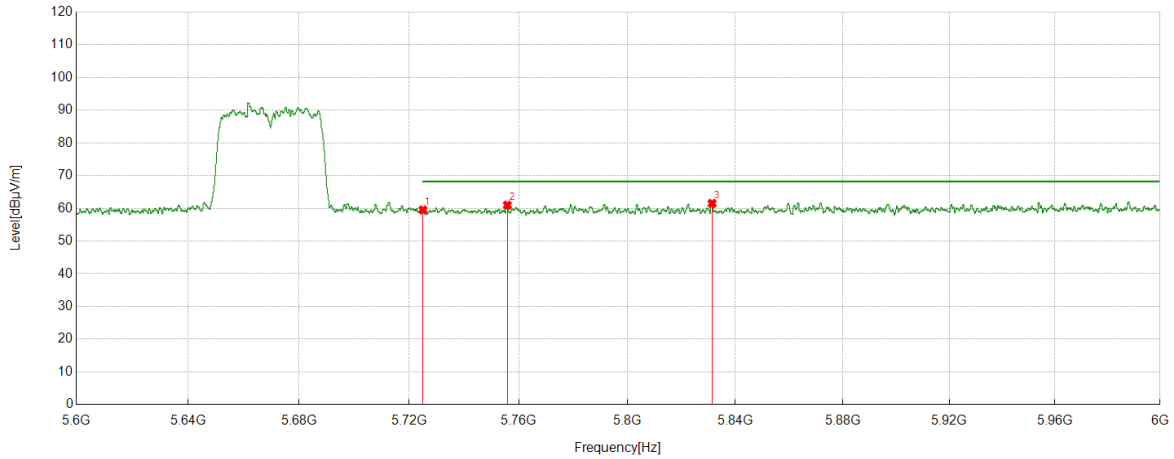
AV Result:

No.	Frequency	Reading Level	Correct Factor	Result	Limit	Margin	Remark
	[MHz]	[dBuV/m]	[dB]	[dBuV/m]	[dBuV/m]	[dB]	
1	5382.6243	27.17	20.99	48.16	54.00	-5.84	Vertical
2	5416.2579	28.15	20.96	49.11	54.00	-4.89	Vertical
3	5421.3630	28.37	20.93	49.30	54.00	-4.70	Vertical
4	5444.1858	28.99	21.01	50.00	54.00	-4.00	Vertical
5	5460	30.49	21.03	51.52	54.00	-2.48	Vertical

- Remark: 1. If Peak Result complies with AV limit, AV Result is deemed to comply with AV limit.  
 2. Test setup: RBW: 1 MHz, VBW: 3 MHz, Sweep time: auto.  
 3. Measurement = Reading Level + Correct Factor.  
 4. Only the worst case emission was recorded, if it complies with the limit, the other emissions deemed to comply with the limit.



Test Mode	Channel	Polarization	Verdict
11AC80	5610	Horizontal	PASS



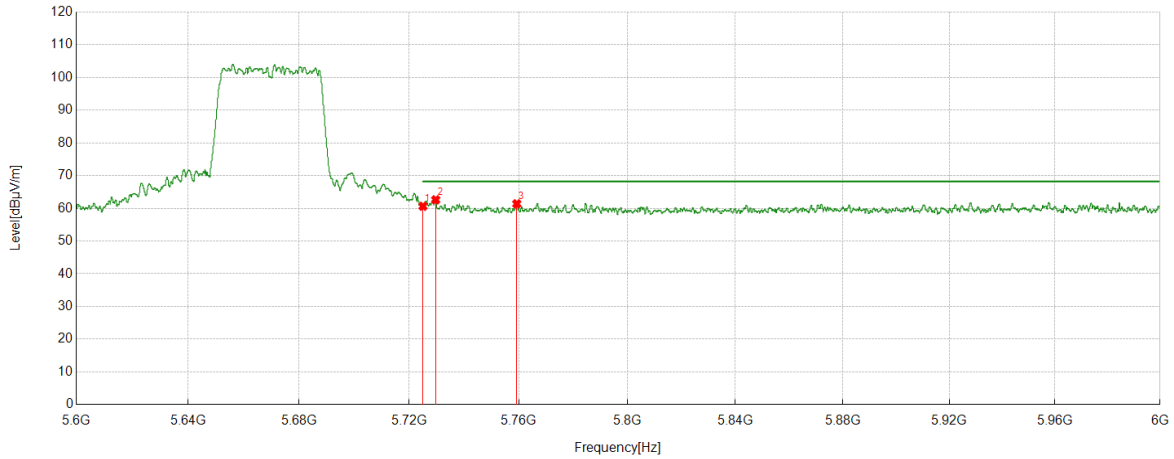
PK Result:

No.	Frequency	Reading Level	Correct Factor	Result	Limit	Margin	Remark
	[MHz]	[dBuV/m]	[dB]	[dBuV/m]	[dBuV/m]	[dB]	
1	5725	37.89	21.62	59.51	68.20	-8.69	Horizontal
2	5755.8556	39.29	21.67	60.96	68.20	-7.24	Horizontal
3	5831.3431	39.59	21.90	61.49	68.20	-6.71	Horizontal

- Remark: 1. If Peak Result complies with AV limit, AV Result is deemed to comply with AV limit.  
 2. Test setup: RBW: 1 MHz, VBW: 3 MHz, Sweep time: auto.  
 3. Measurement = Reading Level + Correct Factor.  
 4. Only the worst case emission was recorded, if it complies with the limit, the other emissions deemed to comply with the limit.



Test Mode	Channel	Polarization	Verdict
11AC80	5610	Vertical	PASS



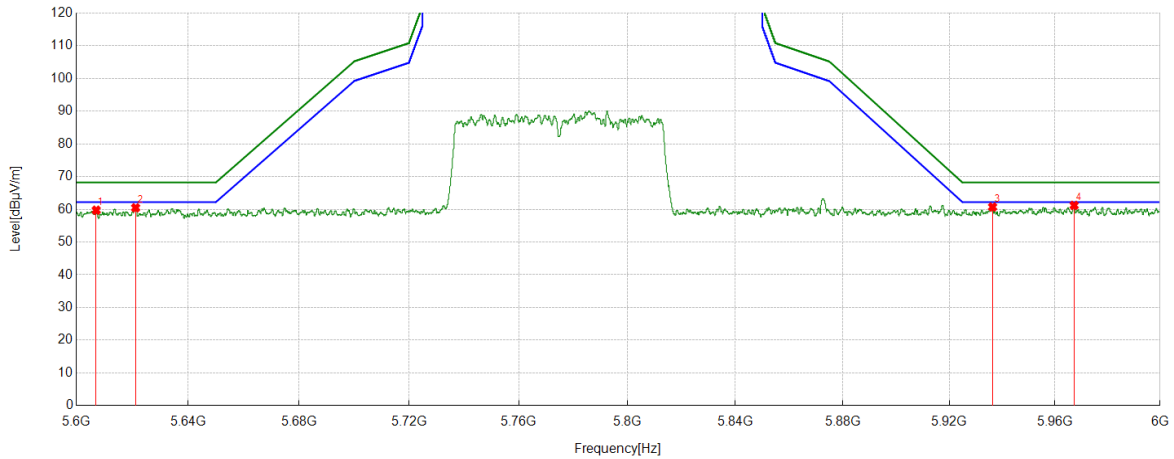
PK Result:

No.	Frequency	Reading Level	Correct Factor	Result	Limit	Margin	Remark
	[MHz]	[dBuV/m]	[dB]	[dBuV/m]	[dBuV/m]	[dB]	
1	5725	39.02	21.62	60.64	68.20	-7.56	Vertical
2	5729.653	41.03	21.57	62.60	68.20	-5.60	Vertical
3	5759.2959	39.68	21.70	61.38	68.20	-6.82	Vertical

- Remark: 1. If Peak Result complies with AV limit, AV Result is deemed to comply with AV limit.  
 2. Test setup: RBW: 1 MHz, VBW: 3 MHz, Sweep time: auto.  
 3. Measurement = Reading Level + Correct Factor.  
 4. Only the worst case emission was recorded, if it complies with the limit, the other emissions deemed to comply with the limit.



Test Mode	Channel	Polarization	Verdict
11AC80	5775	Horizontal	PASS



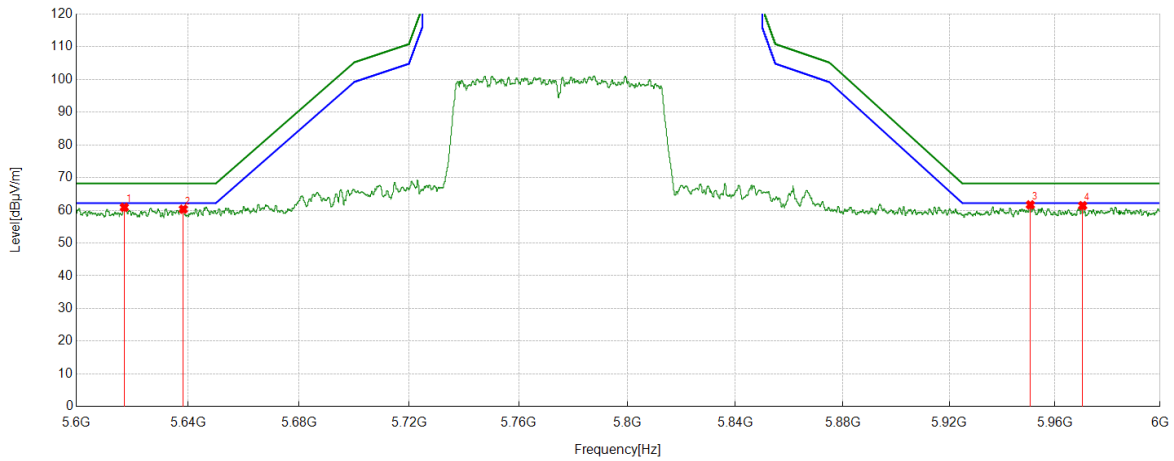
PK Result:

No.	Frequency	Reading Level	Correct Factor	Result	Limit	Margin	Remark
	[MHz]	[dBuV/m]	[dB]	[dBuV/m]	[dBuV/m]	[dB]	
1	5607.1607	38.35	21.39	59.74	68.20	-8.46	Horizontal
2	5621.2421	38.95	21.52	60.47	68.20	-7.73	Horizontal
3	5936.3936	38.53	22.19	60.72	68.20	-7.48	Horizontal
4	5967.2767	38.94	22.27	61.21	68.20	-6.99	Horizontal

- Remark: 1. If Peak Result complies with AV limit, AV Result is deemed to comply with AV limit.  
 2. Test setup: RBW: 1 MHz, VBW: 3 MHz, Sweep time: auto.  
 3. Measurement = Reading Level + Correct Factor.  
 4. Only the worst case emission was recorded, if it complies with the limit, the other emissions deemed to comply with the limit.



Test Mode	Channel	Polarization	Verdict
11AC80	5775	Vertical	PASS



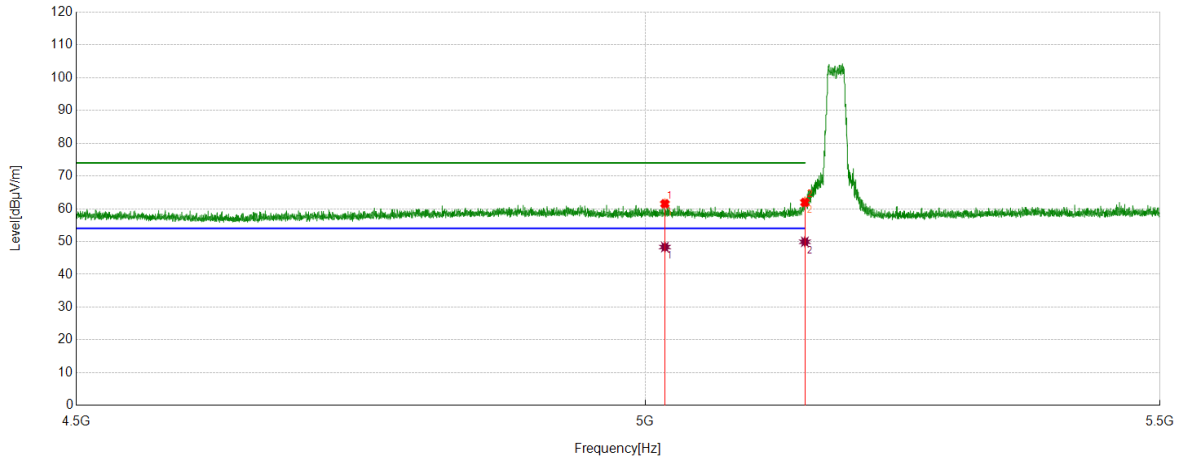
PK Result:

No.	Frequency	Reading Level	Correct Factor	Result	Limit	Margin	Remark
	[MHz]	[dBuV/m]	[dB]	[dBuV/m]	[dBuV/m]	[dB]	
1	5617.2017	39.41	21.51	60.92	68.20	-7.28	Vertical
2	5638.3238	38.86	21.49	60.35	68.20	-7.85	Vertical
3	5950.6751	39.54	22.14	61.68	68.20	-6.52	Vertical
4	5970.5171	39.10	22.32	61.42	68.20	-6.78	Vertical

- Remark: 1. If Peak Result complies with AV limit, AV Result is deemed to comply with AV limit.  
 2. Test setup: RBW: 1 MHz, VBW: 3 MHz, Sweep time: auto.  
 3. Measurement = Reading Level + Correct Factor.  
 4. Only the worst case emission was recorded, if it complies with the limit, the other emissions deemed to comply with the limit.

**Antenna Type 1: PCB Antenna**

Test Mode	Channel	Polarization	Verdict
11A	5180	Horizontal	PASS



PK Result:

No.	Frequency	Reading Level	Correct Factor	Result	Limit	Margin	Remark
	[MHz]	[dBuV/m]	[dB]	[dBuV/m]	[dBuV/m]	[dB]	
1	5018.2518	41.57	19.97	61.54	74.00	-12.46	Horizontal
2	5150	42.64	19.48	62.12	74.00	-11.88	Horizontal

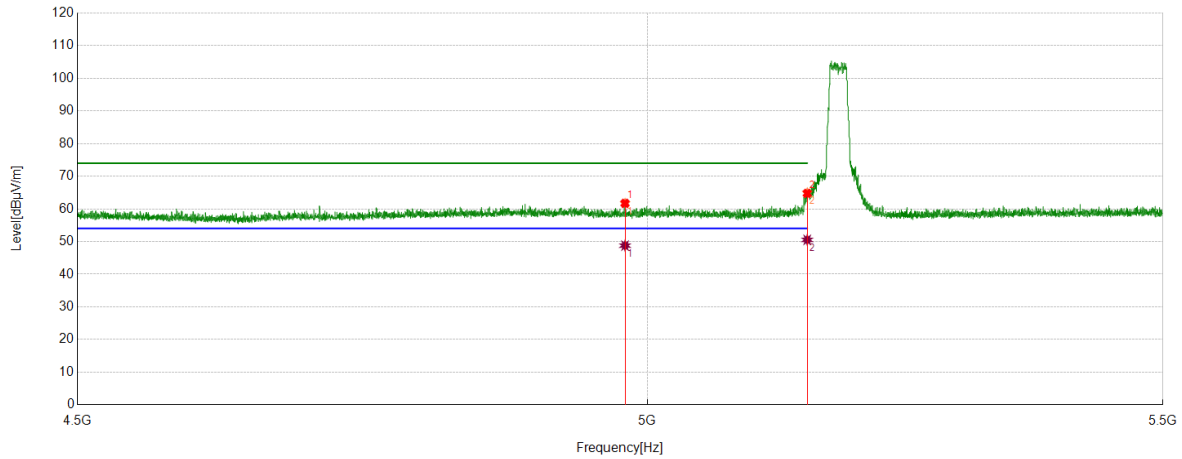
AV Result:

No.	Frequency	Reading Level	Correct Factor	Result	Limit	Margin	Remark
	[MHz]	[dBuV/m]	[dB]	[dBuV/m]	[dBuV/m]	[dB]	
1	5018.2518	28.36	19.97	48.33	54.00	-5.67	Horizontal
2	5150	30.45	19.48	49.93	54.00	-4.07	Horizontal

- Remark: 1. If Peak Result complies with AV limit, AV Result is deemed to comply with AV limit.  
 2. Test setup: RBW: 1 MHz, VBW: 3 MHz, Sweep time: auto.  
 3. Measurement = Reading Level + Correct Factor.  
 4. Only the worst case emission was recorded, if it complies with the limit, the other emissions deemed to comply with the limit.



Test Mode	Channel	Polarization	Verdict
11A	5180	Vertical	PASS



PK Result:

No.	Frequency	Reading Level	Correct Factor	Result	Limit	Margin	Remark
	[MHz]	[dBuV/m]	[dB]	[dBuV/m]	[dBuV/m]	[dB]	
1	4979.4479	41.42	20.27	61.69	74.00	-12.31	Vertical
2	5150	45.44	19.48	64.92	74.00	-9.08	Vertical

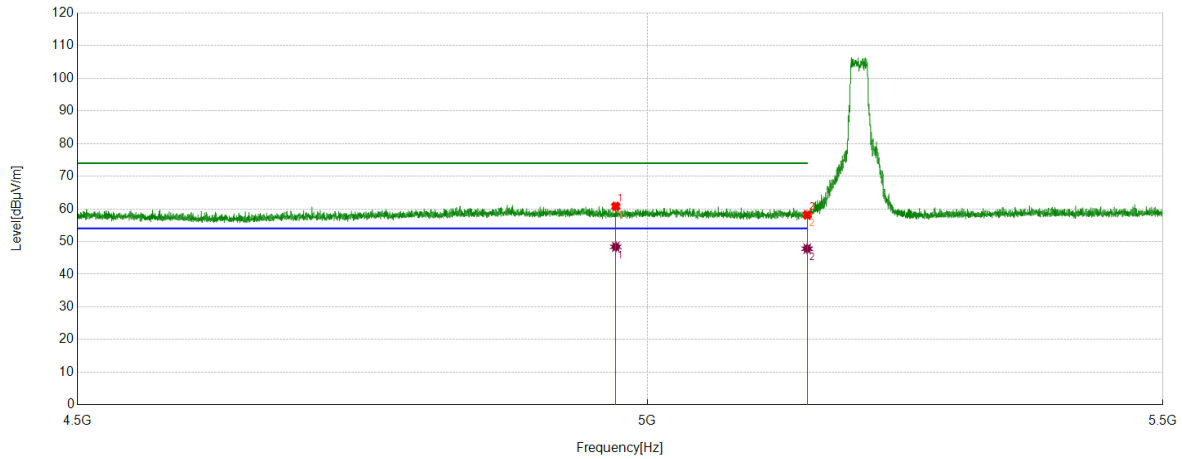
AV Result:

No.	Frequency	Reading Level	Correct Factor	Result	Limit	Margin	Remark
	[MHz]	[dBuV/m]	[dB]	[dBuV/m]	[dBuV/m]	[dB]	
1	4979.4479	28.49	20.27	48.76	54.00	-5.24	Vertical
2	5150	31.04	19.48	50.52	54.00	-3.48	Vertical

- Remark: 1. If Peak Result complies with AV limit, AV Result is deemed to comply with AV limit.  
 2. Test setup: RBW: 1 MHz, VBW: 3 MHz, Sweep time: auto.  
 3. Measurement = Reading Level + Correct Factor.  
 4. Only the worst case emission was recorded, if it complies with the limit, the other emissions deemed to comply with the limit.



Test Mode	Channel	Polarization	Verdict
11A	5200	Horizontal	PASS



PK Result:

No.	Frequency	Reading Level	Correct Factor	Result	Limit	Margin	Remark
	[MHz]	[dBuV/m]	[dB]	[dBuV/m]	[dBuV/m]	[dB]	
1	4970.9471	40.48	20.08	60.56	74.00	-13.44	Horizontal
2	5150	38.6	19.48	58.08	74.00	-15.92	Horizontal

AV Result:

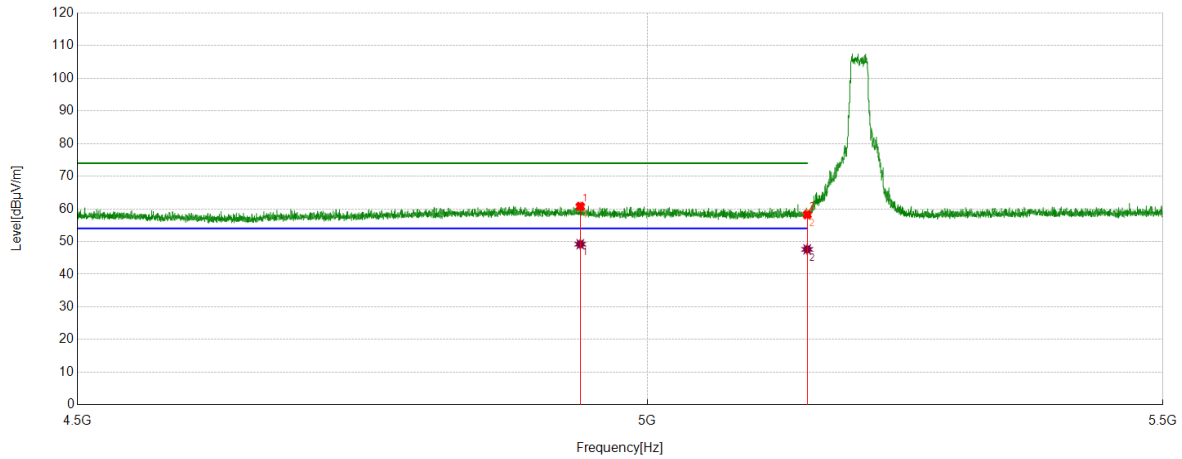
No.	Frequency	Reading Level	Correct Factor	Result	Limit	Margin	Remark
	[MHz]	[dBuV/m]	[dB]	[dBuV/m]	[dBuV/m]	[dB]	
1	4970.9471	28.31	20.08	48.39	54.00	-5.61	Horizontal
2	5150	28.33	19.48	47.81	54.00	-6.19	Horizontal

- Remark: 1. If Peak Result complies with AV limit, AV Result is deemed to comply with AV limit.  
 2. Test setup: RBW: 1 MHz, VBW: 3 MHz, Sweep time: auto.  
 3. Measurement = Reading Level + Correct Factor.  
 4. Only the worst case emission was recorded, if it complies with the limit, the other emissions deemed to comply with the limit.





Test Mode	Channel	Polarization	Verdict
11A	5200	Vertical	PASS



PK Result:

No.	Frequency	Reading Level	Correct Factor	Result	Limit	Margin	Remark
	[MHz]	[dBuV/m]	[dB]	[dBuV/m]	[dBuV/m]	[dB]	
1	4938.4438	40.21	20.41	60.62	74.00	-13.38	Vertical
2	5150	38.77	19.48	58.25	74.00	-15.75	Vertical

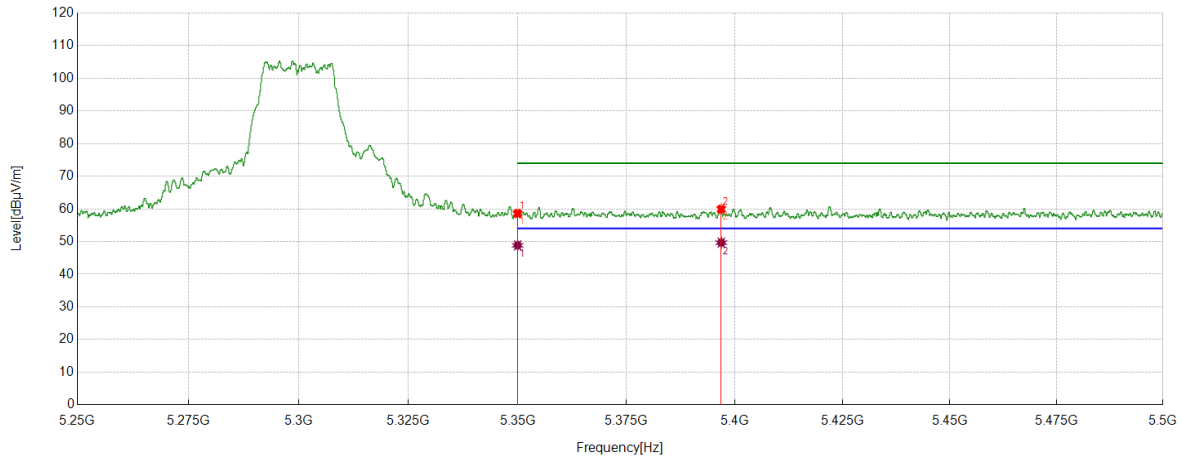
AV Result:

No.	Frequency	Reading Level	Correct Factor	Result	Limit	Margin	Remark
	[MHz]	[dBuV/m]	[dB]	[dBuV/m]	[dBuV/m]	[dB]	
1	4938.4438	28.79	20.41	49.20	54.00	-4.80	Vertical
2	5150	28.13	19.48	47.61	54.00	-6.39	Vertical

- Remark: 1. If Peak Result complies with AV limit, AV Result is deemed to comply with AV limit.  
 2. Test setup: RBW: 1 MHz, VBW: 3 MHz, Sweep time: auto.  
 3. Measurement = Reading Level + Correct Factor.  
 4. Only the worst case emission was recorded, if it complies with the limit, the other emissions deemed to comply with the limit.



Test Mode	Channel	Polarization	Verdict
11A	5300	Horizontal	PASS



PK Result:

No.	Frequency	Reading Level	Correct Factor	Result	Limit	Margin	Remark
	[MHz]	[dBuV/m]	[dB]	[dBuV/m]	[dBuV/m]	[dB]	
1	5350	38.26	20.35	58.61	74.00	-15.39	Horizontal
2	5396.8897	39.45	20.73	60.18	74.00	-13.82	Horizontal

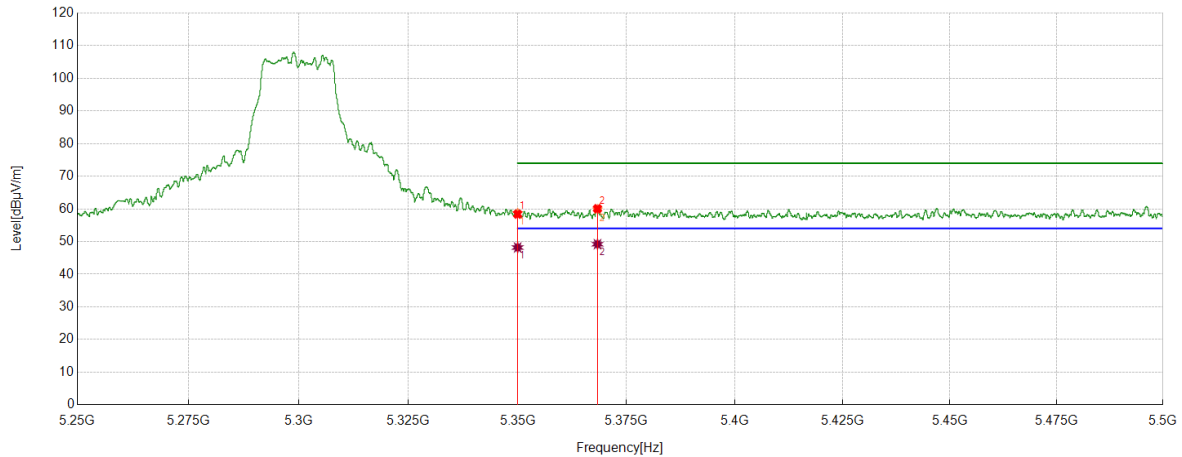
AV Result:

No.	Frequency	Reading Level	Correct Factor	Result	Limit	Margin	Remark
	[MHz]	[dBuV/m]	[dB]	[dBuV/m]	[dBuV/m]	[dB]	
1	5350	28.49	20.35	48.84	54.00	-5.16	Horizontal
2	5396.8897	28.95	20.73	49.68	54.00	-4.32	Horizontal

- Remark: 1. If Peak Result complies with AV limit, AV Result is deemed to comply with AV limit.  
 2. Test setup: RBW: 1 MHz, VBW: 3 MHz, Sweep time: auto.  
 3. Measurement = Reading Level + Correct Factor.  
 4. Only the worst case emission was recorded, if it complies with the limit, the other emissions deemed to comply with the limit.



Test Mode	Channel	Polarization	Verdict
11A	5300	Vertical	PASS



PK Result:

No.	Frequency	Reading Level	Correct Factor	Result	Limit	Margin	Remark
	[MHz]	[dBuV/m]	[dB]	[dBuV/m]	[dBuV/m]	[dB]	
1	5350	38.32	20.35	58.67	74.00	-15.33	Vertical
2	5368.3368	39.17	20.63	59.80	74.00	-14.20	Vertical

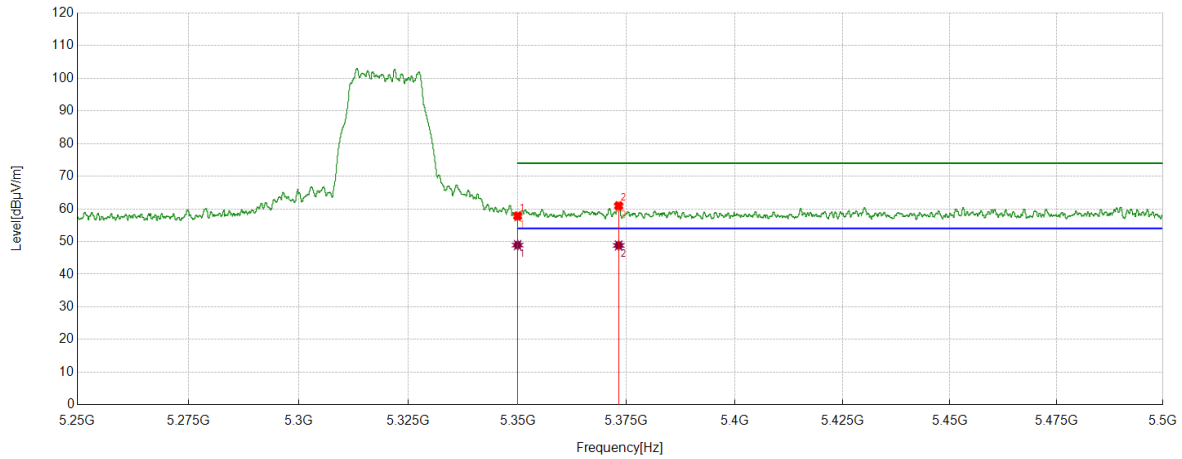
AV Result:

No.	Frequency	Reading Level	Correct Factor	Result	Limit	Margin	Remark
	[MHz]	[dBuV/m]	[dB]	[dBuV/m]	[dBuV/m]	[dB]	
1	5350	27.83	20.35	48.18	54.00	-5.82	Vertical
2	5368.3368	28.57	20.63	49.20	54.00	-4.80	Vertical

- Remark: 1. If Peak Result complies with AV limit, AV Result is deemed to comply with AV limit.  
 2. Test setup: RBW: 1 MHz, VBW: 3 MHz, Sweep time: auto.  
 3. Measurement = Reading Level + Correct Factor.  
 4. Only the worst case emission was recorded, if it complies with the limit, the other emissions deemed to comply with the limit.



Test Mode	Channel	Polarization	Verdict
11A	5320	Horizontal	PASS



PK Result:

No.	Frequency	Reading Level	Correct Factor	Result	Limit	Margin	Remark
	[MHz]	[dBuV/m]	[dB]	[dBuV/m]	[dBuV/m]	[dB]	
1	5350	37.22	20.35	57.57	74.00	-16.43	Horizontal
2	5373.2123	40.11	20.65	60.76	74.00	-13.24	Horizontal

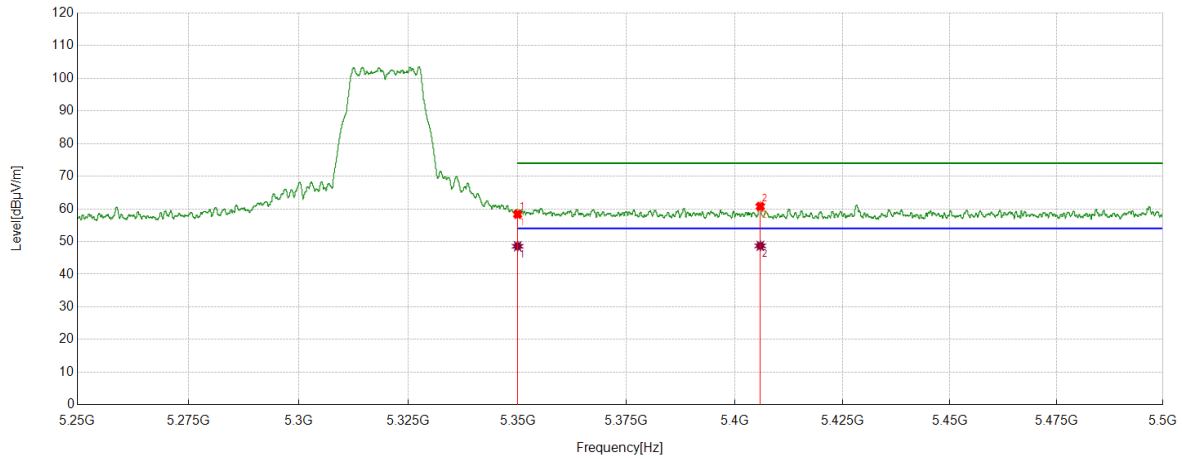
AV Result:

No.	Frequency	Reading Level	Correct Factor	Result	Limit	Margin	Remark
	[MHz]	[dBuV/m]	[dB]	[dBuV/m]	[dBuV/m]	[dB]	
1	5350	28.57	20.35	48.92	54.00	-5.08	Horizontal
2	5373.2123	28.15	20.65	48.80	54.00	-5.20	Horizontal

- Remark: 1. If Peak Result complies with AV limit, AV Result is deemed to comply with AV limit.  
 2. Test setup: RBW: 1 MHz, VBW: 3 MHz, Sweep time: auto.  
 3. Measurement = Reading Level + Correct Factor.  
 4. Only the worst case emission was recorded, if it complies with the limit, the other emissions deemed to comply with the limit.



Test Mode	Channel	Polarization	Verdict
11A	5320	Vertical	PASS



PK Result:

No.	Frequency	Reading Level	Correct Factor	Result	Limit	Margin	Remark
	[MHz]	[dBuV/m]	[dB]	[dBuV/m]	[dBuV/m]	[dB]	
1	5350	38.03	20.35	58.38	74.00	-15.62	Vertical
2	5405.9156	40.16	20.67	60.83	74.00	-13.17	Vertical

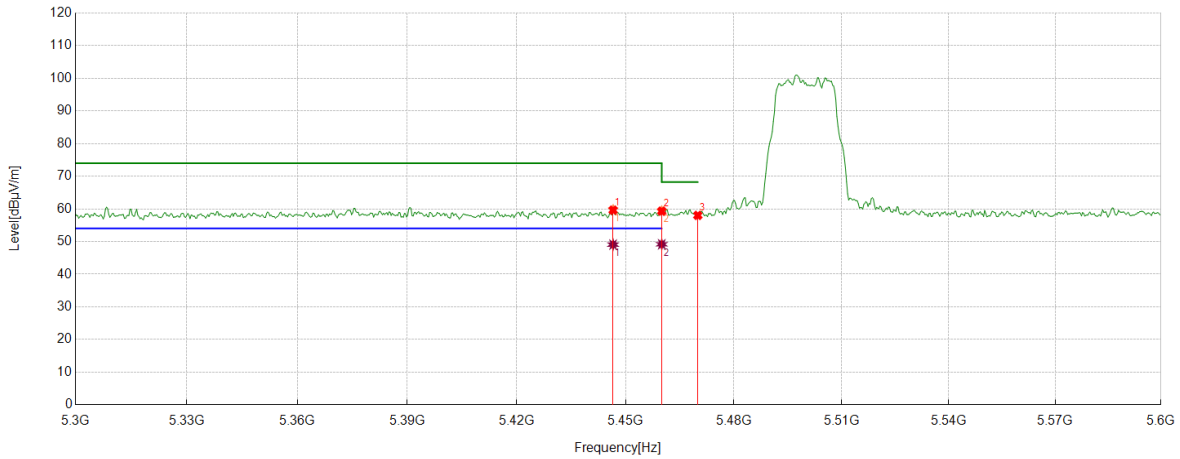
AV Result:

No.	Frequency	Reading Level	Correct Factor	Result	Limit	Margin	Remark
	[MHz]	[dBuV/m]	[dB]	[dBuV/m]	[dBuV/m]	[dB]	
1	5350	28.21	20.35	48.56	54.00	-5.44	Vertical
2	5405.9156	28.02	20.67	48.69	54.00	-5.31	Vertical

- Remark: 1. If Peak Result complies with AV limit, AV Result is deemed to comply with AV limit.  
 2. Test setup: RBW: 1 MHz, VBW: 3 MHz, Sweep time: auto.  
 3. Measurement = Reading Level + Correct Factor.  
 4. Only the worst case emission was recorded, if it complies with the limit, the other emissions deemed to comply with the limit.



Test Mode	Channel	Polarization	Verdict
11A	5500	Horizontal	PASS



PK Result:

No.	Frequency	Reading Level	Correct Factor	Result	Limit	Margin	Remark
	[MHz]	[dBuV/m]	[dB]	[dBuV/m]	[dBuV/m]	[dB]	
1	5446.5465	39.2	20.60	59.80	74.00	-14.20	Horizontal
2	5460	38.89	20.50	59.39	74.00	-14.61	Horizontal
3	5470	37.44	20.58	58.02	68.20	-10.18	Horizontal

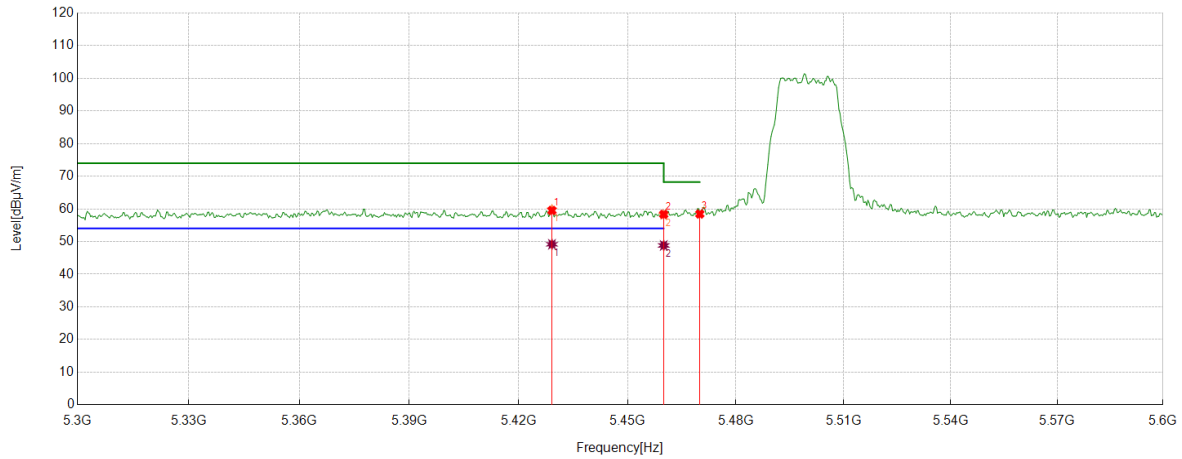
AV Result:

No.	Frequency	Reading Level	Correct Factor	Result	Limit	Margin	Remark
	[MHz]	[dBuV/m]	[dB]	[dBuV/m]	[dBuV/m]	[dB]	
1	5446.5465	28.47	20.60	49.07	54.00	-4.93	Horizontal
2	5460	28.67	20.50	49.17	54.00	-4.83	Horizontal

- Remark: 1. If Peak Result complies with AV limit, AV Result is deemed to comply with AV limit.  
 2. Test setup: RBW: 1 MHz, VBW: 3 MHz, Sweep time: auto.  
 3. Measurement = Reading Level + Correct Factor.  
 4. Only the worst case emission was recorded, if it complies with the limit, the other emissions deemed to comply with the limit.



Test Mode	Channel	Polarization	Verdict
11A	5500	Vertical	PASS



PK Result:

No.	Frequency	Reading Level	Correct Factor	Result	Limit	Margin	Remark
	[MHz]	[dBuV/m]	[dB]	[dBuV/m]	[dBuV/m]	[dB]	
1	5429.1291	39.06	20.69	59.75	74.00	-14.25	Vertical
2	5460	37.69	20.50	58.19	74.00	-15.81	Vertical
3	5470	37.86	20.58	58.44	68.20	-9.76	Vertical

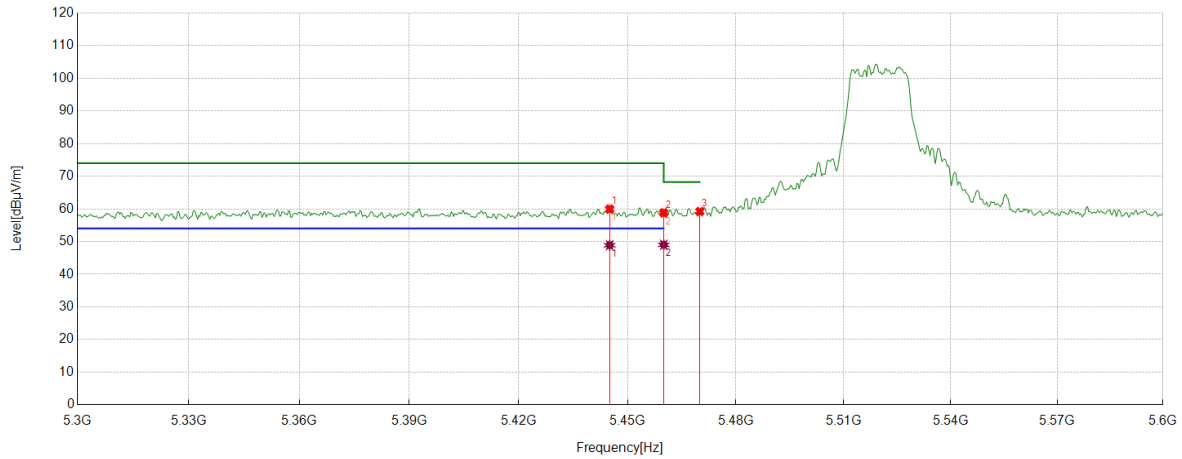
AV Result:

No.	Frequency	Reading Level	Correct Factor	Result	Limit	Margin	Remark
	[MHz]	[dBuV/m]	[dB]	[dBuV/m]	[dBuV/m]	[dB]	
1	5429.1291	28.48	20.69	49.17	54.00	-4.83	Vertical
2	5460	28.31	20.50	48.81	54.00	-5.19	Vertical

- Remark: 1. If Peak Result complies with AV limit, AV Result is deemed to comply with AV limit.  
 2. Test setup: RBW: 1 MHz, VBW: 3 MHz, Sweep time: auto.  
 3. Measurement = Reading Level + Correct Factor.  
 4. Only the worst case emission was recorded, if it complies with the limit, the other emissions deemed to comply with the limit.



Test Mode	Channel	Polarization	Verdict
11A	5520	Horizontal	PASS



PK Result:

No.	Frequency	Reading Level	Correct Factor	Result	Limit	Margin	Remark
	[MHz]	[dBuV/m]	[dB]	[dBuV/m]	[dBuV/m]	[dB]	
1	5445.045	39.29	20.61	59.90	74.00	-14.10	Horizontal
2	5460	38.16	20.50	58.66	74.00	-15.34	Horizontal
3	5470	38.61	20.58	59.19	68.20	-9.01	Horizontal

AV Result:

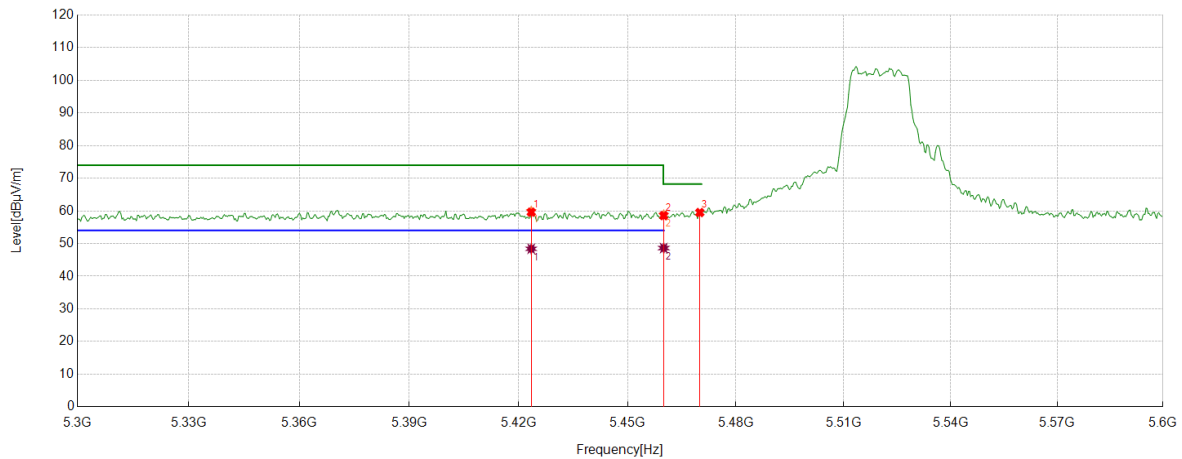
No.	Frequency	Reading Level	Correct Factor	Result	Limit	Margin	Remark
	[MHz]	[dBuV/m]	[dB]	[dBuV/m]	[dBuV/m]	[dB]	
1	5445.045	28.28	20.61	48.89	54.00	-5.11	Horizontal
2	5460	28.52	20.50	49.02	54.00	-4.98	Horizontal

- Remark: 1. If Peak Result complies with AV limit, AV Result is deemed to comply with AV limit.  
 2. Test setup: RBW: 1 MHz, VBW: 3 MHz, Sweep time: auto.  
 3. Measurement = Reading Level + Correct Factor.  
 4. Only the worst case emission was recorded, if it complies with the limit, the other emissions deemed to comply with the limit.





Test Mode	Channel	Polarization	Verdict
11A	5520	Vertical	PASS



PK Result:

No.	Frequency	Reading Level	Correct Factor	Result	Limit	Margin	Remark
	[MHz]	[dBuV/m]	[dB]	[dBuV/m]	[dBuV/m]	[dB]	
1	5423.4234	39.25	20.66	59.91	74.00	-14.09	Vertical
2	5460	38.27	20.50	58.77	74.00	-15.23	Vertical
3	5470	38.92	20.58	59.50	68.20	-8.70	Vertical

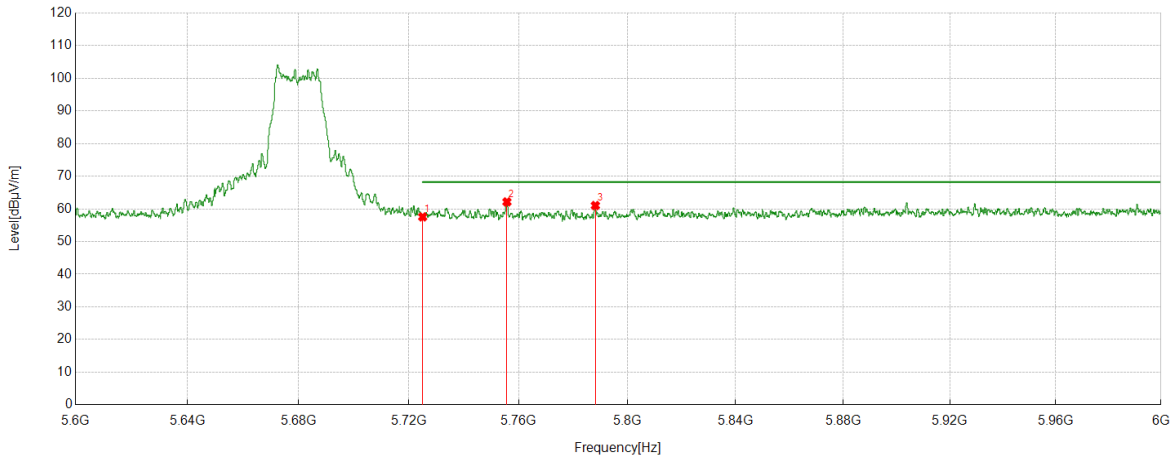
AV Result:

No.	Frequency	Reading Level	Correct Factor	Result	Limit	Margin	Remark
	[MHz]	[dBuV/m]	[dB]	[dBuV/m]	[dBuV/m]	[dB]	
1	5423.4234	27.74	20.66	48.40	54.00	-5.60	Vertical
2	5460	28.12	20.50	48.62	54.00	-5.38	Vertical

- Remark: 1. If Peak Result complies with AV limit, AV Result is deemed to comply with AV limit.  
 2. Test setup: RBW: 1 MHz, VBW: 3 MHz, Sweep time: auto.  
 3. Measurement = Reading Level + Correct Factor.  
 4. Only the worst case emission was recorded, if it complies with the limit, the other emissions deemed to comply with the limit.



Test Mode	Channel	Polarization	Verdict
11A	5680	Horizontal	PASS



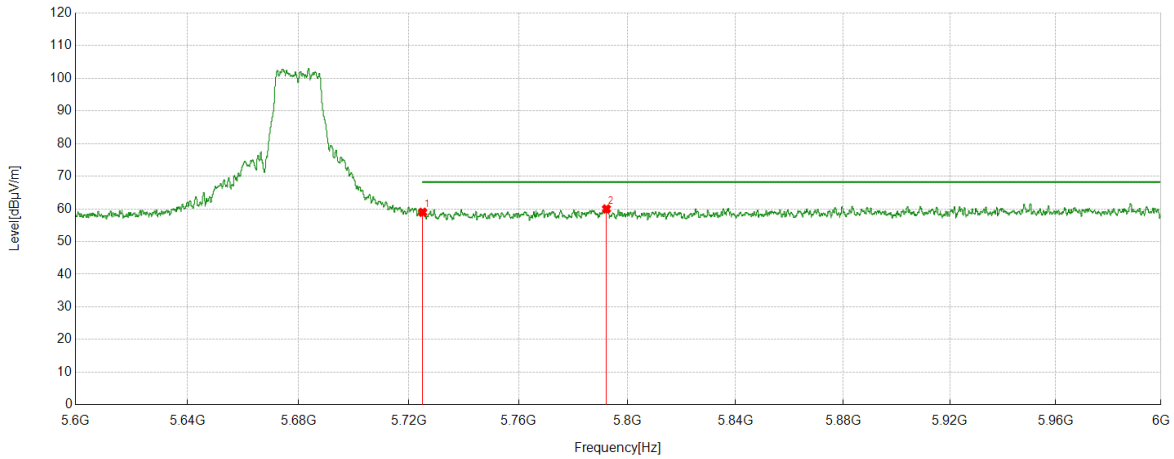
PK Result:

No.	Frequency	Reading Level	Correct Factor	Result	Limit	Margin	Remark
	[MHz]	[dBuV/m]	[dB]	[dBuV/m]	[dBuV/m]	[dB]	
1	5725	37.02	20.53	57.55	68.20	-10.65	Horizontal
2	5755.7356	41.62	20.52	62.14	68.20	-6.06	Horizontal
3	5788.1788	40.50	20.53	61.03	68.20	-7.17	Horizontal

- Remark: 1. If Peak Result complies with AV limit, AV Result is deemed to comply with AV limit.  
 2. Test setup: RBW: 1 MHz, VBW: 3 MHz, Sweep time: auto.  
 3. Measurement = Reading Level + Correct Factor.  
 4. Only the worst case emission was recorded, if it complies with the limit, the other emissions deemed to comply with the limit.



Test Mode	Channel	Polarization	Verdict
11A	5680	Vertical	PASS



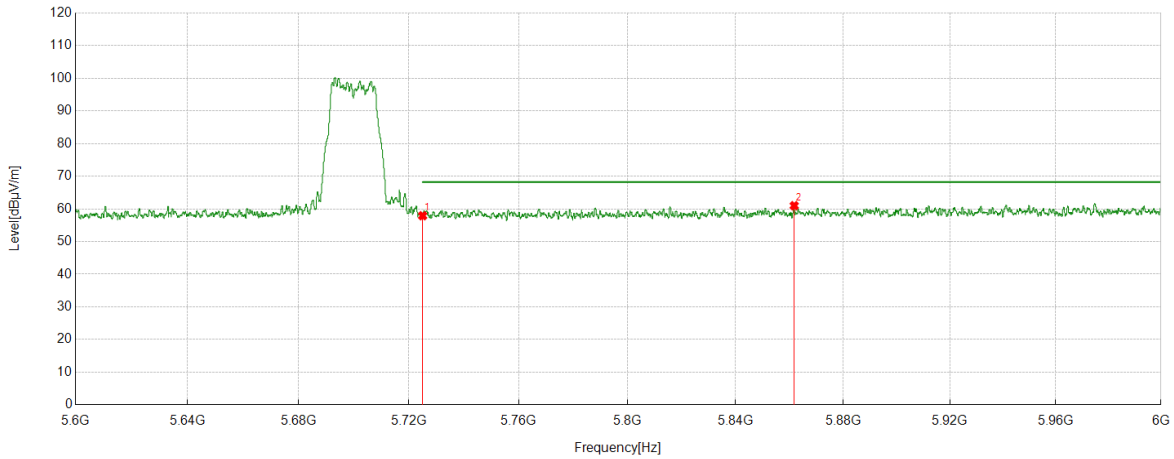
PK Result:

No.	Frequency	Reading Level	Correct Factor	Result	Limit	Margin	Remark
	[MHz]	[dBuV/m]	[dB]	[dBuV/m]	[dBuV/m]	[dB]	
1	5725	38.44	20.53	58.97	68.20	-9.23	Vertical
2	5792.2592	39.41	20.57	59.98	68.20	-8.22	Vertical

- Remark: 1. If Peak Result complies with AV limit, AV Result is deemed to comply with AV limit.  
 2. Test setup: RBW: 1 MHz, VBW: 3 MHz, Sweep time: auto.  
 3. Measurement = Reading Level + Correct Factor.  
 4. Only the worst case emission was recorded, if it complies with the limit, the other emissions deemed to comply with the limit.



Test Mode	Channel	Polarization	Verdict
11A	5700	Horizontal	PASS



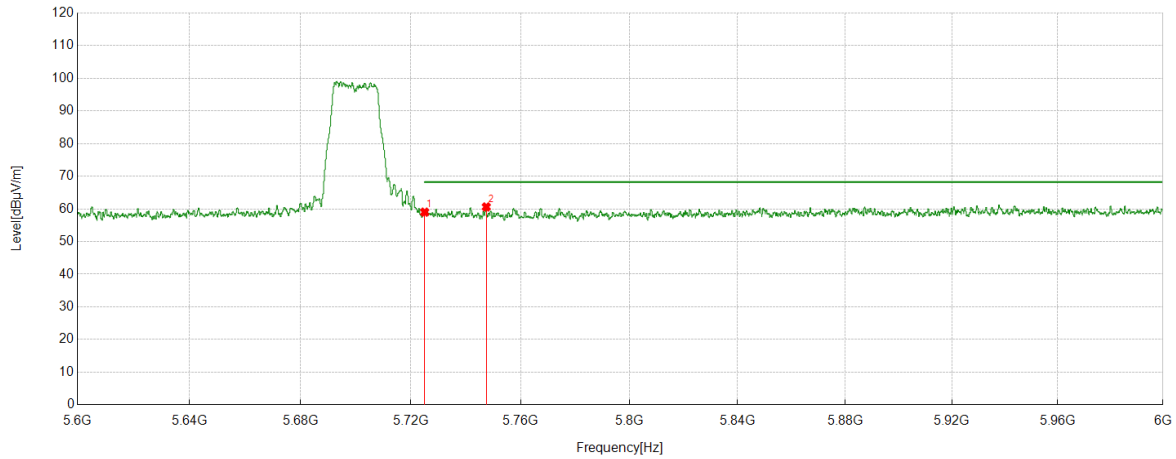
PK Result:

No.	Frequency	Reading Level	Correct Factor	Result	Limit	Margin	Remark
	[MHz]	[dBuV/m]	[dB]	[dBuV/m]	[dBuV/m]	[dB]	
1	5725	37.37	20.53	57.90	68.20	-10.30	Horizontal
2	5861.7862	40.14	20.84	60.98	68.20	-7.22	Horizontal

- Remark: 1. If Peak Result complies with AV limit, AV Result is deemed to comply with AV limit.  
 2. Test setup: RBW: 1 MHz, VBW: 3 MHz, Sweep time: auto.  
 3. Measurement = Reading Level + Correct Factor.  
 4. Only the worst case emission was recorded, if it complies with the limit, the other emissions deemed to comply with the limit.



Test Mode	Channel	Polarization	Verdict
11A	5700	Vertical	PASS



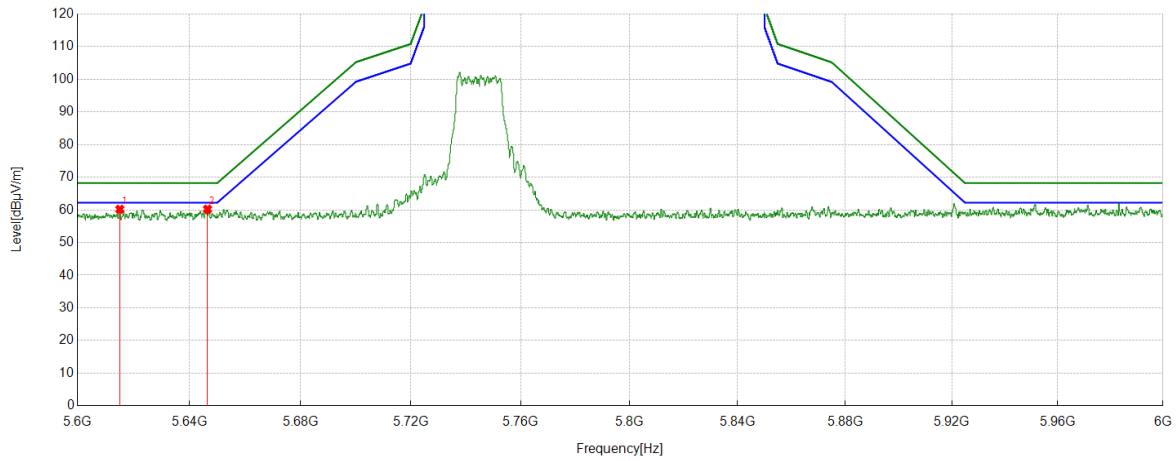
PK Result:

No.	Frequency	Reading Level	Correct Factor	Result	Limit	Margin	Remark
	[MHz]	[dBuV/m]	[dB]	[dBuV/m]	[dBuV/m]	[dB]	
1	5725	38.48	20.53	59.01	68.20	-9.19	Vertical
2	5747.4547	40.11	20.49	60.60	68.20	-7.60	Vertical

- Remark: 1. If Peak Result complies with AV limit, AV Result is deemed to comply with AV limit.  
 2. Test setup: RBW: 1 MHz, VBW: 3 MHz, Sweep time: auto.  
 3. Measurement = Reading Level + Correct Factor.  
 4. Only the worst case emission was recorded, if it complies with the limit, the other emissions deemed to comply with the limit.



Test Mode	Channel	Polarization	Verdict
11A	5745	Horizontal	PASS



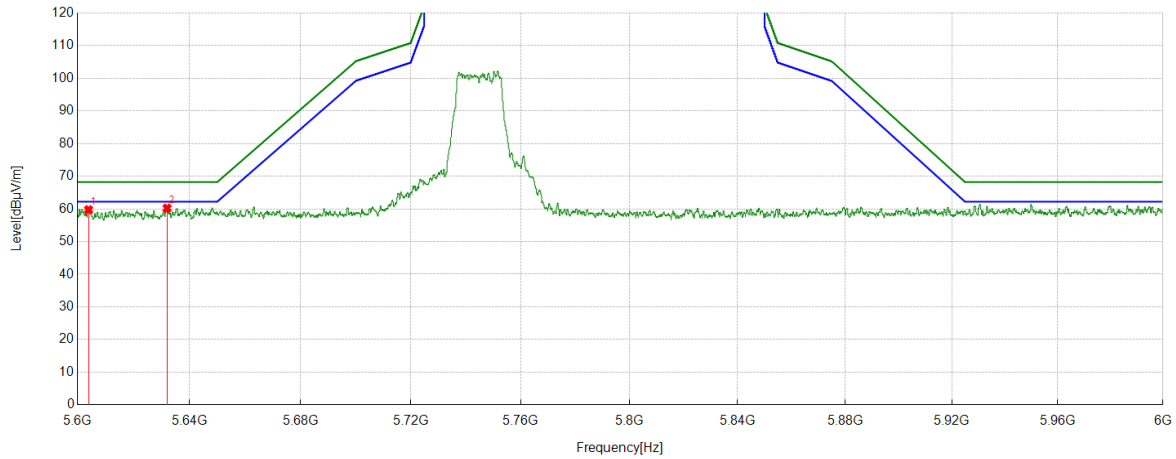
PK Result:

No.	Frequency	Reading Level	Correct Factor	Result	Limit	Margin	Remark
	[MHz]	[dBuV/m]	[dB]	[dBuV/m]	[dBuV/m]	[dB]	
1	5615.1615	39.37	20.81	60.18	68.20	-8.02	Horizontal
2	5646.5247	39.23	20.99	60.22	68.20	-7.98	Horizontal

- Remark: 1. If Peak Result complies with AV limit, AV Result is deemed to comply with AV limit.  
 2. Test setup: RBW: 1 MHz, VBW: 3 MHz, Sweep time: auto.  
 3. Measurement = Reading Level + Correct Factor.  
 4. Only the worst case emission was recorded, if it complies with the limit, the other emissions deemed to comply with the limit.



Test Mode	Channel	Polarization	Verdict
11A	5745	Vertical	PASS



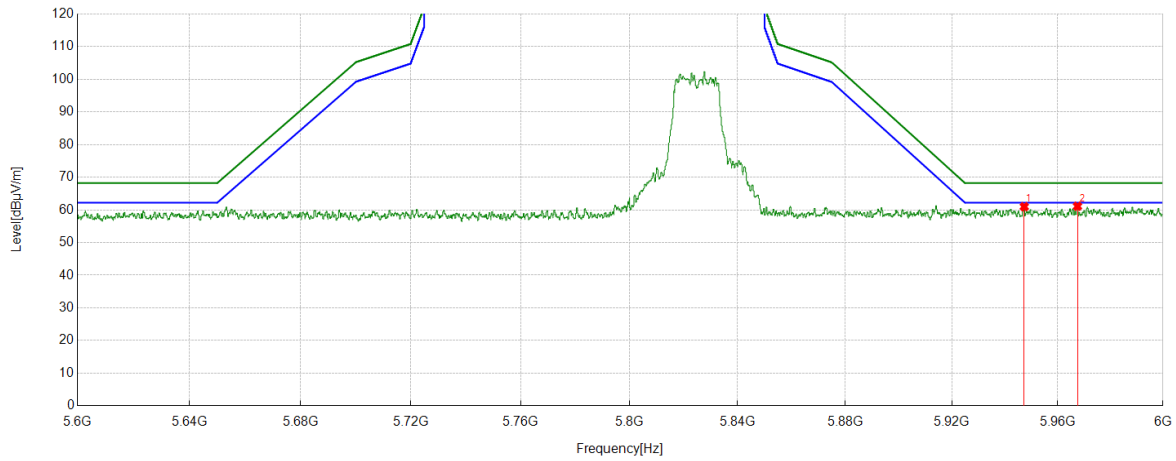
PK Result:

No.	Frequency	Reading Level	Correct Factor	Result	Limit	Margin	Remark
	[MHz]	[dBuV/m]	[dB]	[dBuV/m]	[dBuV/m]	[dB]	
1	5604.0004	38.99	20.74	59.73	68.20	-8.47	Vertical
2	5632.0432	39.38	20.84	60.22	68.20	-7.98	Vertical

- Remark: 1. If Peak Result complies with AV limit, AV Result is deemed to comply with AV limit.  
 2. Test setup: RBW: 1 MHz, VBW: 3 MHz, Sweep time: auto.  
 3. Measurement = Reading Level + Correct Factor.  
 4. Only the worst case emission was recorded, if it complies with the limit, the other emissions deemed to comply with the limit.



Test Mode	Channel	Polarization	Verdict
11A	5825	Horizontal	PASS



PK Result:

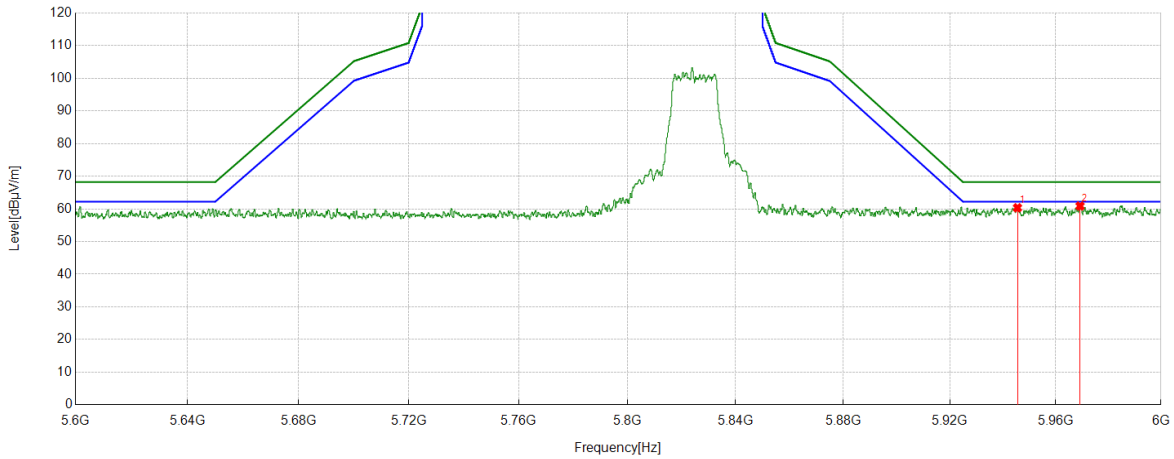
No.	Frequency	Reading Level	Correct Factor	Result	Limit	Margin	Remark
	[MHz]	[dBuV/m]	[dB]	[dBuV/m]	[dBuV/m]	[dB]	
1	5947.3547	39.59	21.39	60.98	68.20	-7.22	Horizontal
2	5967.5168	39.49	21.62	61.11	68.20	-7.09	Horizontal

- Remark: 1. If Peak Result complies with AV limit, AV Result is deemed to comply with AV limit.  
 2. Test setup: RBW: 1 MHz, VBW: 3 MHz, Sweep time: auto.  
 3. Measurement = Reading Level + Correct Factor.  
 4. Only the worst case emission was recorded, if it complies with the limit, the other emissions deemed to comply with the limit.





Test Mode	Channel	Polarization	Verdict
11A	5825	Vertical	PASS



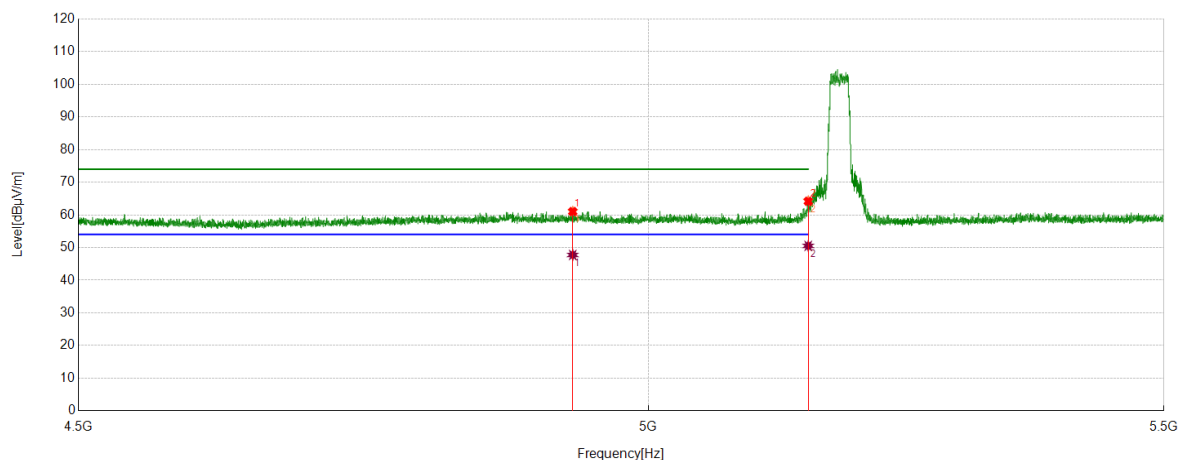
PK Result:

No.	Frequency	Reading Level	Correct Factor	Result	Limit	Margin	Remark
	[MHz]	[dBuV/m]	[dB]	[dBuV/m]	[dBuV/m]	[dB]	
1	5945.5546	38.95	21.39	60.34	68.20	-7.86	Vertical
2	5969.2369	39.23	21.65	60.88	68.20	-7.32	Vertical

- Remark: 1. If Peak Result complies with AV limit, AV Result is deemed to comply with AV limit.  
 2. Test setup: RBW: 1 MHz, VBW: 3 MHz, Sweep time: auto.  
 3. Measurement = Reading Level + Correct Factor.  
 4. Only the worst case emission was recorded, if it complies with the limit, the other emissions deemed to comply with the limit.



Test Mode	Channel	Polarization	Verdict
11AC20	5180	Horizontal	PASS



PK Result:

No.	Frequency	Reading Level	Correct Factor	Result	Limit	Margin	Remark
	[MHz]	[dBuV/m]	[dB]	[dBuV/m]	[dBuV/m]	[dB]	
1	4930.6431	40.94	20.19	61.13	74.00	-12.87	Horizontal
2	5150	44.87	19.48	64.35	74.00	-9.65	Horizontal

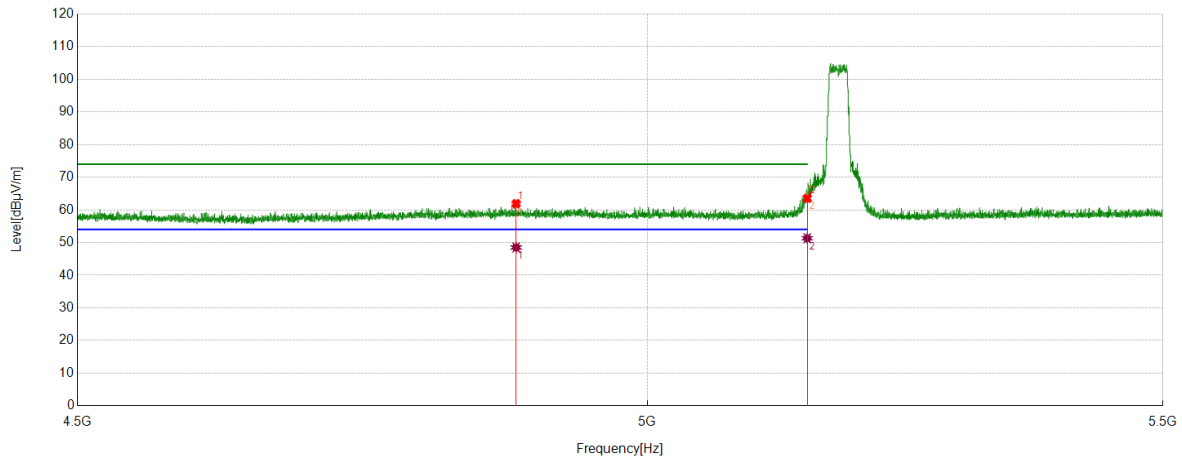
AV Result:

No.	Frequency	Reading Level	Correct Factor	Result	Limit	Margin	Remark
	[MHz]	[dBuV/m]	[dB]	[dBuV/m]	[dBuV/m]	[dB]	
1	4930.6431	27.55	20.19	47.74	54.00	-6.26	Horizontal
2	5150	31.03	19.48	50.51	54.00	-3.49	Horizontal

- Remark: 1. If Peak Result complies with AV limit, AV Result is deemed to comply with AV limit.  
 2. Test setup: RBW: 1 MHz, VBW: 3 MHz, Sweep time: auto.  
 3. Measurement = Reading Level + Correct Factor.  
 4. Only the worst case emission was recorded, if it complies with the limit, the other emissions deemed to comply with the limit.



Test Mode	Channel	Polarization	Verdict
11AC20	5180	Vertical	PASS



PK Result:

No.	Frequency	Reading Level	Correct Factor	Result	Limit	Margin	Remark
	[MHz]	[dBuV/m]	[dB]	[dBuV/m]	[dBuV/m]	[dB]	
1	4880.238	41.84	19.88	61.72	74.00	-12.28	Vertical
2	5150	44.17	19.48	63.65	74.00	-10.35	Vertical

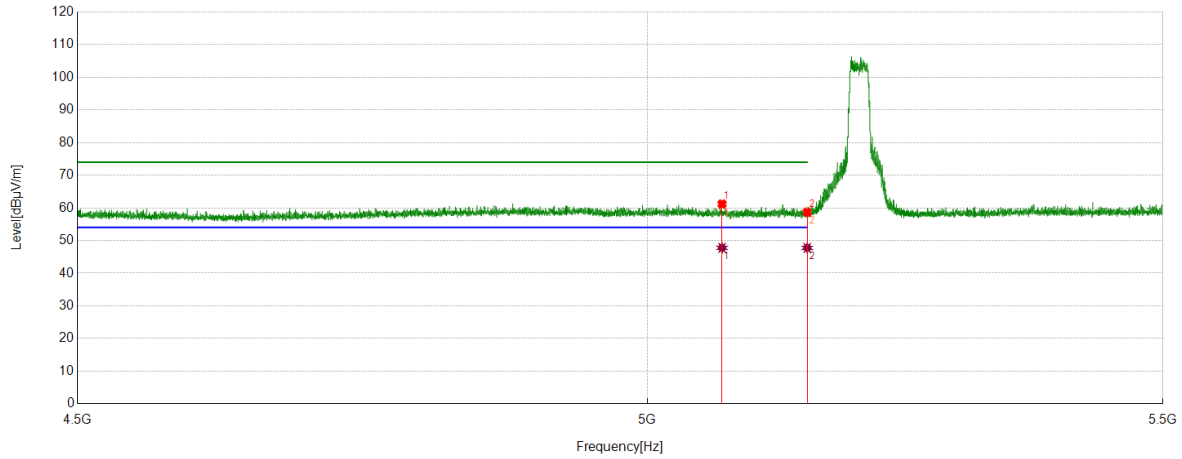
AV Result:

No.	Frequency	Reading Level	Correct Factor	Result	Limit	Margin	Remark
	[MHz]	[dBuV/m]	[dB]	[dBuV/m]	[dBuV/m]	[dB]	
1	4880.238	28.62	19.88	48.50	54.00	-5.50	Vertical
2	5150	31.83	19.48	51.31	54.00	-2.69	Vertical

- Remark: 1. If Peak Result complies with AV limit, AV Result is deemed to comply with AV limit.  
 2. Test setup: RBW: 1 MHz, VBW: 3 MHz, Sweep time: auto.  
 3. Measurement = Reading Level + Correct Factor.  
 4. Only the worst case emission was recorded, if it complies with the limit, the other emissions deemed to comply with the limit.



Test Mode	Channel	Polarization	Verdict
11AC20	5200	Horizontal	PASS



PK Result:

No.	Frequency	Reading Level	Correct Factor	Result	Limit	Margin	Remark
	[MHz]	[dBuV/m]	[dB]	[dBuV/m]	[dBuV/m]	[dB]	
1	5069.557	40.98	19.96	60.94	74.00	-13.06	Horizontal
2	5150	39.2	19.48	58.68	74.00	-15.32	Horizontal

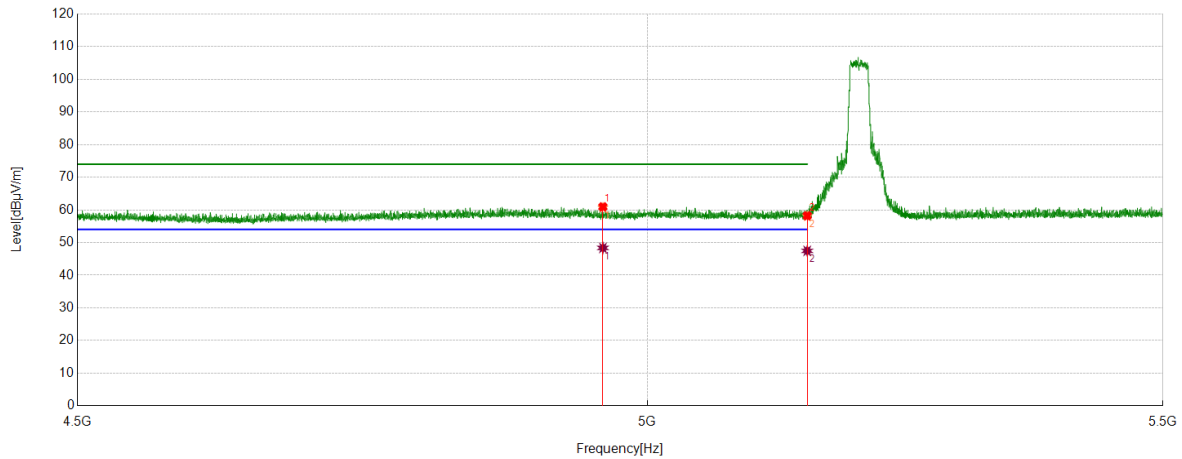
AV Result:

No.	Frequency	Reading Level	Correct Factor	Result	Limit	Margin	Remark
	[MHz]	[dBuV/m]	[dB]	[dBuV/m]	[dBuV/m]	[dB]	
1	5069.557	27.81	19.96	47.77	54.00	-6.23	Horizontal
2	5150	28.28	19.48	47.76	54.00	-6.24	Horizontal

- Remark: 1. If Peak Result complies with AV limit, AV Result is deemed to comply with AV limit.  
 2. Test setup: RBW: 1 MHz, VBW: 3 MHz, Sweep time: auto.  
 3. Measurement = Reading Level + Correct Factor.  
 4. Only the worst case emission was recorded, if it complies with the limit, the other emissions deemed to comply with the limit.



Test Mode	Channel	Polarization	Verdict
11AC20	5200	Vertical	PASS



PK Result:

No.	Frequency	Reading Level	Correct Factor	Result	Limit	Margin	Remark
	[MHz]	[dBuV/m]	[dB]	[dBuV/m]	[dBuV/m]	[dB]	
1	4959.1459	40.71	19.99	60.70	74.00	-13.30	Vertical
2	5150	38.57	19.48	58.05	74.00	-15.95	Vertical

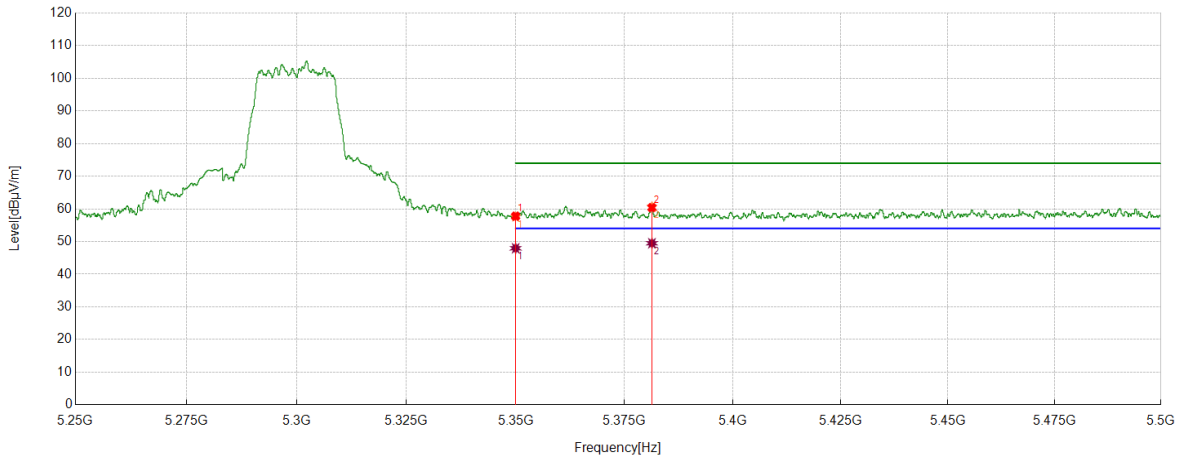
AV Result:

No.	Frequency	Reading Level	Correct Factor	Result	Limit	Margin	Remark
	[MHz]	[dBuV/m]	[dB]	[dBuV/m]	[dBuV/m]	[dB]	
1	4959.1459	28.37	19.99	48.36	54.00	-5.64	Vertical
2	5150	27.98	19.48	47.46	54.00	-6.54	Vertical

- Remark: 1. If Peak Result complies with AV limit, AV Result is deemed to comply with AV limit.  
 2. Test setup: RBW: 1 MHz, VBW: 3 MHz, Sweep time: auto.  
 3. Measurement = Reading Level + Correct Factor.  
 4. Only the worst case emission was recorded, if it complies with the limit, the other emissions deemed to comply with the limit.



Test Mode	Channel	Polarization	Verdict
11AC20	5300	Horizontal	PASS



PK Result:

No.	Frequency	Reading Level	Correct Factor	Result	Limit	Margin	Remark
	[MHz]	[dBuV/m]	[dB]	[dBuV/m]	[dBuV/m]	[dB]	
1	5350	37.21	20.35	57.56	74.00	-16.44	Horizontal
2	5381.3381	40.01	20.61	60.62	74.00	-13.38	Horizontal

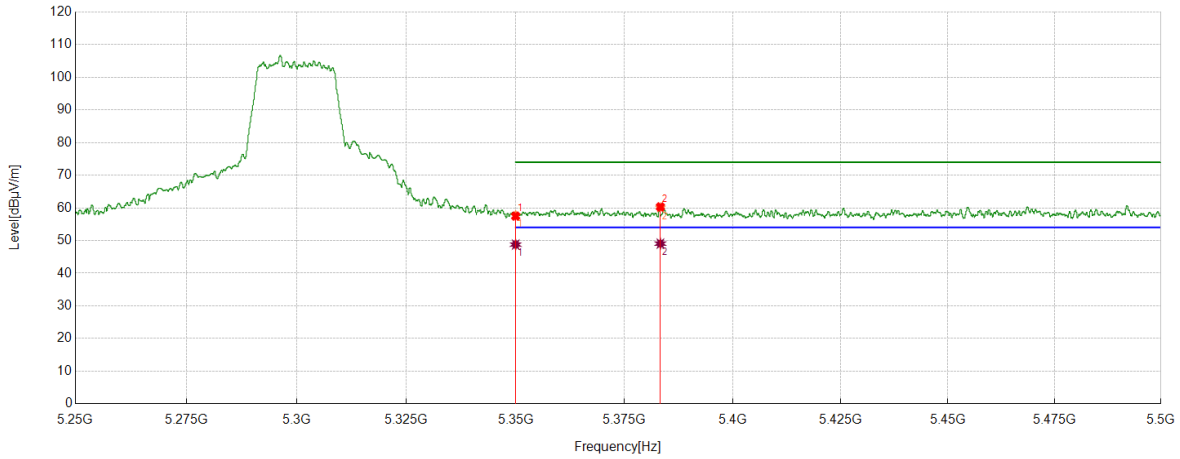
AV Result:

No.	Frequency	Reading Level	Correct Factor	Result	Limit	Margin	Remark
	[MHz]	[dBuV/m]	[dB]	[dBuV/m]	[dBuV/m]	[dB]	
1	5350	27.60	20.35	47.95	54.00	-6.05	Horizontal
2	5381.3381	28.88	20.61	49.49	54.00	-4.51	Horizontal

- Remark: 1. If Peak Result complies with AV limit, AV Result is deemed to comply with AV limit.  
 2. Test setup: RBW: 1 MHz, VBW: 3 MHz, Sweep time: auto.  
 3. Measurement = Reading Level + Correct Factor.  
 4. Only the worst case emission was recorded, if it complies with the limit, the other emissions deemed to comply with the limit.



Test Mode	Channel	Polarization	Verdict
11AC20	5300	Vertical	PASS



PK Result:

No.	Frequency	Reading Level	Correct Factor	Result	Limit	Margin	Remark
	[MHz]	[dBuV/m]	[dB]	[dBuV/m]	[dBuV/m]	[dB]	
1	5350	37.33	20.35	57.68	74.00	-16.32	Vertical
2	5383.2883	39.43	20.62	60.05	74.00	-13.95	Vertical

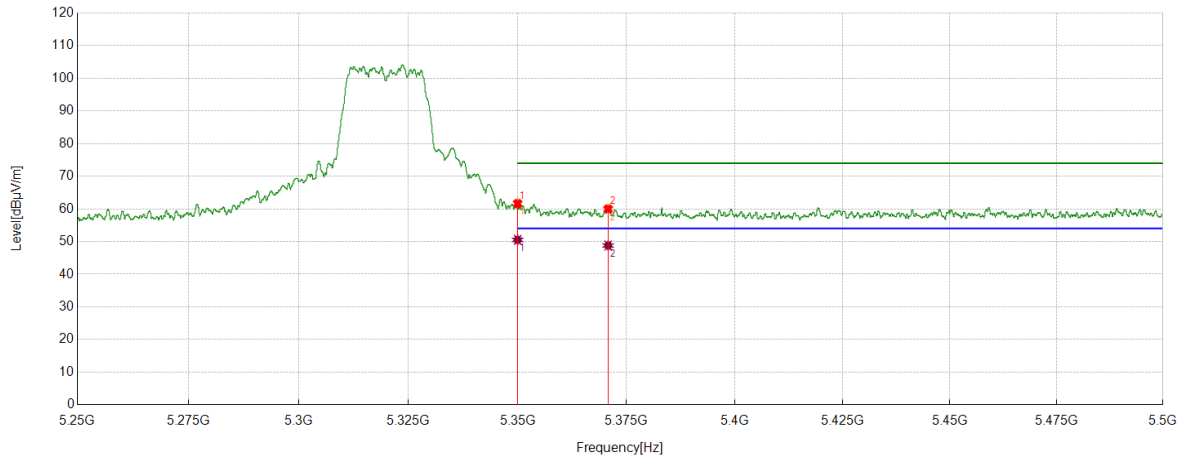
AV Result:

No.	Frequency	Reading Level	Correct Factor	Result	Limit	Margin	Remark
	[MHz]	[dBuV/m]	[dB]	[dBuV/m]	[dBuV/m]	[dB]	
1	5350	28.42	20.35	48.77	54.00	-5.23	Vertical
2	5383.2883	28.44	20.62	49.06	54.00	-4.94	Vertical

- Remark: 1. If Peak Result complies with AV limit, AV Result is deemed to comply with AV limit.  
 2. Test setup: RBW: 1 MHz, VBW: 3 MHz, Sweep time: auto.  
 3. Measurement = Reading Level + Correct Factor.  
 4. Only the worst case emission was recorded, if it complies with the limit, the other emissions deemed to comply with the limit.



Test Mode	Channel	Polarization	Verdict
11AC20	5320	Horizontal	PASS



PK Result:

No.	Frequency	Reading Level	Correct Factor	Result	Limit	Margin	Remark
	[MHz]	[dBuV/m]	[dB]	[dBuV/m]	[dBuV/m]	[dB]	
1	5350	41.45	20.35	61.80	74.00	-12.20	Horizontal
2	5370.7871	39.33	20.66	59.99	74.00	-14.01	Horizontal

AV Result:

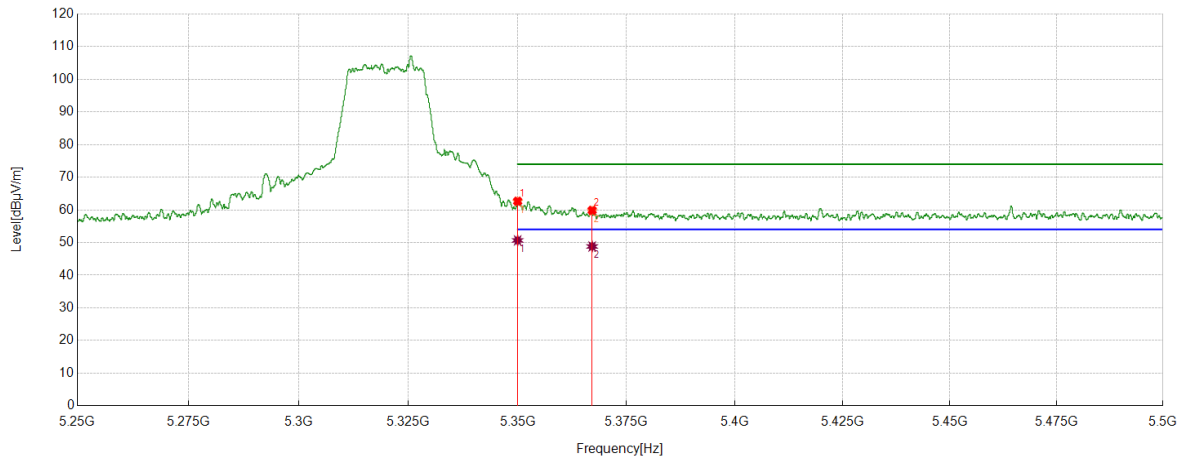
No.	Frequency	Reading Level	Correct Factor	Result	Limit	Margin	Remark
	[MHz]	[dBuV/m]	[dB]	[dBuV/m]	[dBuV/m]	[dB]	
1	5350	30.17	20.35	50.52	54.00	-3.48	Horizontal
2	5370.7871	28.13	20.66	48.79	54.00	-5.21	Horizontal

- Remark: 1. If Peak Result complies with AV limit, AV Result is deemed to comply with AV limit.  
 2. Test setup: RBW: 1 MHz, VBW: 3 MHz, Sweep time: auto.  
 3. Measurement = Reading Level + Correct Factor.  
 4. Only the worst case emission was recorded, if it complies with the limit, the other emissions deemed to comply with the limit.





Test Mode	Channel	Polarization	Verdict
11AC20	5320	Vertical	PASS



PK Result:

No.	Frequency	Reading Level	Correct Factor	Result	Limit	Margin	Remark
	[MHz]	[dBuV/m]	[dB]	[dBuV/m]	[dBuV/m]	[dB]	
1	5350	42.17	20.35	62.52	74.00	-11.48	Vertical
2	5367.1117	38.99	20.59	59.58	74.00	-14.42	Vertical

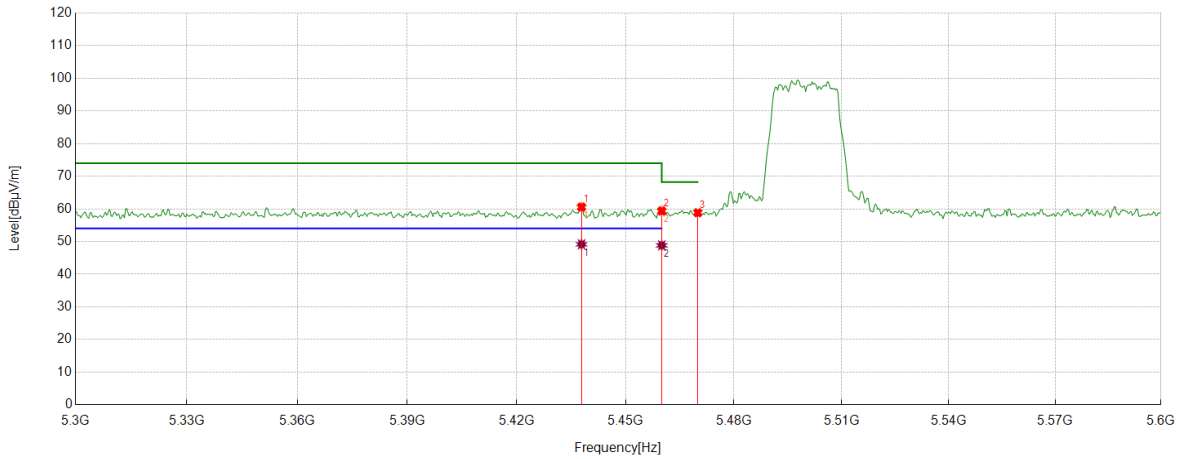
AV Result:

No.	Frequency	Reading Level	Correct Factor	Result	Limit	Margin	Remark
	[MHz]	[dBuV/m]	[dB]	[dBuV/m]	[dBuV/m]	[dB]	
1	5350	30.31	20.35	50.66	54.00	-3.34	Vertical
2	5367.1117	28.21	20.59	48.80	54.00	-5.20	Vertical

- Remark: 1. If Peak Result complies with AV limit, AV Result is deemed to comply with AV limit.  
 2. Test setup: RBW: 1 MHz, VBW: 3 MHz, Sweep time: auto.  
 3. Measurement = Reading Level + Correct Factor.  
 4. Only the worst case emission was recorded, if it complies with the limit, the other emissions deemed to comply with the limit.



Test Mode	Channel	Polarization	Verdict
11AC20	5500	Horizontal	PASS



PK Result:

No.	Frequency	Reading Level	Correct Factor	Result	Limit	Margin	Remark
	[MHz]	[dBuV/m]	[dB]	[dBuV/m]	[dBuV/m]	[dB]	
1	5437.8378	39.91	20.67	60.58	74.00	-13.42	Horizontal
2	5460	38.89	20.50	59.39	74.00	-14.61	Horizontal
3	5470	38.24	20.58	58.82	68.20	-9.38	Horizontal

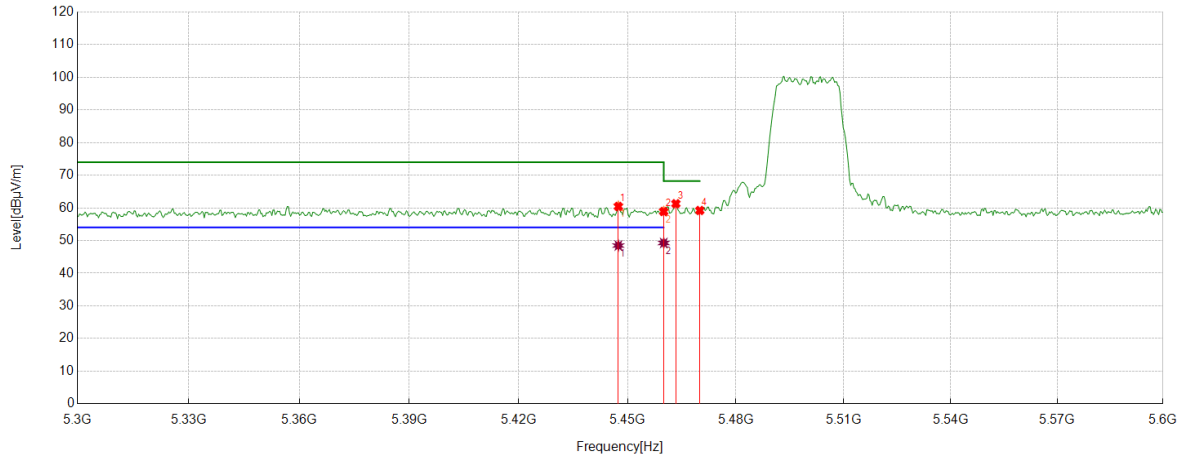
AV Result:

No.	Frequency	Reading Level	Correct Factor	Result	Limit	Margin	Remark
	[MHz]	[dBuV/m]	[dB]	[dBuV/m]	[dBuV/m]	[dB]	
1	5437.8378	28.49	20.67	49.16	54.00	-4.84	Horizontal
2	5460	28.33	20.50	48.83	54.00	-5.17	Horizontal

- Remark: 1. If Peak Result complies with AV limit, AV Result is deemed to comply with AV limit.  
 2. Test setup: RBW: 1 MHz, VBW: 3 MHz, Sweep time: auto.  
 3. Measurement = Reading Level + Correct Factor.  
 4. Only the worst case emission was recorded, if it complies with the limit, the other emissions deemed to comply with the limit.



Test Mode	Channel	Polarization	Verdict
11AC20	5500	Vertical	PASS



PK Result:

No.	Frequency	Reading Level	Correct Factor	Result	Limit	Margin	Remark
	[MHz]	[dBuV/m]	[dB]	[dBuV/m]	[dBuV/m]	[dB]	
1	5447.4474	40.05	20.59	60.64	74.00	-13.36	Vertical
2	5460	38.5	20.50	59.00	74.00	-15.00	Vertical
3	5463.3634	40.75	20.53	61.28	68.20	-6.92	Vertical
4	5470	38.63	20.58	59.21	68.20	-8.99	Vertical

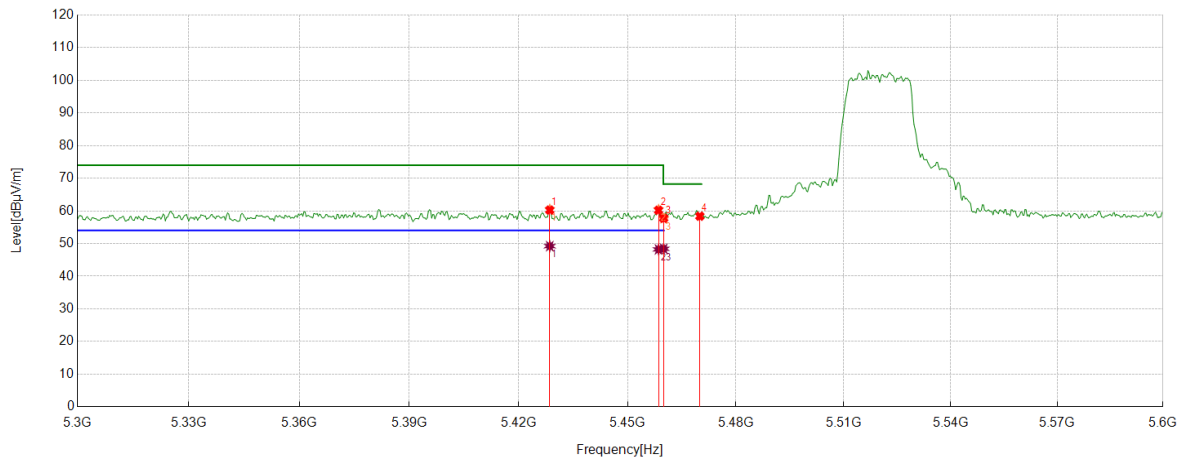
AV Result:

No.	Frequency	Reading Level	Correct Factor	Result	Limit	Margin	Remark
	[MHz]	[dBuV/m]	[dB]	[dBuV/m]	[dBuV/m]	[dB]	
1	5447.4474	27.88	20.59	48.47	54.00	-5.53	Vertical
2	5460	28.76	20.50	49.26	54.00	-4.74	Vertical

- Remark: 1. If Peak Result complies with AV limit, AV Result is deemed to comply with AV limit.  
 2. Test setup: RBW: 1 MHz, VBW: 3 MHz, Sweep time: auto.  
 3. Measurement = Reading Level + Correct Factor.  
 4. Only the worst case emission was recorded, if it complies with the limit, the other emissions deemed to comply with the limit.



Test Mode	Channel	Polarization	Verdict
11AC20	5520	Horizontal	PASS



PK Result:

No.	Frequency	Reading Level	Correct Factor	Result	Limit	Margin	Remark
	[MHz]	[dBuV/m]	[dB]	[dBuV/m]	[dBuV/m]	[dB]	
1	5428.5285	39.82	20.68	60.50	74.00	-13.50	Horizontal
2	5458.5586	39.93	20.51	60.44	74.00	-13.56	Horizontal
3	5460	37.09	20.50	57.59	74.00	-16.41	Horizontal
4	5470	37.80	20.58	58.38	68.20	-9.82	Horizontal

AV Result:

No.	Frequency	Reading Level	Correct Factor	Result	Limit	Margin	Remark
	[MHz]	[dBuV/m]	[dB]	[dBuV/m]	[dBuV/m]	[dB]	
1	5428.5285	28.53	20.68	49.21	54.00	-4.79	Horizontal
2	5458.5586	27.70	20.51	48.21	54.00	-5.79	Horizontal
3	5460	27.90	20.50	48.40	54.00	-5.60	Horizontal

- Remark: 1. If Peak Result complies with AV limit, AV Result is deemed to comply with AV limit.  
 2. Test setup: RBW: 1 MHz, VBW: 3 MHz, Sweep time: auto.  
 3. Measurement = Reading Level + Correct Factor.  
 4. Only the worst case emission was recorded, if it complies with the limit, the other emissions deemed to comply with the limit.