

Appendix D. Photographs

D.1. Host Platform and Antenna Placement



Figure D-1 Front View



Figure D-2 Back View



Figure D-3 Left View



Figure D-4 Right View



Figure D-5 Top View



Figure D-6 Bottom View

D.2. Host Platform Descriptions, Antenna Placement, RF Exposure Conditions, and SAR Test Exclusion

The following information is eligible for Short-Term Confidentiality together with internal and external photos.

Host Platform Descriptions

Host Platform	
*The DUT is installed in this host.	
Type of Equipment	Digital Camera
Model No.	1VY005
Test Sample Condition	<input type="checkbox"/> Prototype <input checked="" type="checkbox"/> Pre-production <input type="checkbox"/> Mass-production * Not for sale: The sample is equivalent to mass-production items. * No modification by the test lab.
Serial No.	167
Rating	Li-ion Battery DC 7.2 V/ 2280 mAh <input type="checkbox"/> Not user accessible.
Head/Body-Worn Accessories (supplied with the device)	n/a
Device Dimension (W x H x D)	Refer to Figure D-7
Device Category	Portable
Exposure Category	General population/ Uncontrolled environment

Antenna Placement

Antenna	Minimum Distance from Edges or Sides of Host Platform (mm)						
	Front	Front-Right	Back	Left	Right	Top	Bottom
Chain0	33.3	7.8	37.0	126.9	2.8	49.7	4.8
Chain1	5.0	5.0	69.9	12.9	109.5	33.8	10.8

* Please refer to Figure D-7 for more details.

RF Exposure Conditions

Wireless Technologies	RF Exposure Conditions	User-to-DUT Distance (mm)	Test Position	Host-to-Ant. Distance (mm)		SAR Required	Note(s)
				Chain 0	Chain 1		
Wi-Fi/ Bluetooth	Body-Worn	0	Front	33.3	5.0	Yes	
			Front-Right	7.8	5.0	Yes	
			Back	37.0	69.9	Yes	
			Left	126.9	12.9	Yes	
			Right	2.8	109.5	Yes	
			Top	49.7	33.8	Yes	
			Bottom	4.8	10.8	Yes	

Body-Worn SAR (1-g SAR) Test Exclusion as per KDB 447498 D01 - Chain0

Freq. Band	Freq. (MHz)	Test Position	Host-to-Ant Distance (mm)	User-to-Ant Distance (mm)	Min. Test Sep. Distance (mm)	Max. Possible Power				Exclusion Threshold	SAR Required (> 3.0)
						Chain0 (dBm)	Chain1 (dBm)	Total (mW)	rounded (mW)		
Wi-Fi 2.4 GHz (Chain0)	2450	Front	33.3	33.3	33	9.5	9.5	17.8	18	0.9	No
	2450	Front-Right	7.8	7.8	8	9.5	9.5	17.8	18	3.5	Yes
	2450	Back	37.0	37.0	37	9.5	9.5	17.8	18	0.8	No
	2450	Left	126.9	126.9	127	9.5	9.5	17.8	18	0.2	No
	2450	Right	2.8	2.8	5	9.5	9.5	17.8	18	5.6	Yes
	2450	Top	49.7	49.7	50	9.5	9.5	17.8	18	0.6	No
	2450	Bottom	4.8	4.8	5	9.5	9.5	17.8	18	5.6	Yes
Wi-Fi 5 GHz (Chain0)	5800	Front	33.3	33.3	33	11.5	11.5	28.3	28	2.0	No
	5800	Front-Right	7.8	7.8	8	11.5	11.5	28.3	28	8.4	Yes
	5800	Back	37.0	37.0	37	11.5	11.5	28.3	28	1.8	No
	5800	Left	126.9	126.9	127	11.5	11.5	28.3	28	0.5	No
	5800	Right	2.8	2.8	5	11.5	11.5	28.3	28	13.5	Yes
	5800	Top	49.7	49.7	50	11.5	11.5	28.3	28	1.3	No
	5800	Bottom	4.8	4.8	5	11.5	11.5	28.3	28	13.5	Yes
Bluetooth	2450	Front	33.3	33.3	33	10.1	-	10.2	10	0.5	No
	2450	Front-Right	7.8	7.8	8	10.1	-	10.2	10	2.0	No
	2450	Back	37.0	37.0	37	10.1	-	10.2	10	0.4	No
	2450	Left	126.9	126.9	127	10.1	-	10.2	10	0.1	No
	2450	Right	2.8	2.8	5	10.1	-	10.2	10	3.1	Yes
	2450	Top	49.7	49.7	50	10.1	-	10.2	10	0.3	No
	2450	Bottom	4.8	4.8	5	10.1	-	10.2	10	3.1	Yes

Body-Worn SAR (1-g SAR) Test Exclusion as per KDB 447498 D01 - Chain1

Freq. Band	Freq. (MHz)	Test Position	Host-to-Ant Distance (mm)	User-to-Ant Distance (mm)	Min. Test Sep. Distance (mm)	Max. Possible Power				Exclusion Threshold	SAR Required (> 3.0)
						Chain0 (dBm)	Chain1 (dBm)	Total (mW)	rounded (mW)		
Wi-Fi 2.4 GHz (Chain1)	2450	Front	5.0	5.0	5	9.5	9.5	17.8	18	5.6	Yes
	2450	Front-Right	5.0	5.0	5	9.5	9.5	17.8	18	5.6	Yes
	2450	Back	69.9	69.9	70	9.5	9.5	17.8	18	0.4	No
	2450	Left	12.9	12.9	13	9.5	9.5	17.8	18	2.2	No
	2450	Right	109.5	109.5	110	9.5	9.5	17.8	18	0.3	No
	2450	Top	33.8	33.8	34	9.5	9.5	17.8	18	0.8	No
	2450	Bottom	10.8	10.8	11	9.5	9.5	17.8	18	2.6	No
Wi-Fi 5 GHz (Chain1)	5800	Front	5.0	5.0	5	11.5	11.5	28.3	28	13.5	Yes
	5800	Front-Right	5.0	5.0	5	11.5	11.5	28.3	28	13.5	Yes
	5800	Back	69.9	69.9	70	11.5	11.5	28.3	28	1.0	No
	5800	Left	12.9	12.9	13	11.5	11.5	28.3	28	5.2	Yes
	5800	Right	109.5	109.5	110	11.5	11.5	28.3	28	0.6	No
	5800	Top	33.8	33.8	34	11.5	11.5	28.3	28	2.0	No
	5800	Bottom	10.8	10.8	11	11.5	11.5	28.3	28	6.1	Yes

Unit : mm

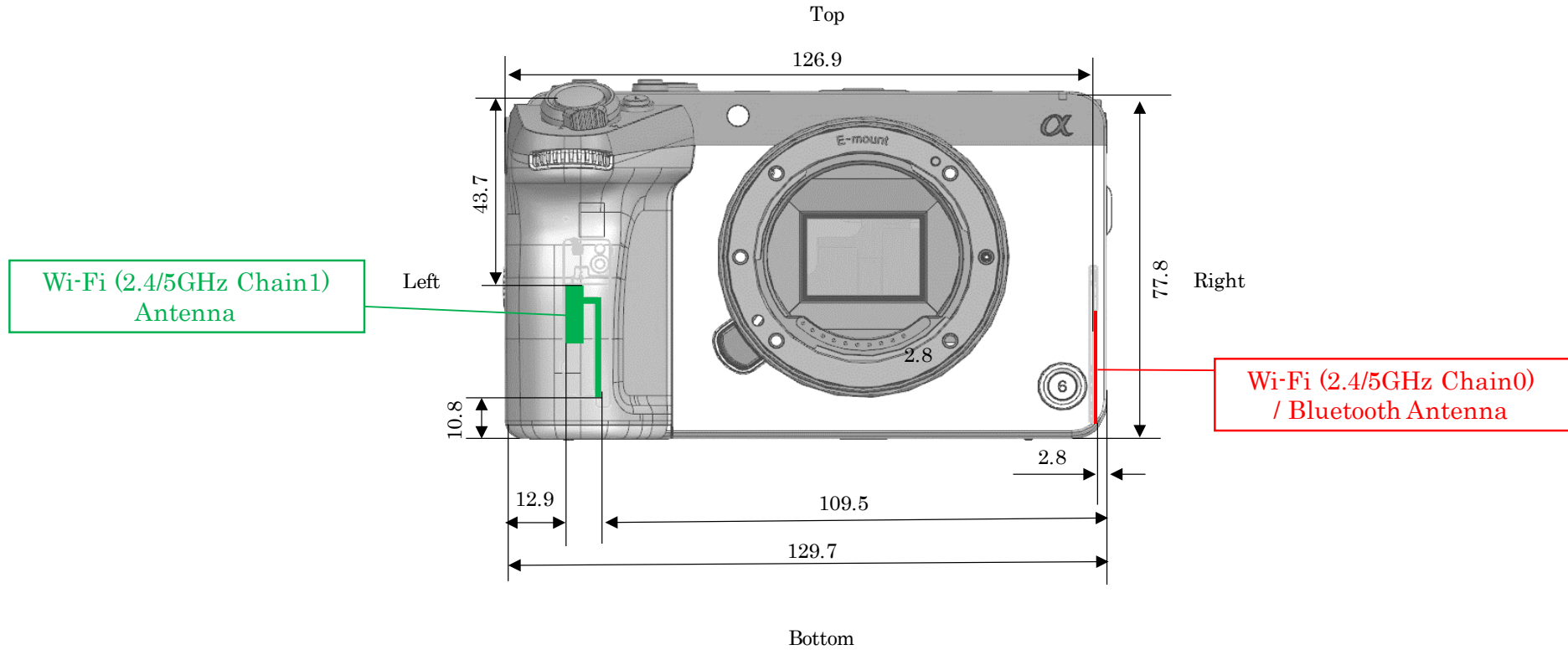
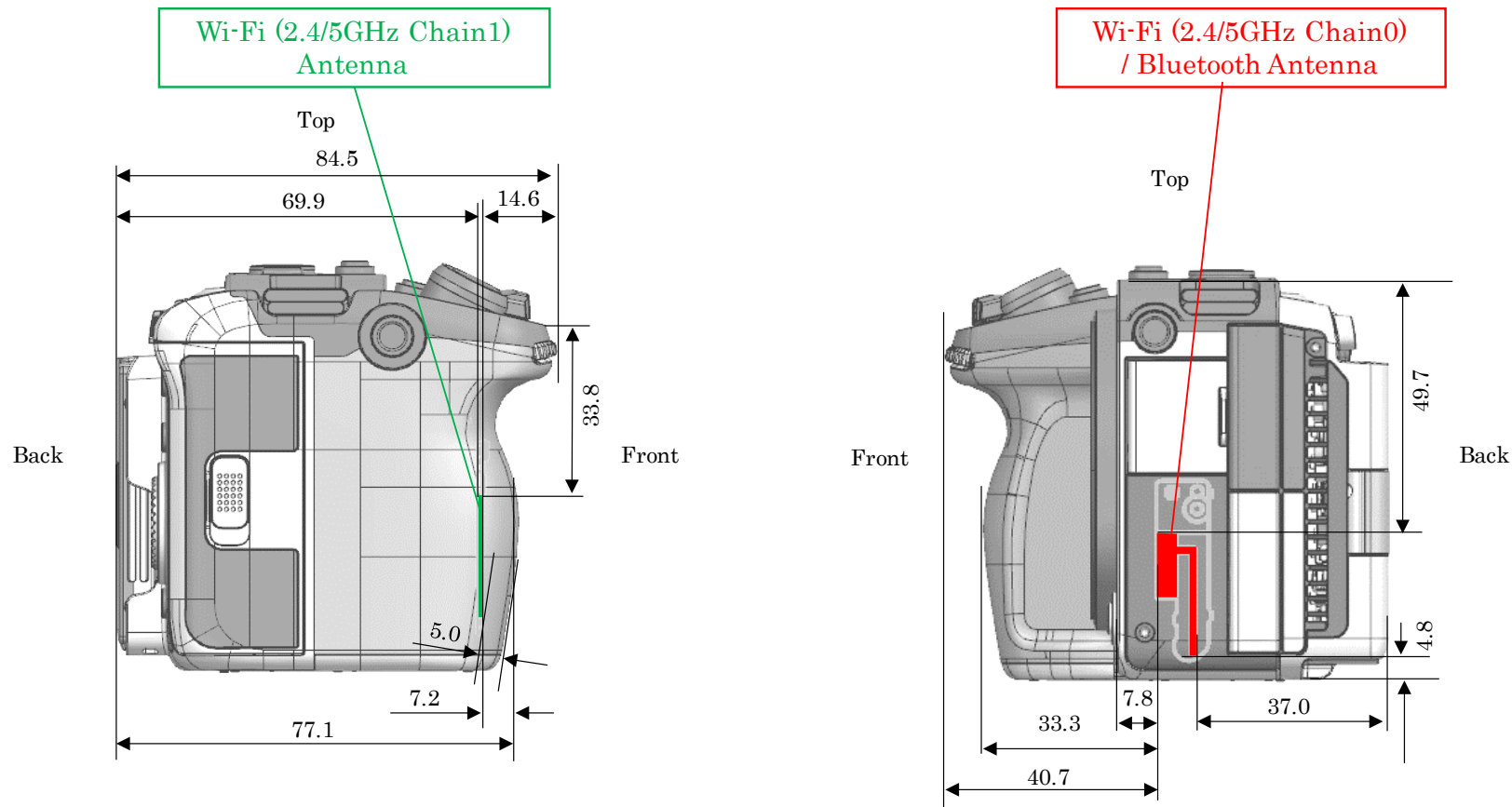


Figure D-7 Antenna Dimensions and Separation Distances

Unit : mm



Boo

Figure D-7

Antenna Dimensions and Separation Distances (Continued)

D.3. Body-Worn Exposure Conditions



Figure D-8

Front





Figure D-9

Front-Right




Figure D-10 Left





Figure D-11 Right





Figure D-12 Bottom