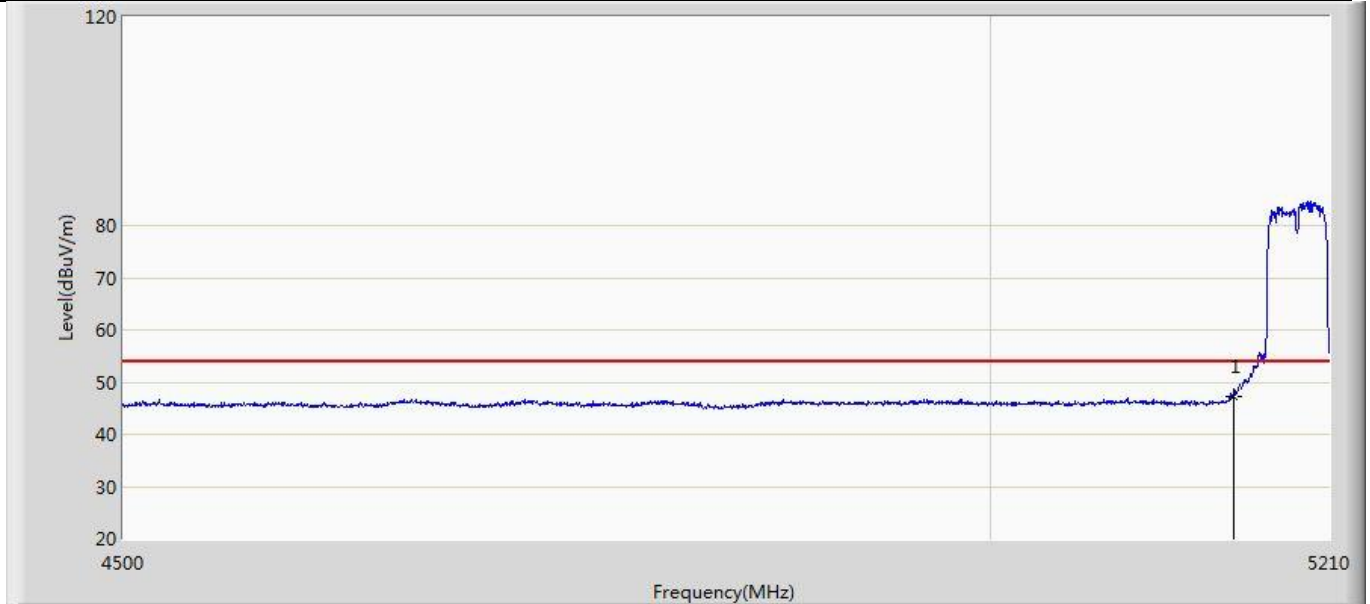
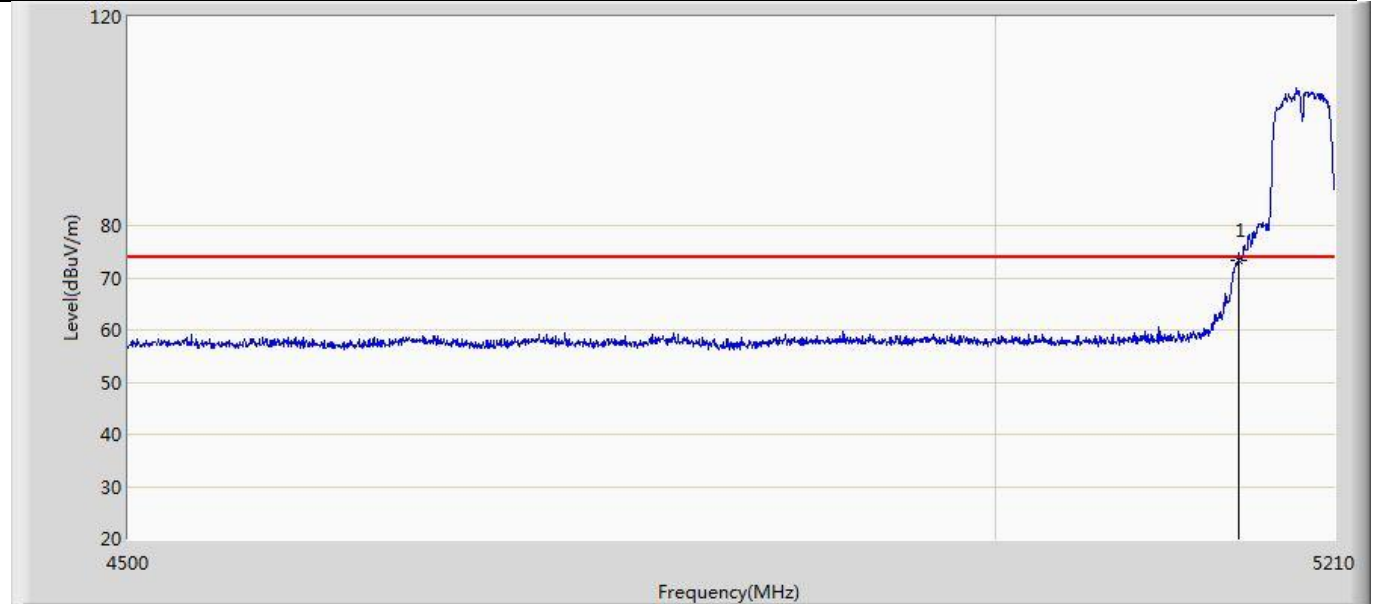


Profile: 2180545R	Page No.: 10
Engineer: Nile	
Site: AC5	Time: 2021/11/25 - 21:27
Limit: FCC_Part15.209_RE(3m)	Margin: 0
Probe: Horn_3117_00123988_(1-18GHz)	Polarity: Horizontal
EUT: LPS (LOCAL POSITIONING SYSTEM)	Power: DC3.3V
Note: Mode 2:Transmit at 5190MHz by 11ac40 SISO	



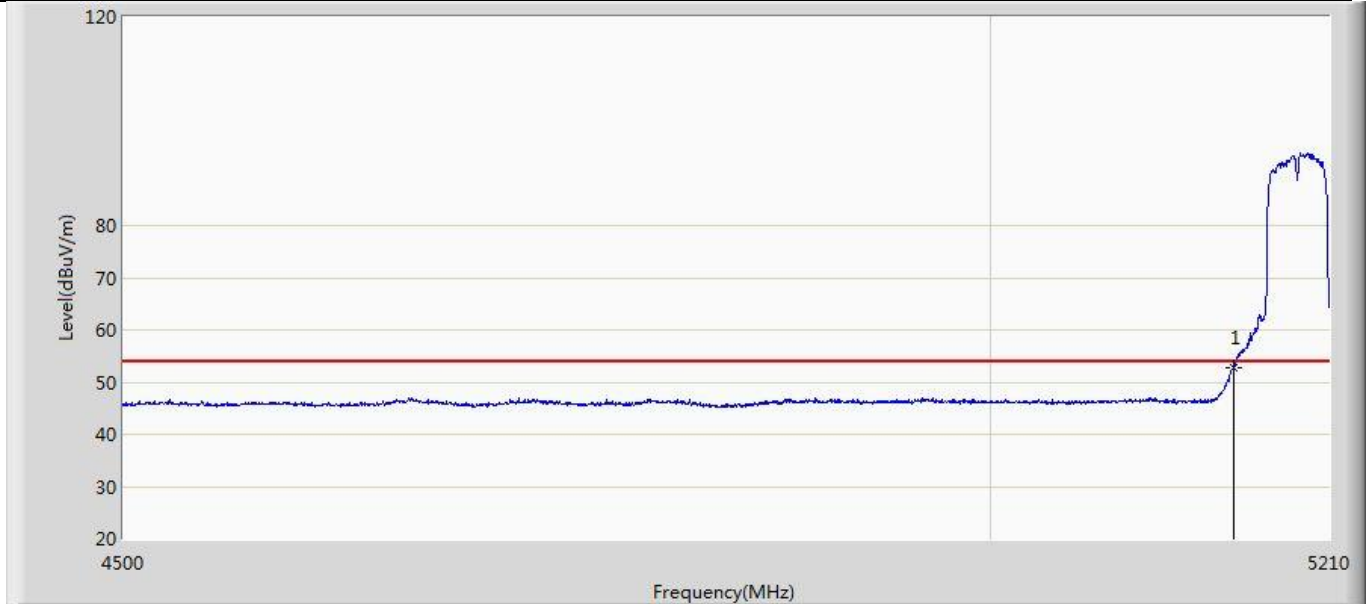
No	Mark	Frequency (MHz)	Measure Level (dBuV/m)	Reading Level (dBuV)	Over Limit (dB)	Limit (dBuV/m)	Factor (dB)	Type
1	*	5150.000	47.120	5.912	-6.880	54.000	41.208	AV

Profile: 2180545R	Page No.: 12
Engineer: Nile	
Site: AC5	Time: 2021/11/25 - 21:27
Limit: FCC_Part15.209_RE(3m)	Margin: 0
Probe: Horn_3117_00123988_(1-18GHz)	Polarity: Vertical
EUT: LPS (LOCAL POSITIONING SYSTEM)	Power: DC3.3V
Note: Mode 2:Transmit at 5190MHz by 11ac40 SISO	



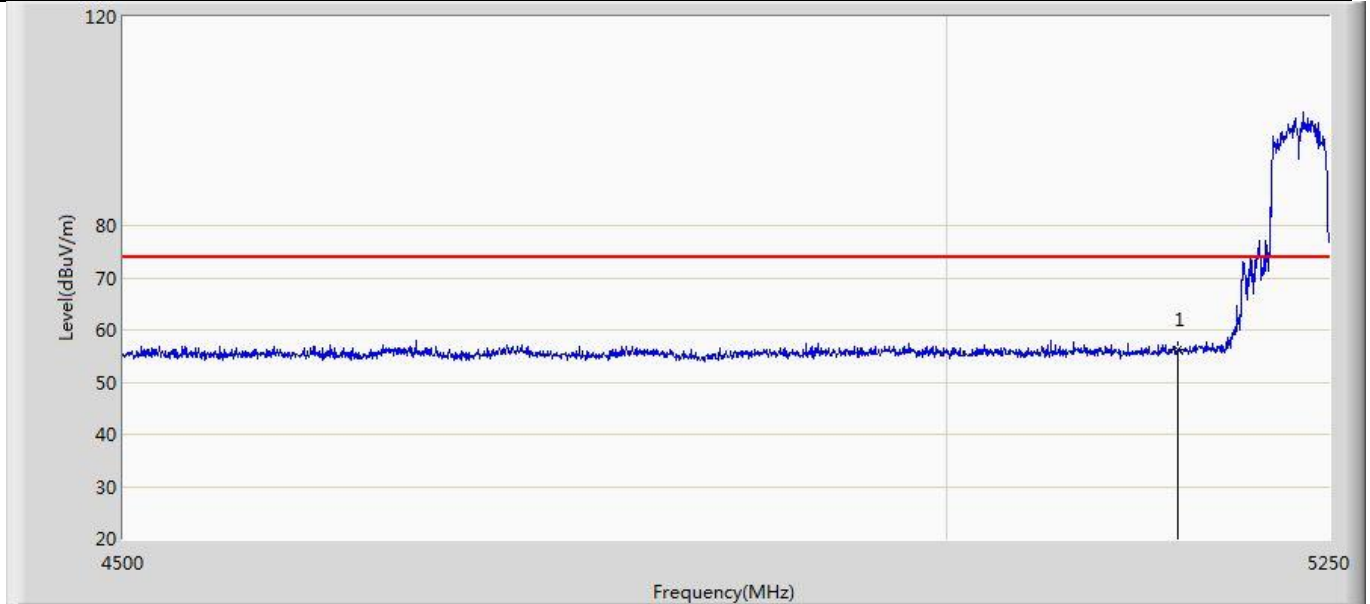
No	Mark	Frequency (MHz)	Measure Level (dBuV/m)	Reading Level (dBuV)	Over Limit (dB)	Limit (dBuV/m)	Factor (dB)	Type
1	*	5150.000	73.383	32.175	-0.617	74.000	41.208	PK

Profile: 2180545R	Page No.: 11
Engineer: Nile	
Site: AC5	Time: 2021/11/25 - 21:27
Limit: FCC_Part15.209_RE(3m)	Margin: 0
Probe: Horn_3117_00123988_(1-18GHz)	Polarity: Vertical
EUT: LPS (LOCAL POSITIONING SYSTEM)	Power: DC3.3V
Note: Mode 2:Transmit at 5190MHz by 11ac40 SISO	



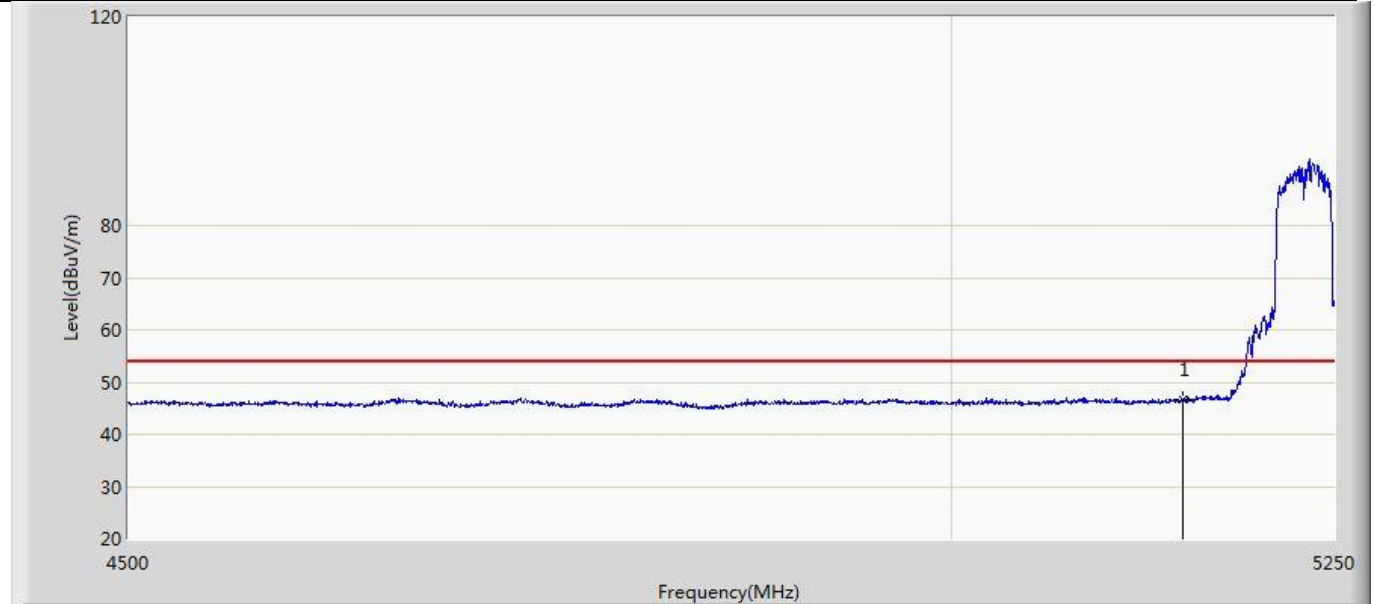
No	Mark	Frequency (MHz)	Measure Level (dBuV/m)	Reading Level (dBuV)	Over Limit (dB)	Limit (dBuV/m)	Factor (dB)	Type
1	*	5150.000	52.708	11.500	-1.292	54.000	41.208	AV

Profile: 2180545R	Page No.: 13
Engineer: Nile	
Site: AC5	Time: 2021/12/03 - 20:58
Limit: FCC_Part15.209_RE(3m)	Margin: 0
Probe: Horn_3117_00123988_(1-18GHz)	Polarity: Horizontal
EUT: LPS (LOCAL POSITIONING SYSTEM)	Power: DC3.3V
Note: Mode 2:Transmit at 5230MHz by 11ac40 SISO	



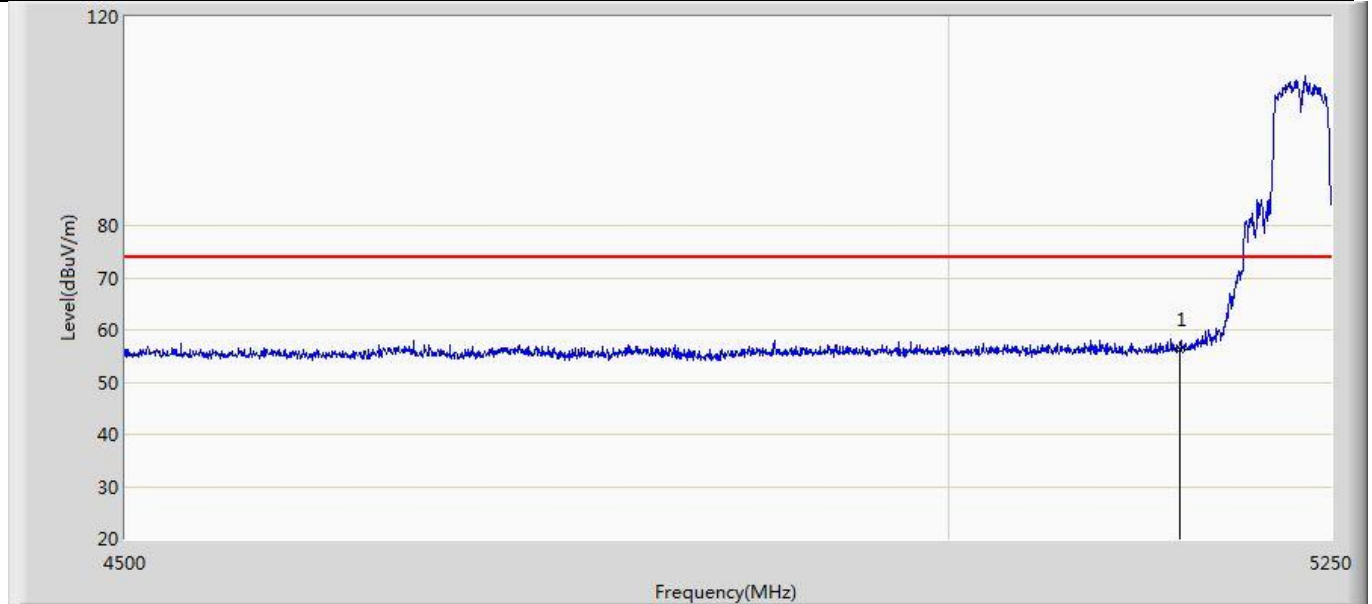
No	Mark	Frequency (MHz)	Measure Level (dBuV/m)	Reading Level (dBuV)	Over Limit (dB)	Limit (dBuV/m)	Factor (dB)	Type
1	*	5150.000	56.190	14.982	-17.810	74.000	41.208	PK

Profile: 2180545R	Page No.: 14
Engineer: Nile	
Site: AC5	Time: 2021/12/03 - 20:57
Limit: FCC_Part15.209_RE(3m)	Margin: 0
Probe: Horn_3117_00123988_(1-18GHz)	Polarity: Horizontal
EUT: LPS (LOCAL POSITIONING SYSTEM)	Power: DC3.3V
Note: Mode 2:Transmit at 5230MHz by 11ac40 SISO	



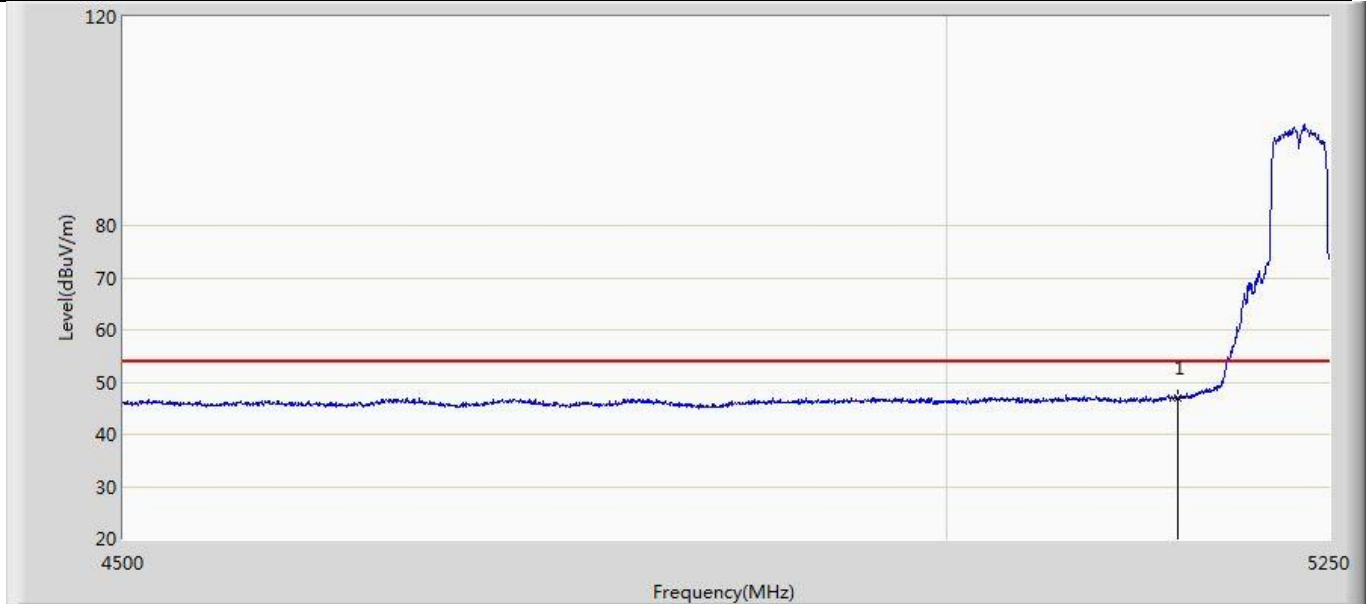
No	Mark	Frequency (MHz)	Measure Level (dBuV/m)	Reading Level (dBuV)	Over Limit (dB)	Limit (dBuV/m)	Factor (dB)	Type
1	*	5150.000	46.538	5.330	-7.462	54.000	41.208	AV

Profile: 2180545R	Page No.: 15
Engineer: Nile	
Site: AC5	Time: 2021/12/03 - 21:00
Limit: FCC_Part15.209_RE(3m)	Margin: 0
Probe: Horn_3117_00123988_(1-18GHz)	Polarity: Vertical
EUT: LPS (LOCAL POSITIONING SYSTEM)	Power: DC3.3V
Note: Mode 2:Transmit at 5230MHz by 11ac40 SISO	



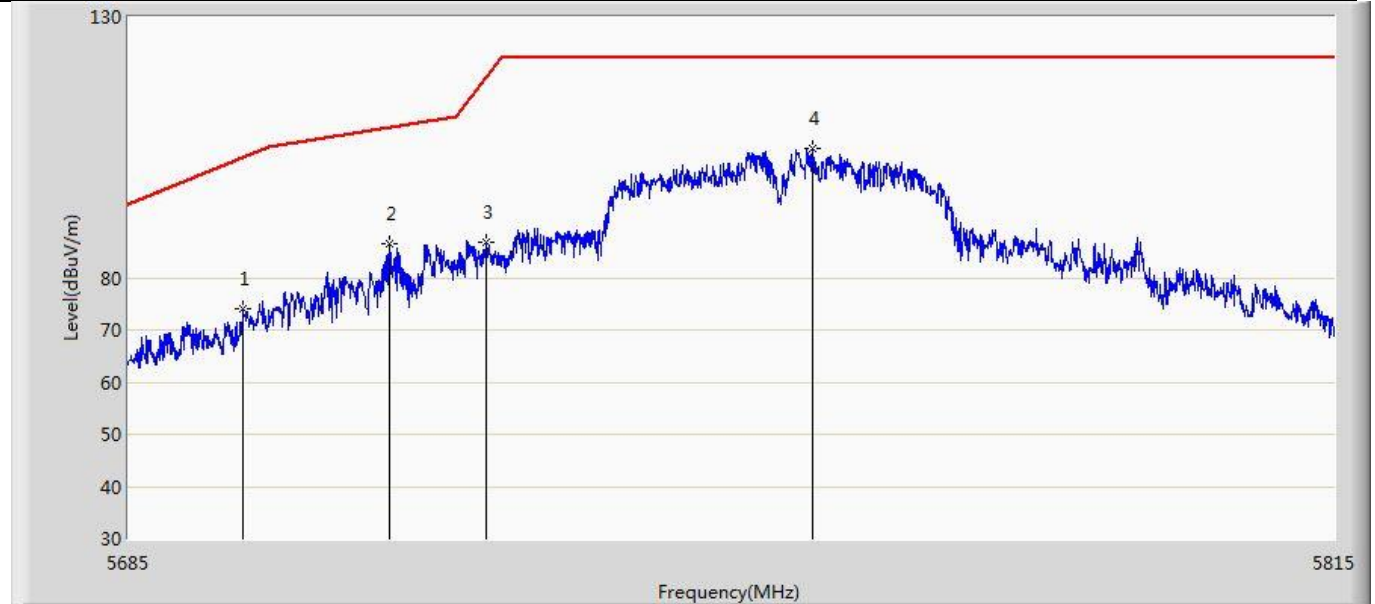
No	Mark	Frequency (MHz)	Measure Level (dBuV/m)	Reading Level (dBuV)	Over Limit (dB)	Limit (dBuV/m)	Factor (dB)	Type
1	*	5150.000	56.104	14.896	-17.896	74.000	41.208	PK

Profile: 2180545R	Page No.: 16
Engineer: Nile	
Site: AC5	Time: 2021/12/03 - 20:59
Limit: FCC_Part15.209_RE(3m)	Margin: 0
Probe: Horn_3117_00123988_(1-18GHz)	Polarity: Vertical
EUT: LPS (LOCAL POSITIONING SYSTEM)	Power: DC3.3V
Note: Mode 2:Transmit at 5230MHz by 11ac40 SISO	



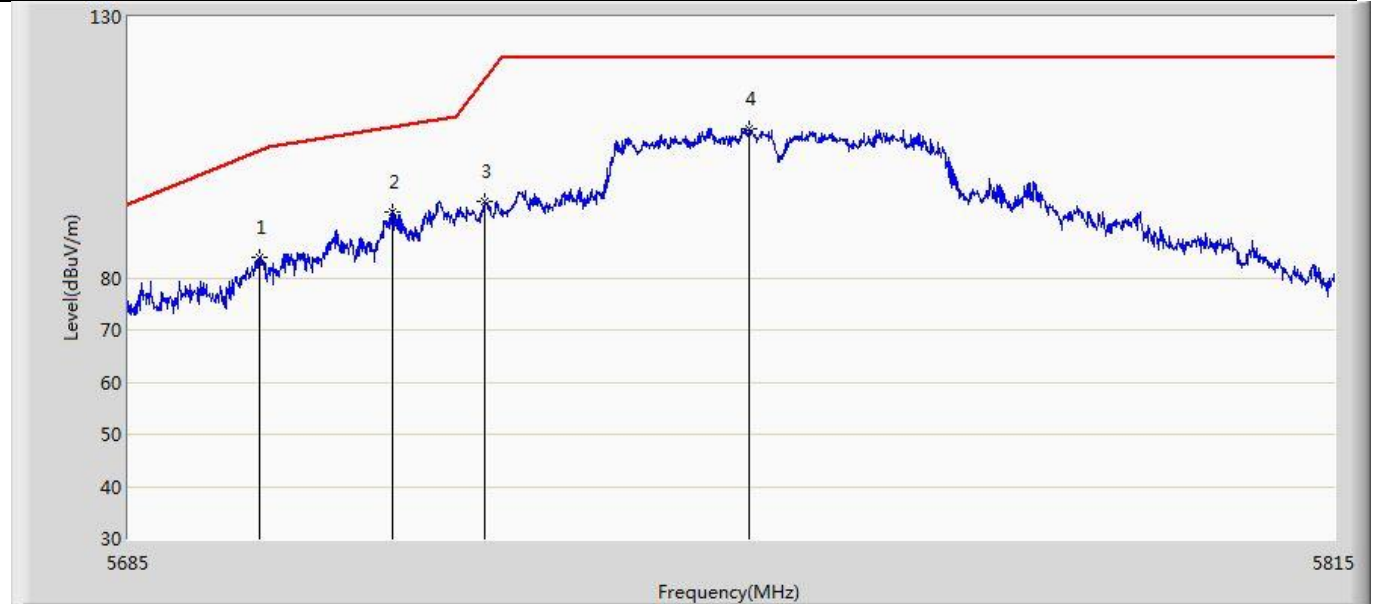
No	Mark	Frequency (MHz)	Measure Level (dBuV/m)	Reading Level (dBuV)	Over Limit (dB)	Limit (dBuV/m)	Factor (dB)	Type
1	*	5150.000	46.937	5.729	-7.063	54.000	41.208	AV

Profile: 2180545R	Page No.: 7
Engineer: Nile	
Site: AC5	Time: 2021/11/25 - 23:27
Limit: FCC-15.407 new	Margin: 0
Probe: Horn_3117_00123988_(1-18GHz)	Polarity: Horizontal
EUT: LPS (LOCAL POSITIONING SYSTEM)	Power: DC3.3V
Note: Mode 2:Transmit at 5755MHz by 11ac40 SISO	



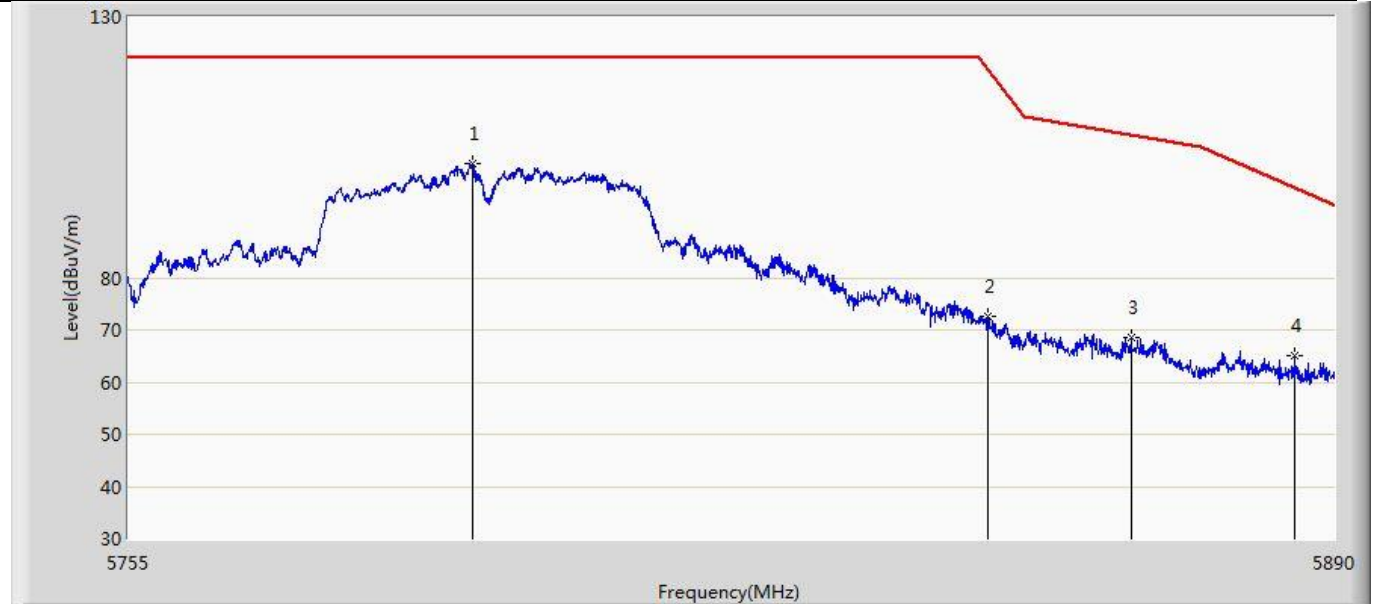
No	Mark	Frequency (MHz)	Measure Level (dBuV/m)	Reading Level (dBuV)	Over Limit (dB)	Limit (dBuV/m)	Factor (dB)	Type
1		5697.220	74.023	31.988	-29.128	103.151	42.035	PK
2		5712.885	86.630	44.596	-22.180	108.810	42.033	PK
3		5723.350	86.844	44.877	-31.595	118.439	41.967	PK
4	*	5758.515	104.840	62.692	-17.360	122.200	42.148	PK

Profile: 2180545R	Page No.: 8
Engineer: Nile	
Site: AC5	Time: 2021/11/25 - 23:29
Limit: FCC-15.407 new	Margin: 0
Probe: Horn_3117_00123988_(1-18GHz)	Polarity: Vertical
EUT: LPS (LOCAL POSITIONING SYSTEM)	Power: DC3.3V
Note: Mode 2:Transmit at 5755MHz by 11ac40 SISO	



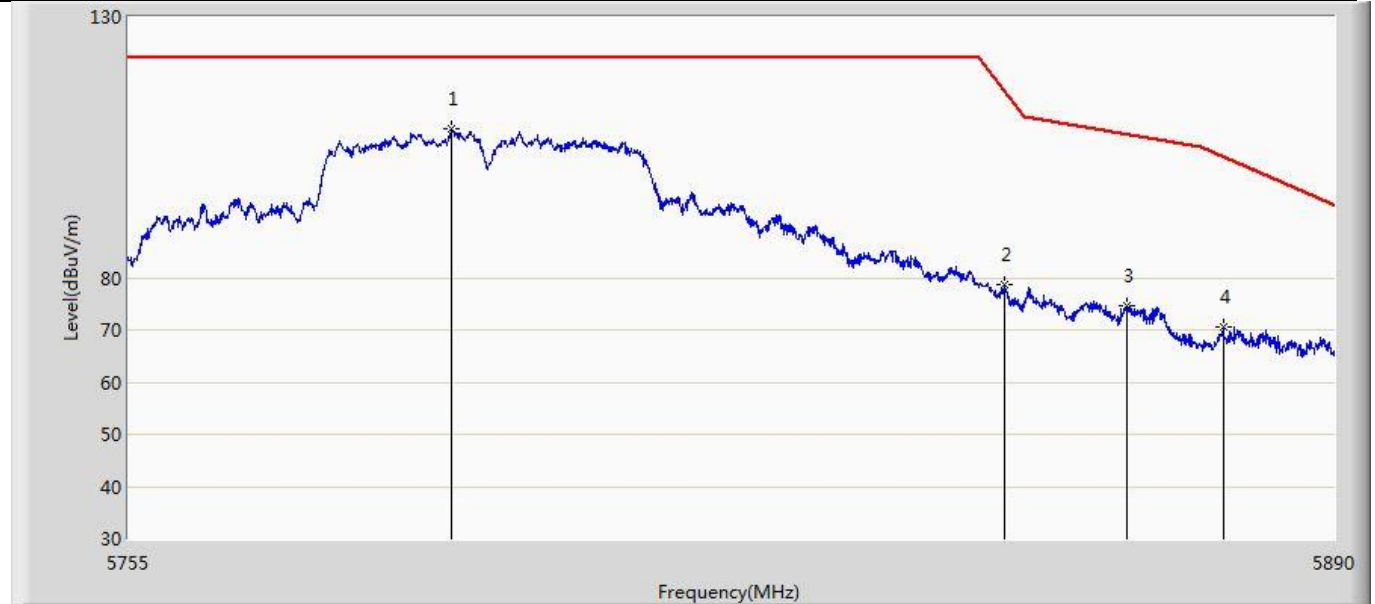
No	Mark	Frequency (MHz)	Measure Level (dBuV/m)	Reading Level (dBuV)	Over Limit (dB)	Limit (dBuV/m)	Factor (dB)	Type
1		5699.105	83.967	41.928	-20.574	104.541	42.038	PK
2		5713.210	92.689	50.657	-16.212	108.901	42.031	PK
3		5723.220	94.560	52.592	-23.583	118.143	41.968	PK
4	*	5751.560	108.688	66.703	-13.512	122.200	41.985	PK

Profile: 2180545R	Page No.: 9
Engineer: Nile	
Site: AC5	Time: 2021/11/25 - 23:31
Limit: FCC-15.407 new	Margin: 0
Probe: Horn_3117_00123988_(1-18GHz)	Polarity: Horizontal
EUT: LPS (LOCAL POSITIONING SYSTEM)	Power: DC3.3V
Note: Mode 2:Transmit at 5795MHz by 11ac40 SISO	



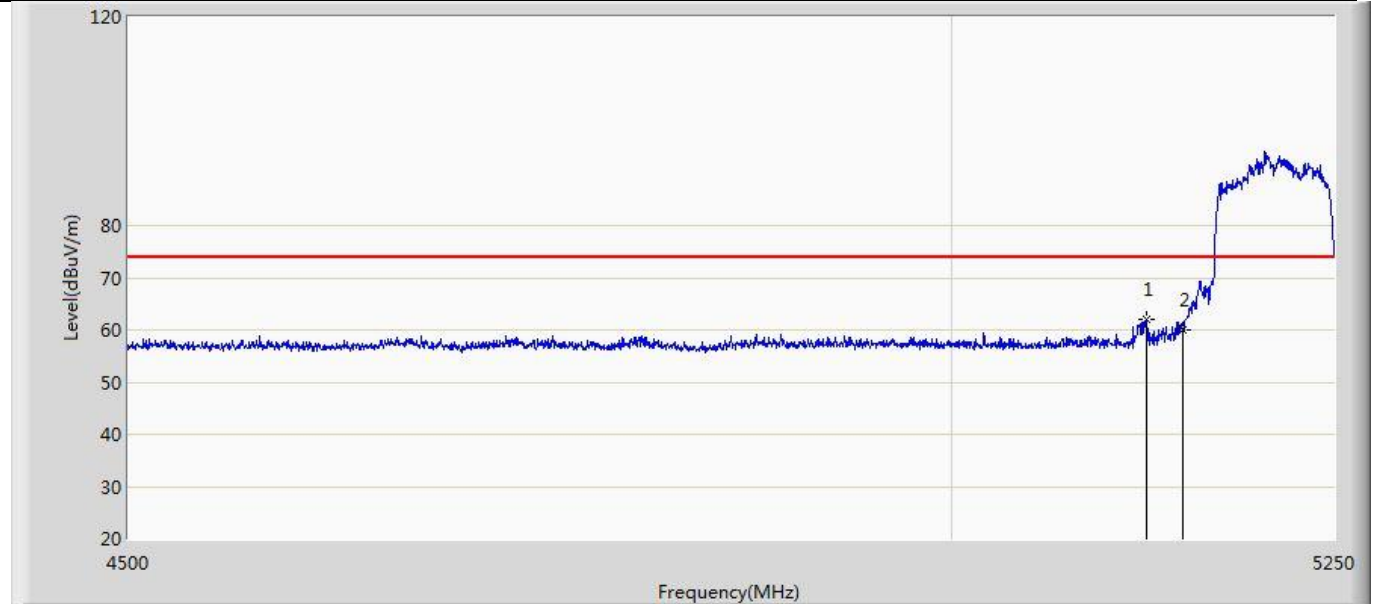
No	Mark	Frequency (MHz)	Measure Level (dBuV/m)	Reading Level (dBuV)	Over Limit (dB)	Limit (dBuV/m)	Factor (dB)	Type
1	*	5793.272	101.960	59.862	-20.240	122.200	42.098	PK
2		5850.917	72.538	30.579	-47.570	120.109	41.960	PK
3		5867.118	68.639	26.615	-38.765	107.405	42.024	PK
4		5885.612	65.171	23.014	-32.150	97.321	42.156	PK

Profile: 2180545R	Page No.: 10
Engineer: Nile	
Site: AC5	Time: 2021/11/25 - 23:33
Limit: FCC-15.407 new	Margin: 0
Probe: Horn_3117_00123988_(1-18GHz)	Polarity: Vertical
EUT: LPS (LOCAL POSITIONING SYSTEM)	Power: DC3.3V
Note: Mode 2:Transmit at 5795MHz by 11ac40 SISO	



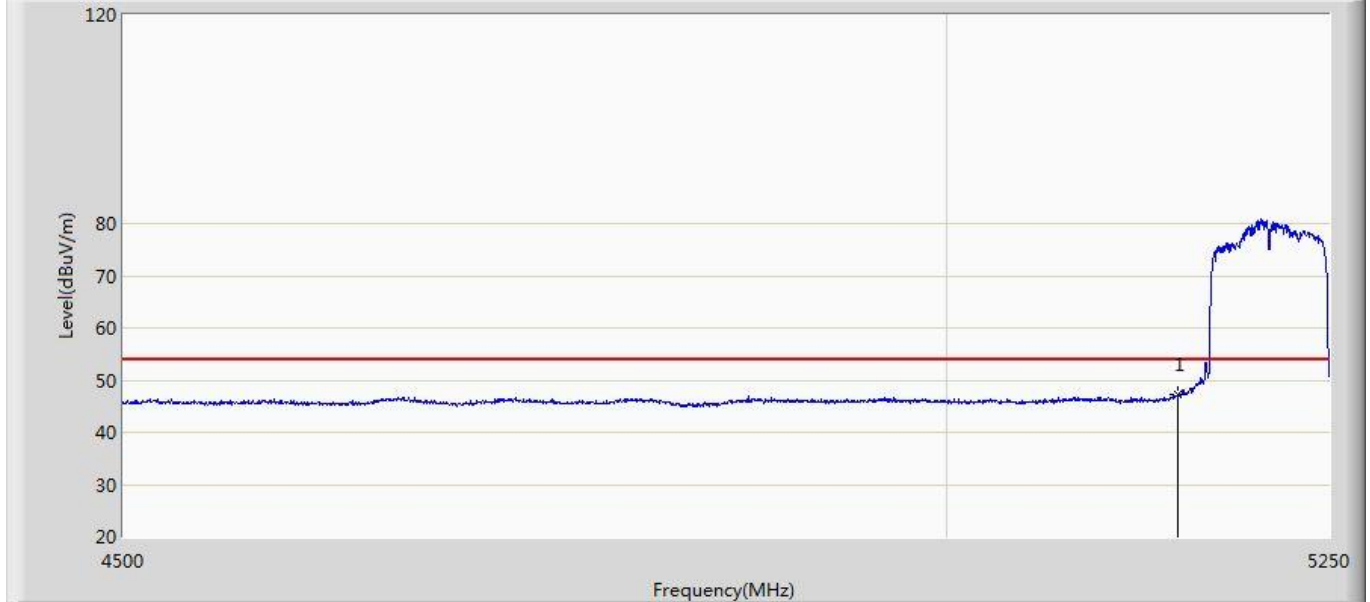
No	Mark	Frequency (MHz)	Measure Level (dBuV/m)	Reading Level (dBuV)	Over Limit (dB)	Limit (dBuV/m)	Factor (dB)	Type
1	*	5790.978	108.434	66.352	-13.766	122.200	42.082	PK
2		5852.875	78.807	36.841	-36.837	115.644	41.965	PK
3		5866.645	74.595	32.573	-32.942	107.537	42.022	PK
4		5877.445	70.603	28.520	-32.780	103.383	42.084	PK

Profile: 2180545R	Page No.: 17
Engineer: Nile	
Site: AC5	Time: 2021/11/25 - 21:41
Limit: FCC_Part15.209_RE(3m)	Margin: 0
Probe: Horn_3117_00123988_(1-18GHz)	Polarity: Horizontal
EUT: LPS (LOCAL POSITIONING SYSTEM)	Power: DC3.3V
Note: Mode 3:Transmit at 5210MHz by 11ac80 SISO	



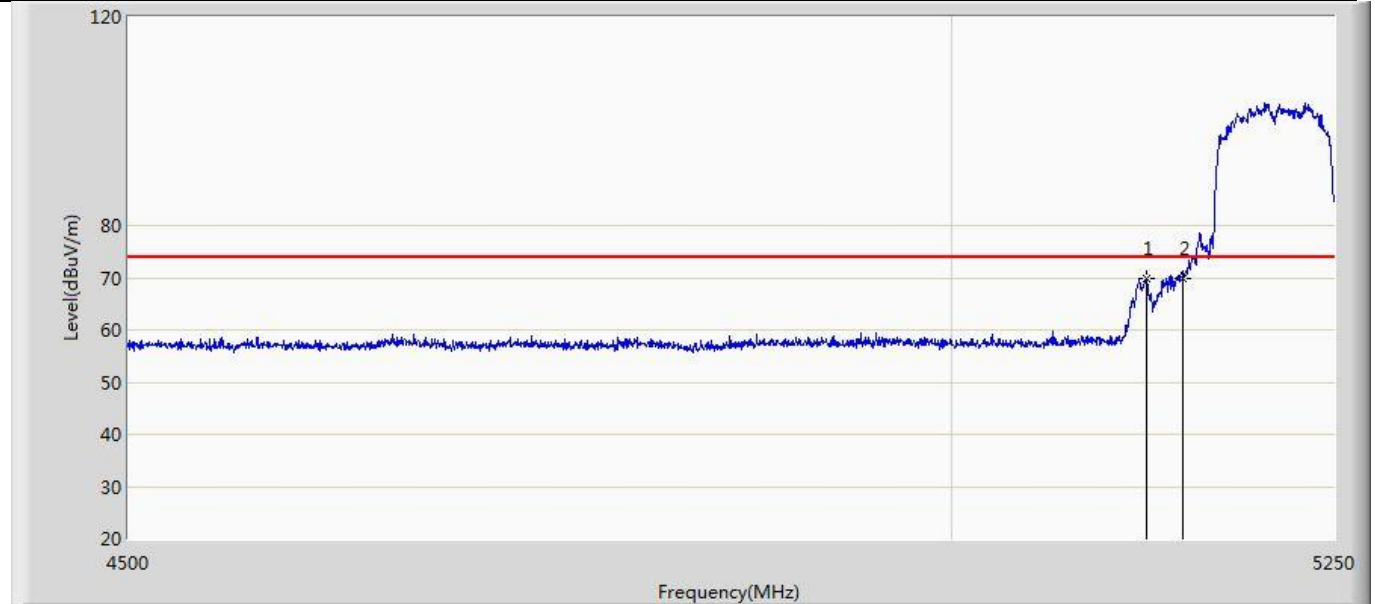
No	Mark	Frequency (MHz)	Measure Level (dBuV/m)	Reading Level (dBuV)	Over Limit (dB)	Limit (dBuV/m)	Factor (dB)	Type
1	*	5125.500	62.084	21.253	-11.916	74.000	40.831	PK
2		5150.000	60.084	18.876	-13.916	74.000	41.208	PK

Profile: 2180545R	Page No.: 18
Engineer: Nile	
Site: AC5	Time: 2021/11/25 - 21:41
Limit: FCC_Part15.209_RE(3m)	Margin: 0
Probe: Horn_3117_00123988_(1-18GHz)	Polarity: Horizontal
EUT: LPS (LOCAL POSITIONING SYSTEM)	Power: DC3.3V
Note: Mode 3:Transmit at 5210MHz by 11ac80 SISO	



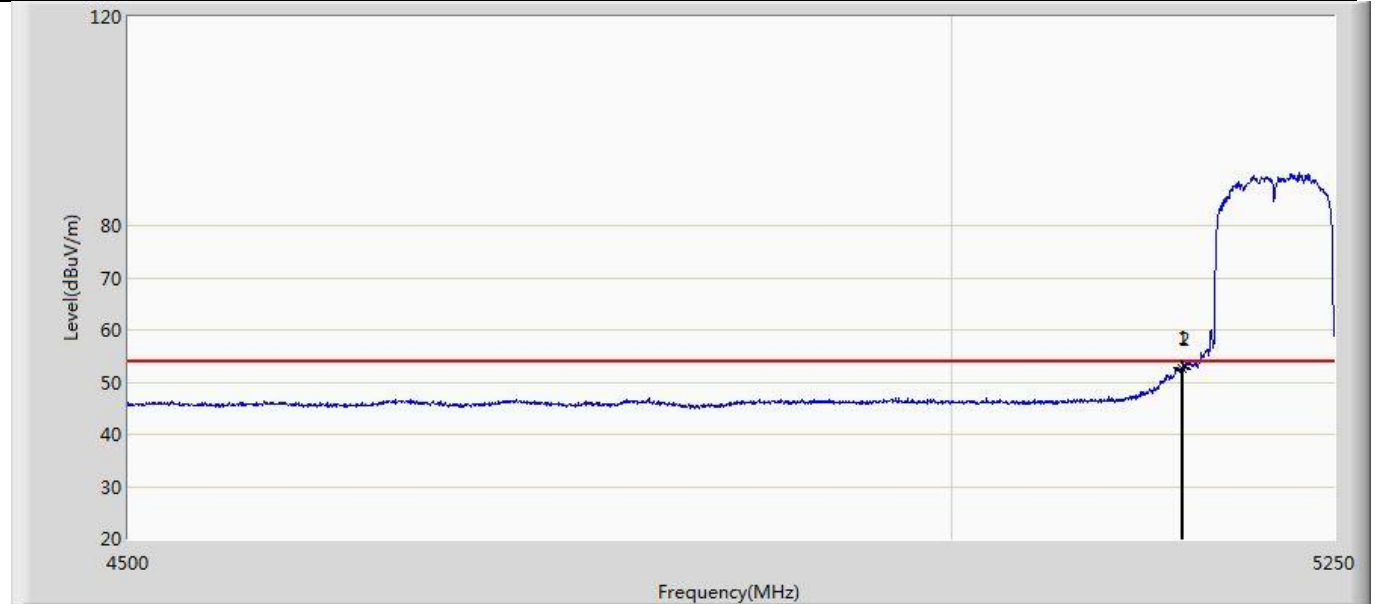
No	Mark	Frequency (MHz)	Measure Level (dBuV/m)	Reading Level (dBuV)	Over Limit (dB)	Limit (dBuV/m)	Factor (dB)	Type
1	*	5150.000	47.132	5.924	-6.868	54.000	41.208	AV

Profile: 2180545R	Page No.: 19
Engineer: Nile	
Site: AC5	Time: 2021/11/25 - 21:41
Limit: FCC_Part15.209_RE(3m)	Margin: 0
Probe: Horn_3117_00123988_(1-18GHz)	Polarity: Vertical
EUT: LPS (LOCAL POSITIONING SYSTEM)	Power: DC3.3V
Note: Mode 3:Transmit at 5210MHz by 11ac80 SISO	



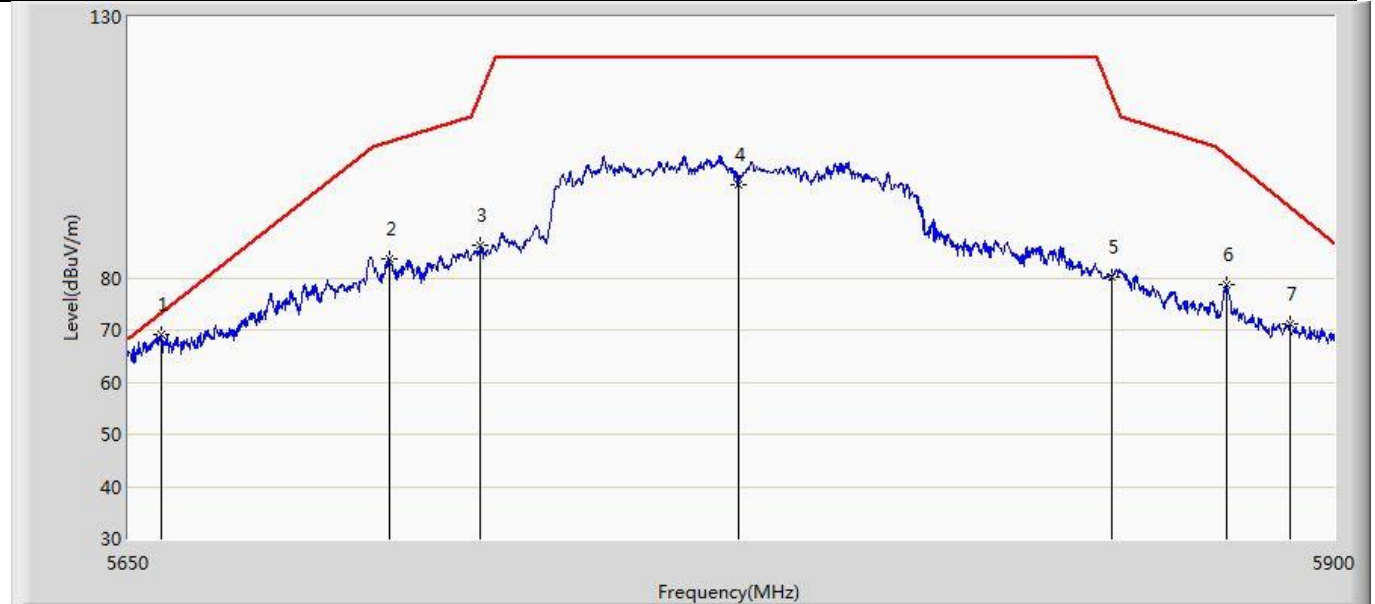
No	Mark	Frequency (MHz)	Measure Level (dBuV/m)	Reading Level (dBuV)	Over Limit (dB)	Limit (dBuV/m)	Factor (dB)	Type
1	*	5125.500	69.893	29.062	-4.107	74.000	40.831	PK
2		5150.000	69.777	28.569	-4.223	74.000	41.208	PK

Profile: 2180545R	Page No.: 20
Engineer: Nile	
Site: AC5	Time: 2021/11/25 - 21:41
Limit: FCC_Part15.209_RE(3m)	Margin: 0
Probe: Horn_3117_00123988_(1-18GHz)	Polarity: Vertical
EUT: LPS (LOCAL POSITIONING SYSTEM)	Power: DC3.3V
Note: Mode 3:Transmit at 5210MHz by 11ac80 SISO	



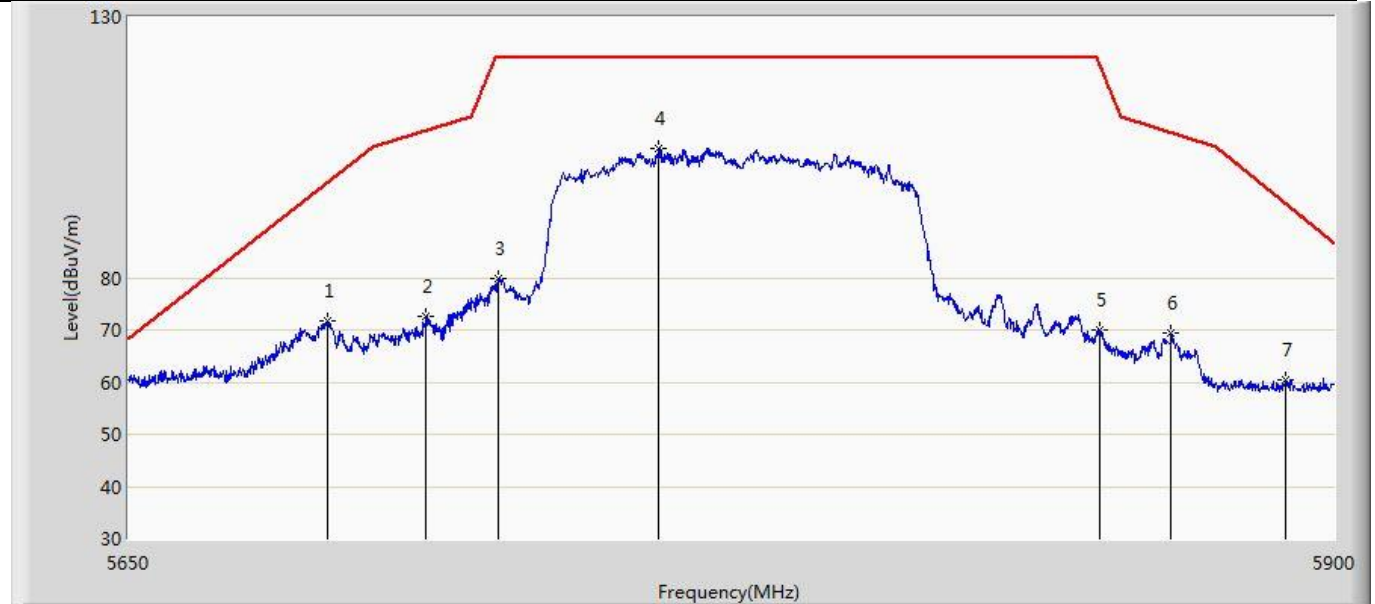
No	Mark	Frequency (MHz)	Measure Level (dBuV/m)	Reading Level (dBuV)	Over Limit (dB)	Limit (dBuV/m)	Factor (dB)	Type
1	*	5148.375	52.879	11.714	-1.121	54.000	41.164	AV
2		5150.000	52.404	11.196	-1.596	54.000	41.208	AV

Profile: 2180545R	Page No.: 11
Engineer: Nile	
Site: AC5	Time: 2022/01/13 - 22:22
Limit: FCC-15.407 new	Margin: 0
Probe: Horn_3117_00123988_(1-18GHz)	Polarity: Horizontal
EUT: LPS (LOCAL POSITIONING SYSTEM)	Power: DC3.3V
Note: Mode 3:Transmit at 5775MHz by 11ac80 SISO	



No	Mark	Frequency (MHz)	Measure Level (dBuV/m)	Reading Level (dBuV)	Over Limit (dB)	Limit (dBuV/m)	Factor (dB)	Type
1	*	5656.750	69.159	23.427	-4.055	73.214	45.732	PK
2		5703.375	83.612	37.733	-22.535	106.146	45.878	PK
3		5721.875	86.196	39.244	-28.881	115.076	46.951	PK
4		5775.125	97.743	52.139	-24.457	122.200	45.604	PK
5		5853.125	80.215	33.223	-34.859	115.074	46.992	PK
6		5877.250	78.802	32.037	-24.726	103.528	46.765	PK
7		5890.625	71.162	24.511	-22.442	93.604	46.651	PK

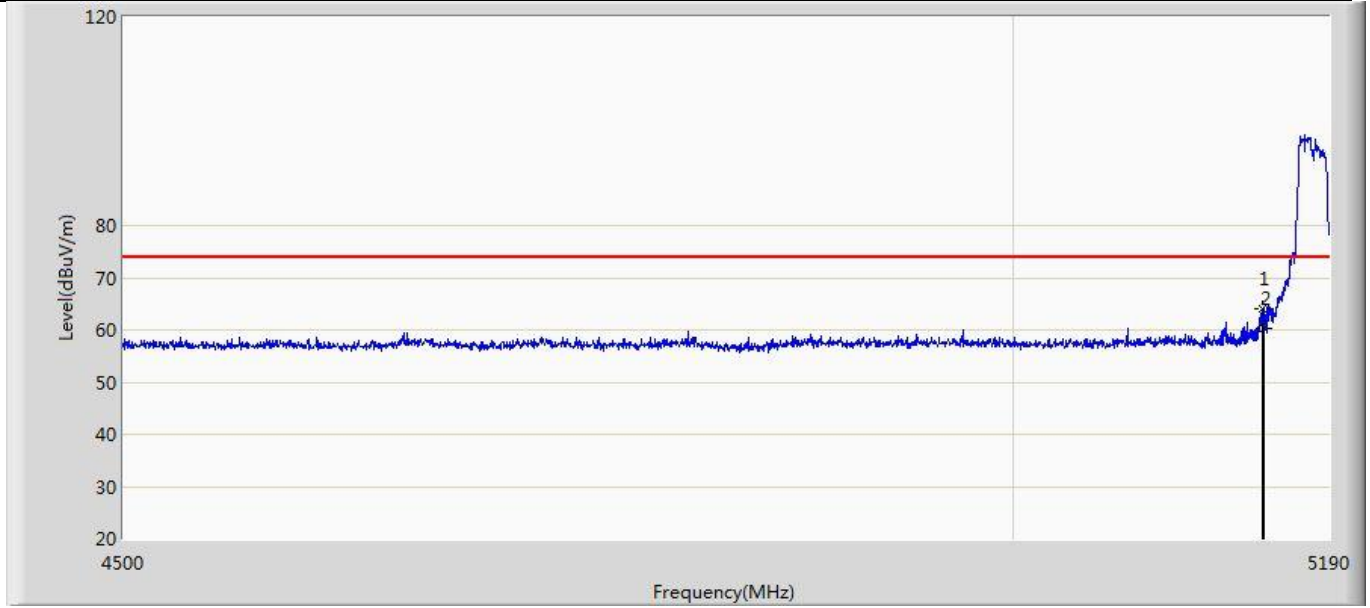
Profile: 2180545R	Page No.: 12
Engineer: Nile	
Site: AC5	Time: 2021/11/25 - 23:37
Limit: FCC-15.407 new	Margin: 0
Probe: Horn_3117_00123988_(1-18GHz)	Polarity: Vertical
EUT: LPS (LOCAL POSITIONING SYSTEM)	Power: DC3.3V
Note: Mode 3:Transmit at 5775MHz by 11ac80 SISO	



No	Mark	Frequency (MHz)	Measure Level (dBuV/m)	Reading Level (dBuV)	Over Limit (dB)	Limit (dBuV/m)	Factor (dB)	Type
1		5690.500	71.710	29.671	-26.485	98.195	42.040	PK
2		5710.750	72.672	30.625	-35.540	108.212	42.047	PK
3		5725.625	79.803	37.851	-42.397	122.200	41.953	PK
4	*	5758.750	104.691	62.537	-17.509	122.200	42.154	PK
5		5850.500	70.058	28.100	-51.001	121.060	41.959	PK
6		5865.625	69.553	27.537	-38.270	107.823	42.016	PK
7		5889.750	60.453	18.256	-33.800	94.252	42.197	PK

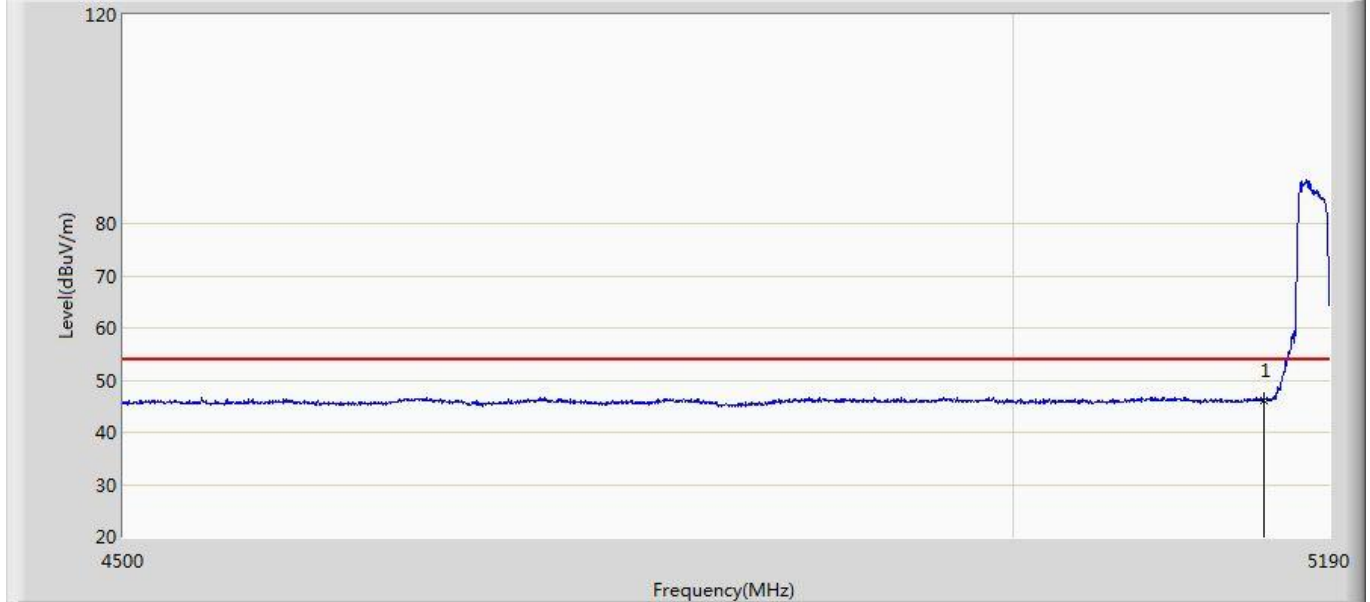
ANT-DB1-RAF-RPS : MIMO-Ant1+2

Profile: 2180545R	Page No.: 2
Engineer: Nile	
Site: AC5	Time: 2021/11/25 - 21:21
Limit: FCC_Part15.209_RE(3m)	Margin: 0
Probe: Horn_3117_00123988_(1-18GHz)	Polarity: Horizontal
EUT: LPS (Local Positioning System)	Power: DC3.3V
Note: Mode 1:Transmit at 5180MHz by 11ac20 MIMO	



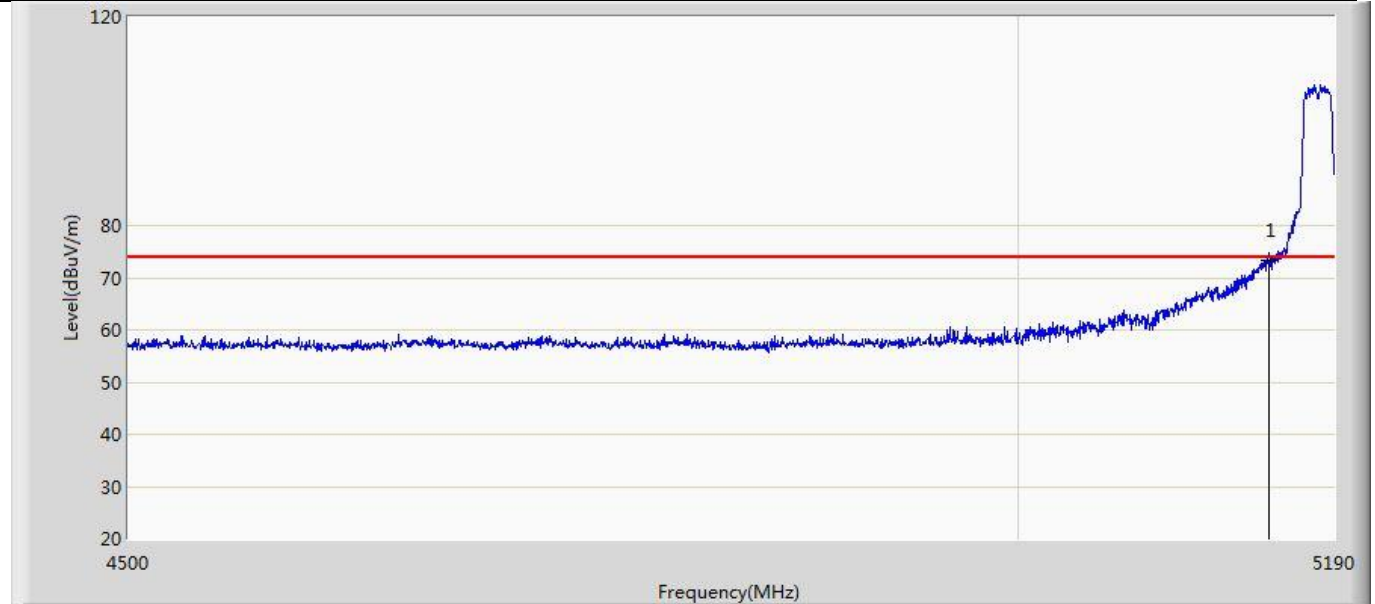
No	Mark	Frequency (MHz)	Measure Level (dBuV/m)	Reading Level (dBuV)	Over Limit (dB)	Limit (dBuV/m)	Factor (dB)	Type
1	*	5148.945	64.166	22.986	-9.834	74.000	41.180	PK
2		5150.000	60.207	18.999	-13.793	74.000	41.208	PK

Profile: 2180545R	Page No.: 1
Engineer: Nile	
Site: AC5	Time: 2021/11/16 - 19:15
Limit: FCC_Part15.209_RE(3m)	Margin: 0
Probe: Horn_3117_00123988_(1-18GHz)	Polarity: Horizontal
EUT: LPS (Local Positioning System)	Power: DC3.3V
Note: Mode 1:Transmit at 5180MHz by 11ac20 MIMO	



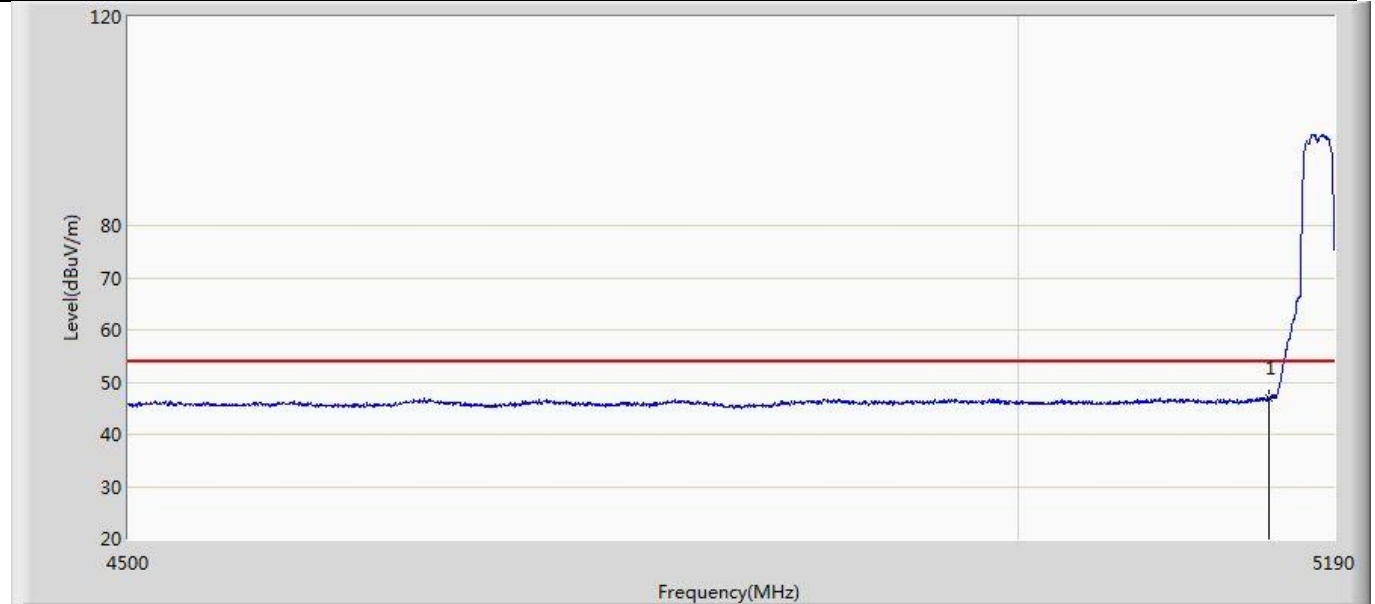
No	Mark	Frequency (MHz)	Measure Level (dBuV/m)	Reading Level (dBuV)	Over Limit (dB)	Limit (dBuV/m)	Factor (dB)	Type
1	*	5150.000	46.174	4.966	-7.826	54.000	41.208	AV

Profile: 2180545R	Page No.: 4
Engineer: Nile	
Site: AC5	Time: 2021/11/25 - 21:22
Limit: FCC_Part15.209_RE(3m)	Margin: 0
Probe: Horn_3117_00123988_(1-18GHz)	Polarity: Vertical
EUT: LPS (Local Positioning System)	Power: DC3.3V
Note: Mode 1:Transmit at 5180MHz by 11ac20 MIMO	



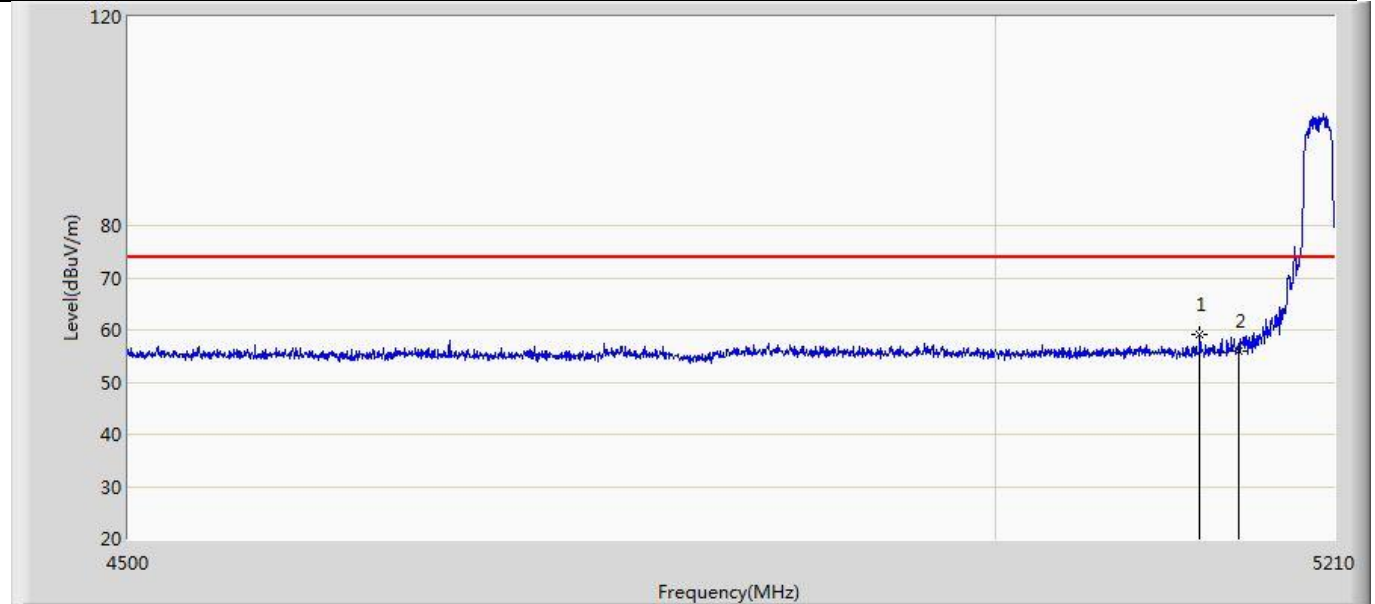
No	Mark	Frequency (MHz)	Measure Level (dBuV/m)	Reading Level (dBuV)	Over Limit (dB)	Limit (dBuV/m)	Factor (dB)	Type
1	*	5150.000	73.445	32.237	-0.555	74.000	41.208	PK

Profile: 2180545R	Page No.: 3
Engineer: Nile	
Site: AC5	Time: 2021/11/25 - 21:22
Limit: FCC_Part15.209_RE(3m)	Margin: 0
Probe: Horn_3117_00123988_(1-18GHz)	Polarity: Vertical
EUT: LPS (Local Positioning System)	Power: DC3.3V
Note: Mode 1:Transmit at 5180MHz by 11ac20 MIMO	



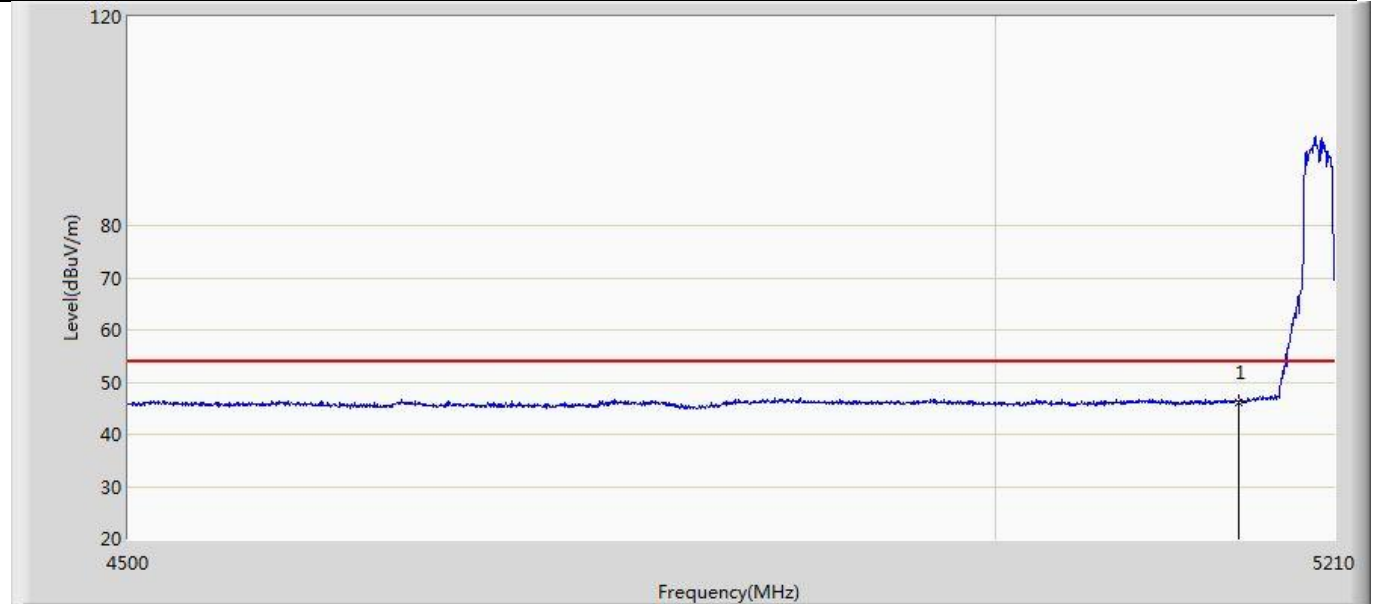
No	Mark	Frequency (MHz)	Measure Level (dBuV/m)	Reading Level (dBuV)	Over Limit (dB)	Limit (dBuV/m)	Factor (dB)	Type
1	*	5150.000	47.057	5.849	-6.943	54.000	41.208	AV

Profile: 2180545R	Page No.: 6
Engineer: Nile	
Site: AC5	Time: 2021/12/03 - 20:33
Limit: FCC_Part15.209_RE(3m)	Margin: 0
Probe: Horn_3117_00123988_(1-18GHz)	Polarity: Horizontal
EUT: LPS (LOCAL POSITIONING SYSTEM)	Power: DC3.3V
Note: Mode 1:Transmit at 5200MHz by 11ac20 MIMO	



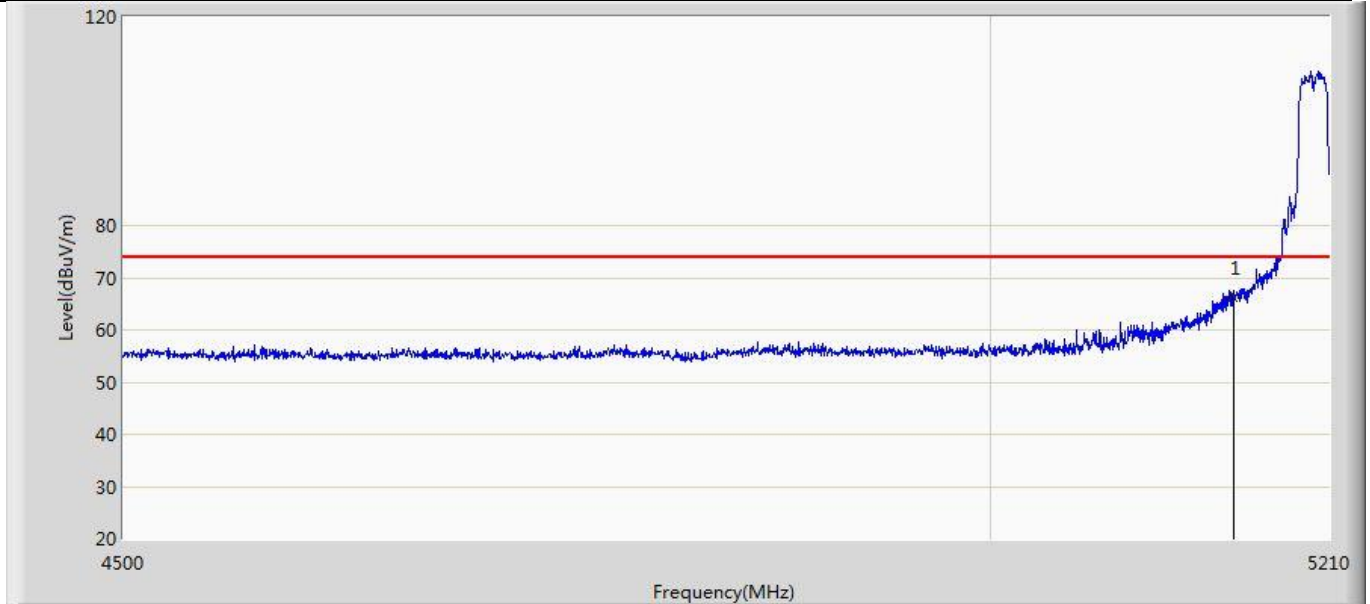
No	Mark	Frequency (MHz)	Measure Level (dBuV/m)	Reading Level (dBuV)	Over Limit (dB)	Limit (dBuV/m)	Factor (dB)	Type
1	*	5125.510	59.125	18.294	-14.875	74.000	40.831	PK
2		5150.000	56.015	14.807	-17.985	74.000	41.208	PK

Profile: 2180545R	Page No.: 5
Engineer: Nile	
Site: AC5	Time: 2021/12/03 - 20:32
Limit: FCC_Part15.209_RE(3m)	Margin: 0
Probe: Horn_3117_00123988_(1-18GHz)	Polarity: Horizontal
EUT: LPS (LOCAL POSITIONING SYSTEM)	Power: DC3.3V
Note: Mode 1:Transmit at 5200MHz by 11ac20 MIMO	



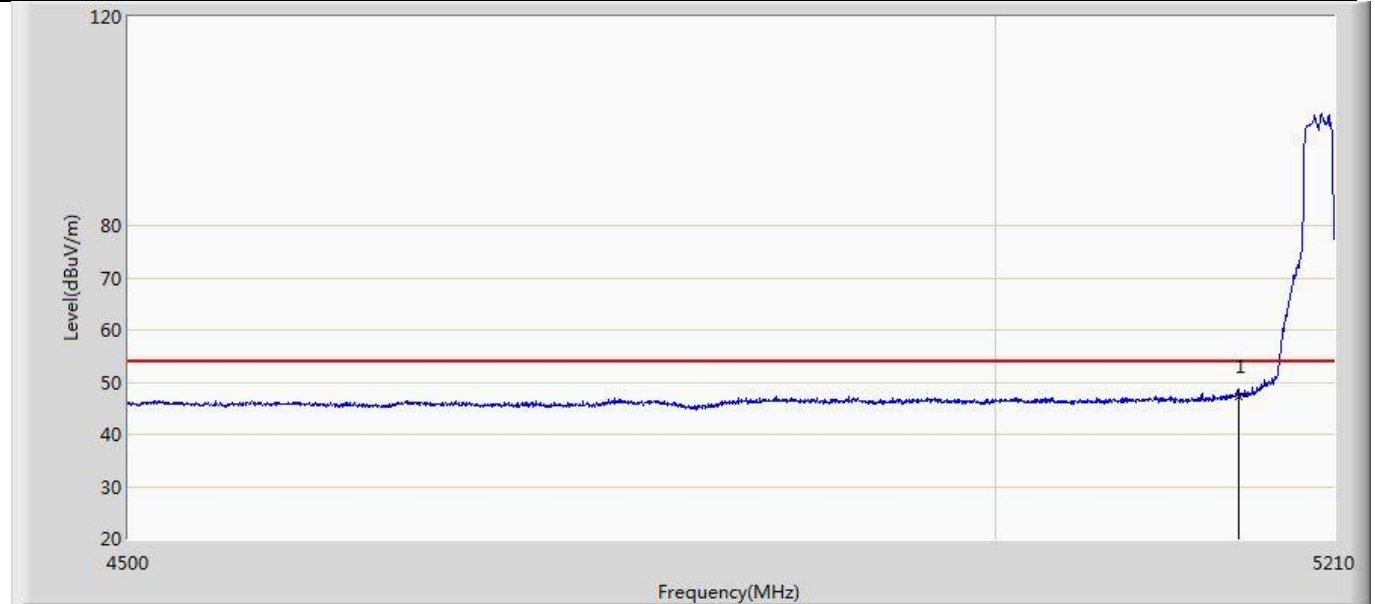
No	Mark	Frequency (MHz)	Measure Level (dBuV/m)	Reading Level (dBuV)	Over Limit (dB)	Limit (dBuV/m)	Factor (dB)	Type
1	*	5150.000	46.169	4.961	-7.831	54.000	41.208	AV

Profile: 2180545R	Page No.: 8
Engineer: Nile	
Site: AC5	Time: 2021/12/03 - 20:36
Limit: FCC_Part15.209_RE(3m)	Margin: 0
Probe: Horn_3117_00123988_(1-18GHz)	Polarity: Vertical
EUT: LPS (LOCAL POSITIONING SYSTEM)	Power: DC3.3V
Note: Mode 1:Transmit at 5200MHz by 11ac20 MIMO	



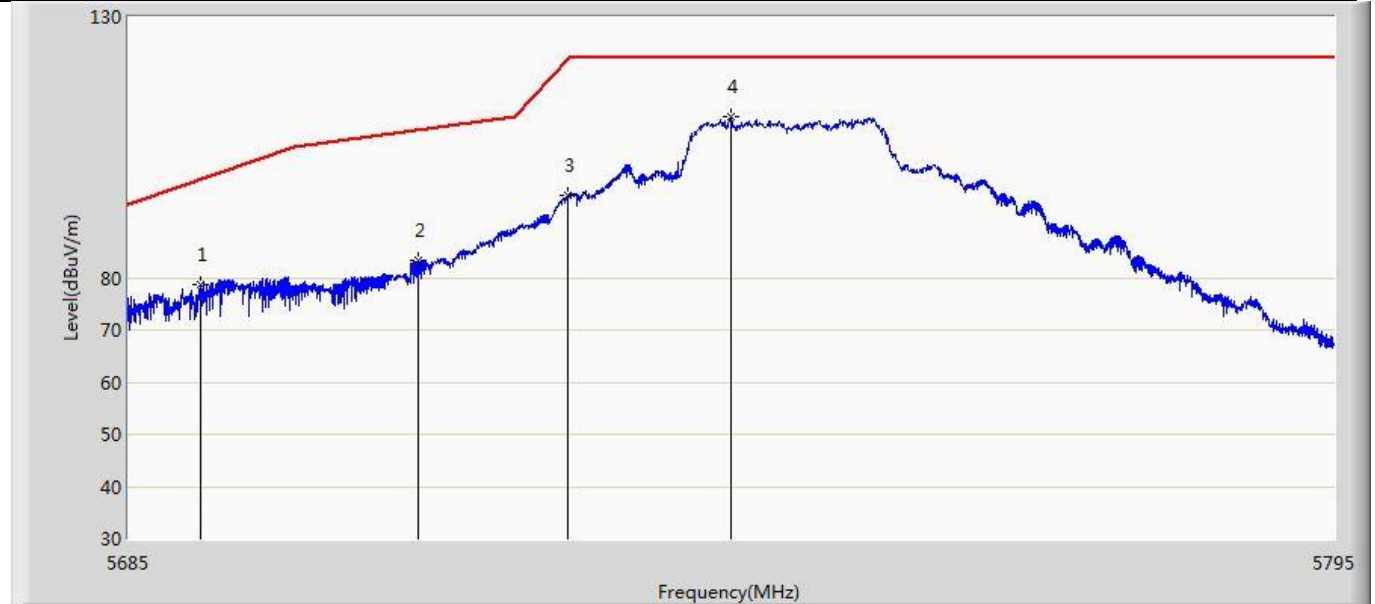
No	Mark	Frequency (MHz)	Measure Level (dBuV/m)	Reading Level (dBuV)	Over Limit (dB)	Limit (dBuV/m)	Factor (dB)	Type
1	*	5150.000	66.095	24.887	-7.905	74.000	41.208	PK

Profile: 2180545R	Page No.: 7
Engineer: Nile	
Site: AC5	Time: 2021/12/03 - 20:34
Limit: FCC_Part15.209_RE(3m)	Margin: 0
Probe: Horn_3117_00123988_(1-18GHz)	Polarity: Vertical
EUT: LPS (LOCAL POSITIONING SYSTEM)	Power: DC3.3V
Note: Mode 1:Transmit at 5200MHz by 11ac20 MIMO	



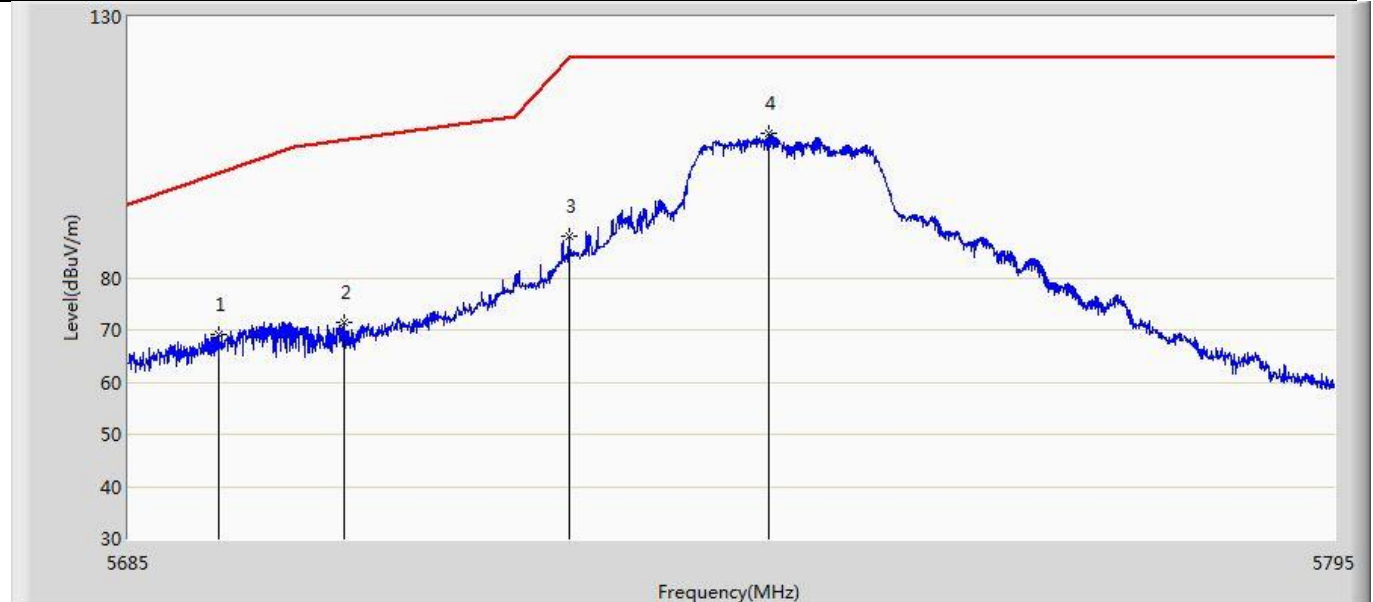
No	Mark	Frequency (MHz)	Measure Level (dBuV/m)	Reading Level (dBuV)	Over Limit (dB)	Limit (dBuV/m)	Factor (dB)	Type
1	*	5150.000	47.130	5.922	-6.870	54.000	41.208	AV

Profile: 2180545R	Page No.: 1
Engineer: Julius zhou	
Site: AC5	Time: 2021/11/16 - 19:15
Limit: FCC-15.407 new	Margin: 0
Probe: Horn_3117_00123988_(1-18GHz)	Polarity: Horizontal
EUT: LPS (Local Positioning System)	Power: DC3.3V
Note: Mode 1:Transmit at 5745MHz by 11ac20 MIMO	



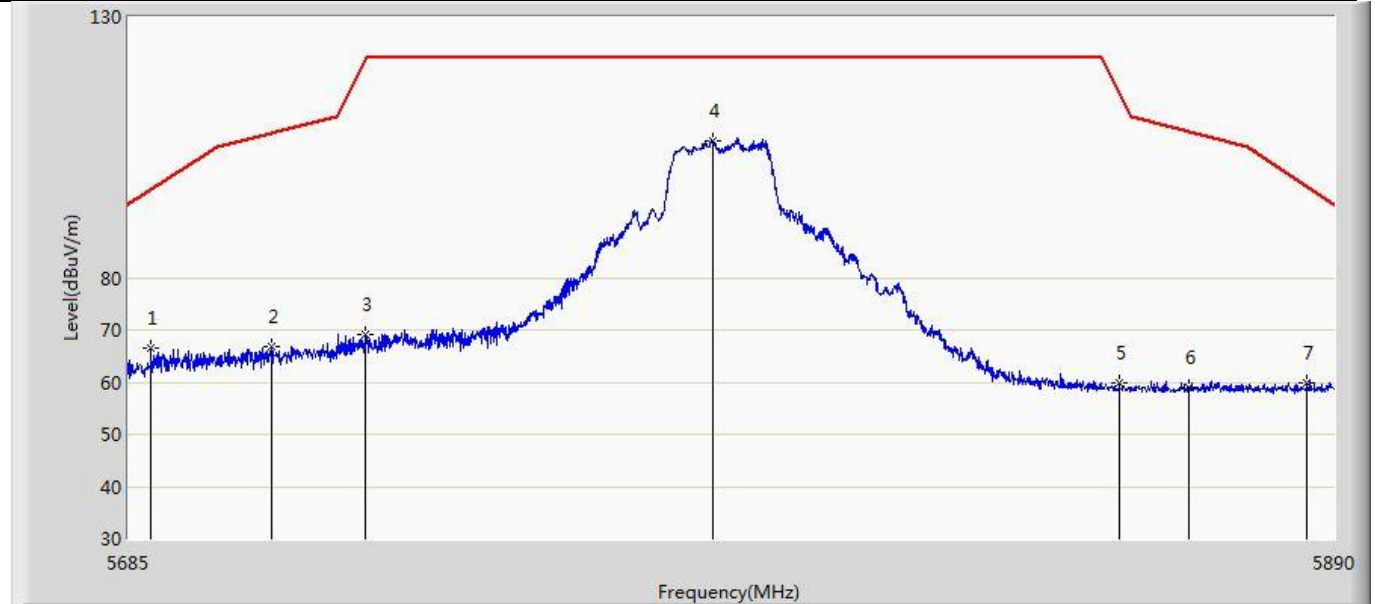
No	Mark	Frequency (MHz)	Measure Level (dBuV/m)	Reading Level (dBuV)	Over Limit (dB)	Limit (dBuV/m)	Factor (dB)	Type
1		5691.600	78.787	36.758	-20.220	99.007	42.029	PK
2		5711.290	83.271	41.227	-25.093	108.364	42.044	PK
3		5724.930	95.742	53.785	-26.299	122.040	41.957	PK
4	*	5739.725	110.742	68.926	-11.458	122.200	41.815	PK

Profile: 2180545R	Page No.: 2
Engineer: Julius zhou	
Site: AC5	Time: 2021/11/25 - 23:15
Limit: FCC-15.407 new	Margin: 0
Probe: Horn_3117_00123988_(1-18GHz)	Polarity: Vertical
EUT: LPS (Local Positioning System)	Power: DC3.3V
Note: Mode 1:Transmit at 5745MHz by 11ac20 MIMO	



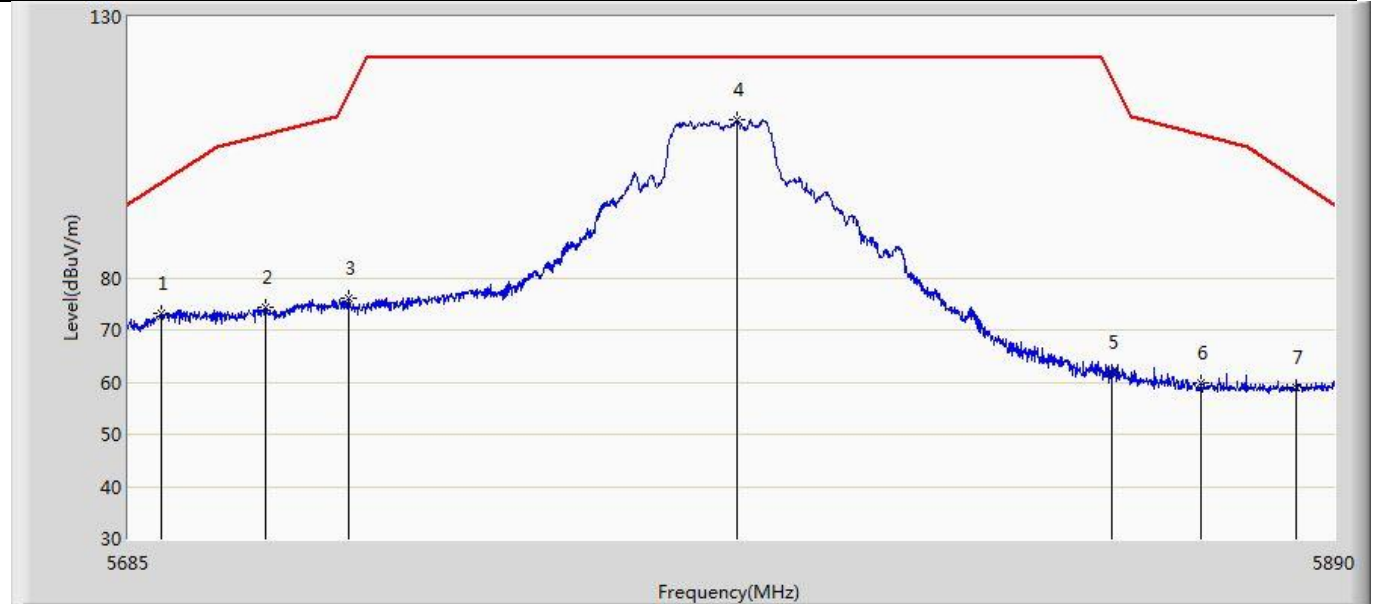
No	Mark	Frequency (MHz)	Measure Level (dBuV/m)	Reading Level (dBuV)	Over Limit (dB)	Limit (dBuV/m)	Factor (dB)	Type
1		5693.250	69.002	26.975	-31.222	100.224	42.027	PK
2		5704.525	71.468	29.418	-35.001	106.469	42.050	PK
3		5724.985	88.061	46.105	-34.104	122.166	41.956	PK
4	*	5743.190	107.587	65.799	-14.613	122.200	41.788	PK

Profile: 2180545R	Page No.: 3
Engineer: Julius zhou	
Site: AC5	Time: 2021/11/25 - 23:17
Limit: FCC-15.407 new	Margin: 0
Probe: Horn_3117_00123988_(1-18GHz)	Polarity: Horizontal
EUT: LPS (Local Positioning System)	Power: DC3.3V
Note: Mode 1:Transmit at 5785MHz by 11ac20 MIMO	



No	Mark	Frequency (MHz)	Measure Level (dBuV/m)	Reading Level (dBuV)	Over Limit (dB)	Limit (dBuV/m)	Factor (dB)	Type
1		5694.225	75.806	33.777	-25.137	100.943	42.029	PK
2		5714.007	75.879	33.853	-33.245	109.124	42.026	PK
3		5724.155	77.102	35.140	-43.172	120.274	41.961	PK
4		5742.502	102.002	60.214	-20.198	122.200	41.789	PK
5	*	5792.728	110.788	68.694	-11.412	122.200	42.094	PK

Profile: 2180545R	Page No.: 4
Engineer: Julius zhou	
Site: AC5	Time: 2021/11/25 - 23:20
Limit: FCC-15.407 new	Margin: 0
Probe: Horn_3117_00123988_(1-18GHz)	Polarity: Vertical
EUT: LPS (Local Positioning System)	Power: DC3.3V
Note: Mode 1:Transmit at 5785MHz by 11ac20 MIMO	



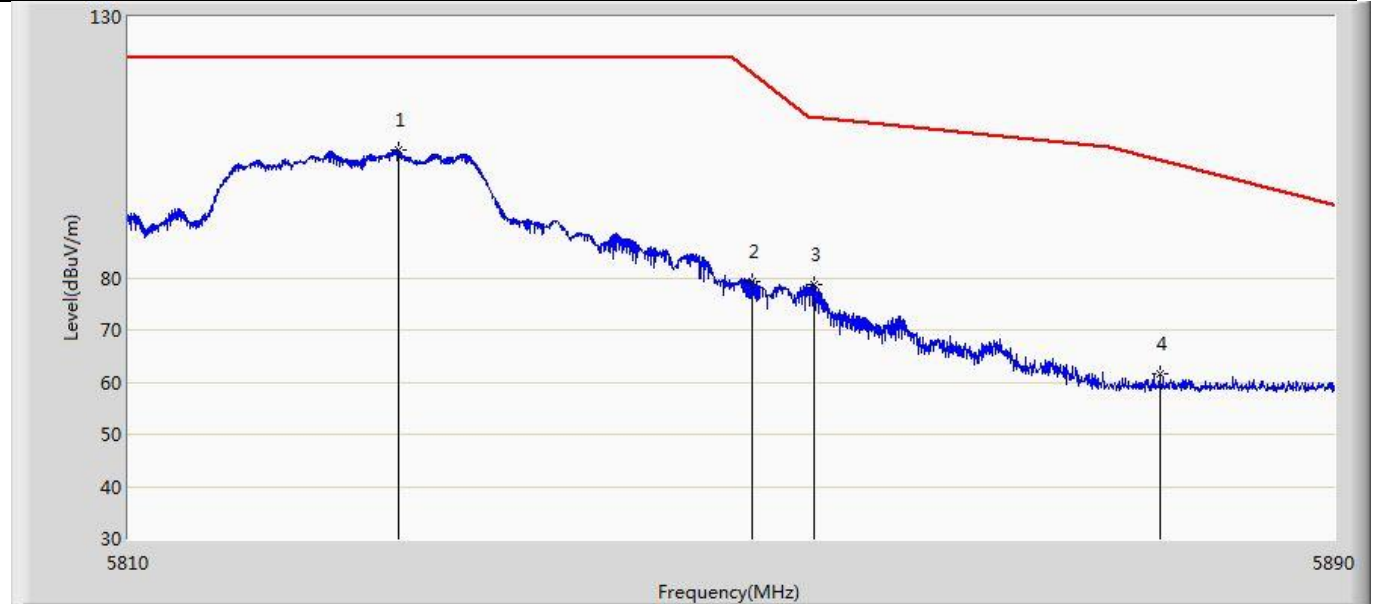
No	Mark	Frequency (MHz)	Measure Level (dBuV/m)	Reading Level (dBuV)	Over Limit (dB)	Limit (dBuV/m)	Factor (dB)	Type
1		5693.917	66.918	24.889	-33.798	100.716	42.028	PK
2		5709.498	67.745	25.690	-40.117	107.862	42.055	PK
3		5723.232	65.875	23.907	-52.296	118.170	41.968	PK
4		5747.935	99.189	57.290	-23.011	122.200	41.899	PK
5	*	5792.112	105.969	63.879	-16.231	122.200	42.090	PK

Profile: 2180545R	Page No.: 5
Engineer: Julius zhou	
Site: AC5	Time: 2021/11/25 - 23:21
Limit: FCC-15.407 new	Margin: 0
Probe: Horn_3117_00123988_(1-18GHz)	Polarity: Horizontal
EUT: LPS (Local Positioning System)	Power: DC3.3V
Note: Mode 1:Transmit at 5805MHz by 11ac20 MIMO	



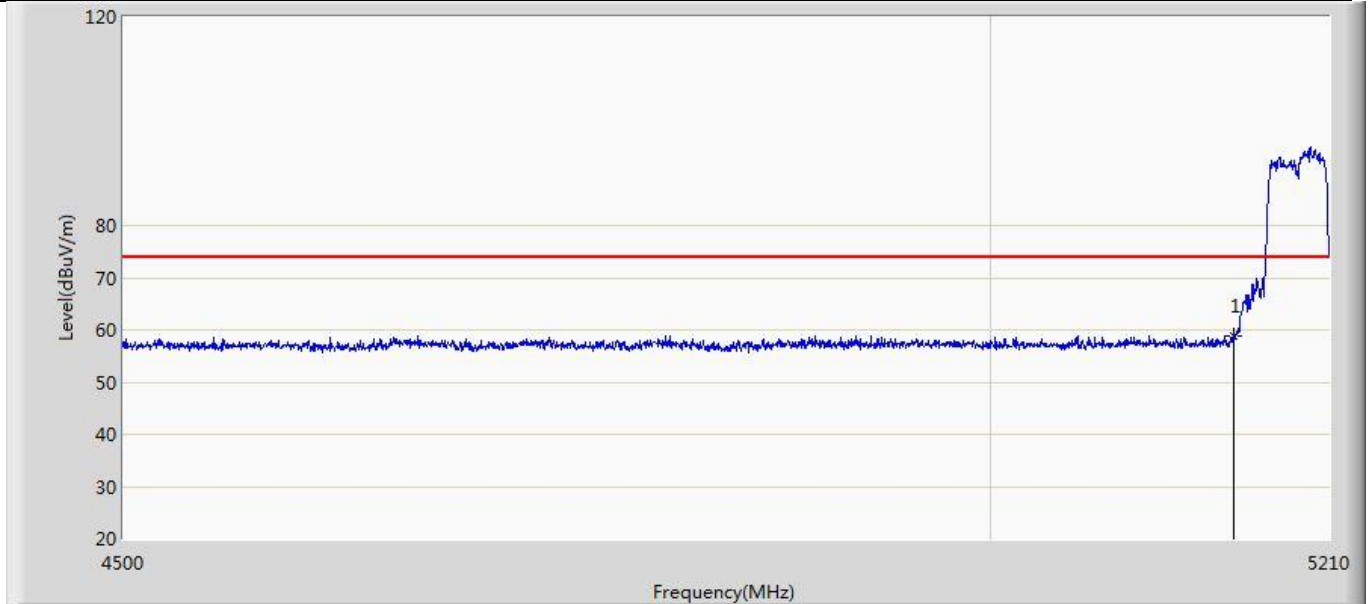
No	Mark	Frequency (MHz)	Measure Level (dBuV/m)	Reading Level (dBuV)	Over Limit (dB)	Limit (dBuV/m)	Factor (dB)	Type
1	*	5827.760	110.284	68.289	-11.916	122.200	41.996	PK
2		5853.160	89.865	47.898	-25.129	114.994	41.967	PK
3		5866.960	79.881	37.858	-27.568	107.449	42.024	PK
4		5880.200	69.994	27.890	-31.343	101.337	42.104	PK

Profile: 2180545R	Page No.: 6
Engineer: Julius zhou	
Site: AC5	Time: 2021/11/25 - 23:24
Limit: FCC-15.407 new	Margin: 0
Probe: Horn_3117_00123988_(1-18GHz)	Polarity: Vertical
EUT: LPS (Local Positioning System)	Power: DC3.3V
Note: Mode 1:Transmit at 5805MHz by 11ac20 MIMO	



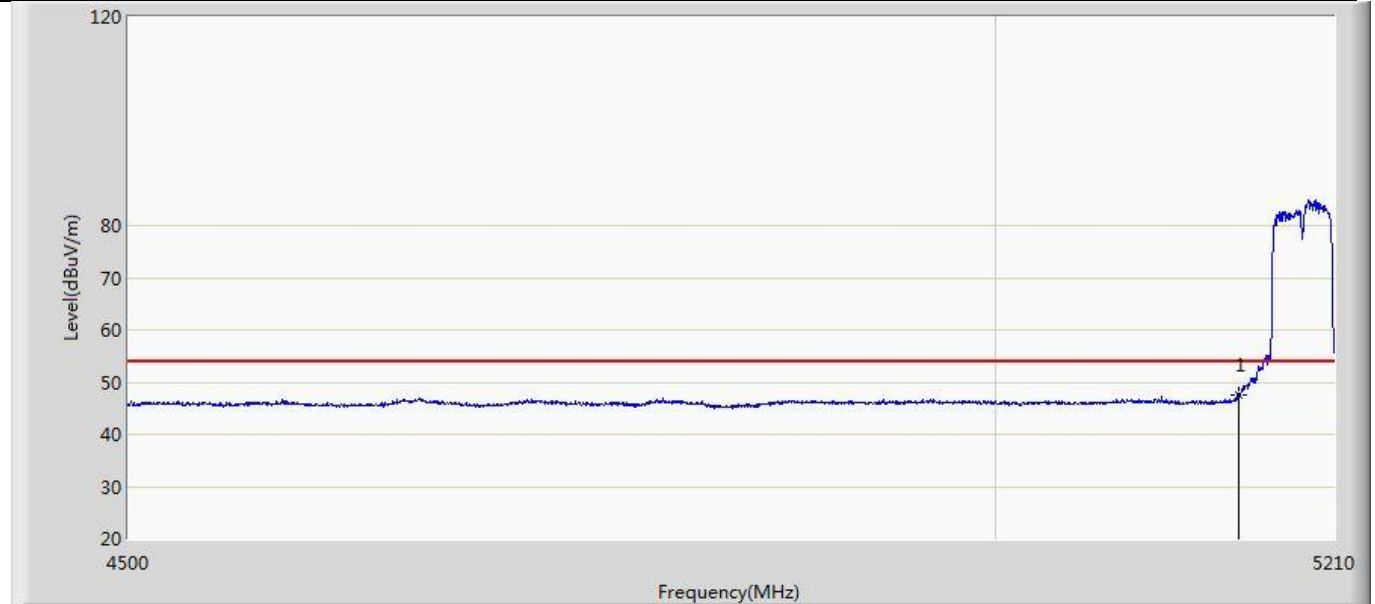
No	Mark	Frequency (MHz)	Measure Level (dBuV/m)	Reading Level (dBuV)	Over Limit (dB)	Limit (dBuV/m)	Factor (dB)	Type
1	*	5827.840	104.523	62.527	-17.677	122.200	41.996	PK
2		5851.280	79.279	37.318	-40.002	119.281	41.960	PK
3		5855.360	78.663	36.689	-32.036	110.699	41.974	PK
4		5878.360	61.537	19.448	-41.167	102.704	42.089	PK

Profile: 2180545R	Page No.: 10
Engineer: Nile	
Site: AC5	Time: 2021/11/25 - 21:27
Limit: FCC_Part15.209_RE(3m)	Margin: 0
Probe: Horn_3117_00123988_(1-18GHz)	Polarity: Horizontal
EUT: LPS (Local Positioning System)	Power: DC3.3V
Note: Mode 2:Transmit at 5190MHz by 11ac40 MIMO	



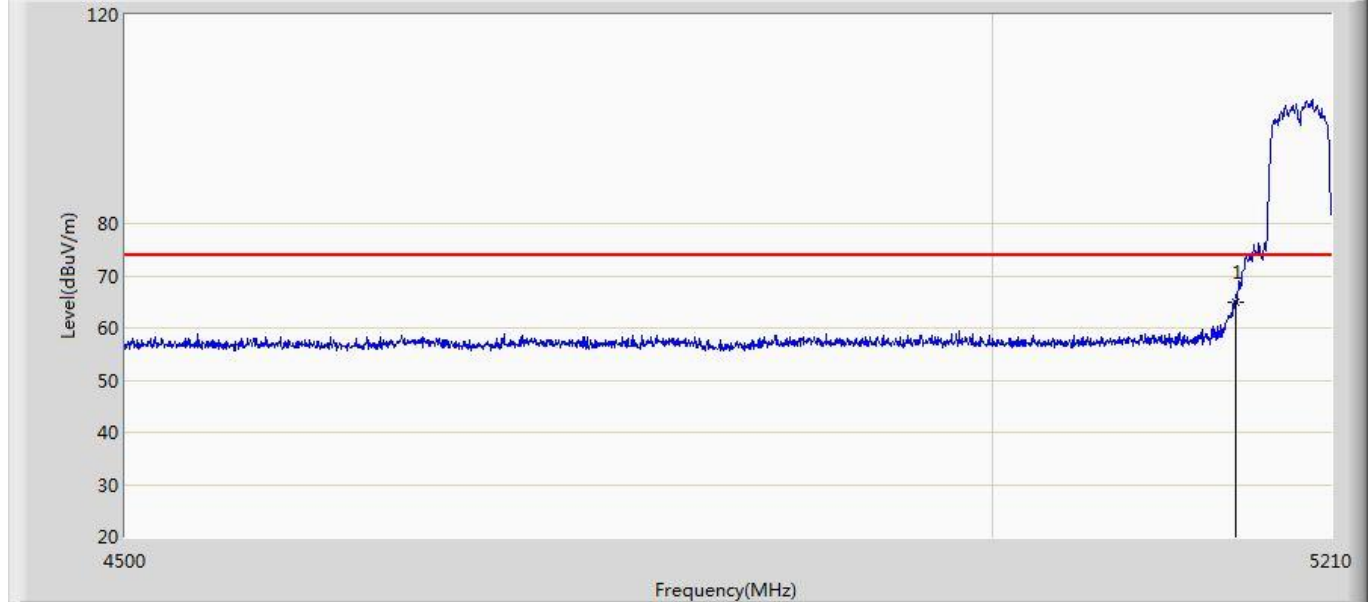
No	Mark	Frequency (MHz)	Measure Level (dBuV/m)	Reading Level (dBuV)	Over Limit (dB)	Limit (dBuV/m)	Factor (dB)	Type
1	*	5150.000	58.777	17.569	-15.223	74.000	41.208	PK

Profile: 2180545R	Page No.: 9
Engineer: Nile	
Site: AC5	Time: 2021/11/25 - 21:27
Limit: FCC_Part15.209_RE(3m)	Margin: 0
Probe: Horn_3117_00123988_(1-18GHz)	Polarity: Horizontal
EUT: LPS (Local Positioning System)	Power: DC3.3V
Note: Mode 2:Transmit at 5190MHz by 11ac40 MIMO	



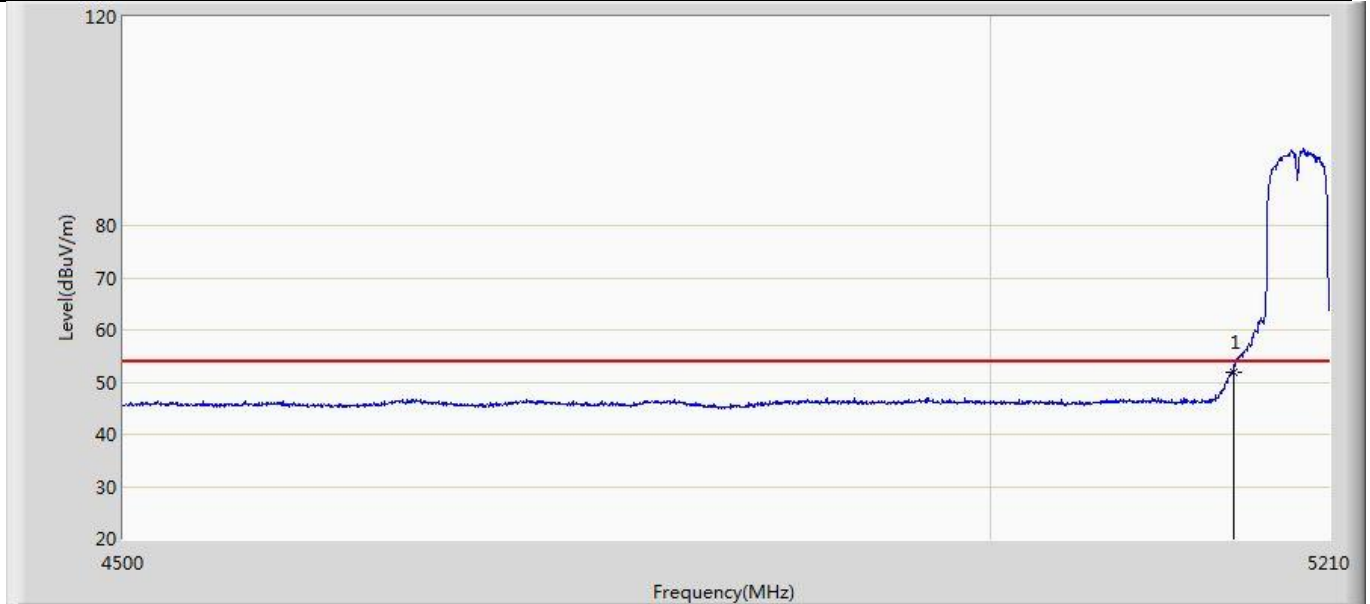
No	Mark	Frequency (MHz)	Measure Level (dBuV/m)	Reading Level (dBuV)	Over Limit (dB)	Limit (dBuV/m)	Factor (dB)	Type
1	*	5150.000	47.681	6.473	-6.319	54.000	41.208	AV

Profile: 2180545R	Page No.: 12
Engineer: Nile	
Site: AC5	Time: 2021/11/25 - 21:27
Limit: FCC_Part15.209_RE(3m)	Margin: 0
Probe: Horn_3117_00123988_(1-18GHz)	Polarity: Vertical
EUT: LPS (Local Positioning System)	Power: DC3.3V
Note: Mode 2:Transmit at 5190MHz by 11ac40 MIMO	



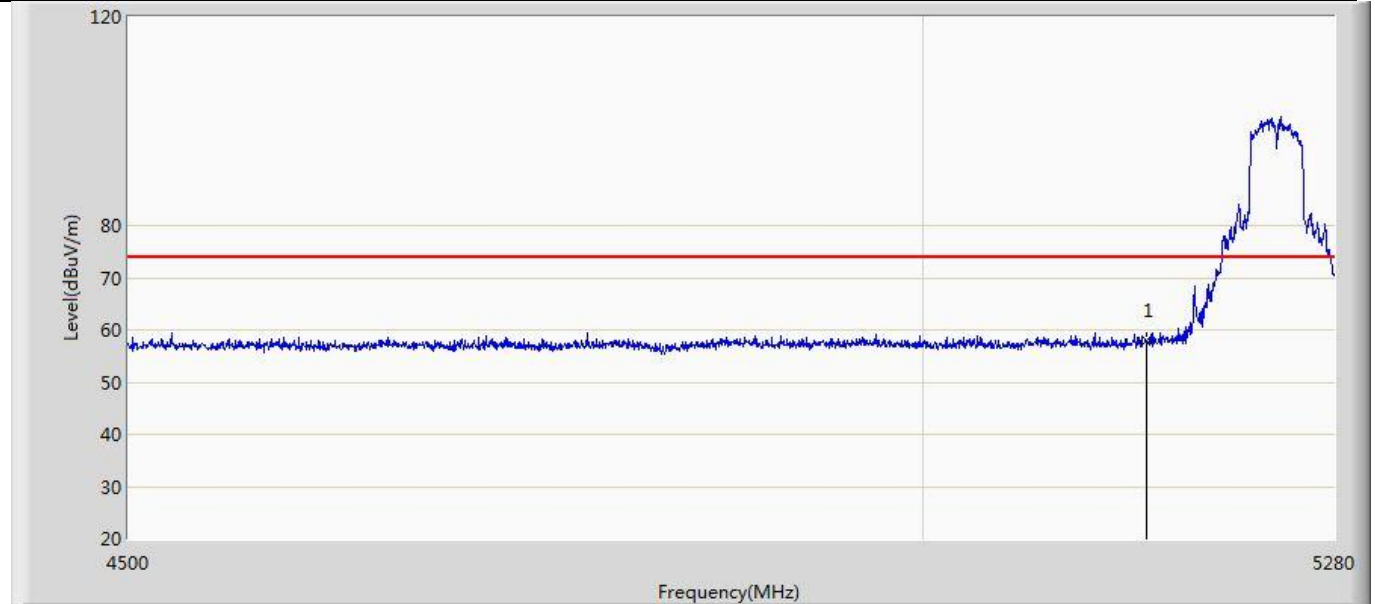
No	Mark	Frequency (MHz)	Measure Level (dBuV/m)	Reading Level (dBuV)	Over Limit (dB)	Limit (dBuV/m)	Factor (dB)	Type
1	*	5150.000	65.000	23.792	-9.000	74.000	41.208	PK

Profile: 2180545R	Page No.: 11
Engineer: Nile	
Site: AC5	Time: 2021/11/25 - 21:27
Limit: FCC_Part15.209_RE(3m)	Margin: 0
Probe: Horn_3117_00123988_(1-18GHz)	Polarity: Vertical
EUT: LPS (Local Positioning System)	Power: DC3.3V
Note: Mode 2:Transmit at 5190MHz by 11ac40 MIMO	



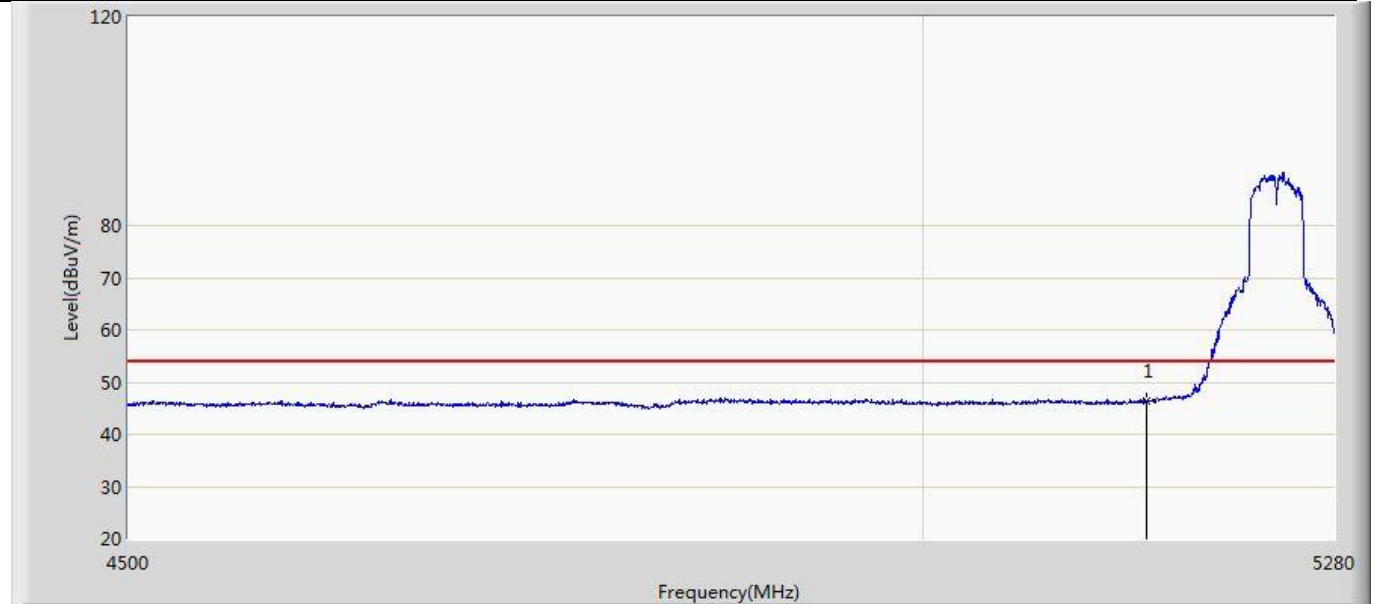
No	Mark	Frequency (MHz)	Measure Level (dBuV/m)	Reading Level (dBuV)	Over Limit (dB)	Limit (dBuV/m)	Factor (dB)	Type
1	*	5150.000	51.952	10.744	-2.048	54.000	41.208	AV

Profile: 2180545R	Page No.: 13
Engineer: Nile	
Site: AC5	Time: 2021/11/30 - 05:25
Limit: FCC_Part15.209_RE(3m)	Margin: 0
Probe: Horn_3117_00123988_(1-18GHz)	Polarity: Horizontal
EUT: LPS (Local Positioning System)	Power: DC3.3V
Note: Mode 2:Transmit at 5230MHz by 11ac40 MIMO	



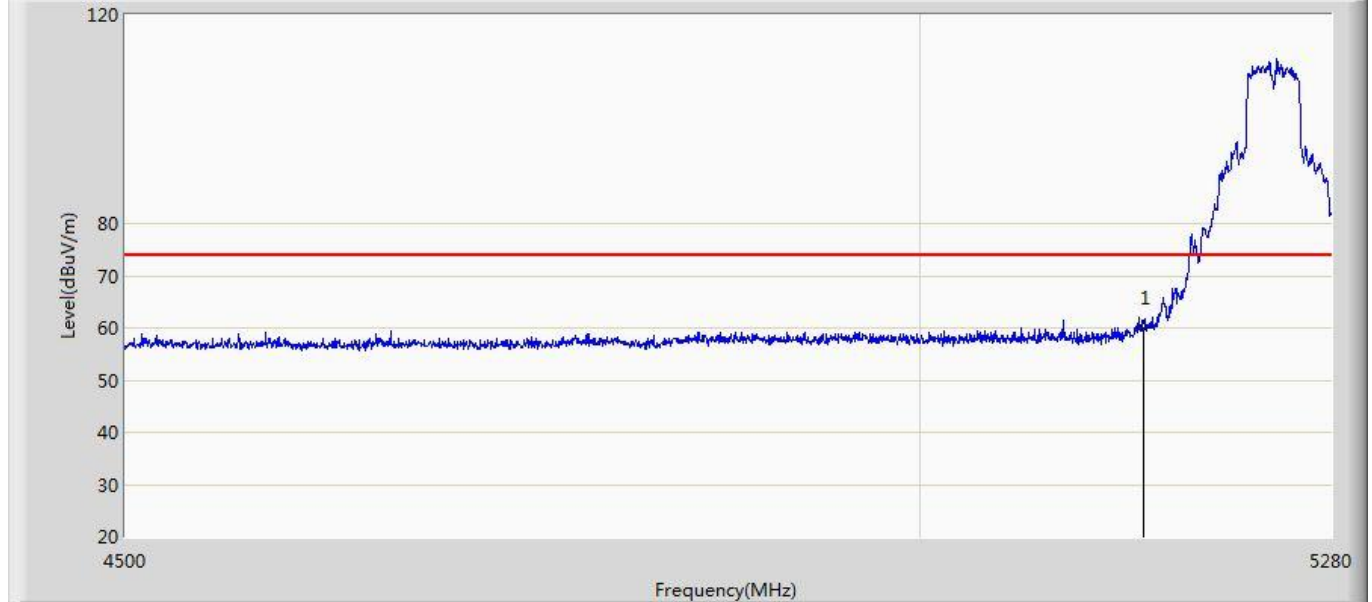
No	Mark	Frequency (MHz)	Measure Level (dBuV/m)	Reading Level (dBuV)	Over Limit (dB)	Limit (dBuV/m)	Factor (dB)	Type
1	*	5150.000	57.918	16.710	-16.082	74.000	41.208	PK

Profile: 2180545R	Page No.: 14
Engineer: Nile	
Site: AC5	Time: 2021/11/30 - 05:48
Limit: FCC_Part15.209_RE(3m)	Margin: 0
Probe: Horn_3117_00123988_(1-18GHz)	Polarity: Horizontal
EUT: LPS (Local Positioning System)	Power: DC3.3V
Note: Mode 2:Transmit at 5230MHz by 11ac40 MIMO	



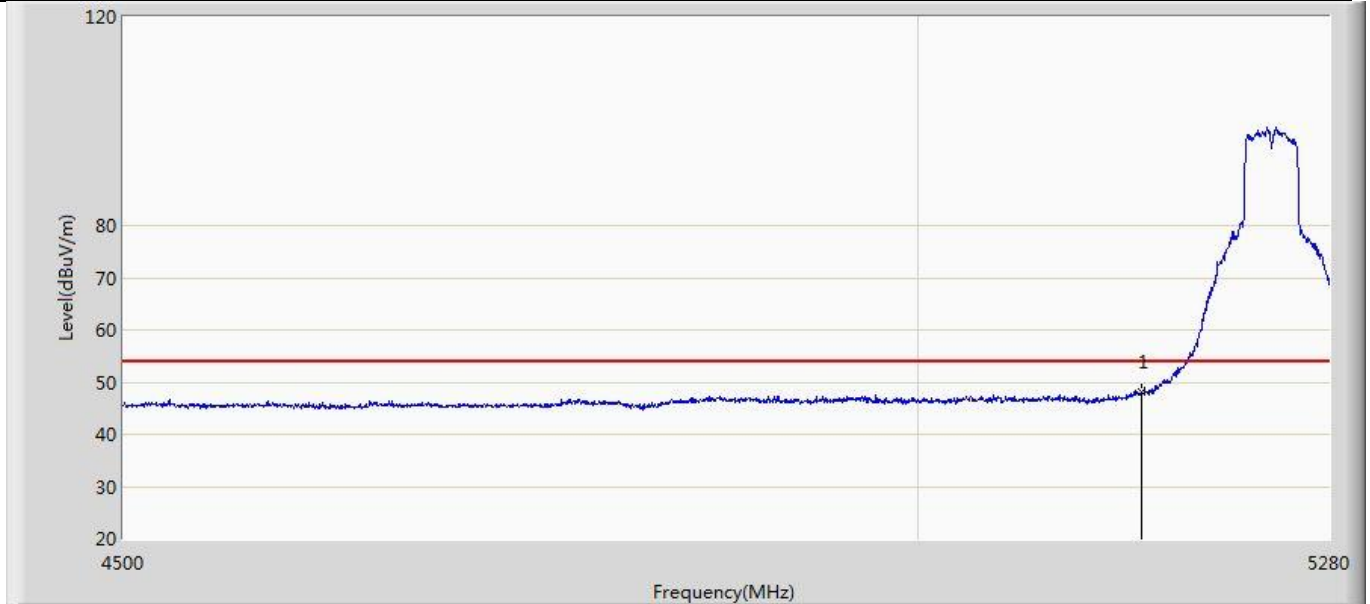
No	Mark	Frequency (MHz)	Measure Level (dBuV/m)	Reading Level (dBuV)	Over Limit (dB)	Limit (dBuV/m)	Factor (dB)	Type
1	*	5150.000	46.287	5.079	-7.713	54.000	41.208	AV

Profile: 2180545R	Page No.: 15
Engineer: Nile	
Site: AC5	Time: 2021/11/30 - 05:49
Limit: FCC_Part15.209_RE(3m)	Margin: 0
Probe: Horn_3117_00123988_(1-18GHz)	Polarity: Vertical
EUT: LPS (Local Positioning System)	Power: DC3.3V
Note: Mode 2:Transmit at 5230MHz by 11ac40 MIMO	



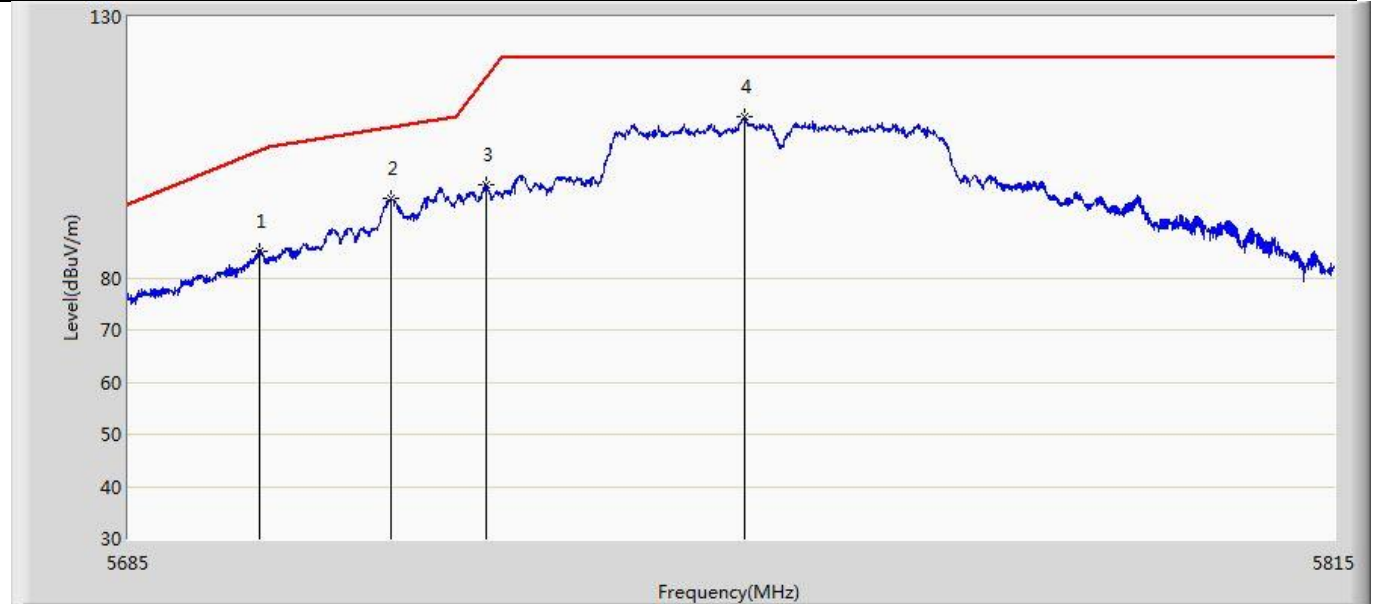
No	Mark	Frequency (MHz)	Measure Level (dBuV/m)	Reading Level (dBuV)	Over Limit (dB)	Limit (dBuV/m)	Factor (dB)	Type
1	*	5150.000	59.909	18.701	-14.091	74.000	41.208	PK

Profile: 2180545R	Page No.: 16
Engineer: Nile	
Site: AC5	Time: 2021/11/30 - 05:50
Limit: FCC_Part15.209_RE(3m)	Margin: 0
Probe: Horn_3117_00123988_(1-18GHz)	Polarity: Vertical
EUT: LPS (Local Positioning System)	Power: DC3.3V
Note: Mode 2:Transmit at 5230MHz by 11ac40 MIMO	



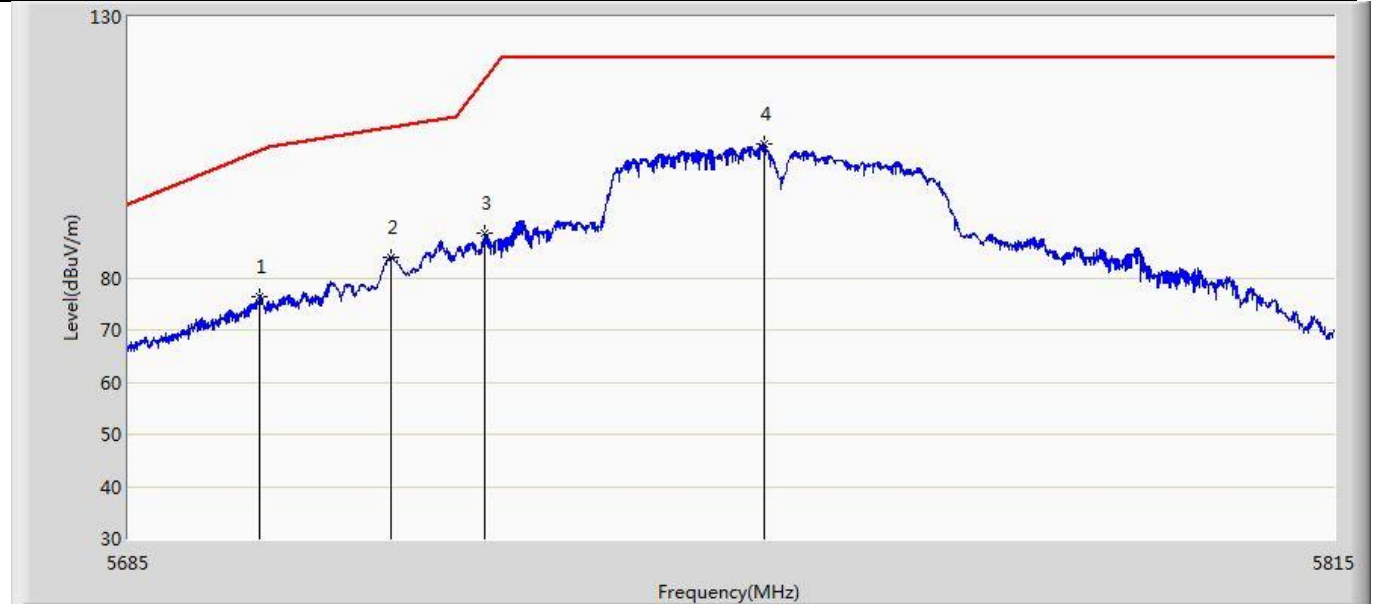
No	Mark	Frequency (MHz)	Measure Level (dBuV/m)	Reading Level (dBuV)	Over Limit (dB)	Limit (dBuV/m)	Factor (dB)	Type
1	*	5150.000	47.977	6.769	-6.023	54.000	41.208	AV

Profile: 2180545R	Page No.: 7
Engineer: Julius zhou	
Site: AC5	Time: 2021/11/25 - 23:27
Limit: FCC-15.407 new	Margin: 0
Probe: Horn_3117_00123988_(1-18GHz)	Polarity: Horizontal
EUT: LPS (Local Positioning System)	Power: DC3.3V
Note: Mode 2:Transmit at 5755MHz by 11ac40 MIMO	



No	Mark	Frequency (MHz)	Measure Level (dBuV/m)	Reading Level (dBuV)	Over Limit (dB)	Limit (dBuV/m)	Factor (dB)	Type
1		5698.975	85.157	43.118	-19.288	104.445	42.038	PK
2		5713.145	95.076	53.044	-13.807	108.883	42.032	PK
3		5723.350	97.743	55.776	-20.696	118.439	41.967	PK
4	*	5751.105	110.743	68.769	-11.457	122.200	41.974	PK

Profile: 2180545R	Page No.: 8
Engineer: Julius zhou	
Site: AC5	Time: 2021/11/25 - 23:29
Limit: FCC-15.407 new	Margin: 0
Probe: Horn_3117_00123988_(1-18GHz)	Polarity: Vertical
EUT: LPS (Local Positioning System)	Power: DC3.3V
Note: Mode 2:Transmit at 5755MHz by 11ac40 MIMO	



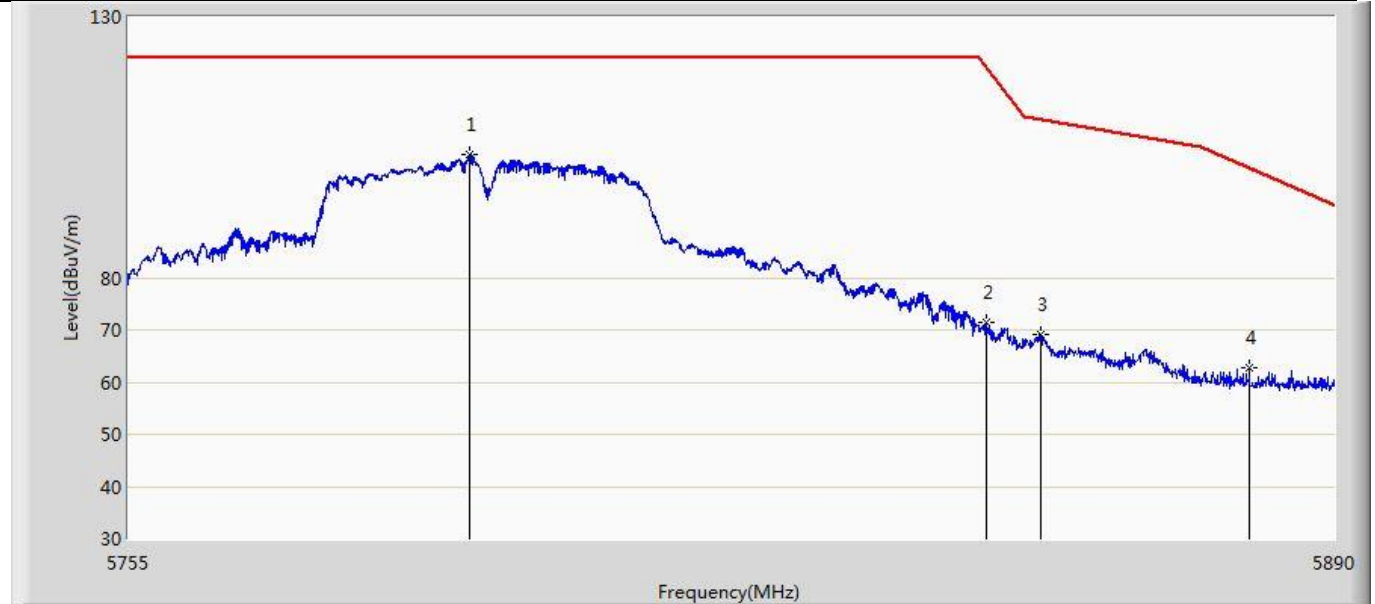
No	Mark	Frequency (MHz)	Measure Level (dBuV/m)	Reading Level (dBuV)	Over Limit (dB)	Limit (dBuV/m)	Factor (dB)	Type
1		5698.975	76.497	34.458	-27.948	104.445	42.038	PK
2		5713.145	83.954	41.922	-24.929	108.883	42.032	PK
3		5723.220	88.428	46.460	-29.715	118.143	41.968	PK
4	*	5753.185	105.536	63.513	-16.664	122.200	42.022	PK

Profile: 2180545R	Page No.: 9
Engineer: Julius zhou	
Site: AC5	Time: 2021/11/25 - 23:31
Limit: FCC-15.407 new	Margin: 0
Probe: Horn_3117_00123988_(1-18GHz)	Polarity: Horizontal
EUT: LPS (Local Positioning System)	Power: DC3.3V
Note: Mode 2:Transmit at 5795MHz by 11ac40 MIMO	



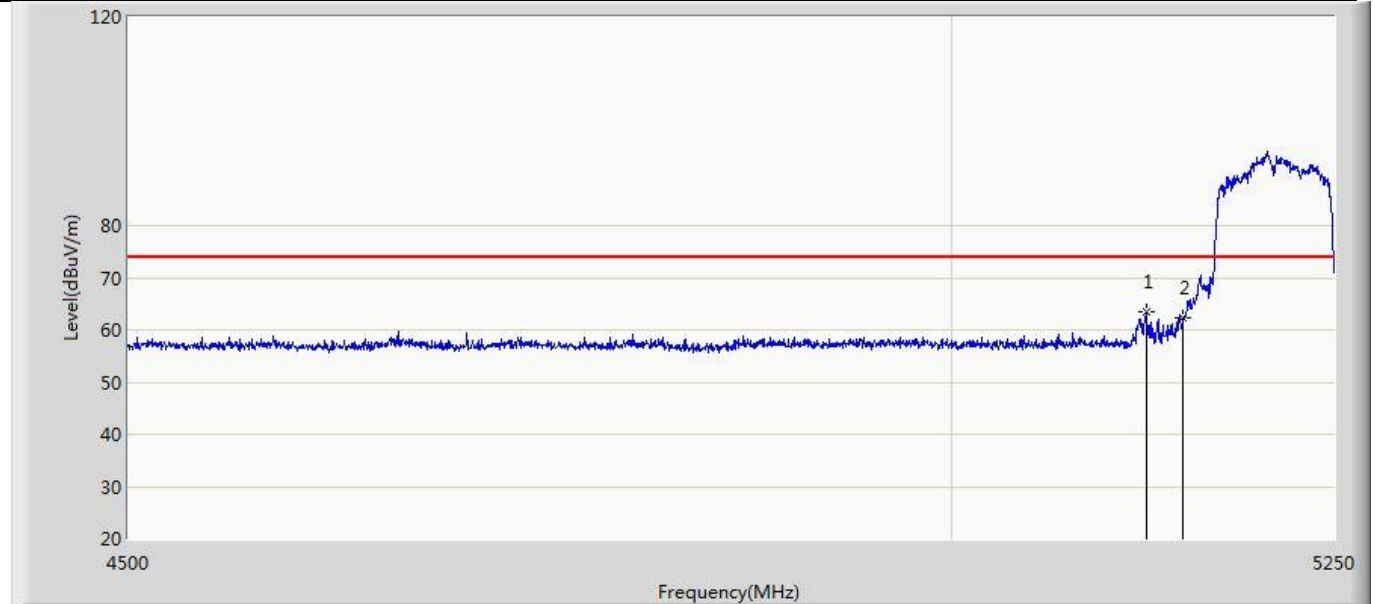
No	Mark	Frequency (MHz)	Measure Level (dBuV/m)	Reading Level (dBuV)	Over Limit (dB)	Limit (dBuV/m)	Factor (dB)	Type
1	*	5790.842	110.659	68.578	-11.541	122.200	42.081	PK
2		5851.390	84.161	42.200	-34.869	119.030	41.961	PK
3		5868.265	78.306	36.275	-28.778	107.084	42.031	PK
4		5882.777	72.255	30.126	-27.169	99.424	42.129	PK

Profile: 2180545R	Page No.: 10
Engineer: Julius zhou	
Site: AC5	Time: 2021/11/25 - 23:33
Limit: FCC-15.407 new	Margin: 0
Probe: Horn_3117_00123988_(1-18GHz)	Polarity: Vertical
EUT: LPS (Local Positioning System)	Power: DC3.3V
Note: Mode 2:Transmit at 5795MHz by 11ac40 MIMO	



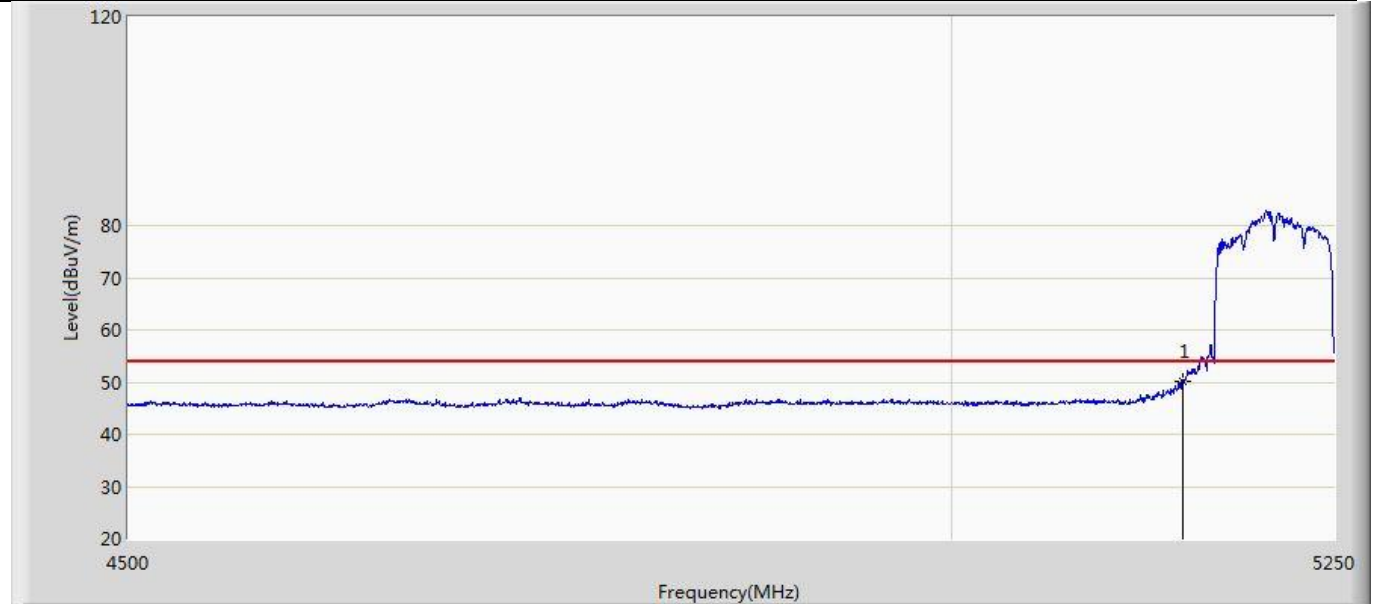
No	Mark	Frequency (MHz)	Measure Level (dBuV/m)	Reading Level (dBuV)	Over Limit (dB)	Limit (dBuV/m)	Factor (dB)	Type
1	*	5792.935	103.573	61.477	-18.627	122.200	42.096	PK
2		5850.783	71.323	29.364	-49.091	120.414	41.959	PK
3		5856.925	69.208	27.229	-41.052	110.260	41.979	PK
4		5880.415	62.682	20.576	-38.496	101.178	42.106	PK

Profile: 2180545R	Page No.: 18
Engineer: Nile	
Site: AC5	Time: 2021/11/25 - 21:41
Limit: FCC_Part15.209_RE(3m)	Margin: 0
Probe: Horn_3117_00123988_(1-18GHz)	Polarity: Horizontal
EUT: LPS (Local Positioning System)	Power: DC3.3V
Note: Mode 3:Transmit at 5210MHz by 11ac80 MIMO	



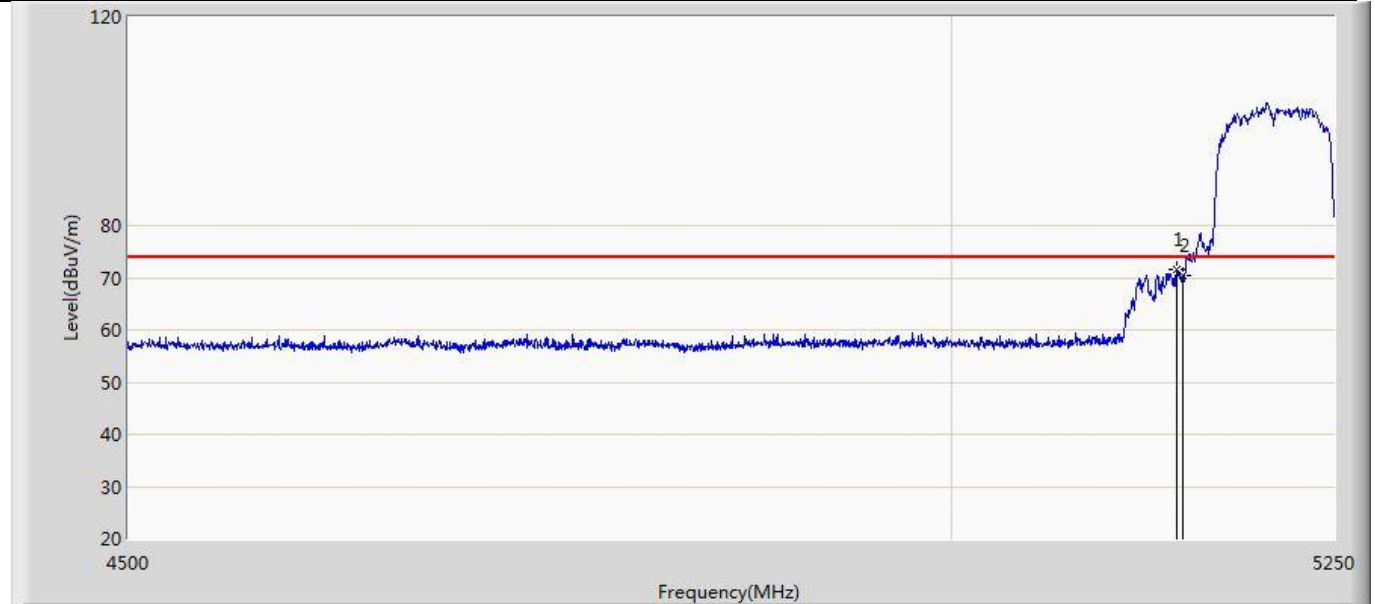
No	Mark	Frequency (MHz)	Measure Level (dBuV/m)	Reading Level (dBuV)	Over Limit (dB)	Limit (dBuV/m)	Factor (dB)	Type
1	*	5125.500	63.358	22.527	-10.642	74.000	40.831	PK
2		5150.000	62.178	20.970	-11.822	74.000	41.208	PK

Profile: 2180545R	Page No.: 17
Engineer: Nile	
Site: AC5	Time: 2021/11/25 - 21:41
Limit: FCC_Part15.209_RE(3m)	Margin: 0
Probe: Horn_3117_00123988_(1-18GHz)	Polarity: Horizontal
EUT: LPS (Local Positioning System)	Power: DC3.3V
Note: Mode 3:Transmit at 5210MHz by 11ac80 MIMO	



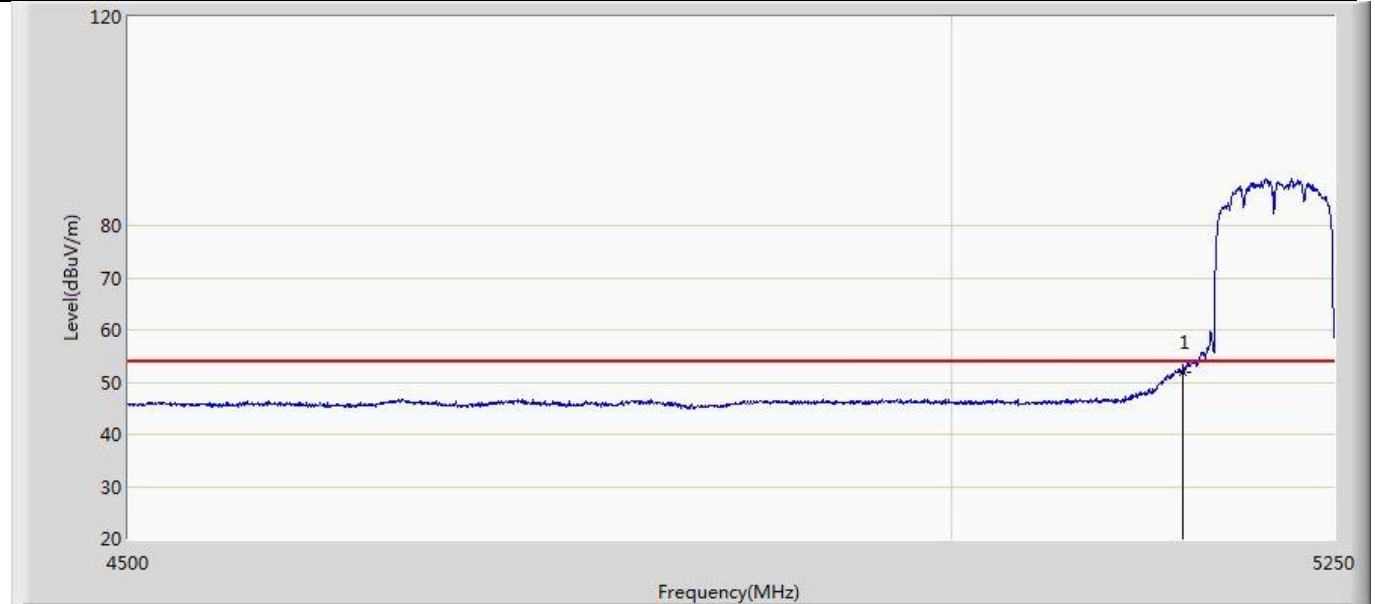
No	Mark	Frequency (MHz)	Measure Level (dBuV/m)	Reading Level (dBuV)	Over Limit (dB)	Limit (dBuV/m)	Factor (dB)	Type
1	*	5150.000	50.175	8.967	-3.825	54.000	41.208	AV

Profile: 2180545R	Page No.: 19
Engineer: Nile	
Site: AC5	Time: 2021/11/25 - 21:41
Limit: FCC_Part15.209_RE(3m)	Margin: 0
Probe: Horn_3117_00123988_(1-18GHz)	Polarity: Vertical
EUT: LPS (Local Positioning System)	Power: DC3.3V
Note: Mode 3:Transmit at 5210MHz by 11ac80 MIMO	



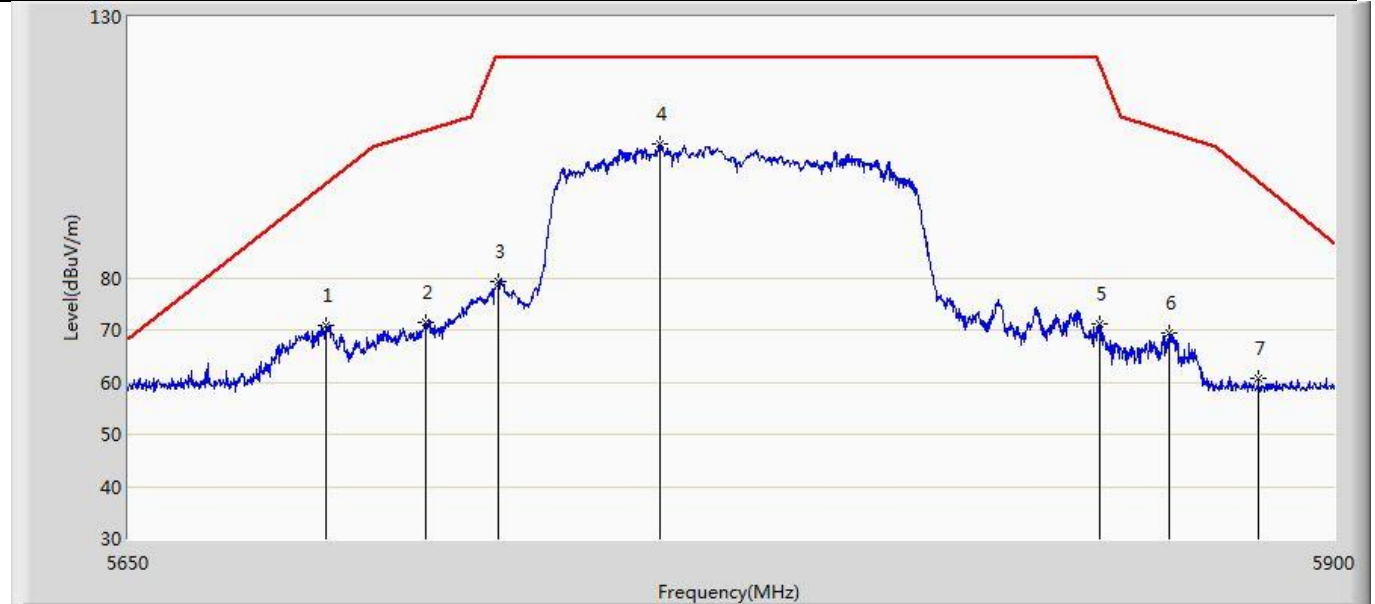
No	Mark	Frequency (MHz)	Measure Level (dBuV/m)	Reading Level (dBuV)	Over Limit (dB)	Limit (dBuV/m)	Factor (dB)	Type
1	*	5145.750	71.733	30.615	-2.267	74.000	41.117	PK
2		5150.000	70.307	29.099	-3.693	74.000	41.208	PK

Profile: 2180545R	Page No.: 20
Engineer: Nile	
Site: AC5	Time: 2021/11/25 - 21:41
Limit: FCC_Part15.209_RE(3m)	Margin: 0
Probe: Horn_3117_00123988_(1-18GHz)	Polarity: Vertical
EUT: LPS (Local Positioning System)	Power: DC3.3V
Note: Mode 3:Transmit at 5210MHz by 11ac80 MIMO	



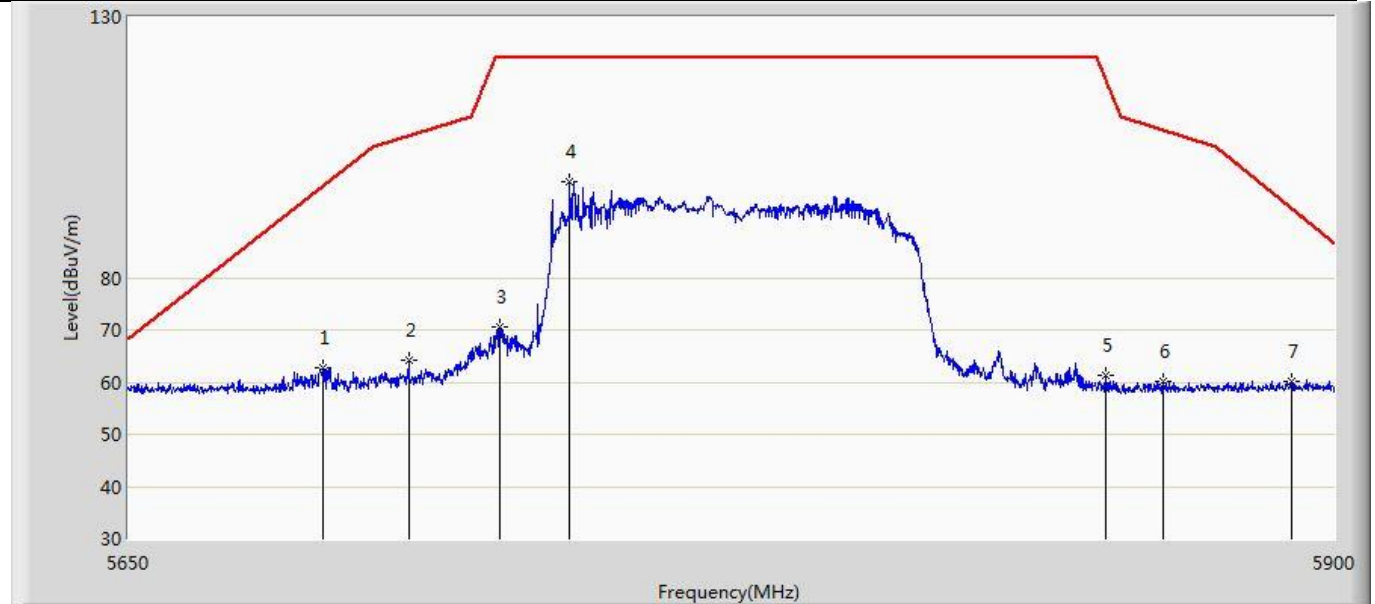
No	Mark	Frequency (MHz)	Measure Level (dBuV/m)	Reading Level (dBuV)	Over Limit (dB)	Limit (dBuV/m)	Factor (dB)	Type
1	*	5150.000	51.956	10.748	-2.044	54.000	41.208	AV

Profile: 2180545R	Page No.: 11
Engineer: Julius zhou	
Site: AC5	Time: 2021/11/25 - 23:35
Limit: FCC-15.407 new	Margin: 0
Probe: Horn_3117_00123988_(1-18GHz)	Polarity: Horizontal
EUT: LPS (Local Positioning System)	Power: DC3.3V
Note: Mode 3:Transmit at 5775MHz by 11ac80 MIMO	



No	Mark	Frequency (MHz)	Measure Level (dBuV/m)	Reading Level (dBuV)	Over Limit (dB)	Limit (dBuV/m)	Factor (dB)	Type
1		5690.375	70.860	28.819	-27.243	98.103	42.041	PK
2		5710.625	71.490	29.442	-36.687	108.177	42.048	PK
3		5725.625	79.300	37.348	-42.900	122.200	41.953	PK
4	*	5758.875	105.753	63.596	-16.447	122.200	42.156	PK
5		5850.625	71.045	29.087	-49.729	120.774	41.959	PK
6		5865.250	69.280	27.266	-38.648	107.928	42.013	PK
7		5884.000	60.650	18.509	-37.867	98.517	42.141	PK

Profile: 2180545R	Page No.: 12
Engineer: Julius zhou	
Site: AC5	Time: 2021/11/25 - 23:37
Limit: FCC-15.407 new	Margin: 0
Probe: Horn_3117_00123988_(1-18GHz)	Polarity: Vertical
EUT: LPS (Local Positioning System)	Power: DC3.3V
Note: Mode 3:Transmit at 5775MHz by 11ac80 MIMO	



No	Mark	Frequency (MHz)	Measure Level (dBuV/m)	Reading Level (dBuV)	Over Limit (dB)	Limit (dBuV/m)	Factor (dB)	Type
1		5689.625	62.805	20.757	-34.744	97.549	42.048	PK
2		5707.250	64.195	22.140	-43.037	107.232	42.055	PK
3		5726.000	70.464	28.514	-51.736	122.200	41.950	PK
4	*	5740.375	98.393	56.584	-23.807	122.200	41.809	PK
5		5852.000	61.366	19.403	-56.273	117.639	41.963	PK
6		5864.000	60.088	18.082	-48.189	108.278	42.007	PK
7		5891.125	60.087	17.877	-33.146	93.233	42.210	PK

4.9 Frequency Stability

VERDICT: PASS

4.9.1 Limit:

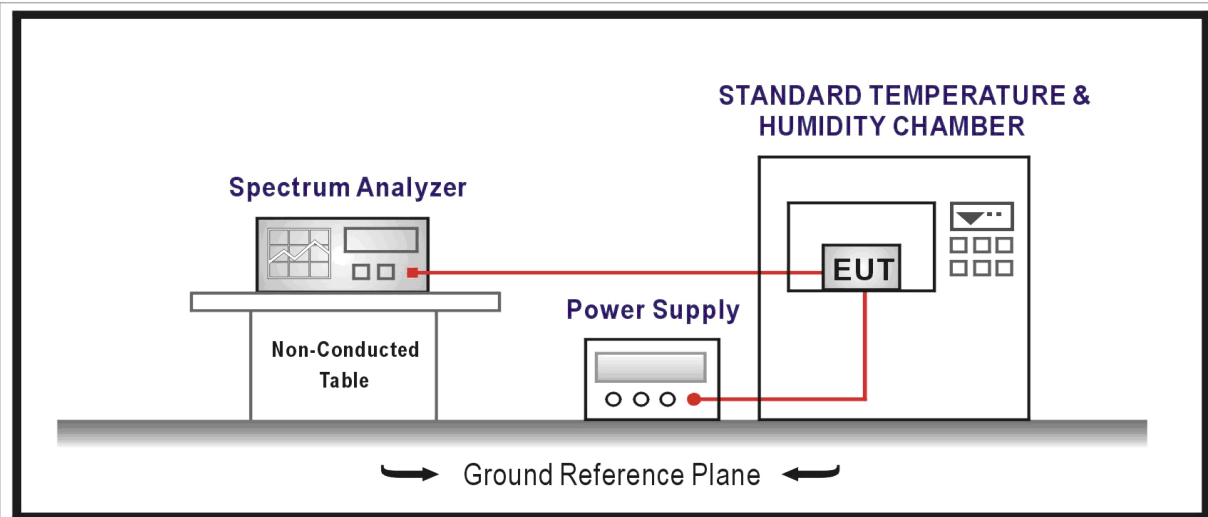
UNII Devices

In-band emission is maintained within the band of operation under all conditions of normal operation as specified in the user's manual.

IEEE Std. 802.11n-2009

The transmitter center frequency tolerance shall be ± 20 ppm maximum for the 5 GHz band and ± 25 ppm maximum for the 2.4 GHz band.

4.9.2 Test Setup



4.9.3 Test Procedure

	References Rule	Chapter	Description
<input checked="" type="checkbox"/>	ANSI C63.10	6.8	Frequency stability tests
<input checked="" type="checkbox"/>	ANSI C63.10	6.8.1	Frequency stability with respect to ambient temperature
<input checked="" type="checkbox"/>	ANSI C63.10	6.8.2	Frequency stability when varying supply voltage

4.9.4 Test Data

Frequency Stability under Temperature at 0min

Temperature Interval (°C)	Test Frequency (MHz)	Deviation (Hz)	Limit(ppm)	Result
-30	5220.000	161	20	Pass
-20	5220.000	-192	20	Pass
-10	5220.000	-131	20	Pass
0	5220.000	-39	20	Pass
10	5220.000	302	20	Pass
20	5220.000	21	20	Pass
30	5220.000	-161	20	Pass
40	5220.000	311	20	Pass
50	5220.000	302	20	Pass

Frequency Stability under Temperature at 2min

Temperature Interval (°C)	Test Frequency (MHz)	Deviation (Hz)	Limit(ppm)	Result
-30	5220.000	-351	20	Pass
-20	5220.000	191	20	Pass
-10	5220.000	359	20	Pass
0	5220.000	-129	20	Pass
10	5220.000	27	20	Pass
20	5220.000	311	20	Pass
30	5220.000	-121	20	Pass
40	5220.000	211	20	Pass
50	5220.000	-19	20	Pass

Frequency Stability under Temperature at 5min				
Temperature Interval (°C)	Test Frequency (MHz)	Deviation (Hz)	Limit(ppm)	Result
-30	5220.000	171	20	Pass
-20	5220.000	311	20	Pass
-10	5220.000	30	20	Pass
0	5220.000	231	20	Pass
10	5220.000	122	20	Pass
20	5220.000	-221	20	Pass
30	5220.000	232	20	Pass
40	5220.000	216	20	Pass
50	5220.000	-82	20	Pass

Frequency Stability under Temperature at 10min				
Temperature Interval (°C)	Test Frequency (MHz)	Deviation (Hz)	Limit(ppm)	Result
-30	5220.000	-99	20	Pass
-20	5220.000	-211	20	Pass
-10	5220.000	171	20	Pass
0	5220.000	321	20	Pass
10	5220.000	62	20	Pass
20	5220.000	219	20	Pass
30	5220.000	-302	20	Pass
40	5220.000	332	20	Pass
50	5220.000	-216	20	Pass

Frequency Stability under Voltage				
DC Voltage (V)	Test Frequency (MHz)	Deviation (Hz)	Limit(ppm)	Result
3.0	5220.000	-45	20	Pass
3.3	5220.000	-123	20	Pass
3.6	5220.000	96	20	Pass

4.10 Antenna Requirement	VERDICT: PASS
---------------------------------	----------------------

4.10.1 Limit:

An intentional radiator shall be designed to ensure that no antenna other than that furnished by the responsible party shall be used with the device. The use of a permanently attached antenna or of an antenna that uses a unique coupling to the intentional radiator shall be considered sufficient to comply with the provisions of this section. The manufacturer may design the unit so that a broken antenna can be replaced by the user, but the use of a standard antenna jack or electrical connector is prohibited. This requirement does not apply to carrier current devices or to devices operated under the provisions of §15.211, §15.213, §15.217, §15.219, or §15.221. Further, this requirement does not apply to intentional radiators that must be professionally installed, such as perimeter protection systems and some field disturbance sensors, or to other intentional radiators which, in accordance with §15.31(d), must be measured at the installation site. However, the installer shall be responsible for ensuring that the proper antenna is employed so that the limits in this part are not exceeded.

4.10.2 Antenna Connector Construction:

- | | |
|-------------------------------------|--|
| <input checked="" type="checkbox"/> | The use of a permanently attached antenna |
| <input type="checkbox"/> | The antenna use of a unique coupling to the intentional radiator |
| <input checked="" type="checkbox"/> | The use of a nonstandard antenna jack or electrical connector |

Please refer to the attached document "Internal Photograph" to show the antenna connector.

4.11 Test setup photo and EUT Photo

Remark: The test setup photo and EUT Photo please see appendix.

_____ The End _____