

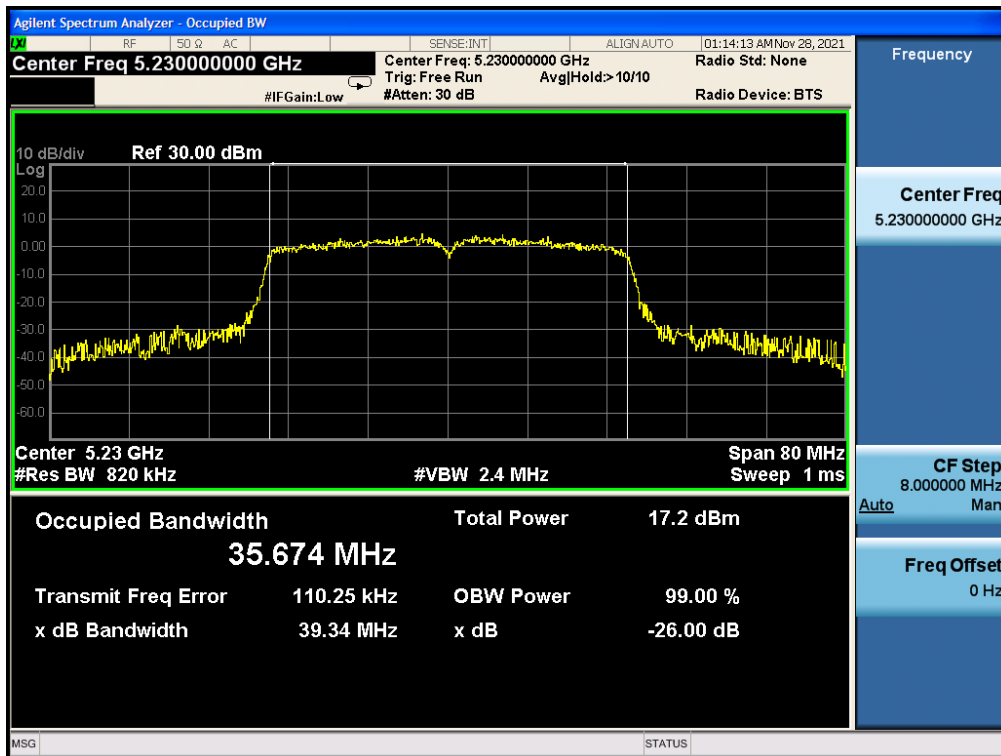
4.3.4 Test Data

Mode	CH.	Test Freq. (MHz)	26dB Emission Bandwidth (MHz)	99% Occupied Bandwidth (MHz)	Lower/Higher Frequency (MHz)	Result
1	36	5180	19.16	17.427	5171.2865	Pass
	44	5220	19.35	17.400	N/A	Pass
	48	5240	19.40	17.458	5248.729	Pass
2	38	5190	39.35	35.701	5172.1495	Pass
	46	5230	39.34	35.674	5247.837	Pass
3	42	5210	81.25	74.098	5172.951/5247.049	Pass

Note 1 : The worst case of Emission Bandwidth as below:

Note 2: We have evaluated each operating mode and SISO/MIMO mode, SISO mode is worse ,shown in the report is the worst SISO data.

Mode 2 CH46(5230MHz)



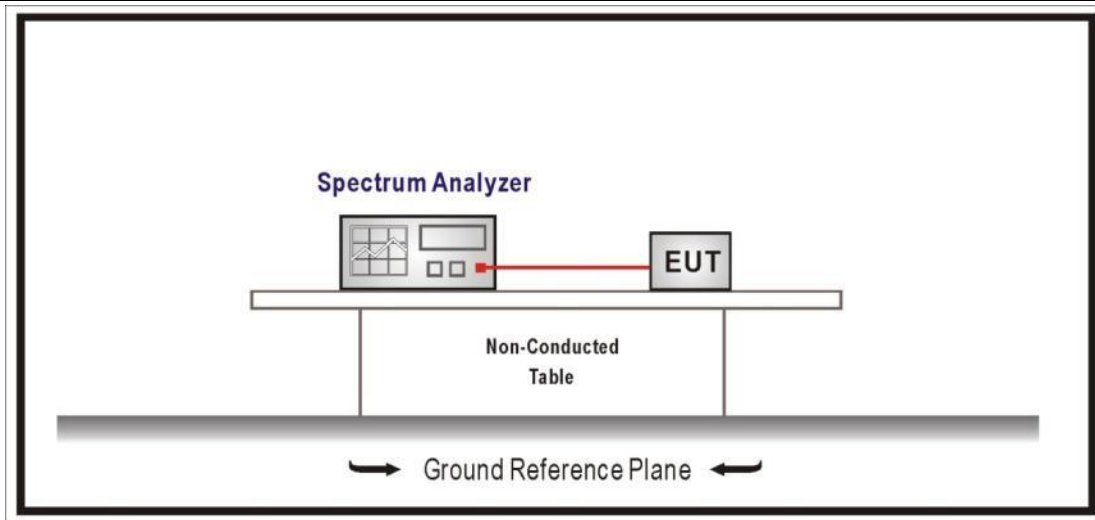
4.4 6dB bandwidth

VERDICT: PASS

4.4.1 Limit

6dB Bandwidth \geq 500kHz

4.4.2 Test Setup



4.4.3 Test Procedure

Test Method			
	References Rule	Chapter	Description
<input type="checkbox"/>	ANSI C63.10	12.4	Emission bandwidth and occupied bandwidth
<input type="checkbox"/>	ANSI C63.10	12.4.1	Emission bandwidth (26dB)
<input type="checkbox"/>	ANSI C63.10	12.4.2	Occupied bandwidth (99%)
<input checked="" type="checkbox"/>	FCC KDB 789033 D02v02r01	C	Bandwidth Measurement
<input type="checkbox"/>	FCC KDB 789033 D02v02r01	C.1	Emission Bandwidth (26dB)
<input checked="" type="checkbox"/>	FCC KDB 789033 D02v02r01	C.2	Minimum Emission Bandwidth for the band 5.725-5.85 GHz (6dB)
<input type="checkbox"/>	FCC KDB 789033 D02v02r01	D	99 Percent Occupied Bandwidth

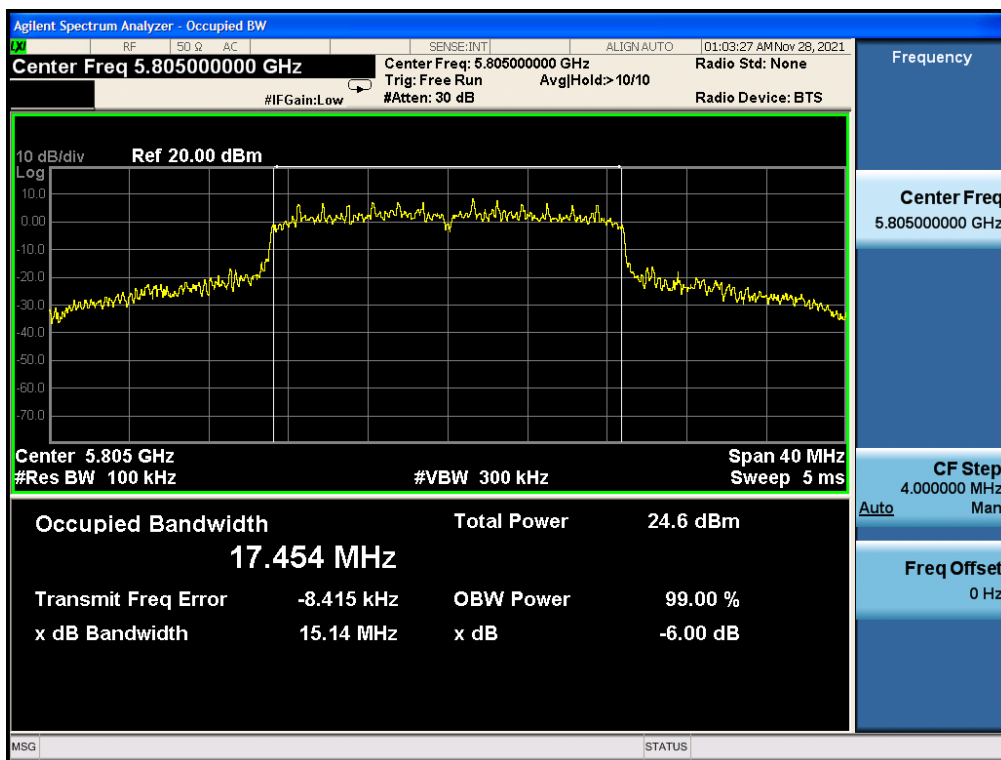
4.4.4 Test Data

Mode	CH.	Test Freq. (MHz)	6dB Occupied Bandwidth (MHz)	Limit (kHz)	Result
1	149	5745	15.15	>500	Pass
	157	5785	15.17	>500	Pass
	161	5805	15.14	>500	Pass
2	151	5755	35.09	>500	Pass
	159	5795	35.09	>500	Pass
3	155	5775	71.41	>500	Pass

Note 1 : The worst case of Occupied Bandwidth as below:

Note 2: We have evaluated each operating mode and SISO/MIMO mode, SISO mode is worse ,shown in the report is the worst SISO data.

Mode 1 CH161(5805MHz)

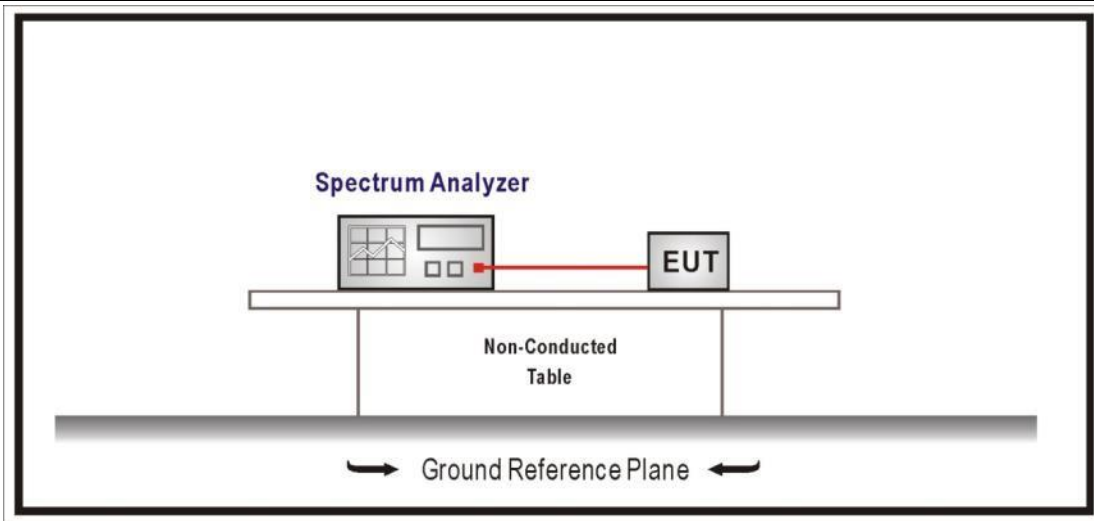


4.5 Duty cycle	VERDICT: PASS
-----------------------	----------------------

4.5.1 Limit

N/A

4.5.2 Test Setup



4.5.3 Test Procedure

References Rule	Chapter	Description
<input checked="" type="checkbox"/> ANSI C63.10	11.6	Duty cycle (D), transmission duration (T), and maximum power control level

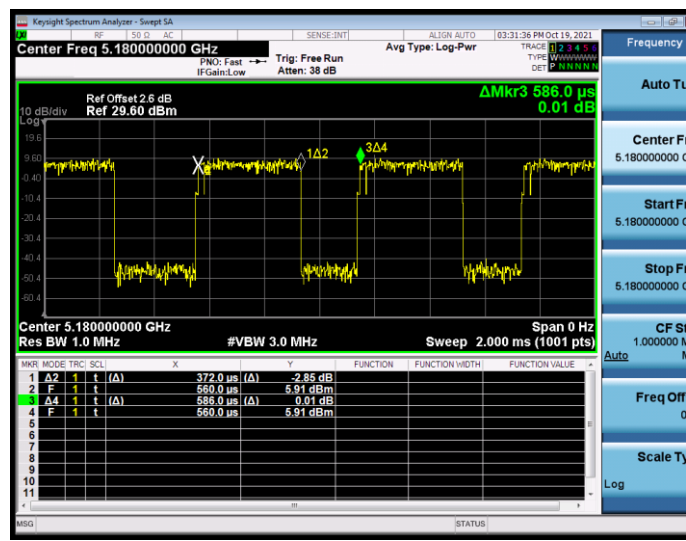
4.5.4 Test Data

Test Mode	Tx On (ms)	VBW (kHz)	Tx On + Tx Off (ms)	Duty Cycle
1	0.372	3	0.586	63.48%
2	0.204	5	0.448	45.54%
3	0.115	10	0.342	33.63%

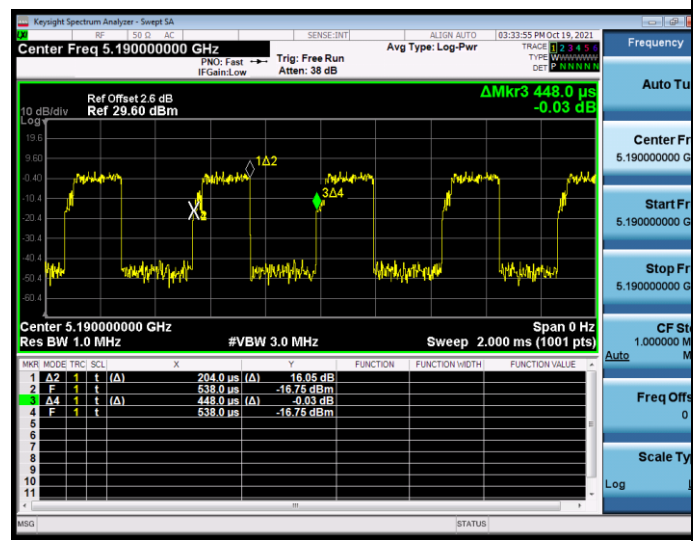
Note 1: T means the minimum transmission duration over which the transmitter is on and is transmitting at its maximum power control level for the tested mode of operation.

Note 2: According to KDB 789033, when test for Radiated Emission Band Edge and Radiated Emission, for average detector set: $VBW \geq 1/T$ will be used.

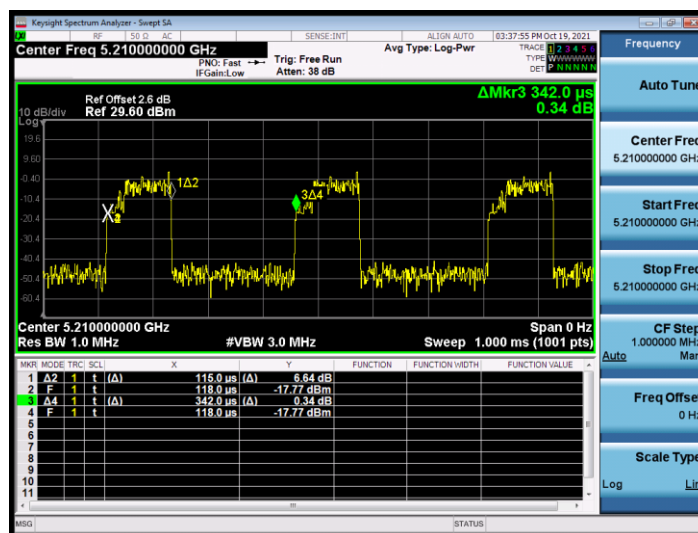
Mode 1



Mode 2



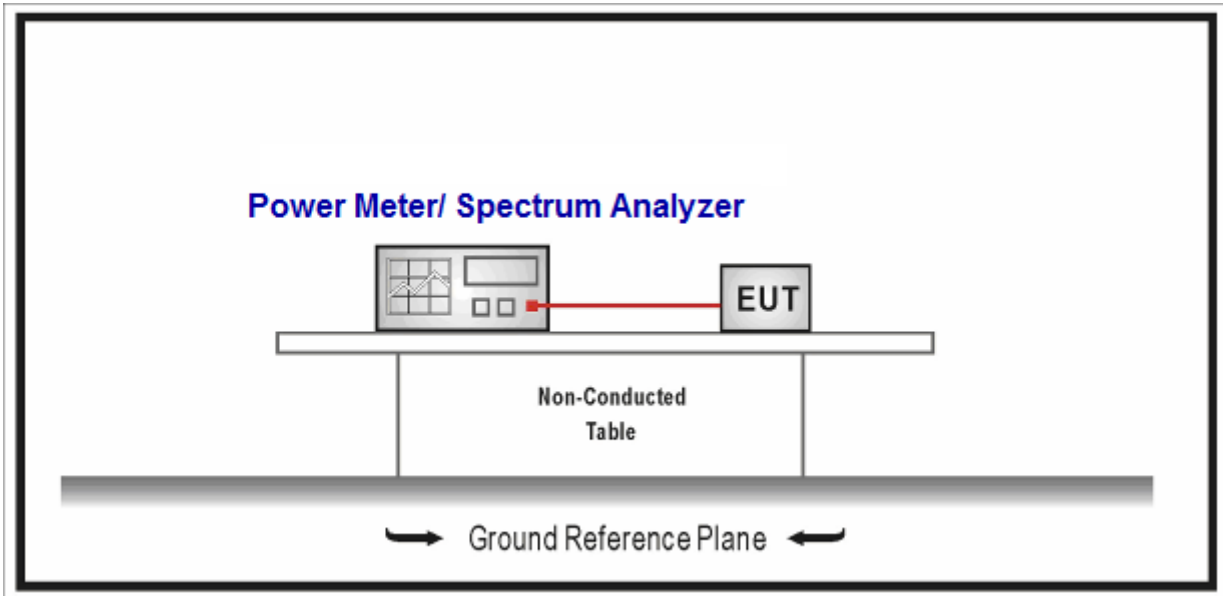
Mode 3



4.6 Power Output	VERDICT: PASS
-------------------------	----------------------

4.6.1 Limit	
Fundamental emission output power Limit	
For the band 5.15-5.25 GHz	
<input checked="" type="checkbox"/>	The maximum e.i.r.p. shall not exceed 200 mW or $10 + 10 \log_{10} B$, dBm, whichever power is less. B is the 99% emission bandwidth in megahertz. The e.i.r.p. spectral density shall not exceed 10 dBm in any 1.0 MHz band.
For the band 5.25-5.35 GHz:	
<input type="checkbox"/>	The maximum conducted output power shall not exceed 250mW or $11\text{dBm} + 10 \text{Log } B$, whichever is less, the maximum e.i.r.p. shall not exceed 1.0 W or $17\text{dBm} + 10 \text{Log } B$, whichever is less, where B is the 99% bandwidth in MHz.
For the band 5.47-5.725 GHz:	
<input type="checkbox"/>	The maximum conducted output power shall not exceed 250mW or $11\text{dBm} + 10 \text{Log } B$, whichever is less, the maximum e.i.r.p. shall not exceed 1.0 W or $17\text{dBm} + 10 \text{Log } B$, whichever is less, where B is the 99% bandwidth in MHz.
For the band 5.725-5.85 GHz:	
<input checked="" type="checkbox"/>	The maximum conducted output power (P_{Out}) shall not exceed 1 W. If $G_{\text{TX}} > 6 \text{ dBi}$, then $P_{\text{Out}} = 30 - (G_{\text{TX}} - 6)$
Note 1 : G_{TX} directional gain of transmitting antennas.	
Note 2 : P_{out} is maximum conducted output power .	

4.6.2 Test Setup



4.6.3 Test Procedure

Fundamental emission output power Test Method

	References Rule	Chapter	Description
<input checked="" type="checkbox"/>	ANSI C63.10	12.3	Maximum conducted output power
<input checked="" type="checkbox"/>	ANSI C63.10	12.3.2	Maximum conducted output power measurement using a spectrum analyzer (SA) or EMI receiver
<input type="checkbox"/>	ANSI C63.10	12.3.2.2	Method SA-1
<input type="checkbox"/>	ANSI C63.10	12.3.2.3	Method SA-1A (alternative)
<input checked="" type="checkbox"/>	ANSI C63.10	12.3.2.4	Method SA-2
<input type="checkbox"/>	ANSI C63.10	12.3.2.5	Method SA-2A (alternative)
<input type="checkbox"/>	ANSI C63.10	12.3.2.6	Method SA-3
<input type="checkbox"/>	ANSI C63.10	12.3.2.7	Method SA-3A (alternative)
<input checked="" type="checkbox"/>	ANSI C63.10	12.3.3	Maximum conducted output power using a power meter
<input type="checkbox"/>	ANSI C63.10	12.3.3.1	Method PM
<input checked="" type="checkbox"/>	ANSI C63.10	12.3.3.2	Method PM-G

Directional Gain Calculations for In-Band test method			
	References Rule	Chapter	Description
<input type="checkbox"/>	KDB 662911	F2)a)	Basic methodology
	<input type="checkbox"/> KDB 662911	F2)a) (i)	transmit signals are correlated
	<input type="checkbox"/> KDB 662911	F2)a) (ii)	transmit signals are uncorrelated
<input type="checkbox"/>	KDB 662911	F2)b)	Sectorized antenna systems.
<input type="checkbox"/>	KDB 662911	F2)c)	Cross-polarized antennas
	<input type="checkbox"/> ANSI C63.10	F2)c) (i)	Cross-polarized antennas
	<input type="checkbox"/> ANSI C63.10	F2)c) (ii)	Multiple antennas
<input checked="" type="checkbox"/>	KDB 662911	F2)e)	Spatial stream
	<input checked="" type="checkbox"/> KDB 662911	F2)e) (i)	Antennas have the same gain
	<input type="checkbox"/> KDB 662911	F2)e) (ii)	Antenna have the different gain with one spatial stream
	<input type="checkbox"/> KDB 662911	F2)e) (iii)	Antenna have the different gain with more than one spatial stream
<input checked="" type="checkbox"/>	KDB 662911	F2)f)	Cyclic Delay Diversity (CDD)
	<input checked="" type="checkbox"/> KDB 662911	F2)f) (i)	Antennas have the same gain
	<input type="checkbox"/> KDB 662911	F2)f) (ii)	Antenna have the different gain with one spatial stream
	<input type="checkbox"/> KDB 662911	F2)f) (iii)	Antenna have the different gain with more than one spatial stream

4.6.4 Test Data**SISO(Ant 2)**

Mode	Channel	Test Frequency (MHz)	Power Output (dBm)	EIRP Power (dBm)	Limit (dBm)	EIRP Limit (dBm)	Result
1	36	5180	14.87	19.97	N/A	≤23	Pass
	44	5220	14.85	19.95	N/A	≤23	Pass
	48	5240	14.82	19.92	N/A	≤23	Pass
	149	5745	17.61	22.71	≤30	N/A	Pass
	157	5785	17.81	22.91	≤30	N/A	Pass
	161	5805	17.68	22.78	≤30	N/A	Pass
2	38	5190	15.73	20.83	N/A	≤23	Pass
	46	5230	16.79	21.89	N/A	≤23	Pass
	151	5755	17.88	22.98	≤30	N/A	Pass
	159	5795	17.71	22.81	≤30	N/A	Pass
3	42	5210	14.78	19.88	N/A	≤23	Pass
	155	5775	17.62	22.72	≤30	N/A	Pass

MIMO (Ant 1+2)

Mode	Channel	Test Frequency (MHz)	Power Output (dBm)	EIRP Power (dBm)	Limit (dBm)	EIRP Limit (dBm)	Result
1	36	5180	12.58	17.68	N/A	≤23	Pass
	44	5220	12.55	17.65	N/A	≤23	Pass
	48	5240	12.62	17.72	N/A	≤23	Pass
	149	5745	20.68	25.78	≤30	N/A	Pass
	157	5785	20.71	25.81	≤30	N/A	Pass
	161	5805	20.79	25.89	≤30	N/A	Pass
2	38	5190	15.70	20.80	N/A	≤23	Pass
	46	5230	15.65	20.75	N/A	≤23	Pass
	151	5755	20.62	25.72	≤30	N/A	Pass
	159	5795	20.63	25.73	≤30	N/A	Pass
3	42	5210	14.67	19.77	N/A	≤23	Pass
	155	5775	20.74	25.84	≤30	N/A	Pass

Power setting parameter			
Test Mode	Frequency(MHz)	Power Setting	
		SISO(Ant2)	MIMO(Ant1+2)
Mode 1	5180	15.00	13.00
	5220	15.00	13.00
	5240	15.00	13.00
	5745	18.00	21.00
	5785	18.00	21.00
	5805	18.00	21.00
Mode 2	5190	16.00	16.00
	5230	17.00	16.00
	5755	18.00	21.00
	5795	18.00	21.00
Mode 3	5210	15.00	15.00
	5775	18.00	21.00

4.7 Maximum Power Spectral Density

VERDICT: PASS

4.7.1 Limit:

Maximum Power Spectral Density Limit

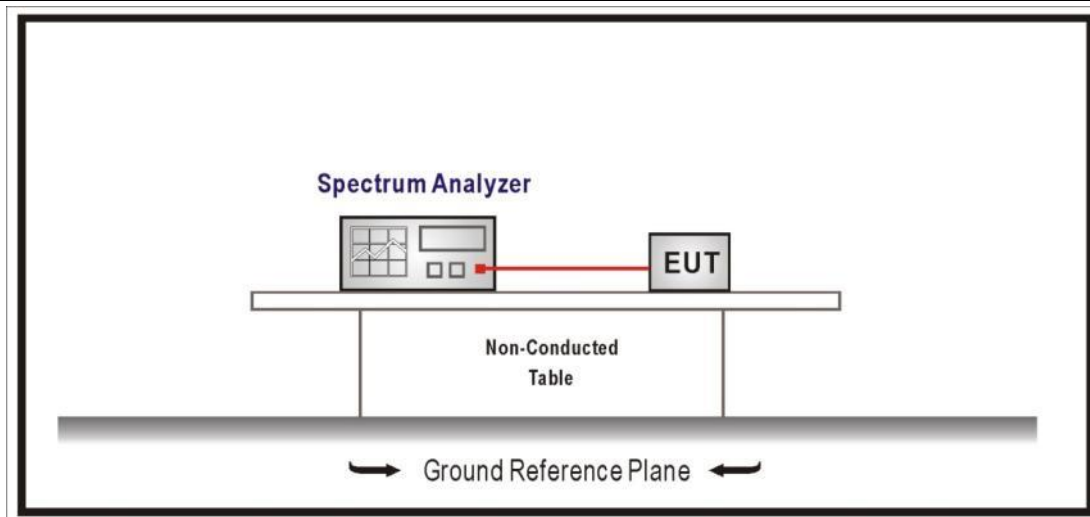
For the band 5.15-5.25 GHz: The e.i.r.p. spectral density shall not exceed 10 dBm in any 1.0 MHz band.

For the band 5.725-5.85 GHz: The power spectral density shall not exceed 30 dBm in any 500 kHz band.
If GTX > 6dBi, then $P_{out} \leq 30 - (GTX - 6)$

Note 1 : GTX directional gain of transmitting antennas.

Note 2 : Pout is maximum power spectral density.

4.7.2 Test Setup



4.7.3 Test Procedure

	References Rule	Chapter	Description
<input checked="" type="checkbox"/>	ANSI C63.10	12.5	Peak power spectral density
<input checked="" type="checkbox"/>	FCC KDB 789033 D02v02r01	F	Maximum Power Spectral Density (PSD)

4.7.4 Directional Gain Calculations for In-Band test method

References Rule		Chapter	Description
<input type="checkbox"/>	KDB 662911	F2)a)	Basic methodology
<input type="checkbox"/>	KDB 662911	F2)a) (i)	transmit signals are correlated
<input type="checkbox"/>	KDB 662911	F2)a) (ii)	transmit signals are uncorrelated
<input type="checkbox"/>	KDB 662911	F2)b)	Sectorized antenna systems.
<input type="checkbox"/>	KDB 662911	F2)c)	Cross-polarized antennas
<input type="checkbox"/>	ANSI C63.10	F2)c) (i)	Cross-polarized antennas
<input type="checkbox"/>	ANSI C63.10	F2)c) (ii)	Multiple antennas
<input checked="" type="checkbox"/>	KDB 662911	F2)e)	Spatial stream
<input checked="" type="checkbox"/>	KDB 662911	F2)e) (i)	Antennas have the same gain
<input type="checkbox"/>	KDB 662911	F2)e) (ii)	Antenna have the different gain with one spatial stream
<input type="checkbox"/>	KDB 662911	F2)e) (iii)	Antenna have the different gain with more than one spatial stream
<input checked="" type="checkbox"/>	KDB 662911	F2)f)	Cyclic Delay Diversity (CDD)
<input checked="" type="checkbox"/>	KDB 662911	F2)f) (i)	Antennas have the same gain
<input type="checkbox"/>	KDB 662911	F2)f) (ii)	Antenna have the different gain with one spatial stream
<input type="checkbox"/>	KDB 662911	F2)f) (iii)	Antenna have the different gain with more than one spatial stream

4.7.5 Test Data

SISO(Ant 2)

Mode	Channel	Test Frequency (MHz)	Measurement Power Spectral Density (dBm/MHz)	Duty factor	Total Measurement EIRP PSD (dBm/MHz)	Limit (dBm/MHz)	Result
1	36	5180	2.074	1.97	9.144	≤10	Pass
	44	5220	2.661	1.97	9.731	≤10	Pass
	48	5240	2.692	1.97	9.762	≤10	Pass
	Channe	Test Frequency (MHz)	Measurement Power Spectral Density (dBm/500KHz)	Duty factor	Total Measurement PSD (dBm/500KHz)	Limit (dBm/500KHz)	Result
	149	5745	2.275	1.97	4.245	≤30	Pass
	157	5785	2.054	1.97	4.024	≤30	Pass
	165	5825	4.346	1.97	6.316	≤30	Pass
Mode	Channel	Test Frequency (MHz)	Measurement Power Spectral Density (dBm/MHz)	Duty factor	Total Measurement EIRP PSD (dBm/MHz)	Limit (dBm/MHz)	Result
2	38	5190	-0.729	3.42	7.791	≤10	Pass
	46	5230	0.099	3.42	8.619	≤10	Pass
	Channe	Test Frequency (MHz)	Measurement Power Spectral Density (dBm/500KHz)	Duty factor	Total Measurement PSD (dBm/500KHz)	Limit (dBm/500KHz)	Result
	151	5755	-1.071	3.42	2.349	≤30	Pass
	159	5795	-1.495	3.42	1.925	≤30	Pass
Mode	Channel	Test Frequency (MHz)	Measurement Power Spectral Density (dBm/MHz)	Duty factor	Total Measurement EIRP PSD (dBm/MHz)	Limit (dBm/MHz)	Result
3	42	5210	-6.188	4.73	3.642	≤10	Pass
	Channe	Test	Measurement	Duty	Total Measurement PSD	Limit	

		Frequency (MHz)	Power Spectral Density (dBm/500KHz)	factor	(dBm/500KHz)	(dBm/500KHz)	Result	
		155	5775	-6.027	4.73	-1.297	≤30	Pass
MIMO(Ant 1+2)								
Mode	Channel	Test Frequency (MHz)	Measurement Power Spectral Density (dBm/MHz)	Duty facto	Total Measurement EIRP PSD (dBm/MHz)	Limit (dBm/MHz)	Result	
1	36	5180	-3.773	1.97	9.317	≤10	Pass	
	44	5220	-3.318	1.97	9.772	≤10	Pass	
	48	5240	-3.271	1.97	9.819	≤10	Pass	
	Channe	Test Frequency (MHz)	Measurement Power Spectral Density (dBm/500KHz)	Duty factor	Total Measurement PSD (dBm/500KHz)	Limit (dBm/500KHz)	Result	
	149	5745	1.214	1.97	6.194	≤30	Pass	
	157	5785	0.928	1.97	5.908	≤30	Pass	
	165	5825	1.632	1.97	6.612	≤30	Pass	
Mode	Channel	Test Frequency (MHz)	Measurement Power Spectral Density (dBm/MHz)	Duty facto	Total Measurement EIRP PSD (dBm/MHz)	Limit (dBm/MHz)	Result	
2	38	5190	-5.250	3.42	9.290	≤10	Pass	
	46	5230	-4.812	3.42	9.728	≤10	Pass	
	Channe	Test Frequency (MHz)	Measurement Power Spectral Density (dBm/500KHz)	Duty factor	Total Measurement PSD (dBm/500KHz)	Limit (dBm/500KHz)	Result	
	151	5755	-2.513	3.42	3.917	≤30	Pass	
	159	5795	-2.003	3.42	4.427	≤30	Pass	
Mode	Channel	Test Frequency	Measurement Power	Duty facto	Total Measurement EIRP PSD (dBm/MHz)	Limit (dBm/MHz)	Result	

		(MHz)	Spectral Density (dBm/MHz)				
3	42	5210	-9.716	4.73	6.134	≤10	Pass
	Channe	Test Frequency (MHz)	Measurement Power Spectral Density (dBm/500KHz)	Duty factor	Total Measurement PSD (dBm/500KHz)	Limit (dBm/500KHz)	Result
	155	5775	-8.152	4.73	-0.412	≤30	Pass

4.8 Radiated Emission Band Edge**VERDICT: PASS****4.8.1 Limit****Radiated Emissions Limit**

Frequency (MHz)	Field strength ($\mu\text{V/m}$)	Field strength ($\text{dB}\mu\text{V/m}$)	Measurement distance (m)
0.009 - 0.49	2400/F(kHz)	48.5 – 13.8	30 _(Note 1)
0.49 - 1.705	24000/F(kHz)	33.8 - 23	30 _(Note 1)
1.705 - 30	30	29.5	30 _(Note 1)
30 - 88	100	40	3 _(Note 2)
88 - 216	150	43.5	3 _(Note 2)
216 - 960	200	46	3 _(Note 2)
Above 960	500	54	3 _(Note 2)

Note 1: At frequencies below 30 MHz, measurements may be performed at a distance closer than that specified in the regulations; however, an attempt should be made to avoid making measurements in the near field. Pending the development of an appropriate measurement procedure for measurements performed below 30 MHz, when performing measurements at a closer distance than specified, the results shall be extrapolated to the specified distance by either making measurements at a minimum of two distances on at least one radial to determine the proper extrapolation factor or by using the square of an inverse linear distance extrapolation factor (40 dB/decade).

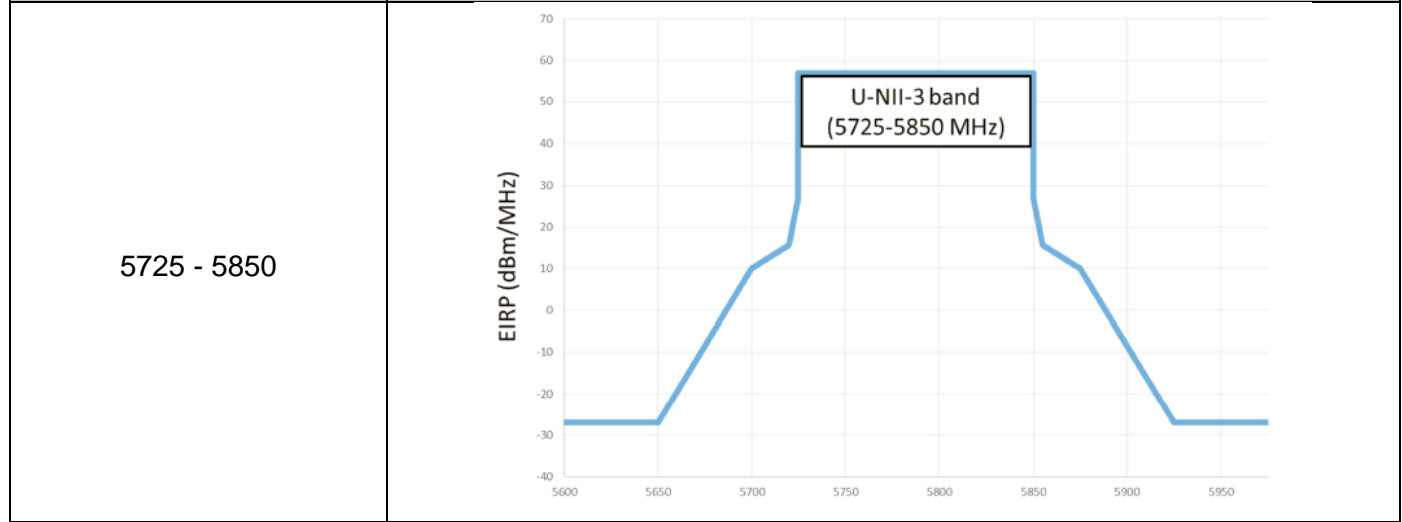
Note 2: At frequencies at or above 30 MHz, measurements may be performed at a distance other than what is specified provided: measurements are not made in the near field except where it can be shown that near field measurements are appropriate due to the characteristics of the device; and it can be demonstrated that the signal levels needed to be measured at the distance employed can be detected by the measurement equipment. Measurements shall not be performed at a distance greater than 30 meters unless it can be further demonstrated that measurements at a distance of 30 meters or less are impractical. When performing measurements at a distance other than that specified, the results shall be extrapolated to the specified distance using an extrapolation factor of 20 dB/decade (inverse linear-distance for field strength measurements; inverse-linear-distance-squared for power density measurements).

Restricted Bands of operation			
Frequency (MHz)	Frequency (MHz)	Frequency (MHz)	Frequency (GHz)
0.090-0.110	13.36-13.41	1645.5-1646.5	13.25-13.4
2.1735-2.1905	16.42-16.423	1660-1710	14.47-14.5
3.020-3.026	16.69475-16.69525	1718.8-1722.2	15.35-16.2
4.125-4.128	16.80425-16.80475	2200-2300	17.7-21.4
4.17725-4.17775	25.5-25.67	2310-2390	22.01-23.12
4.20725-4.20775	37.5-38.25	2655-2900	23.6-24.0
5.677-5.683	73-74.6	3260-3267	31.2-31.8
6.215-6.218	74.8-75.2	3332-3339	36.43-36.5
6.26775-6.26825	108-138	3345.8-3358	Above 38.6
6.31175-6.31225	156.52475-156.52525	3500-4400	
8.291-8.294	156.7-156.9	4500-5150	
8.362-8.366	240-285	5350-5460	
8.37625-8.38675	322-335.4	7250-7750	
8.41425-8.41475	399.9-410	8025-8500	
12.29-12.293	608-614	9.0-9.2	
12.51975-12.52025	960-1427	9.3-9.5	
12.57675-12.57725	1435-1626.5	10.6-12.7	

Radiated Emissions Limit

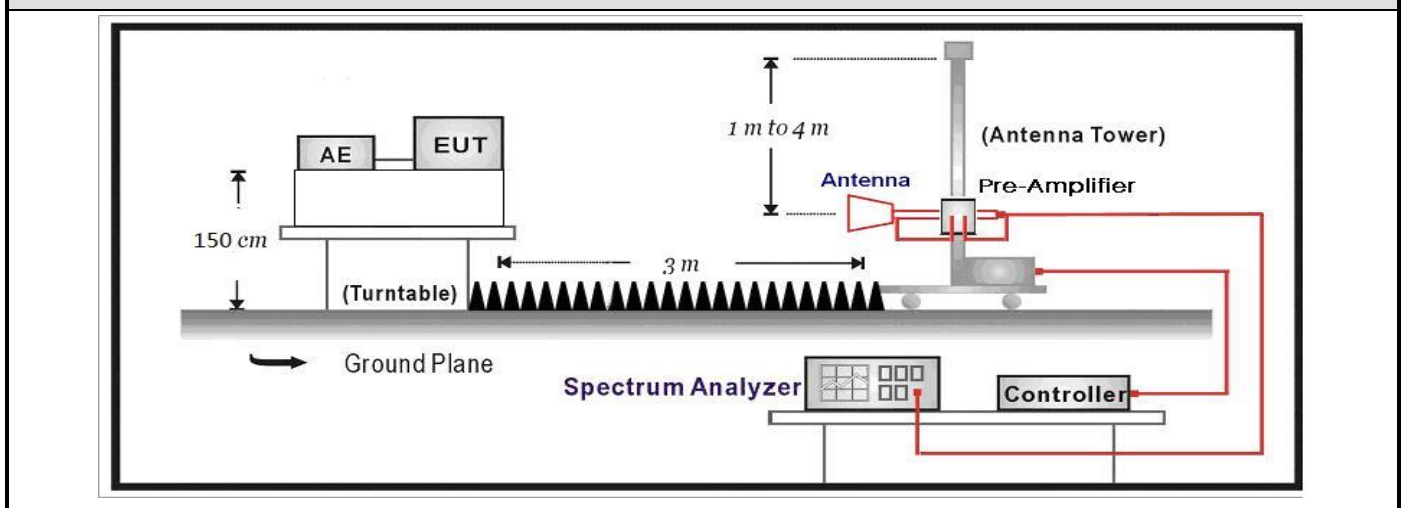
Operating Frequency Band (MHz)	EIRP Limit (dBm/MHz)	Equivalent Field Strength at 3m (dBμV/m)
5150 - 5250	-27	68.3
5250 - 5350	-27	68.3
5470 - 5600 5650 - 5725	-27	68.3

Operating Frequency Band (MHz)	EIRP Limit (dBm/MHz)
--------------------------------	----------------------



4.8.2 Test Setup

Above 1GHz Test Setup:



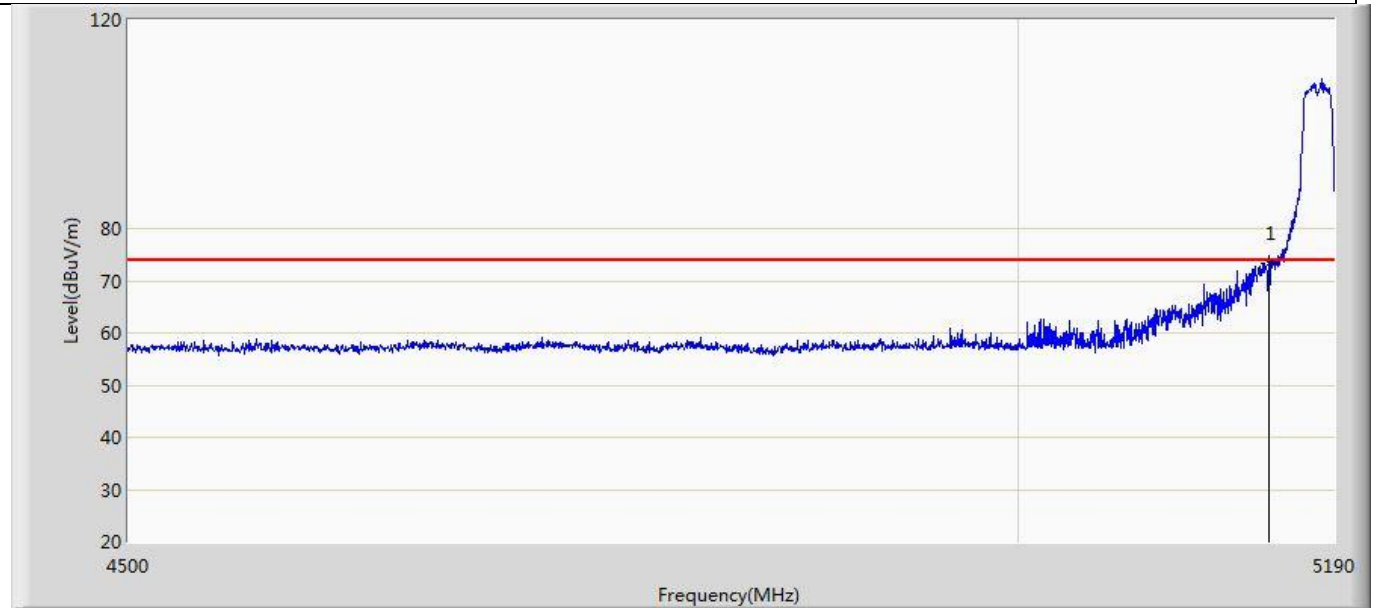
4.8.3 Test Procedure

	References Rule	Chapter	Description
<input type="checkbox"/>	ANSI C63.10	12.7.3	Emissions in non-restricted frequency bands
<input checked="" type="checkbox"/>	ANSI C63.10	12.7.2	Emissions in restricted frequency bands
<input type="checkbox"/>	ANSI C63.10	12.7.5	Radiated emission measurements
<input checked="" type="checkbox"/>	ANSI C63.10	12.7.6	Procedure for peak unwanted emissions measurements above 1000 MHz
<input checked="" type="checkbox"/>	ANSI C63.10	12.7.7	Procedures for average unwanted emissions measurements above 1000 MHz
<input type="checkbox"/>	ANSI C63.10	12.7.7.2	Method AD (average detection)—primary method
<input checked="" type="checkbox"/>	ANSI C63.10	12.7.7.3	Method VB-A (Alternative)
<input type="checkbox"/>	ANSI C63.10	6.4	Radiated emissions from unlicensed wireless devices below 30 MHz
<input type="checkbox"/>	ANSI C63.10	6.5	Radiated emissions from unlicensed wireless devices in the frequency range of 30 MHz to 1000 MHz
<input type="checkbox"/>	ANSI C63.10	6.6	Radiated emissions from unlicensed wireless devices above 1 GHz
<input type="checkbox"/>	FCC KDB 789033 D02v02r01	G.2	Unwanted Emissions that fall Outside of the Restricted Bands
<input type="checkbox"/>	FCC KDB 789033 D02v02r01	G.1	Unwanted Emissions in the Restricted Bands
<input type="checkbox"/>	FCC KDB 789033 D02v02r01	G.4	Procedure for Unwanted Emissions Measurements below 1000 MHz
<input type="checkbox"/>	FCC KDB 789033 D02v02r01	G.5	Procedure for Unwanted Maximum Emissions Measurements above 1000 MHz
<input type="checkbox"/>	FCC KDB 789033 D02v02r01	G.6	Procedures for Average Unwanted Emissions Measurements above 1000 MHz
<input type="checkbox"/>	FCC KDB 789033 D02v02r01	G.6.c	Method AD (Average detection)—primary method
<input type="checkbox"/>	FCC KDB 789033 D02v02r01	G.6.d	Method VB (Averaging using reduced video bandwidth): Alternative method.

4.8.4 Test Data

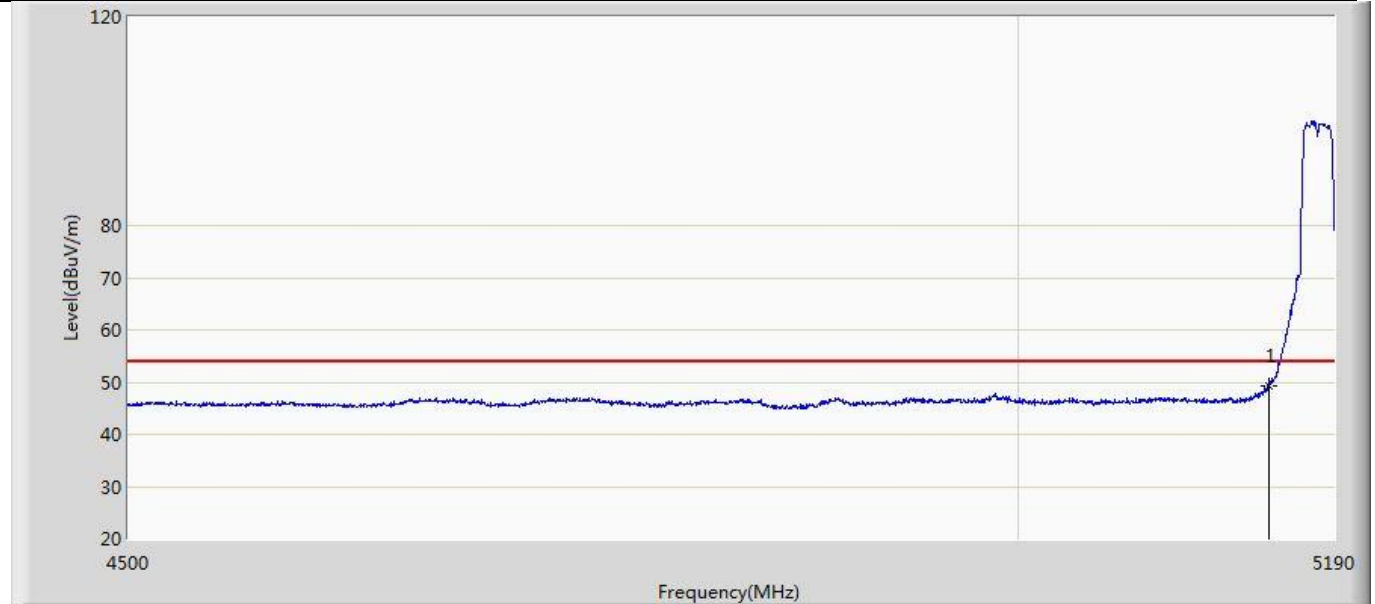
LPS5G-Antenna :SISO-Ant2

Profile: 2180545R	Page No.: 1
Engineer: Nile	
Site: AC5	Time: 2021/12/02 - 20:46
Limit: FCC_Part15.209_RE(3m)	Margin: 0
Probe: Horn_3117_00123988_(1-18GHz)	Polarity: Horizontal
EUT: LPS (Local Positioning System)	Power: DC3.3V
Note: Mode 1:Transmit at 5180MHz by 11ac20	



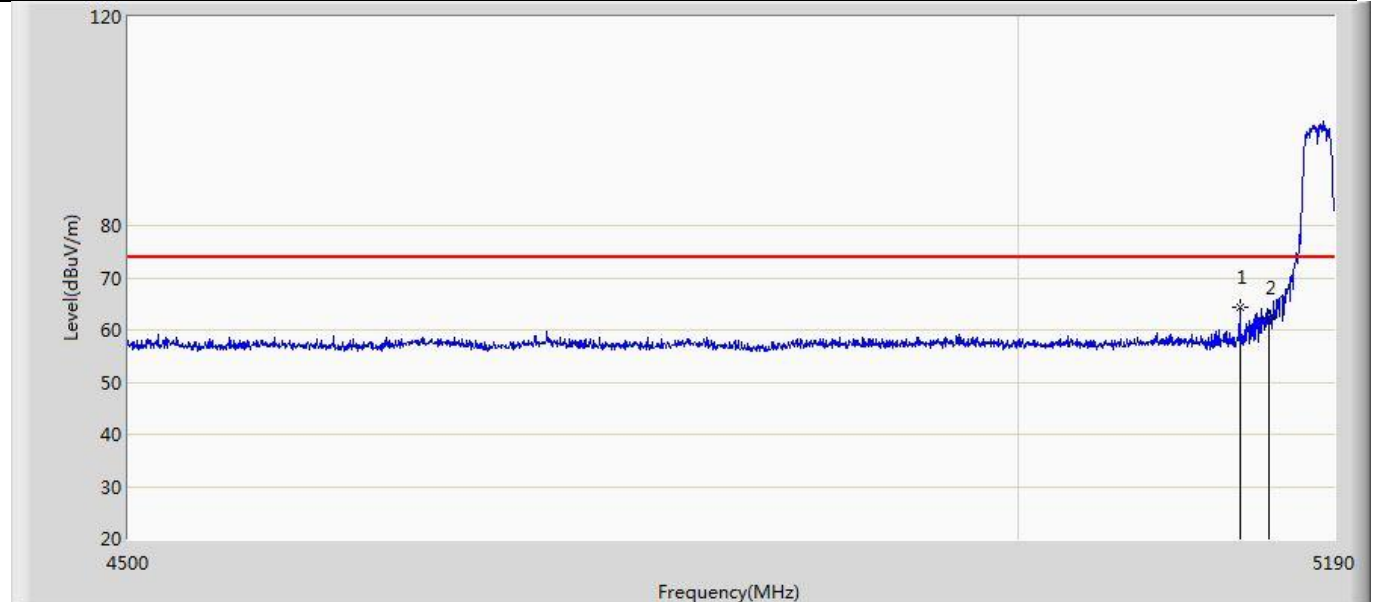
No	Mark	Frequency (MHz)	Measure Level (dBuV/m)	Reading Level (dBuV)	Over Limit (dB)	Limit (dBuV/m)	Factor (dB)	Type
1	*	5150.000	73.200	31.992	-0.800	74.000	41.208	PK

Profile: 2180545R	Page No.: 2
Engineer: Nile	
Site: AC5	Time: 2021/11/16 - 19:15
Limit: FCC_Part15.209_RE(3m)	Margin: 0
Probe: Horn_3117_00123988_(1-18GHz)	Polarity: Horizontal
EUT: LPS (Local Positioning System)	Power: DC3.3V
Note: Mode 1:Transmit at 5180MHz by 11ac20	



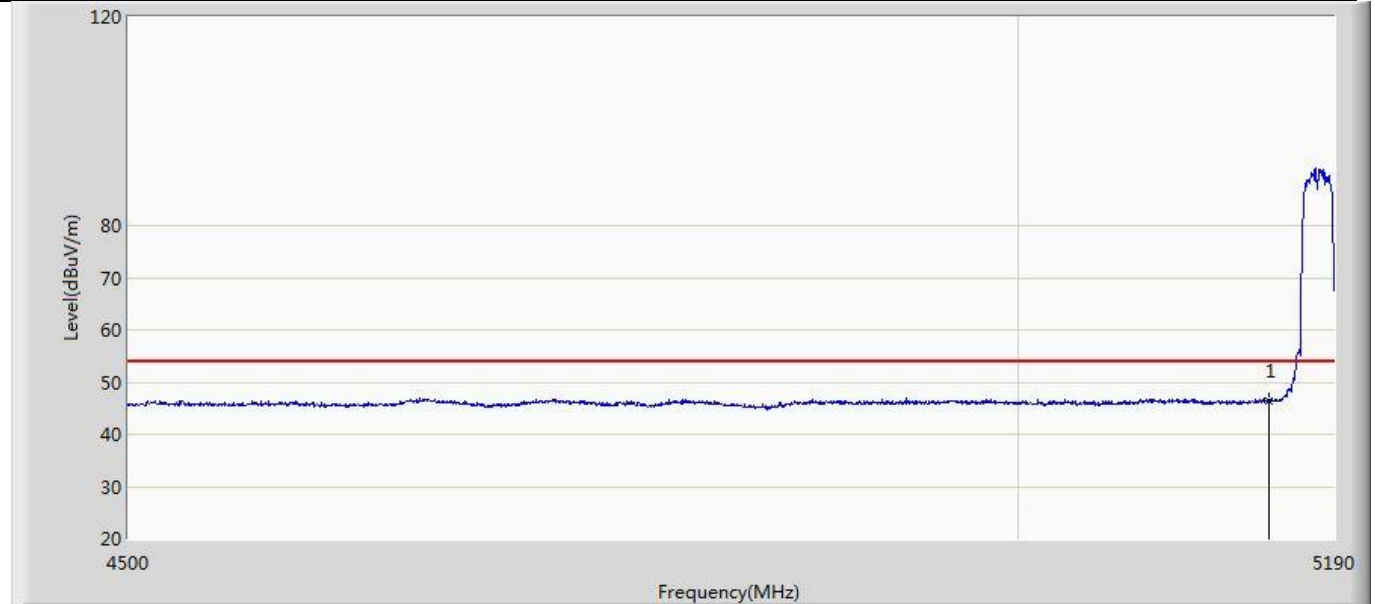
No	Mark	Frequency (MHz)	Measure Level (dBuV/m)	Reading Level (dBuV)	Over Limit (dB)	Limit (dBuV/m)	Factor (dB)	Type
1	*	5150.000	49.210	8.002	-4.790	54.000	41.208	AV

Profile: 2180545R	Page No.: 3
Engineer: Nile	
Site: AC5	Time: 2021/11/25 - 21:22
Limit: FCC_Part15.209_RE(3m)	Margin: 0
Probe: Horn_3117_00123988_(1-18GHz)	Polarity: Vertical
EUT: LPS (Local Positioning System)	Power: DC3.3V
Note: Mode 1:Transmit at 5180MHz by 11ac20	



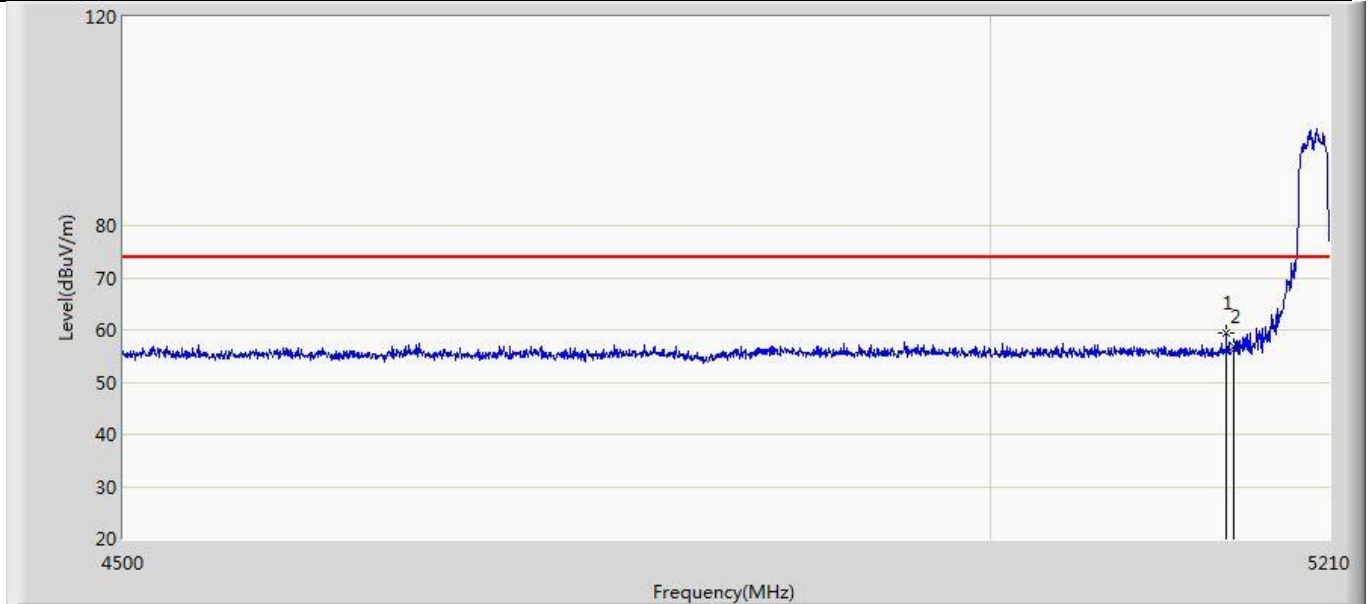
No	Mark	Frequency (MHz)	Measure Level (dBuV/m)	Reading Level (dBuV)	Over Limit (dB)	Limit (dBuV/m)	Factor (dB)	Type
1	*	5132.385	64.410	23.514	-9.590	74.000	40.896	PK
2		5150.000	62.441	21.233	-11.559	74.000	41.208	PK

Profile: 2180545R	Page No.: 4
Engineer: Nile	
Site: AC5	Time: 2021/11/25 - 21:22
Limit: FCC_Part15.209_RE(3m)	Margin: 0
Probe: Horn_3117_00123988_(1-18GHz)	Polarity: Vertical
EUT: LPS (Local Positioning System)	Power: DC3.3V
Note: Mode 1:Transmit at 5180MHz by 11ac20	



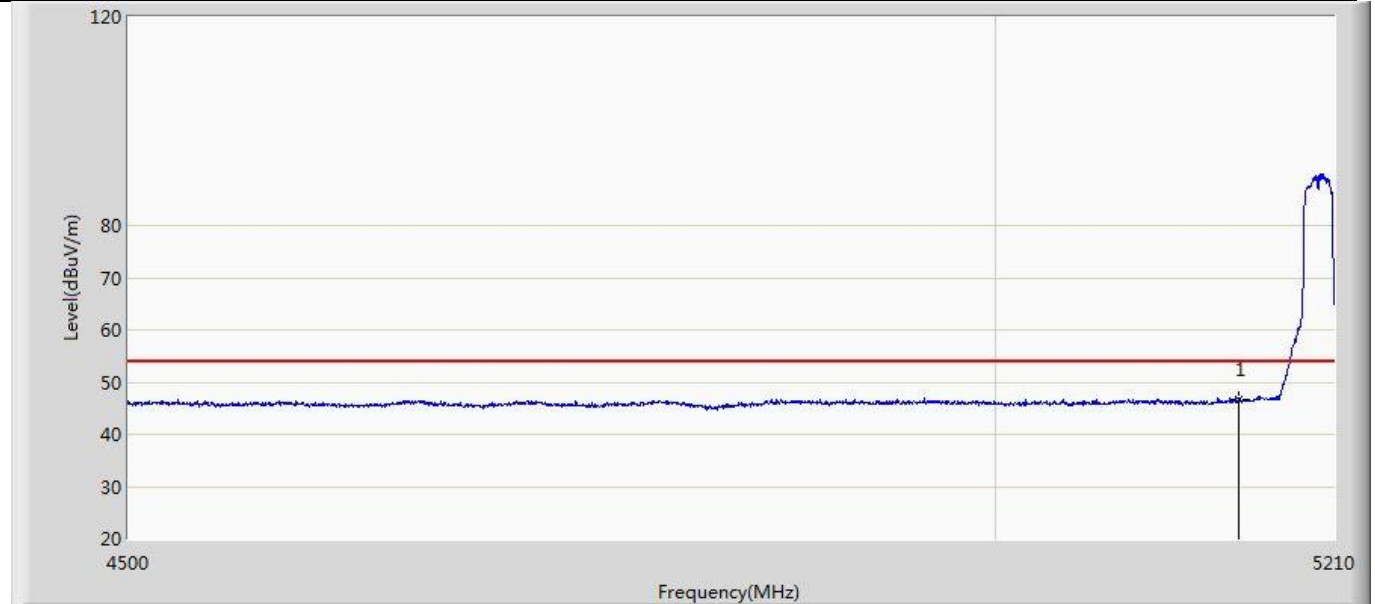
No	Mark	Frequency (MHz)	Measure Level (dBuV/m)	Reading Level (dBuV)	Over Limit (dB)	Limit (dBuV/m)	Factor (dB)	Type
1	*	5150.000	46.363	5.155	-7.637	54.000	41.208	AV

Profile: 2180545R	Page No.: 5
Engineer: Nile	
Site: AC5	Time: 2021/12/03 - 20:23
Limit: FCC_Part15.209_RE(3m)	Margin: 0
Probe: Horn_3117_00123988_(1-18GHz)	Polarity: Vertical
EUT: LPS (LOCAL POSITIONING SYSTEM)	Power: DC3.3V
Note: Mode 1:Transmit at 5200MHz by 11ac20	



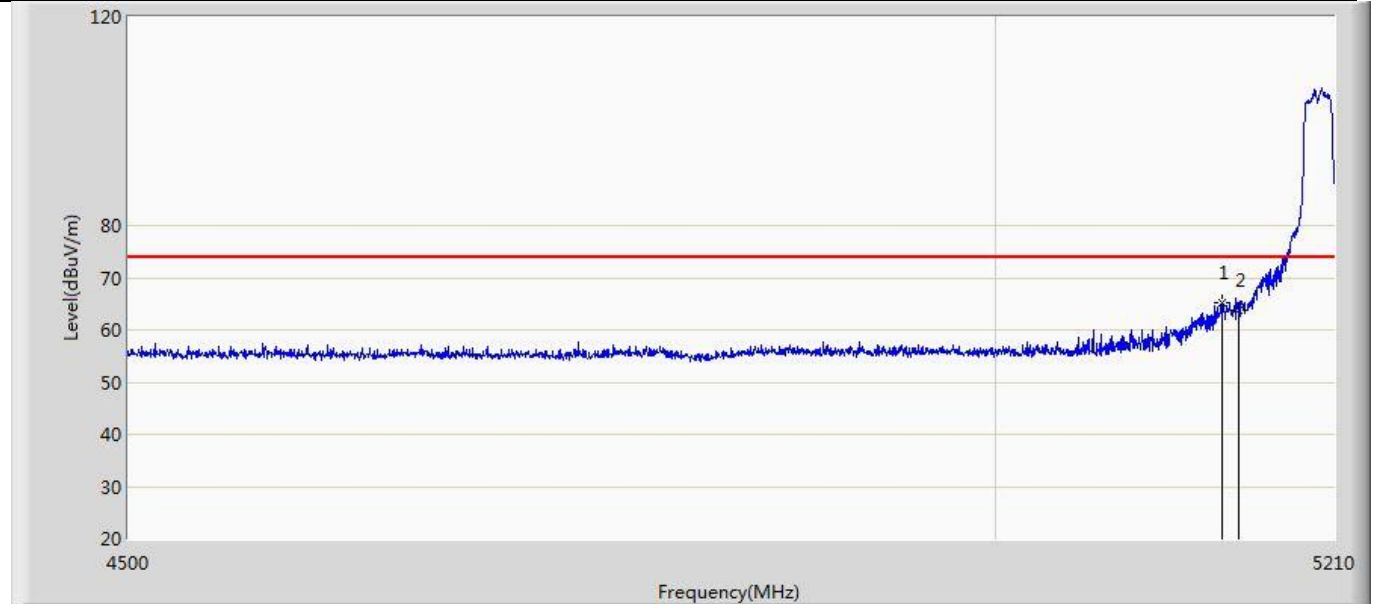
No	Mark	Frequency (MHz)	Measure Level (dBuV/m)	Reading Level (dBuV)	Over Limit (dB)	Limit (dBuV/m)	Factor (dB)	Type
1	*	5145.390	59.427	18.315	-14.573	74.000	41.112	PK
2		5150.000	56.729	15.521	-17.271	74.000	41.208	PK

Profile: 2180545R	Page No.: 6
Engineer: Nile	
Site: AC5	Time: 2021/11/16 - 19:15
Limit: FCC_Part15.209_RE(3m)	Margin: 0
Probe: Horn_3117_00123988_(1-18GHz)	Polarity: Horizontal
EUT: LPS (LOCAL POSITIONING SYSTEM)	Power: DC3.3V
Note: Mode 1:Transmit at 5200MHz by 11ac20	



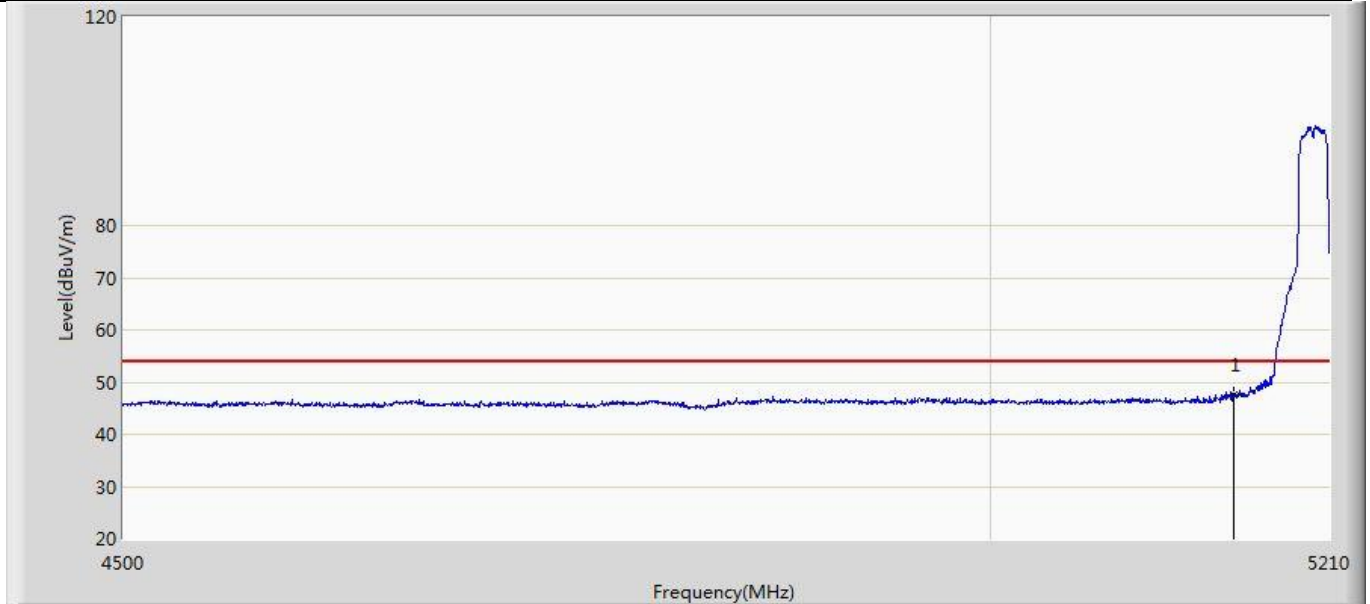
No	Mark	Frequency (MHz)	Measure Level (dBuV/m)	Reading Level (dBuV)	Over Limit (dB)	Limit (dBuV/m)	Factor (dB)	Type
1	*	5150.000	46.564	5.356	-7.436	54.000	41.208	AV

Profile: 2180545R	Page No.: 7
Engineer: Nile	
Site: AC5	Time: 2021/12/03 - 20:26
Limit: FCC_Part15.209_RE(3m)	Margin: 0
Probe: Horn_3117_00123988_(1-18GHz)	Polarity: Vertical
EUT: LPS (LOCAL POSITIONING SYSTEM)	Power: DC3.3V
Note: Mode 1:Transmit at 5200MHz by 11ac20	



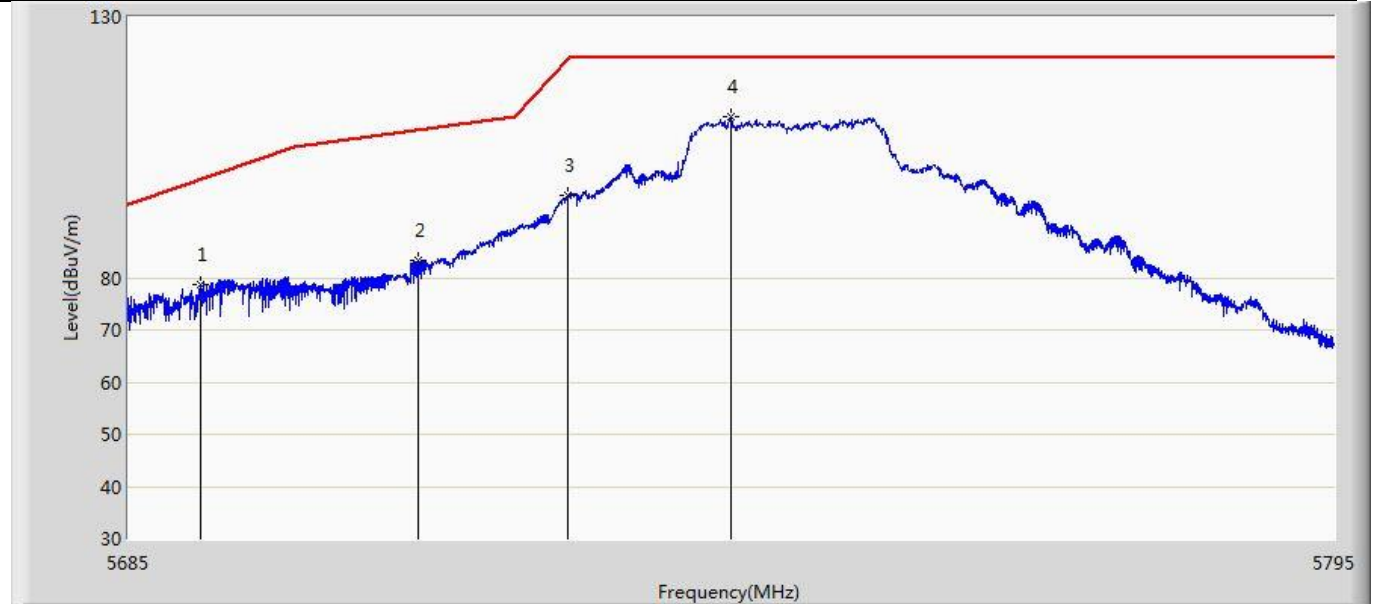
No	Mark	Frequency (MHz)	Measure Level (dBuV/m)	Reading Level (dBuV)	Over Limit (dB)	Limit (dBuV/m)	Factor (dB)	Type
1	*	5140.065	65.264	24.241	-8.736	74.000	41.023	PK
2		5150.000	63.789	22.581	-10.211	74.000	41.208	PK

Profile: 2180545R	Page No.: 8
Engineer: Nile	
Site: AC5	Time: 2021/12/03 - 20:25
Limit: FCC_Part15.209_RE(3m)	Margin: 0
Probe: Horn_3117_00123988_(1-18GHz)	Polarity: Vertical
EUT: LPS (LOCAL POSITIONING SYSTEM)	Power: DC3.3V
Note: Mode 1:Transmit at 5200MHz by 11ac20	



No	Mark	Frequency (MHz)	Measure Level (dBuV/m)	Reading Level (dBuV)	Over Limit (dB)	Limit (dBuV/m)	Factor (dB)	Type
1	*	5150.000	47.404	6.196	-6.596	54.000	41.208	AV

Profile: 2180545R	Page No.: 1
Engineer: Julius zhou	
Site: AC5	Time: 2021/11/16 - 19:15
Limit: FCC-15.407 new	Margin: 0
Probe: Horn_3117_00123988_(1-18GHz)	Polarity: Horizontal
EUT: LPS (Local Positioning System)	Power: DC3.3V
Note: Mode 1:Transmit at 5745MHz by 11ac20	



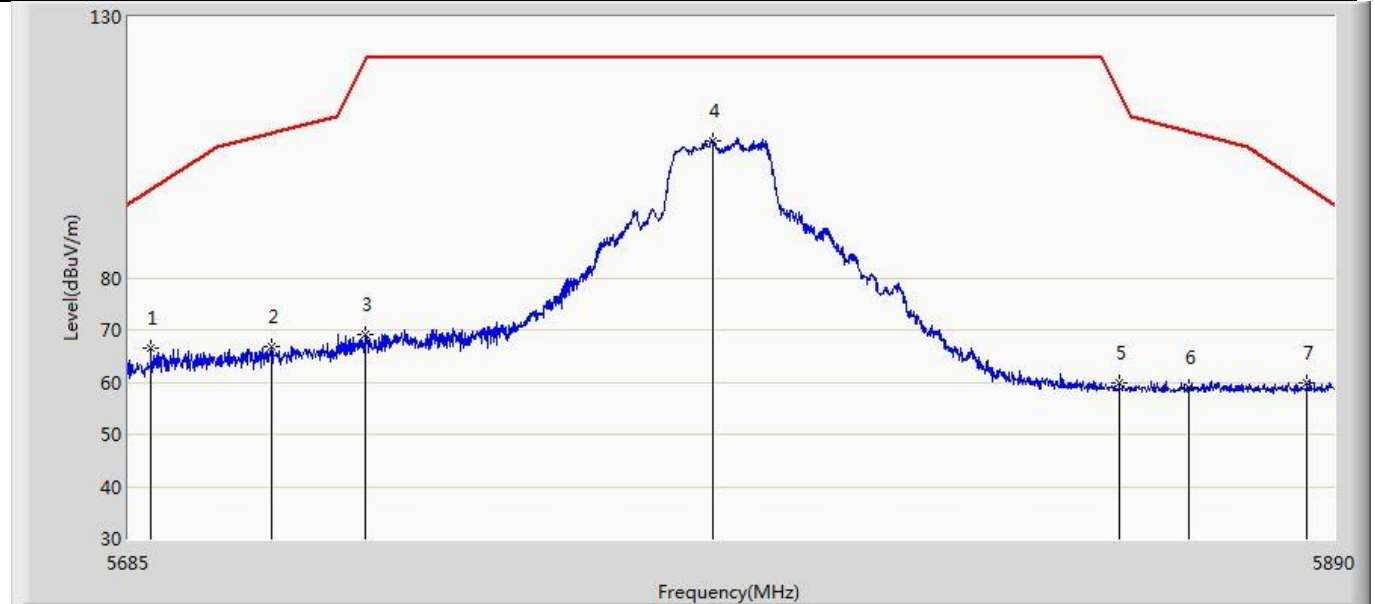
No	Mark	Frequency (MHz)	Measure Level (dBuV/m)	Reading Level (dBuV)	Over Limit (dB)	Limit (dBuV/m)	Factor (dB)	Type
1		5691.600	78.787	36.758	-20.220	99.007	42.029	PK
2		5711.290	83.271	41.227	-25.093	108.364	42.044	PK
3		5724.930	95.742	53.785	-26.299	122.040	41.957	PK
4	*	5739.725	110.742	68.926	-11.458	122.200	41.815	PK

Profile: 2180545R	Page No.: 2
Engineer: Julius zhou	
Site: AC5	Time: 2021/11/25 - 23:15
Limit: FCC-15.407 new	Margin: 0
Probe: Horn_3117_00123988_(1-18GHz)	Polarity: Vertical
EUT: LPS (Local Positioning System)	Power: DC3.3V
Note: Mode 1:Transmit at 5745MHz by 11ac20	



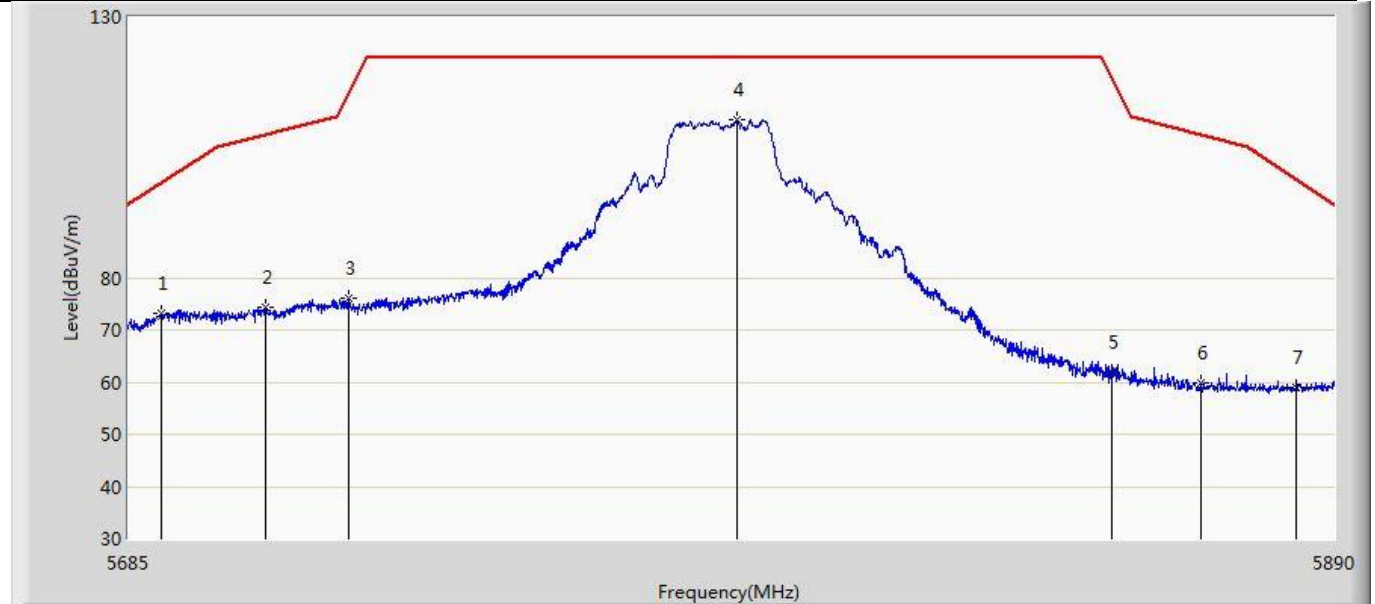
No	Mark	Frequency (MHz)	Measure Level (dBuV/m)	Reading Level (dBuV)	Over Limit (dB)	Limit (dBuV/m)	Factor (dB)	Type
1		5693.250	69.002	26.975	-31.222	100.224	42.027	PK
2		5704.525	71.468	29.418	-35.001	106.469	42.050	PK
3		5724.985	88.061	46.105	-34.104	122.166	41.956	PK
4	*	5743.190	107.587	65.799	-14.613	122.200	41.788	PK

Profile: 2180545R	Page No.: 3
Engineer: Julius zhou	
Site: AC5	Time: 2021/11/25 - 23:17
Limit: FCC-15.407 new	Margin: 0
Probe: Horn_3117_00123988_(1-18GHz)	Polarity: Horizontal
EUT: LPS (Local Positioning System)	Power: DC3.3V
Note: Mode 1:Transmit at 5785MHz by 11ac20	



No	Mark	Frequency (MHz)	Measure Level (dBuV/m)	Reading Level (dBuV)	Over Limit (dB)	Limit (dBuV/m)	Factor (dB)	Type
1		5694.225	75.806	33.777	-25.137	100.943	42.029	PK
2		5714.007	75.879	33.853	-33.245	109.124	42.026	PK
3		5724.155	77.102	35.140	-43.172	120.274	41.961	PK
4		5742.502	102.002	60.214	-20.198	122.200	41.789	PK
5	*	5792.728	110.788	68.694	-11.412	122.200	42.094	PK

Profile: 2180545R	Page No.: 4
Engineer: Julius zhou	
Site: AC5	Time: 2021/11/25 - 23:20
Limit: FCC-15.407 new	Margin: 0
Probe: Horn_3117_00123988_(1-18GHz)	Polarity: Vertical
EUT: LPS (Local Positioning System)	Power: DC3.3V
Note: Mode 1:Transmit at 5785MHz by 11ac20	



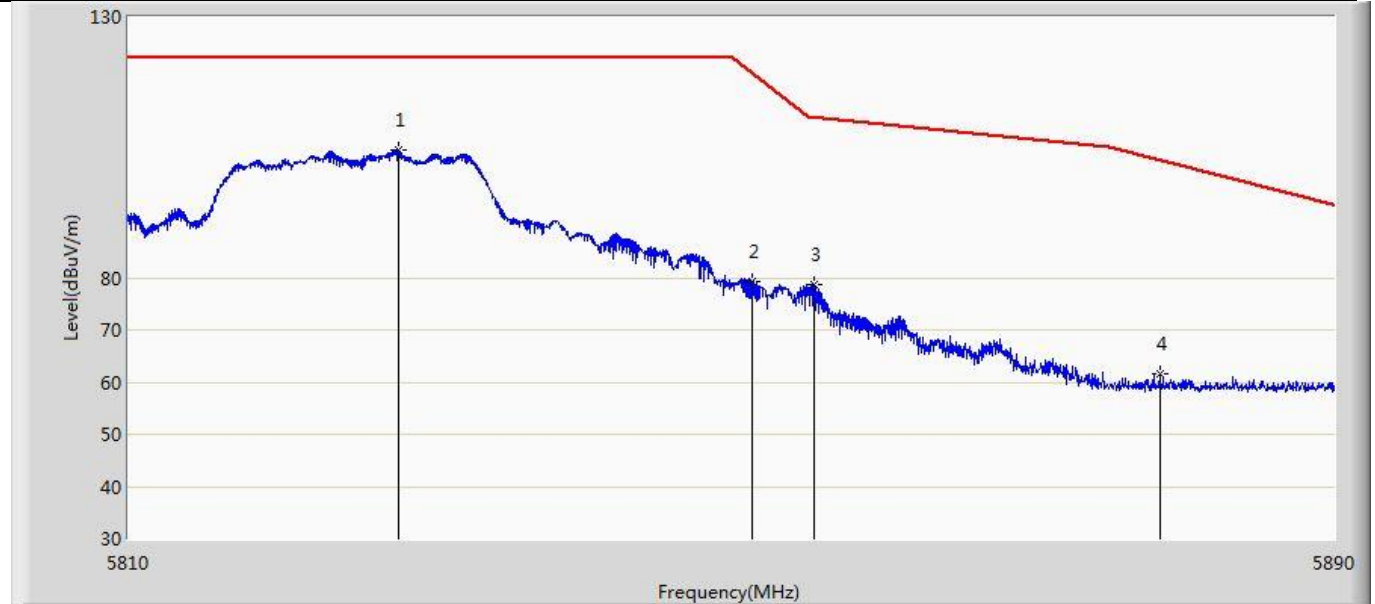
No	Mark	Frequency (MHz)	Measure Level (dBuV/m)	Reading Level (dBuV)	Over Limit (dB)	Limit (dBuV/m)	Factor (dB)	Type
1		5693.917	66.918	24.889	-33.798	100.716	42.028	PK
2		5709.498	67.745	25.690	-40.117	107.862	42.055	PK
3		5723.232	65.875	23.907	-52.296	118.170	41.968	PK
4		5747.935	99.189	57.290	-23.011	122.200	41.899	PK
5	*	5792.112	105.969	63.879	-16.231	122.200	42.090	PK

Profile: 2180545R	Page No.: 5
Engineer: Julius zhou	
Site: AC5	Time: 2021/11/25 - 23:21
Limit: FCC-15.407 new	Margin: 0
Probe: Horn_3117_00123988_(1-18GHz)	Polarity: Horizontal
EUT: LPS (Local Positioning System)	Power: DC3.3V
Note: Mode 1:Transmit at 5805MHz by 11ac20	



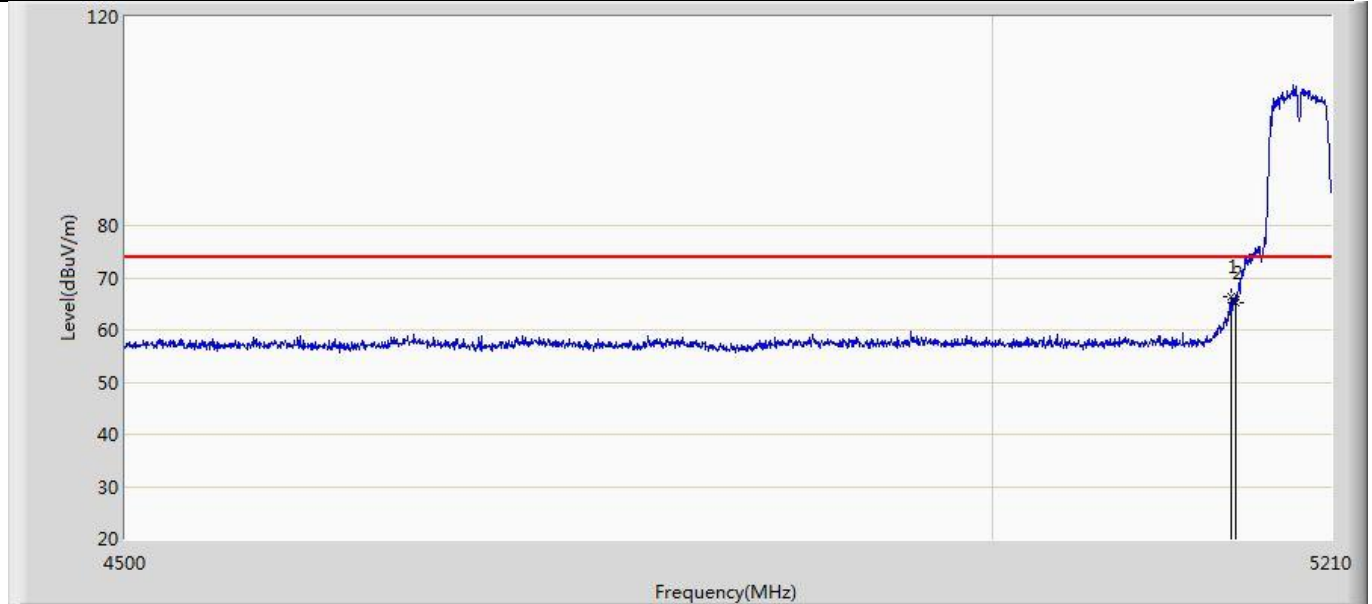
No	Mark	Frequency (MHz)	Measure Level (dBuV/m)	Reading Level (dBuV)	Over Limit (dB)	Limit (dBuV/m)	Factor (dB)	Type
1	*	5827.760	110.284	68.289	-11.916	122.200	41.996	PK
2		5853.160	89.865	47.898	-25.129	114.994	41.967	PK
3		5866.960	79.881	37.858	-27.568	107.449	42.024	PK
4		5880.200	69.994	27.890	-31.343	101.337	42.104	PK

Profile: 2180545R	Page No.: 6
Engineer: Julius zhou	
Site: AC5	Time: 2021/11/25 - 23:24
Limit: FCC-15.407 new	Margin: 0
Probe: Horn_3117_00123988_(1-18GHz)	Polarity: Vertical
EUT: LPS (Local Positioning System)	Power: DC3.3V
Note: Mode 1:Transmit at 5805MHz by 11ac20	



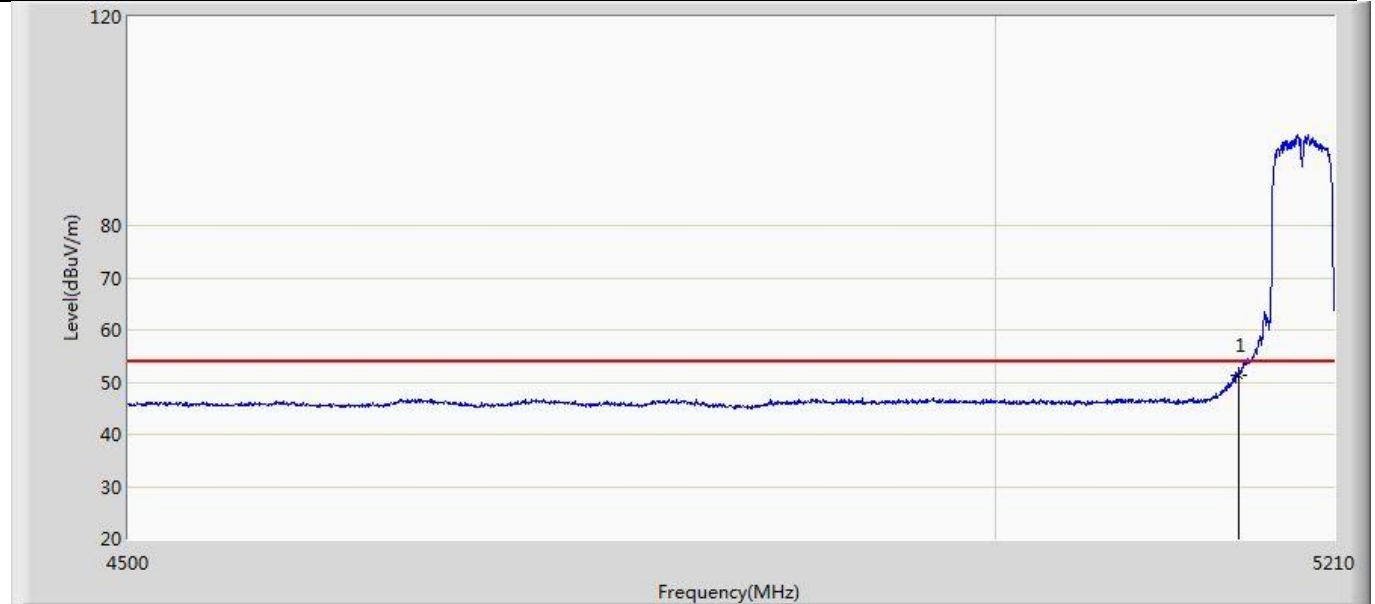
No	Mark	Frequency (MHz)	Measure Level (dBuV/m)	Reading Level (dBuV)	Over Limit (dB)	Limit (dBuV/m)	Factor (dB)	Type
1	*	5827.840	104.523	62.527	-17.677	122.200	41.996	PK
2		5851.280	79.279	37.318	-40.002	119.281	41.960	PK
3		5855.360	78.663	36.689	-32.036	110.699	41.974	PK
4		5878.360	61.537	19.448	-41.167	102.704	42.089	PK

Profile: 2180545R	Page No.: 9
Engineer: Nile	
Site: AC5	Time: 2021/11/25 - 21:27
Limit: FCC_Part15.209_RE(3m)	Margin: 0
Probe: Horn_3117_00123988_(1-18GHz)	Polarity: Horizontal
EUT: LPS (Local Positioning System)	Power: DC3.3V
Note: Mode 2:Transmit at 5190MHz by 11ac40	



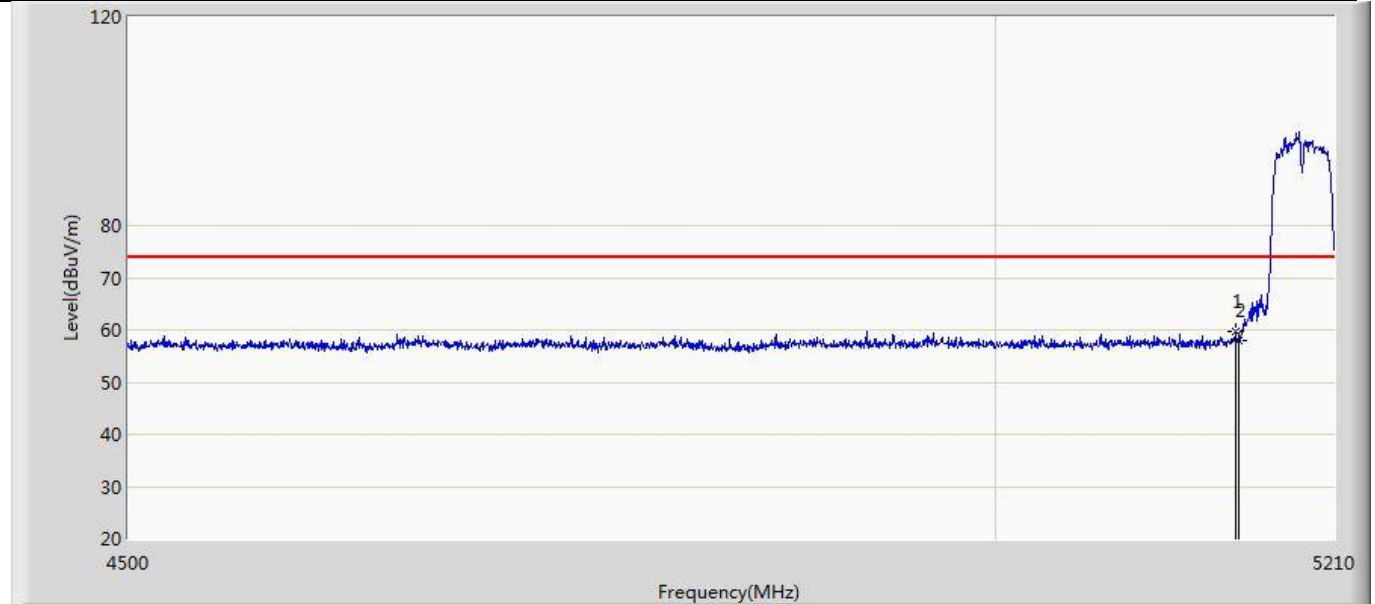
No	Mark	Frequency (MHz)	Measure Level (dBuV/m)	Reading Level (dBuV)	Over Limit (dB)	Limit (dBuV/m)	Factor (dB)	Type
1	*	5147.165	66.253	25.112	-7.747	74.000	41.141	PK
2		5150.000	65.237	24.029	-8.763	74.000	41.208	PK

Profile: 2180545R	Page No.: 10
Engineer: Nile	
Site: AC5	Time: 2021/11/25 - 21:27
Limit: FCC_Part15.209_RE(3m)	Margin: 0
Probe: Horn_3117_00123988_(1-18GHz)	Polarity: Horizontal
EUT: LPS (Local Positioning System)	Power: DC3.3V
Note: Mode 2:Transmit at 5190MHz by 11ac40	



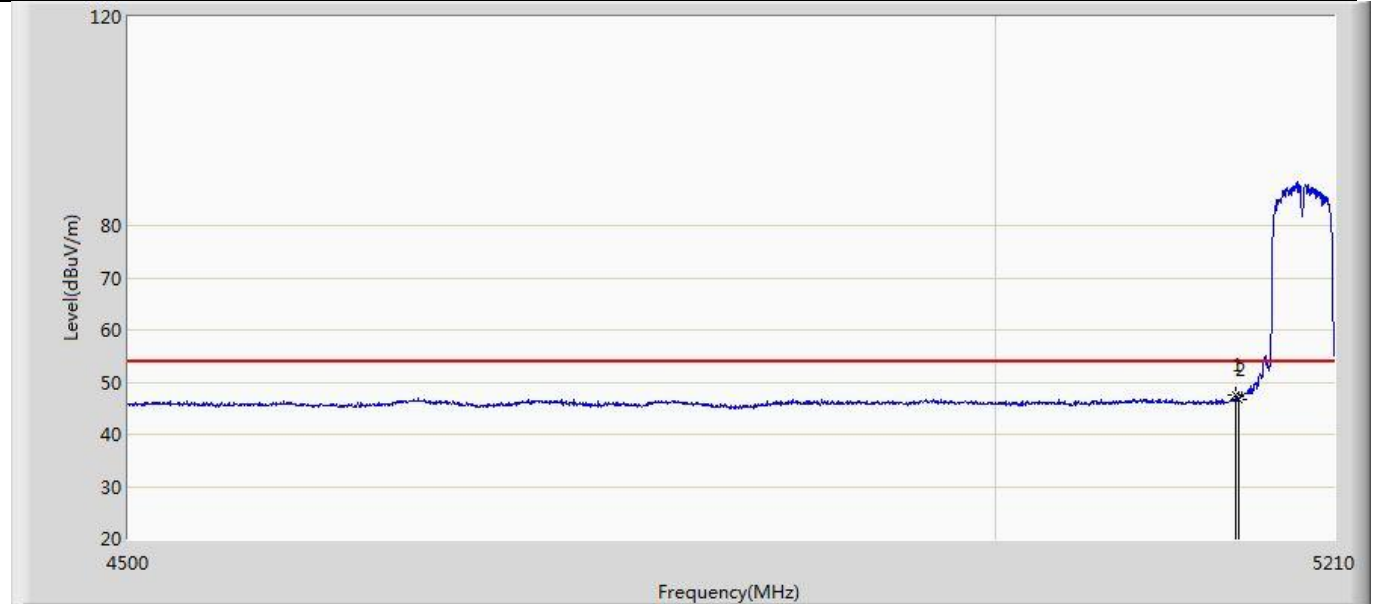
No	Mark	Frequency (MHz)	Measure Level (dBuV/m)	Reading Level (dBuV)	Over Limit (dB)	Limit (dBuV/m)	Factor (dB)	Type
1	*	5150.000	51.290	10.082	-2.710	54.000	41.208	AV

Profile: 2180545R	Page No.: 11
Engineer: Nile	
Site: AC5	Time: 2021/11/25 - 21:27
Limit: FCC_Part15.209_RE(3m)	Margin: 0
Probe: Horn_3117_00123988_(1-18GHz)	Polarity: Vertical
EUT: LPS (Local Positioning System)	Power: DC3.3V
Note: Mode 2:Transmit at 5190MHz by 11ac40	



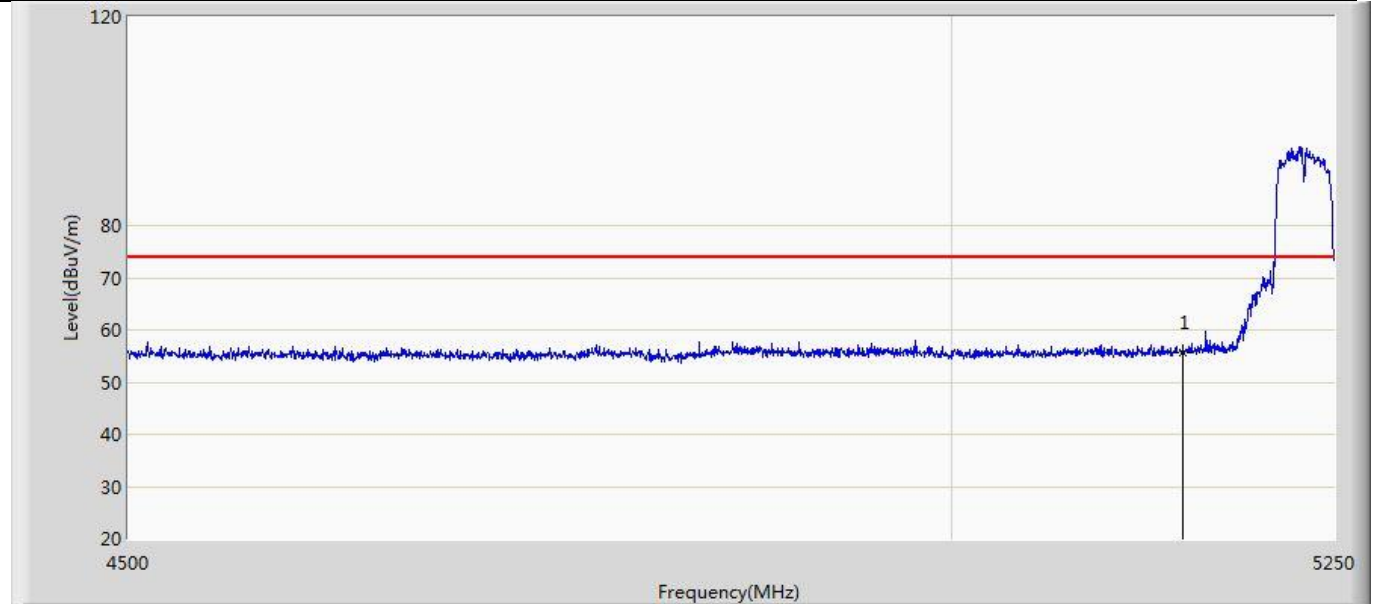
No	Mark	Frequency (MHz)	Measure Level (dBuV/m)	Reading Level (dBuV)	Over Limit (dB)	Limit (dBuV/m)	Factor (dB)	Type
1	*	5148.230	59.741	18.580	-14.259	74.000	41.161	PK
2		5150.000	57.954	16.746	-16.046	74.000	41.208	PK

Profile: 2180545R	Page No.: 12
Engineer: Nile	
Site: AC5	Time: 2021/11/25 - 21:27
Limit: FCC_Part15.209_RE(3m)	Margin: 0
Probe: Horn_3117_00123988_(1-18GHz)	Polarity: Vertical
EUT: LPS (Local Positioning System)	Power: DC3.3V
Note: Mode 2:Transmit at 5190MHz by 11ac40	



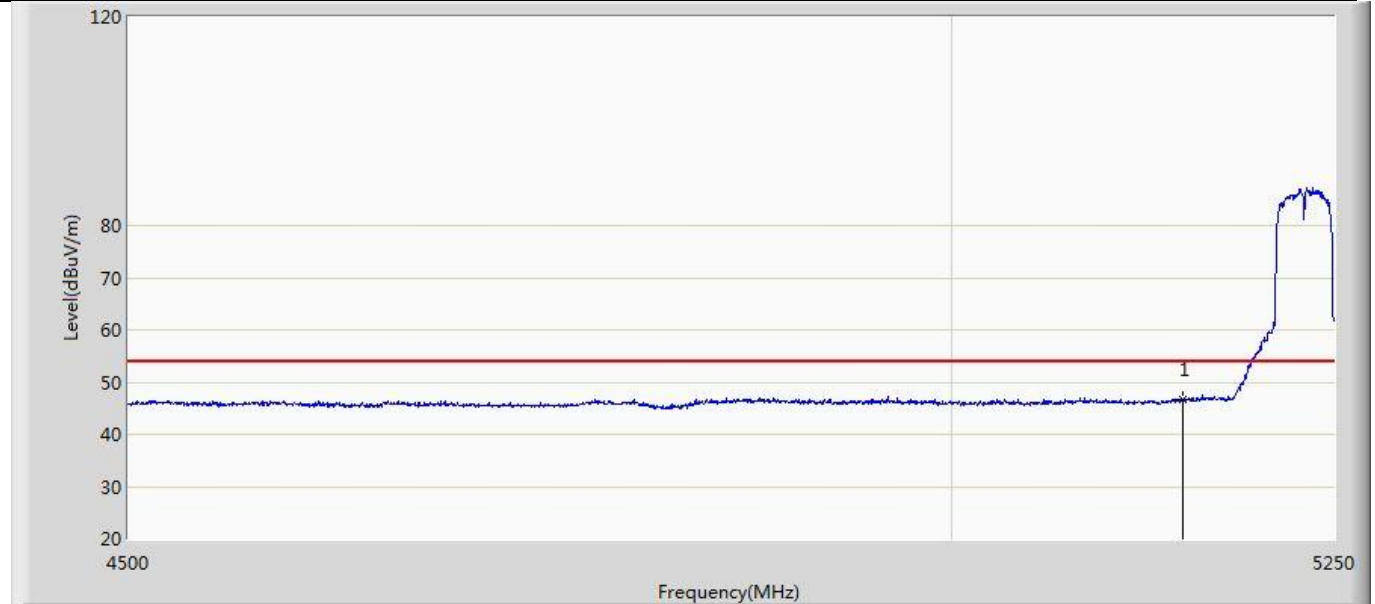
No	Mark	Frequency (MHz)	Measure Level (dBuV/m)	Reading Level (dBuV)	Over Limit (dB)	Limit (dBuV/m)	Factor (dB)	Type
1	*	5148.230	47.436	6.275	-6.564	54.000	41.161	AV
2		5150.000	46.725	5.517	-7.275	54.000	41.208	AV

Profile: 2180545R	Page No.: 13
Engineer: Nile	
Site: AC5	Time: 2021/12/03 - 20:42
Limit: FCC_Part15.209_RE(3m)	Margin: 0
Probe: Horn_3117_00123988_(1-18GHz)	Polarity: Horizontal
EUT: LPS (LOCAL POSITIONING SYSTEM)	Power: DC3.3V
Note: Mode 2:Transmit at 5230MHz by 11ac40	



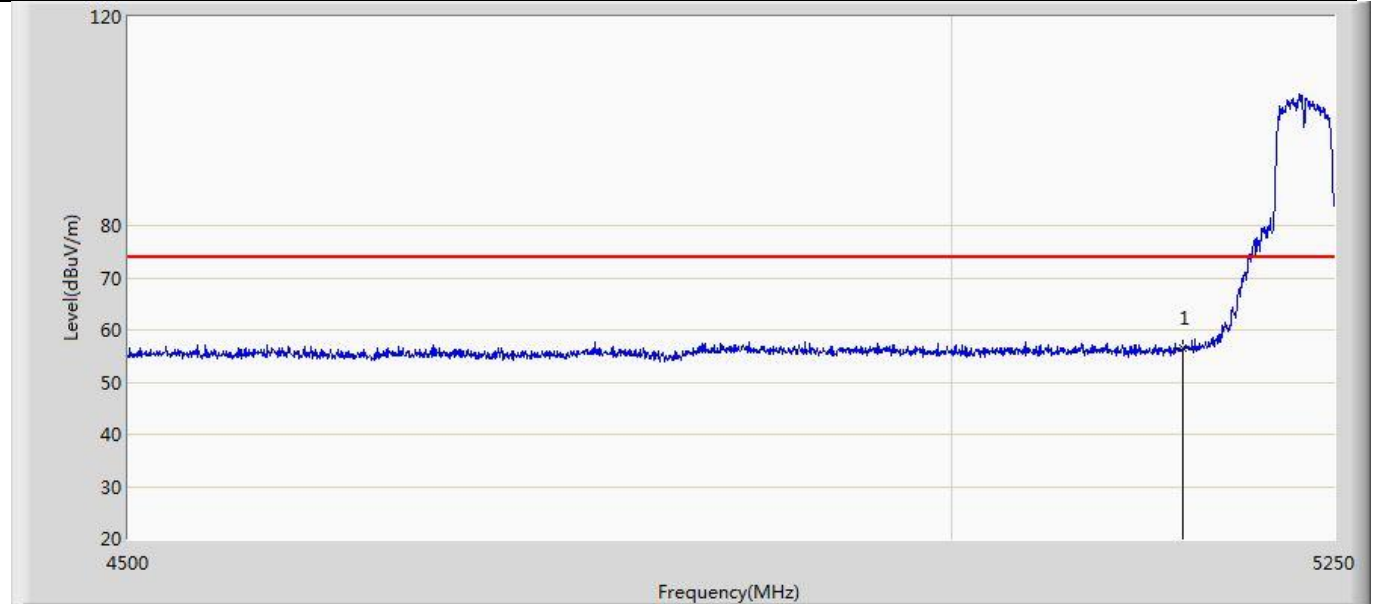
No	Mark	Frequency (MHz)	Measure Level (dBuV/m)	Reading Level (dBuV)	Over Limit (dB)	Limit (dBuV/m)	Factor (dB)	Type
1	*	5150.000	55.788	14.580	-18.212	74.000	41.208	PK

Profile: 2180545R	Page No.: 14
Engineer: Nile	
Site: AC5	Time: 2021/12/03 - 20:39
Limit: FCC_Part15.209_RE(3m)	Margin: 0
Probe: Horn_3117_00123988_(1-18GHz)	Polarity: Horizontal
EUT: LPS (LOCAL POSITIONING SYSTEM)	Power: DC3.3V
Note: Mode 2:Transmit at 5230MHz by 11ac40	



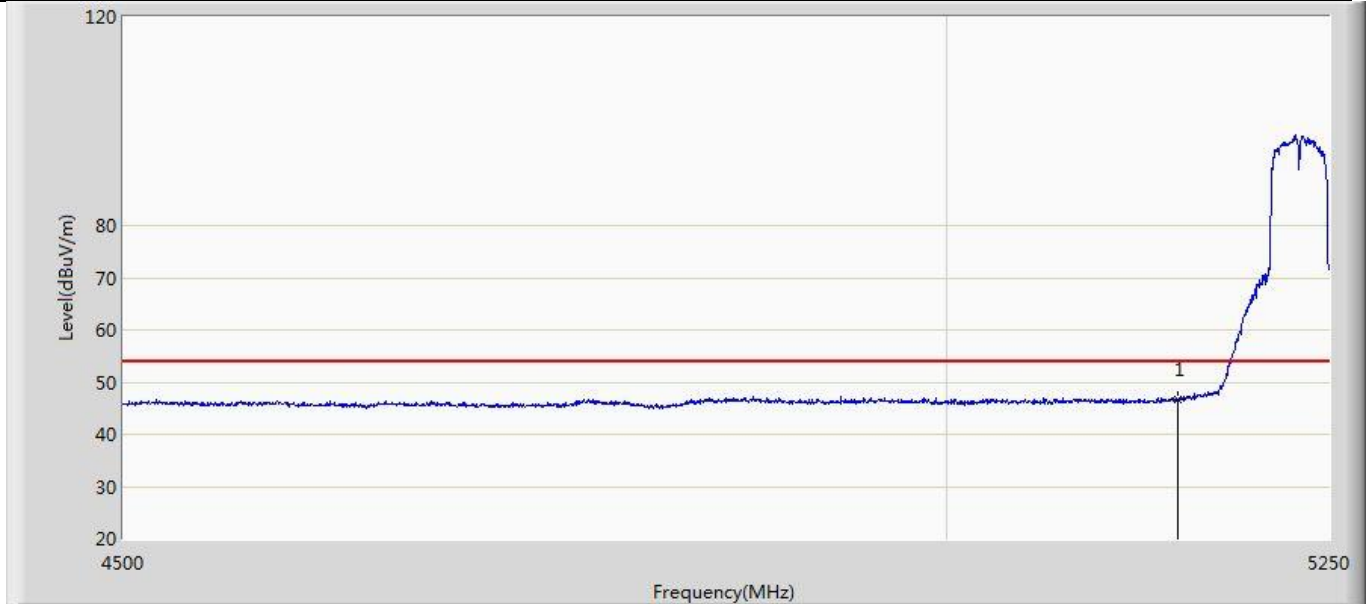
No	Mark	Frequency (MHz)	Measure Level (dBuV/m)	Reading Level (dBuV)	Over Limit (dB)	Limit (dBuV/m)	Factor (dB)	Type
1	*	5150.000	46.681	5.473	-7.319	54.000	41.208	AV

Profile: 2180545R	Page No.: 15
Engineer: Nile	
Site: AC5	Time: 2021/12/03 - 20:49
Limit: FCC_Part15.209_RE(3m)	Margin: 0
Probe: Horn_3117_00123988_(1-18GHz)	Polarity: Vertical
EUT: LPS (LOCAL POSITIONING SYSTEM)	Power: DC3.3V
Note: Mode 2:Transmit at 5230MHz by 11ac40	



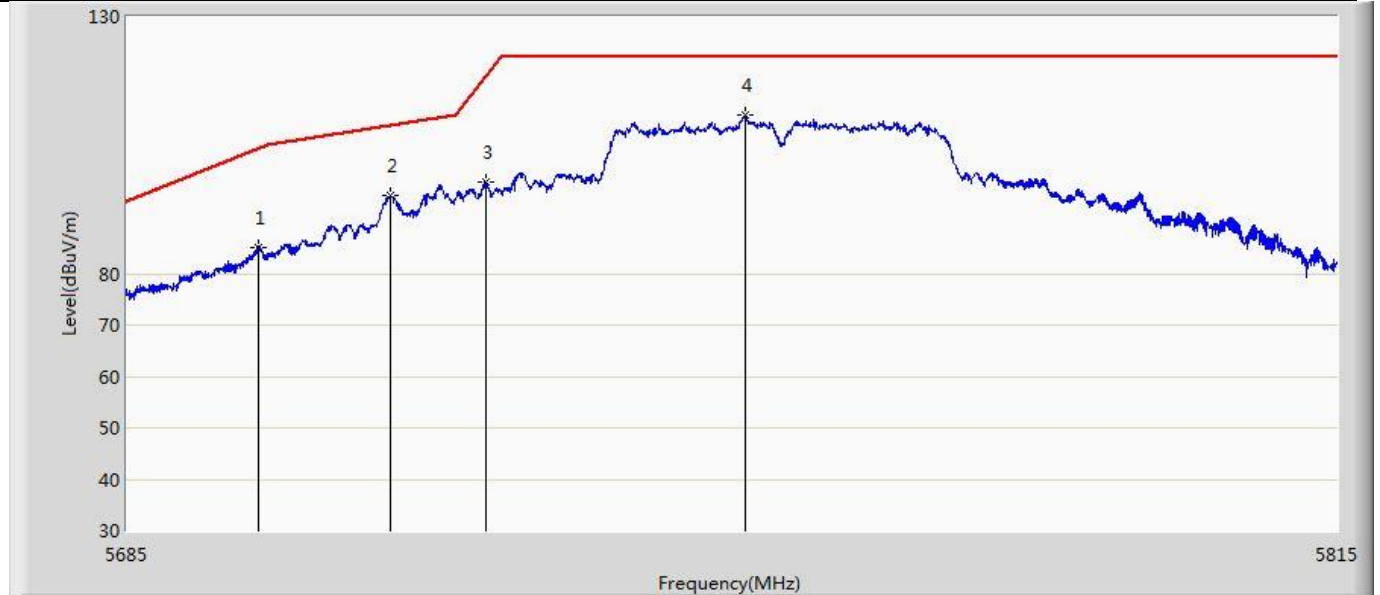
No	Mark	Frequency (MHz)	Measure Level (dBuV/m)	Reading Level (dBuV)	Over Limit (dB)	Limit (dBuV/m)	Factor (dB)	Type
1	*	5150.000	56.652	15.444	-17.348	74.000	41.208	PK

Profile: 2180545R	Page No.: 16
Engineer: Nile	
Site: AC5	Time: 2021/12/03 - 20:43
Limit: FCC_Part15.209_RE(3m)	Margin: 0
Probe: Horn_3117_00123988_(1-18GHz)	Polarity: Vertical
EUT: LPS (LOCAL POSITIONING SYSTEM)	Power: DC3.3V
Note: Mode 2:Transmit at 5230MHz by 11ac40	



No	Mark	Frequency (MHz)	Measure Level (dBuV/m)	Reading Level (dBuV)	Over Limit (dB)	Limit (dBuV/m)	Factor (dB)	Type
1	*	5150.000	46.596	5.388	-7.404	54.000	41.208	AV

Profile: 2180545R	Page No.: 7
Engineer: Julius zhou	
Site: AC5	Time: 2021/11/25 - 23:27
Limit: FCC-15.407 new	Margin: 0
Probe: Horn_3117_00123988_(1-18GHz)	Polarity: Horizontal
EUT: LPS (Local Positioning System)	Power: DC3.3V
Note: Mode 2:Transmit at 5755MHz by 11ac40	



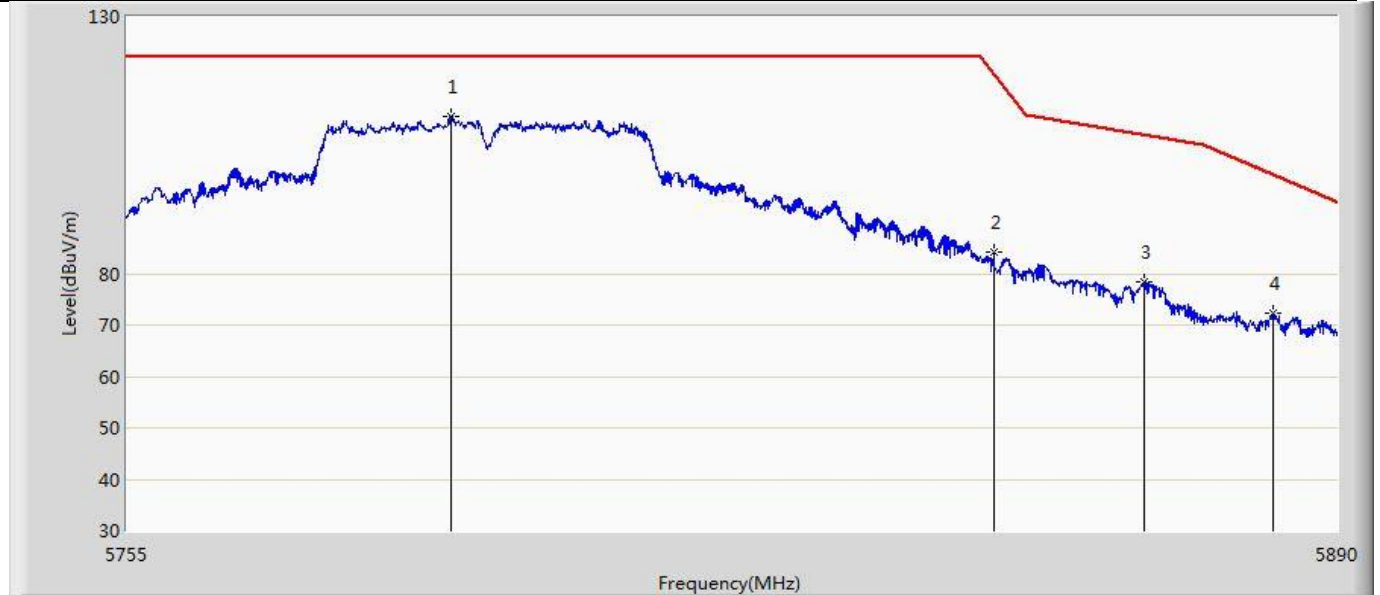
No	Mark	Frequency (MHz)	Measure Level (dBuV/m)	Reading Level (dBuV)	Over Limit (dB)	Limit (dBuV/m)	Factor (dB)	Type
1		5698.975	85.157	43.118	-19.288	104.445	42.038	PK
2		5713.145	95.076	53.044	-13.807	108.883	42.032	PK
3		5723.350	97.743	55.776	-20.696	118.439	41.967	PK
4	*	5751.105	110.743	68.769	-11.457	122.200	41.974	PK

Profile: 2180545R	Page No.: 8
Engineer: Julius zhou	
Site: AC5	Time: 2021/11/25 - 23:29
Limit: FCC-15.407 new	Margin: 0
Probe: Horn_3117_00123988_(1-18GHz)	Polarity: Vertical
EUT: LPS (Local Positioning System)	Power: DC3.3V
Note: Mode 2:Transmit at 5755MHz by 11ac40	



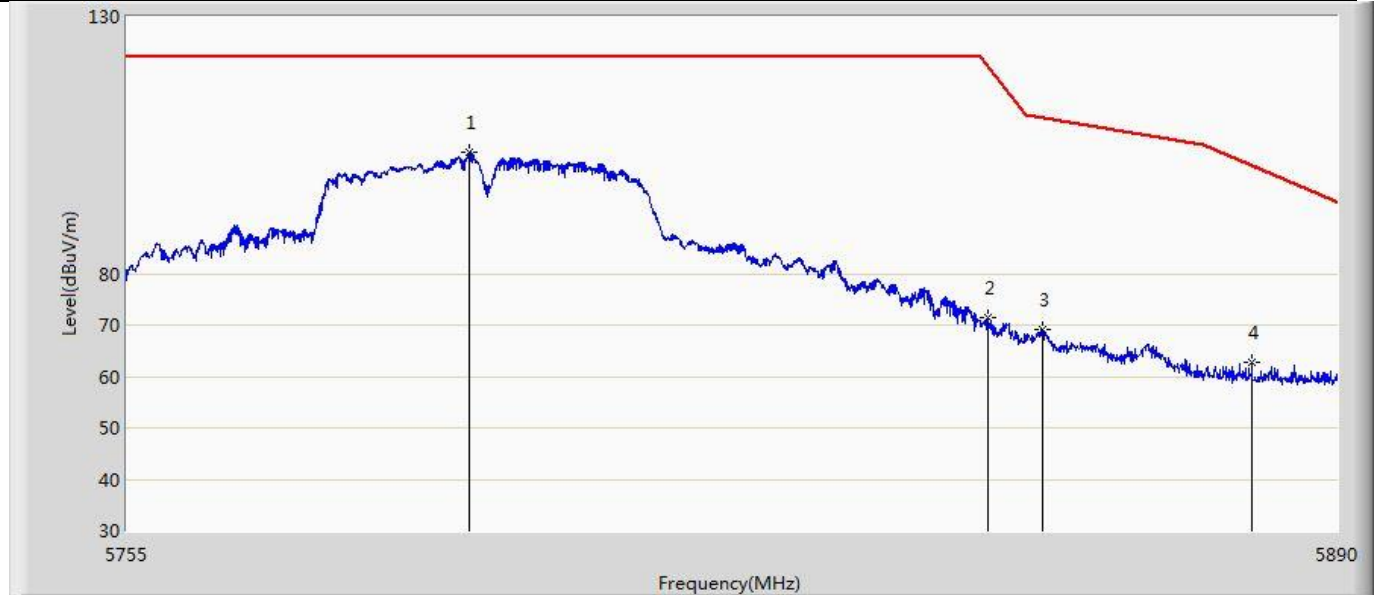
No	Mark	Frequency (MHz)	Measure Level (dBuV/m)	Reading Level (dBuV)	Over Limit (dB)	Limit (dBuV/m)	Factor (dB)	Type
1		5698.975	76.497	34.458	-27.948	104.445	42.038	PK
2		5713.145	83.954	41.922	-24.929	108.883	42.032	PK
3		5723.220	88.428	46.460	-29.715	118.143	41.968	PK
4	*	5753.185	105.536	63.513	-16.664	122.200	42.022	PK

Profile: 2180545R	Page No.: 9
Engineer: Julius zhou	
Site: AC5	Time: 2021/11/25 - 23:31
Limit: FCC-15.407 new	Margin: 0
Probe: Horn_3117_00123988_(1-18GHz)	Polarity: Horizontal
EUT: LPS (Local Positioning System)	Power: DC3.3V
Note: Mode 2:Transmit at 5795MHz by 11ac40	



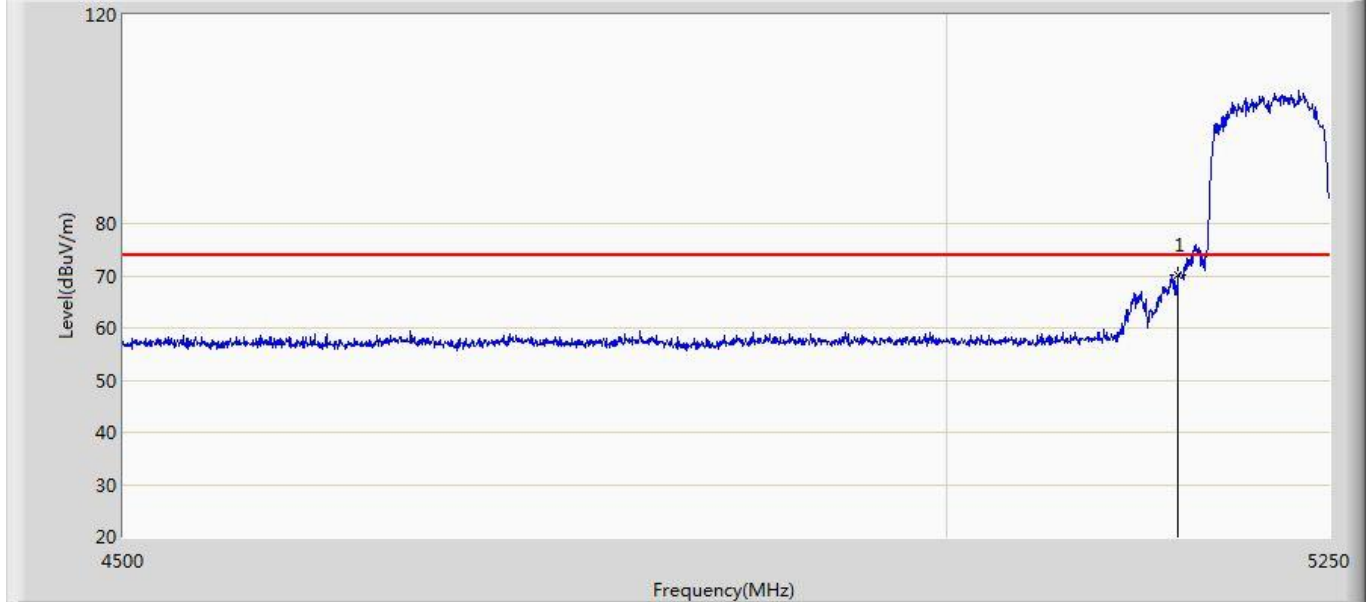
No	Mark	Frequency (MHz)	Measure Level (dBuV/m)	Reading Level (dBuV)	Over Limit (dB)	Limit (dBuV/m)	Factor (dB)	Type
1	*	5790.842	110.659	68.578	-11.541	122.200	42.081	PK
2		5851.390	84.161	42.200	-34.869	119.030	41.961	PK
3		5868.265	78.306	36.275	-28.778	107.084	42.031	PK
4		5882.777	72.255	30.126	-27.169	99.424	42.129	PK

Profile: 2180545R	Page No.: 10
Engineer: Julius zhou	
Site: AC5	Time: 2021/11/25 - 23:33
Limit: FCC-15.407 new	Margin: 0
Probe: Horn_3117_00123988_(1-18GHz)	Polarity: Vertical
EUT: LPS (Local Positioning System)	Power: DC3.3V
Note: Mode 2:Transmit at 5795MHz by 11ac40	



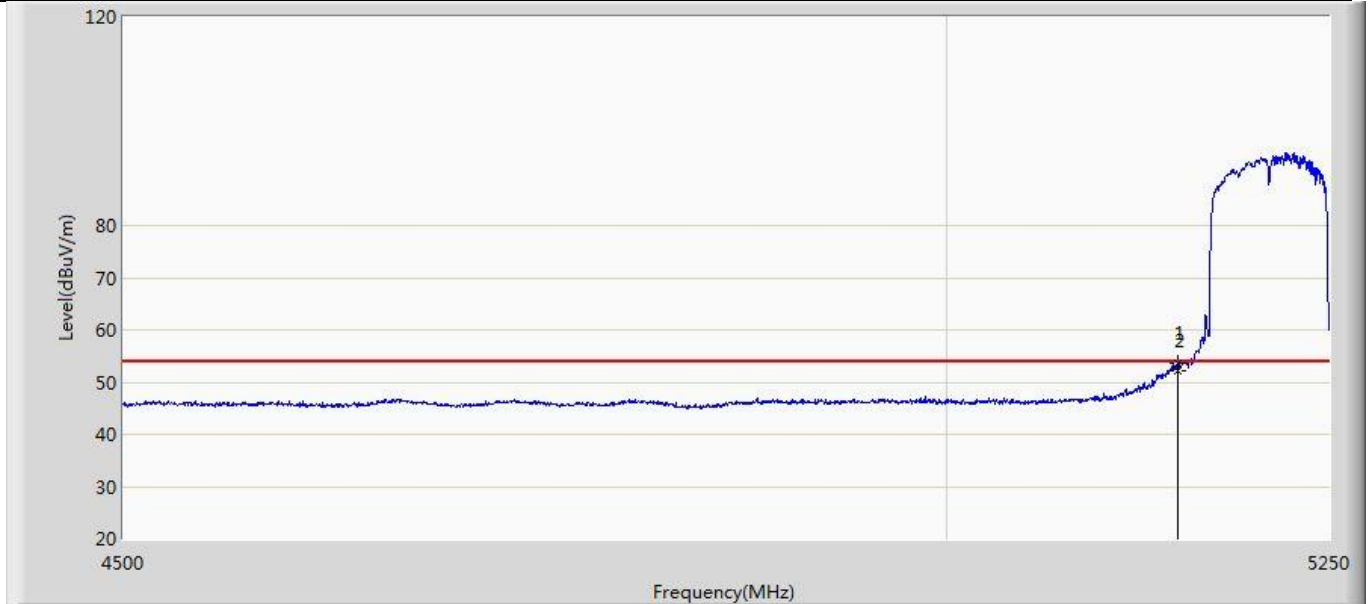
No	Mark	Frequency (MHz)	Measure Level (dBuV/m)	Reading Level (dBuV)	Over Limit (dB)	Limit (dBuV/m)	Factor (dB)	Type
1	*	5792.935	103.573	61.477	-18.627	122.200	42.096	PK
2		5850.783	71.323	29.364	-49.091	120.414	41.959	PK
3		5856.925	69.208	27.229	-41.052	110.260	41.979	PK
4		5880.415	62.682	20.576	-38.496	101.178	42.106	PK

Profile: 2180545R	Page No.: 17
Engineer: Nile	
Site: AC5	Time: 2021/11/25 - 21:41
Limit: FCC_Part15.209_RE(3m)	Margin: 0
Probe: Horn_3117_00123988_(1-18GHz)	Polarity: Horizontal
EUT: LPS (Local Positioning System)	Power: DC3.3V
Note: Mode 3:Transmit at 5210MHz by 11ac80	



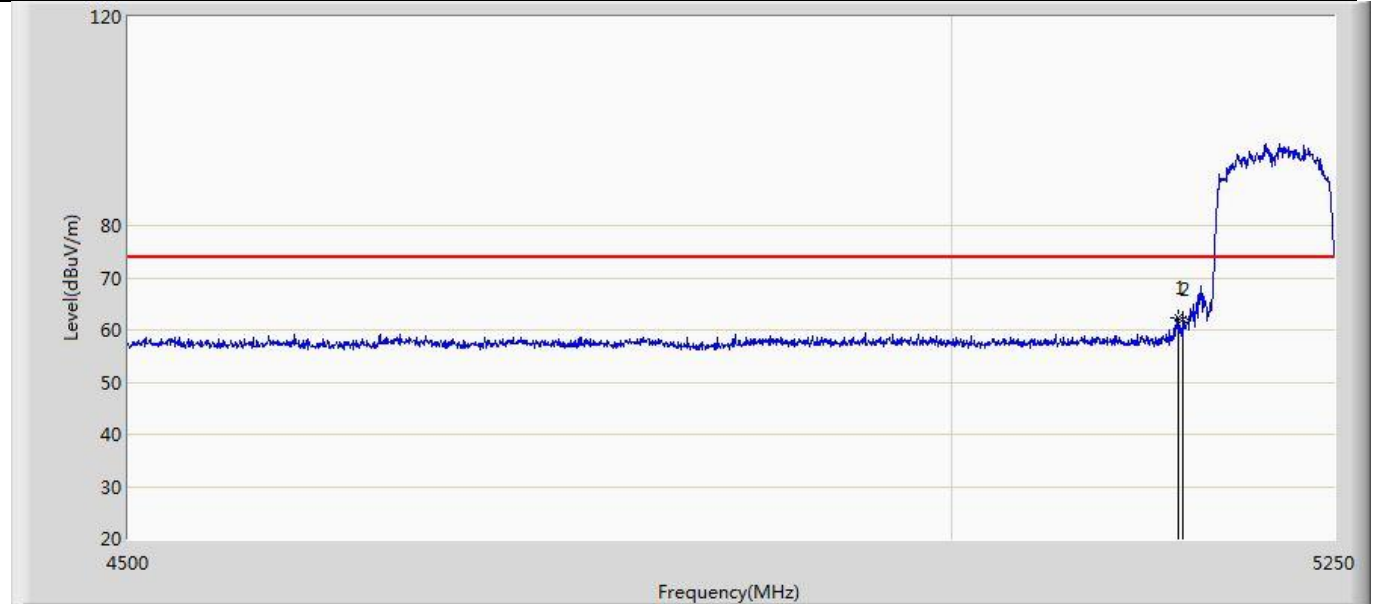
No	Mark	Frequency (MHz)	Measure Level (dBuV/m)	Reading Level (dBuV)	Over Limit (dB)	Limit (dBuV/m)	Factor (dB)	Type
1	*	5150.000	70.222	29.014	-3.778	74.000	41.208	PK

Profile: 2180545R	Page No.: 18
Engineer: Nile	
Site: AC5	Time: 2021/11/25 - 21:41
Limit: FCC_Part15.209_RE(3m)	Margin: 0
Probe: Horn_3117_00123988_(1-18GHz)	Polarity: Horizontal
EUT: LPS (Local Positioning System)	Power: DC3.3V
Note: Mode 3:Transmit at 5210MHz by 11ac80	



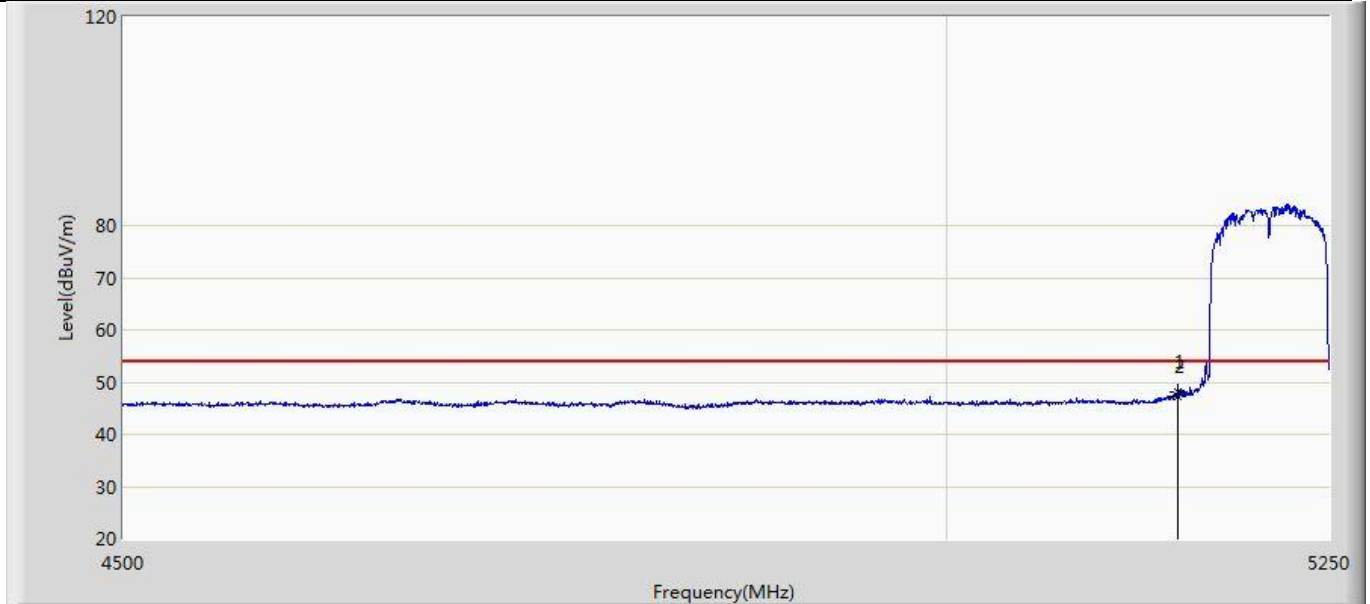
No	Mark	Frequency (MHz)	Measure Level (dBuV/m)	Reading Level (dBuV)	Over Limit (dB)	Limit (dBuV/m)	Factor (dB)	Type
1	*	5149.125	53.499	12.314	-0.501	54.000	41.185	AV
2		5150.000	52.309	11.101	-1.691	54.000	41.208	AV

Profile: 2180545R	Page No.: 19
Engineer: Nile	
Site: AC5	Time: 2021/11/25 - 21:41
Limit: FCC_Part15.209_RE(3m)	Margin: 0
Probe: Horn_3117_00123988_(1-18GHz)	Polarity: Vertical
EUT: LPS (Local Positioning System)	Power: DC3.3V
Note: Mode 3:Transmit at 5210MHz by 11ac80	



No	Mark	Frequency (MHz)	Measure Level (dBuV/m)	Reading Level (dBuV)	Over Limit (dB)	Limit (dBuV/m)	Factor (dB)	Type
1	*	5146.125	62.431	21.307	-11.569	74.000	41.124	PK
2		5150.000	62.100	20.892	-11.900	74.000	41.208	PK

Profile: 2180545R	Page No.: 20
Engineer: Nile	
Site: AC5	Time: 2021/11/25 - 21:41
Limit: FCC_Part15.209_RE(3m)	Margin: 0
Probe: Horn_3117_00123988_(1-18GHz)	Polarity: Vertical
EUT: LPS (Local Positioning System)	Power: DC3.3V
Note: Mode 3:Transmit at 5210MHz by 11ac80	



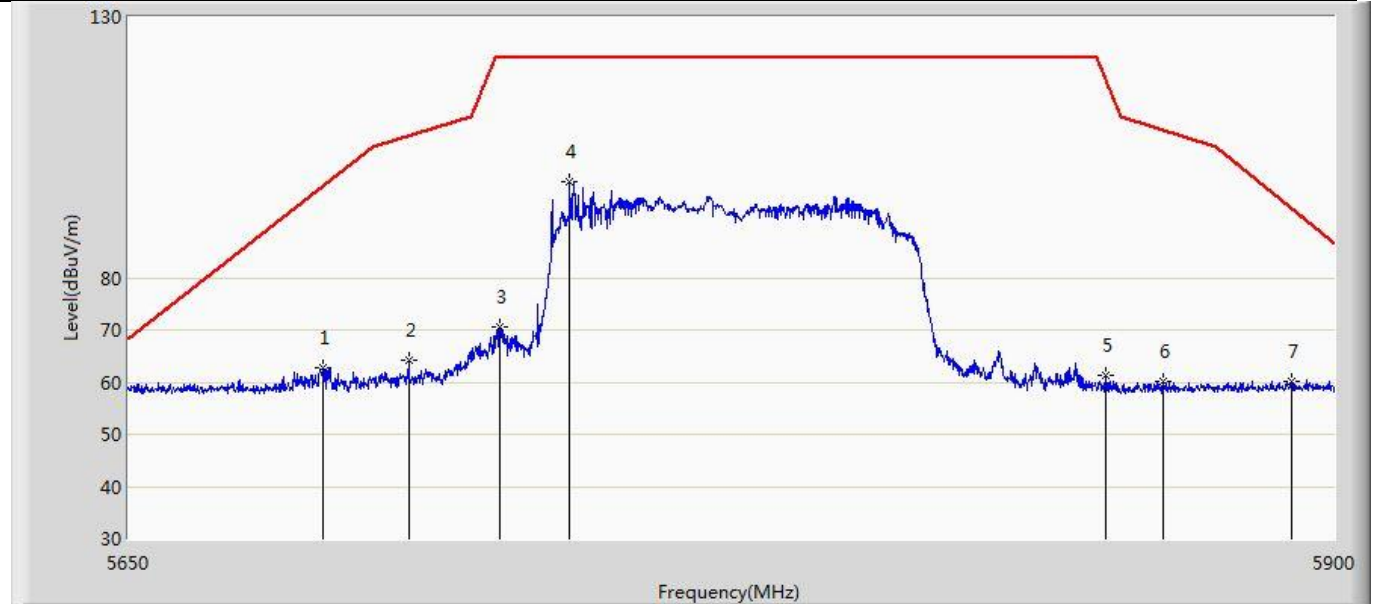
No	Mark	Frequency (MHz)	Measure Level (dBuV/m)	Reading Level (dBuV)	Over Limit (dB)	Limit (dBuV/m)	Factor (dB)	Type
1	*	5149.125	48.167	6.982	-5.833	54.000	41.185	AV
2		5150.000	47.268	6.060	-6.732	54.000	41.208	AV

Profile: 2180545R	Page No.: 11
Engineer: Julius zhou	
Site: AC5	Time: 2021/11/25 - 23:35
Limit: FCC-15.407 new	Margin: 0
Probe: Horn_3117_00123988_(1-18GHz)	Polarity: Horizontal
EUT: LPS (Local Positioning System)	Power: DC3.3V
Note: Mode 3:Transmit at 5775MHz by 11ac80	



No	Mark	Frequency (MHz)	Measure Level (dBuV/m)	Reading Level (dBuV)	Over Limit (dB)	Limit (dBuV/m)	Factor (dB)	Type
1		5690.375	70.860	28.819	-27.243	98.103	42.041	PK
2		5710.625	71.490	29.442	-36.687	108.177	42.048	PK
3		5725.625	79.300	37.348	-42.900	122.200	41.953	PK
4	*	5758.875	105.753	63.596	-16.447	122.200	42.156	PK
5		5850.625	71.045	29.087	-49.729	120.774	41.959	PK
6		5865.250	69.280	27.266	-38.648	107.928	42.013	PK
7		5884.000	60.650	18.509	-37.867	98.517	42.141	PK

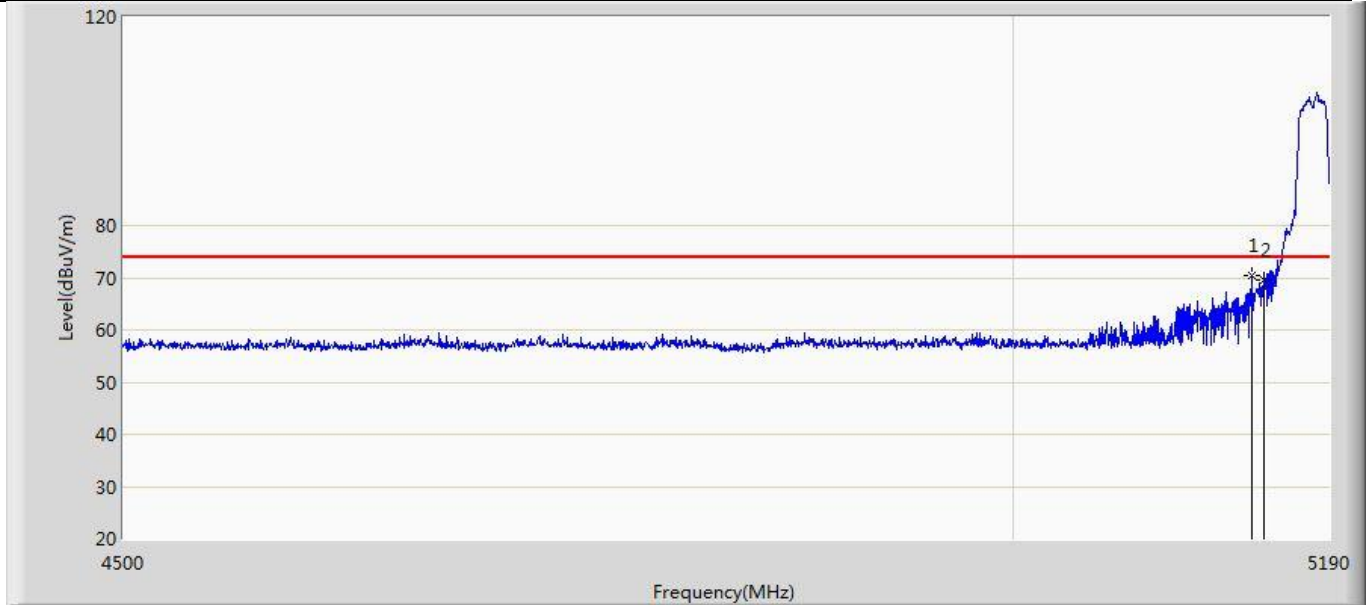
Profile: 2180545R	Page No.: 12
Engineer: Julius zhou	
Site: AC5	Time: 2021/11/25 - 23:37
Limit: FCC-15.407 new	Margin: 0
Probe: Horn_3117_00123988_(1-18GHz)	Polarity: Vertical
EUT: LPS (Local Positioning System)	Power: DC3.3V
Note: Mode 3:Transmit at 5775MHz by 11ac80	



No	Mark	Frequency (MHz)	Measure Level (dBuV/m)	Reading Level (dBuV)	Over Limit (dB)	Limit (dBuV/m)	Factor (dB)	Type
1		5689.625	62.805	20.757	-34.744	97.549	42.048	PK
2		5707.250	64.195	22.140	-43.037	107.232	42.055	PK
3		5726.000	70.464	28.514	-51.736	122.200	41.950	PK
4	*	5740.375	98.393	56.584	-23.807	122.200	41.809	PK
5		5852.000	61.366	19.403	-56.273	117.639	41.963	PK
6		5864.000	60.088	18.082	-48.189	108.278	42.007	PK
7		5891.125	60.087	17.877	-33.146	93.233	42.210	PK

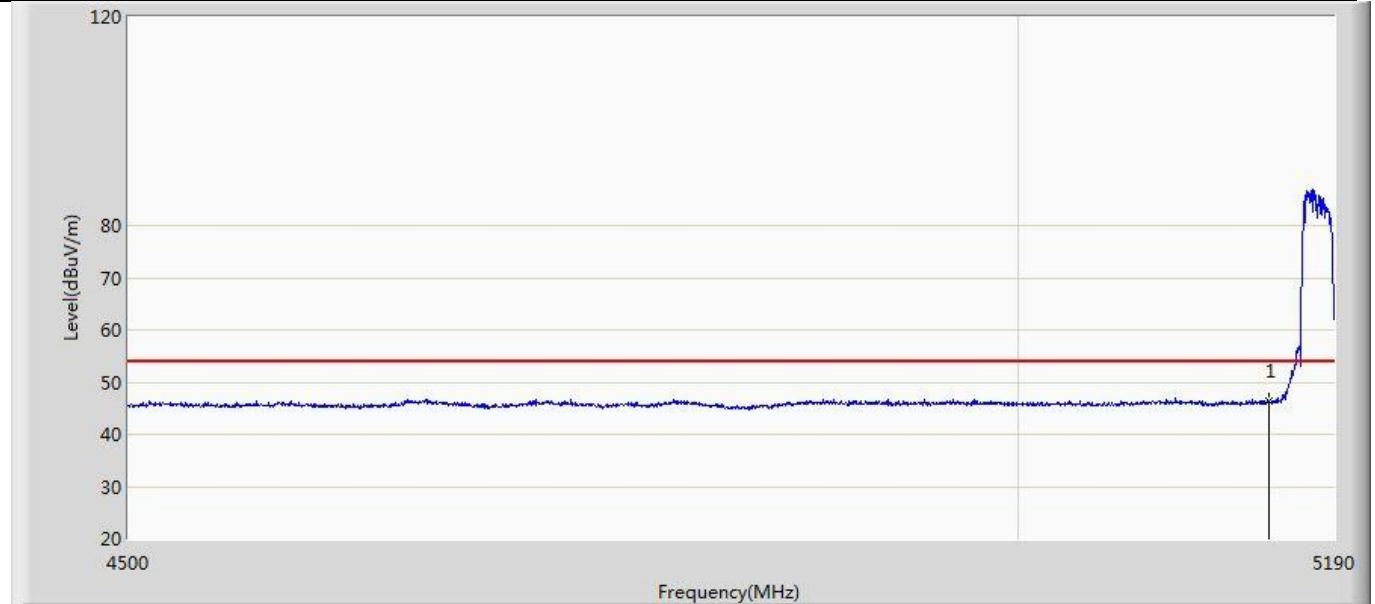
ANT-DB1-RAF-RPS: SISO-Ant2

Profile: 2180545R	Page No.: 1
Engineer: Nile	
Site: AC5	Time: 2021/11/25 - 21:21
Limit: FCC_Part15.209_RE(3m)	Margin: 0
Probe: Horn_3117_00123988_(1-18GHz)	Polarity: Horizontal
EUT: LPS (LOCAL POSITIONING SYSTEM)	Power: DC3.3V
Note: Mode 1:Transmit at 5180MHz by 11ac20 SISO	



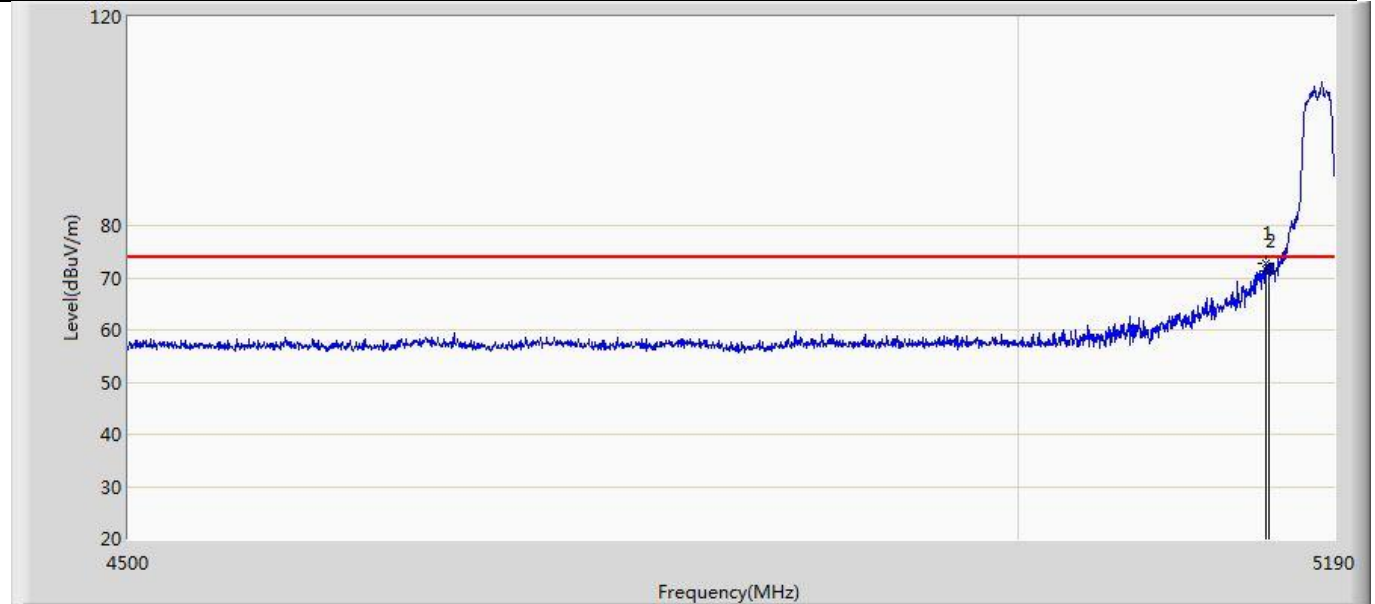
No	Mark	Frequency (MHz)	Measure Level (dBuV/m)	Reading Level (dBuV)	Over Limit (dB)	Limit (dBuV/m)	Factor (dB)	Type
1	*	5143.080	70.372	29.299	-3.628	74.000	41.073	PK
2		5150.000	69.431	28.223	-4.569	74.000	41.208	PK

Profile: 2180545R	Page No.: 2
Engineer: Nile	
Site: AC5	Time: 2021/11/16 - 19:15
Limit: FCC_Part15.209_RE(3m)	Margin: 0
Probe: Horn_3117_00123988_(1-18GHz)	Polarity: Horizontal
EUT: LPS (LOCAL POSITIONING SYSTEM)	Power: DC3.3V
Note: Mode 1:Transmit at 5180MHz by 11ac20 SISO	



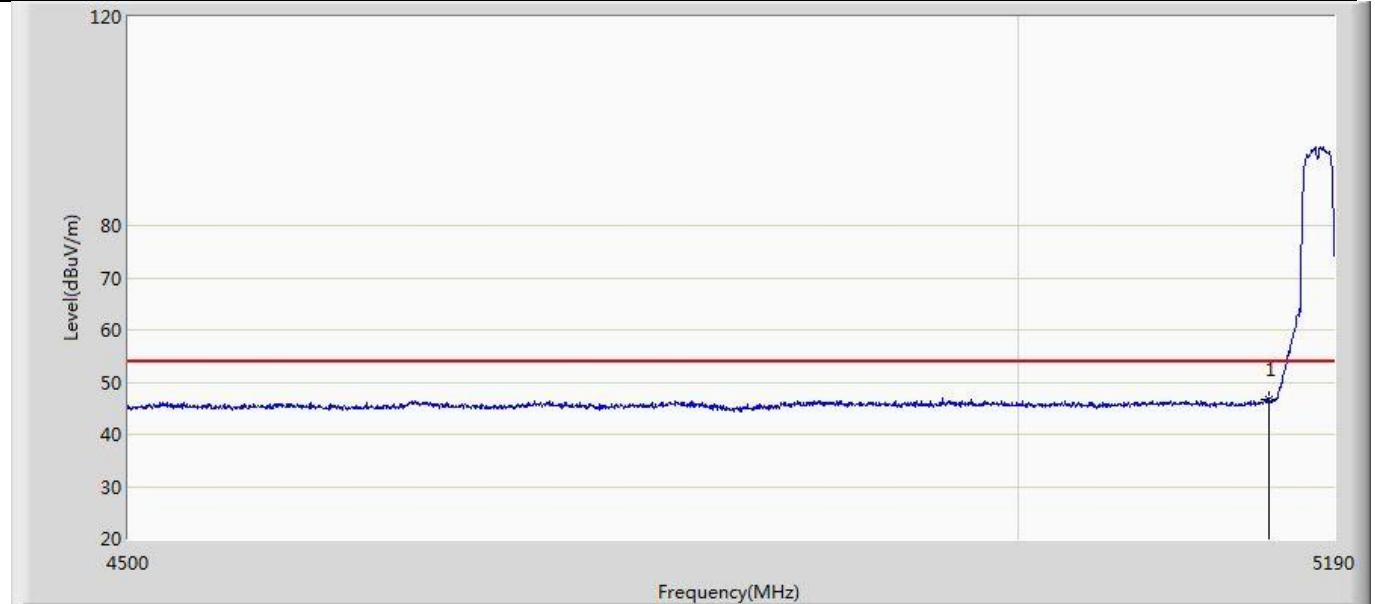
No	Mark	Frequency (MHz)	Measure Level (dBuV/m)	Reading Level (dBuV)	Over Limit (dB)	Limit (dBuV/m)	Factor (dB)	Type
1	*	5150.000	46.294	5.086	-7.706	54.000	41.208	AV

Profile: 2180545R	Page No.: 3
Engineer: Nile	
Site: AC5	Time: 2021/11/25 - 21:22
Limit: FCC_Part15.209_RE(3m)	Margin: 0
Probe: Horn_3117_00123988_(1-18GHz)	Polarity: Vertical
EUT: LPS (LOCAL POSITIONING SYSTEM)	Power: DC3.3V
Note: Mode 1:Transmit at 5180MHz by 11ac20 SISO	



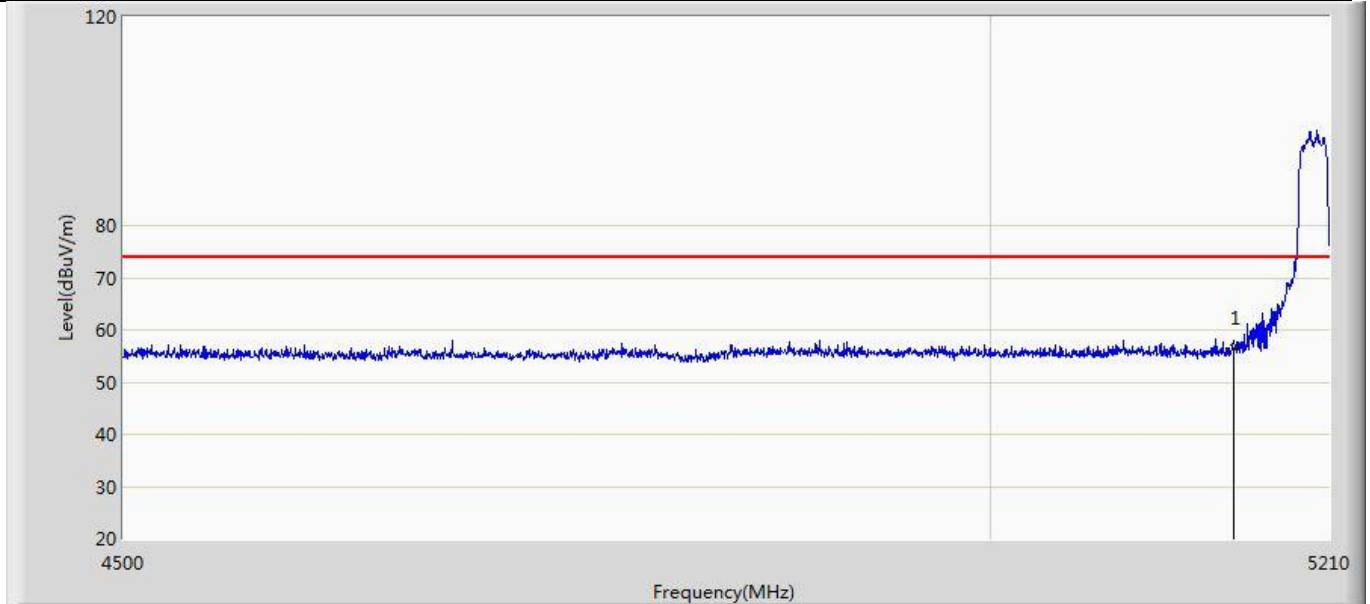
No	Mark	Frequency (MHz)	Measure Level (dBuV/m)	Reading Level (dBuV)	Over Limit (dB)	Limit (dBuV/m)	Factor (dB)	Type
1	*	5148.600	72.659	31.488	-1.341	74.000	41.171	PK
2		5150.000	71.198	29.990	-2.802	74.000	41.208	PK

Profile: 2180545R	Page No.: 4
Engineer: Nile	
Site: AC5	Time: 2021/11/25 - 21:22
Limit: FCC_Part15.209_RE(3m)	Margin: 0
Probe: Horn_3117_00123988_(1-18GHz)	Polarity: Vertical
EUT: LPS (LOCAL POSITIONING SYSTEM)	Power: DC3.3V
Note: Mode 1:Transmit at 5180MHz by 11ac20 SISO	



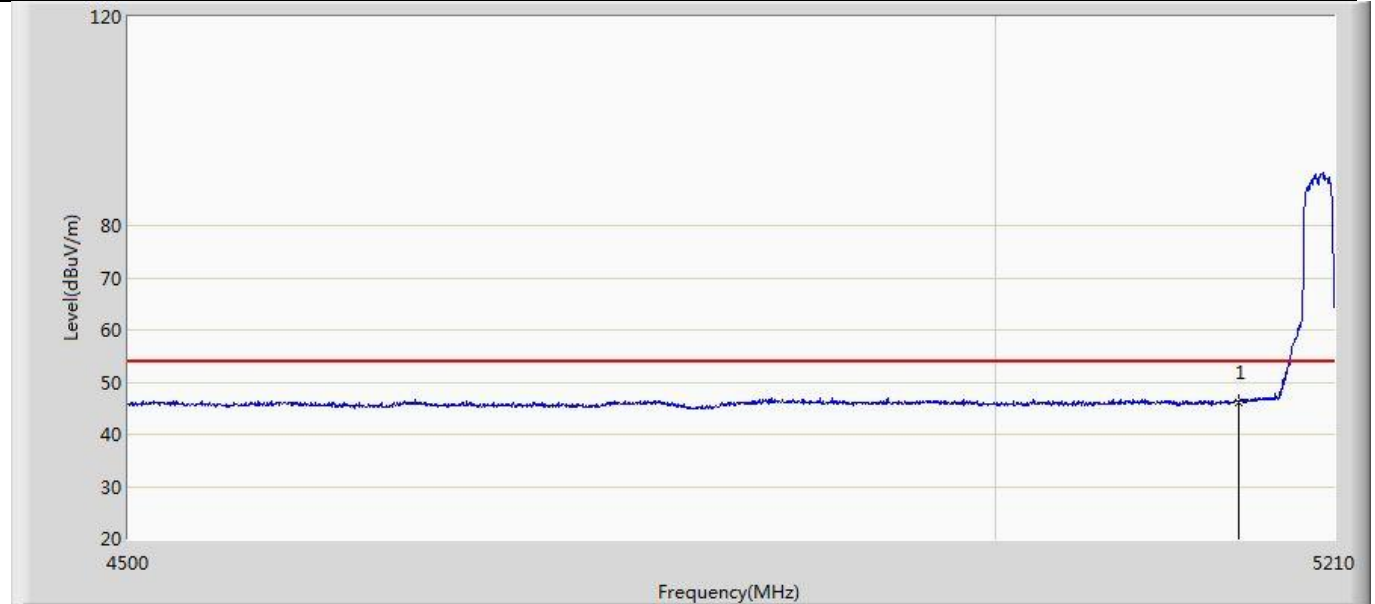
No	Mark	Frequency (MHz)	Measure Level (dBuV/m)	Reading Level (dBuV)	Over Limit (dB)	Limit (dBuV/m)	Factor (dB)	Type
1	*	5150.000	46.789	5.581	-7.211	54.000	41.208	AV

Profile: 2180545R	Page No.: 5
Engineer: Nile	
Site: AC5	Time: 2021/12/03 - 20:29
Limit: FCC_Part15.209_RE(3m)	Margin: 0
Probe: Horn_3117_00123988_(1-18GHz)	Polarity: Horizontal
EUT: LPS (LOCAL POSITIONING SYSTEM)	Power: DC3.3V
Note: Mode 1:Transmit at 5200MHz by 11ac20 SISO	



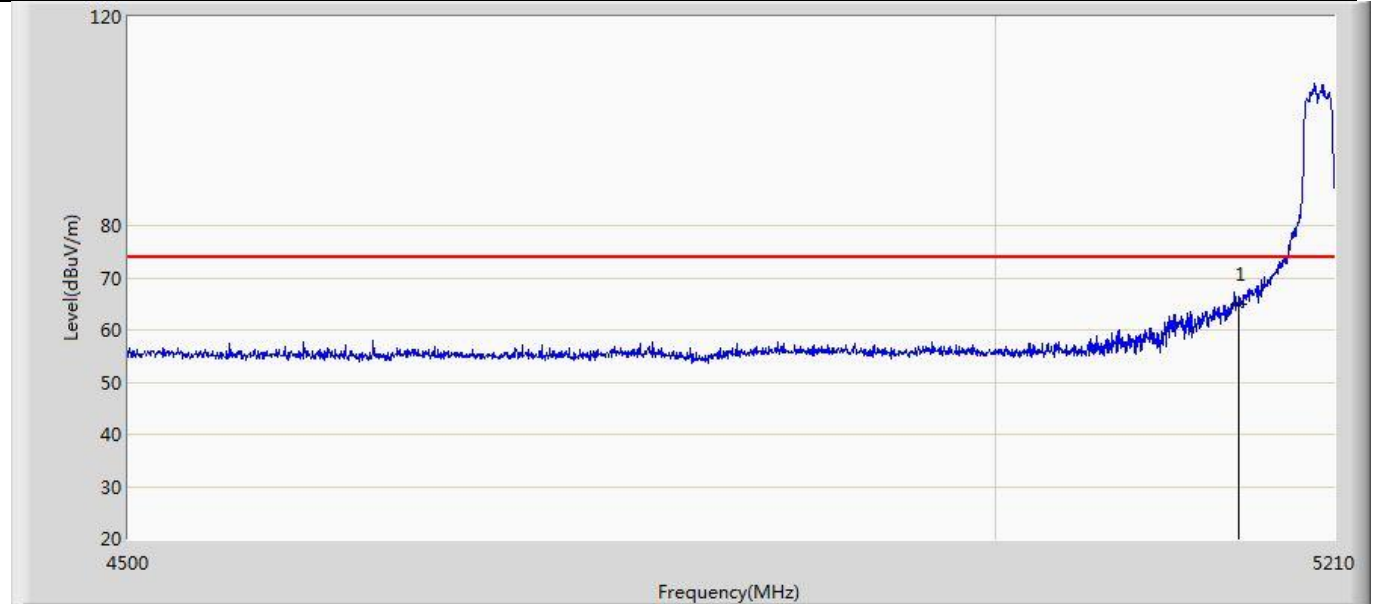
No	Mark	Frequency (MHz)	Measure Level (dBuV/m)	Reading Level (dBuV)	Over Limit (dB)	Limit (dBuV/m)	Factor (dB)	Type
1	*	5150.000	56.442	15.234	-17.558	74.000	41.208	PK

Profile: 2180545R	Page No.: 6
Engineer: Nile	
Site: AC5	Time: 2021/12/03 - 20:28
Limit: FCC_Part15.209_RE(3m)	Margin: 0
Probe: Horn_3117_00123988_(1-18GHz)	Polarity: Horizontal
EUT: LPS (LOCAL POSITIONING SYSTEM)	Power: DC3.3V
Note: Mode 1:Transmit at 5200MHz by 11ac20 SISO	



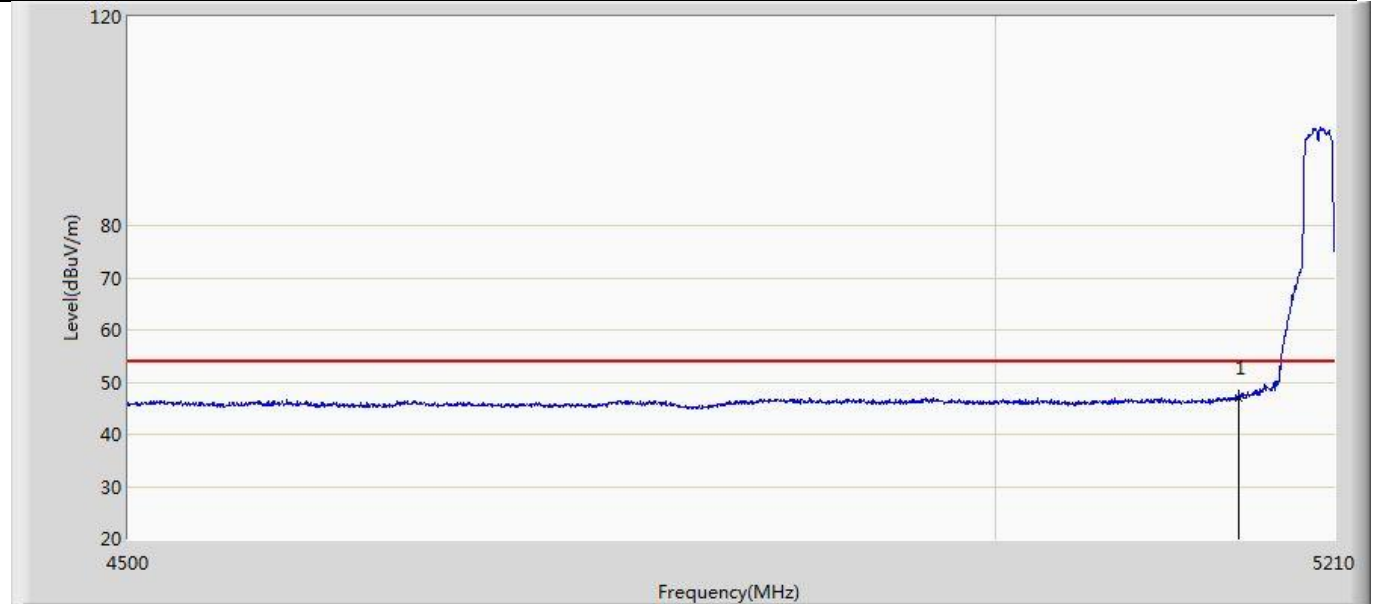
No	Mark	Frequency (MHz)	Measure Level (dBuV/m)	Reading Level (dBuV)	Over Limit (dB)	Limit (dBuV/m)	Factor (dB)	Type
1	*	5150.000	46.195	4.987	-7.805	54.000	41.208	AV

Profile: 2180545R	Page No.: 7
Engineer: Nile	
Site: AC5	Time: 2021/12/03 - 20:31
Limit: FCC_Part15.209_RE(3m)	Margin: 0
Probe: Horn_3117_00123988_(1-18GHz)	Polarity: Vertical
EUT: LPS (LOCAL POSITIONING SYSTEM)	Power: DC3.3V
Note: Mode 1:Transmit at 5200MHz by 11ac20 SISO	



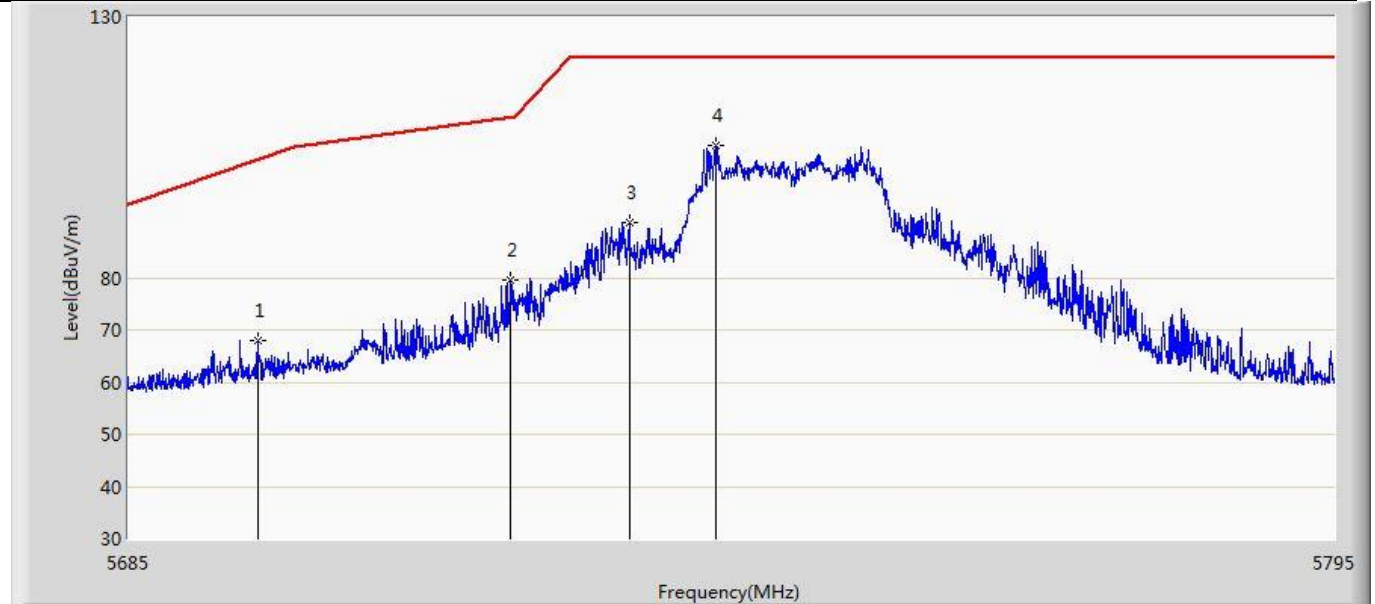
No	Mark	Frequency (MHz)	Measure Level (dBuV/m)	Reading Level (dBuV)	Over Limit (dB)	Limit (dBuV/m)	Factor (dB)	Type
1	*	5150.000	64.938	23.730	-9.062	74.000	41.208	PK

Profile: 2180545R	Page No.: 8
Engineer: Nile	
Site: AC5	Time: 2021/12/03 - 20:30
Limit: FCC_Part15.209_RE(3m)	Margin: 0
Probe: Horn_3117_00123988_(1-18GHz)	Polarity: Vertical
EUT: LPS (LOCAL POSITIONING SYSTEM)	Power: DC3.3V
Note: Mode 1:Transmit at 5200MHz by 11ac20 SISO	



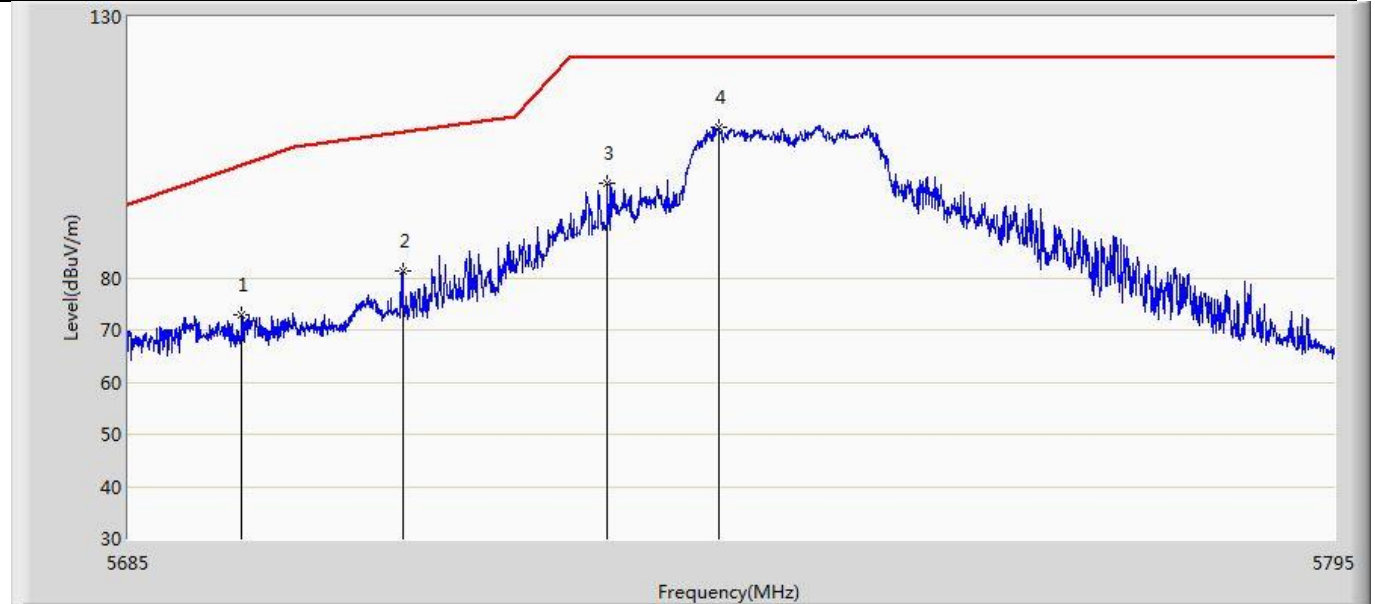
No	Mark	Frequency (MHz)	Measure Level (dBuV/m)	Reading Level (dBuV)	Over Limit (dB)	Limit (dBuV/m)	Factor (dB)	Type
1	*	5150.000	46.879	5.671	-7.121	54.000	41.208	AV

Profile: 2180545R	Page No.: 1
Engineer: Nile	
Site: AC5	Time: 2021/11/16 - 19:15
Limit: FCC-15.407 new	Margin: 0
Probe: Horn_3117_00123988_(1-18GHz)	Polarity: Horizontal
EUT: LPS (LOCAL POSITIONING SYSTEM)	Power: DC3.3V
Note: Mode 1:Transmit at 5745MHz by 11ac20 SISO	



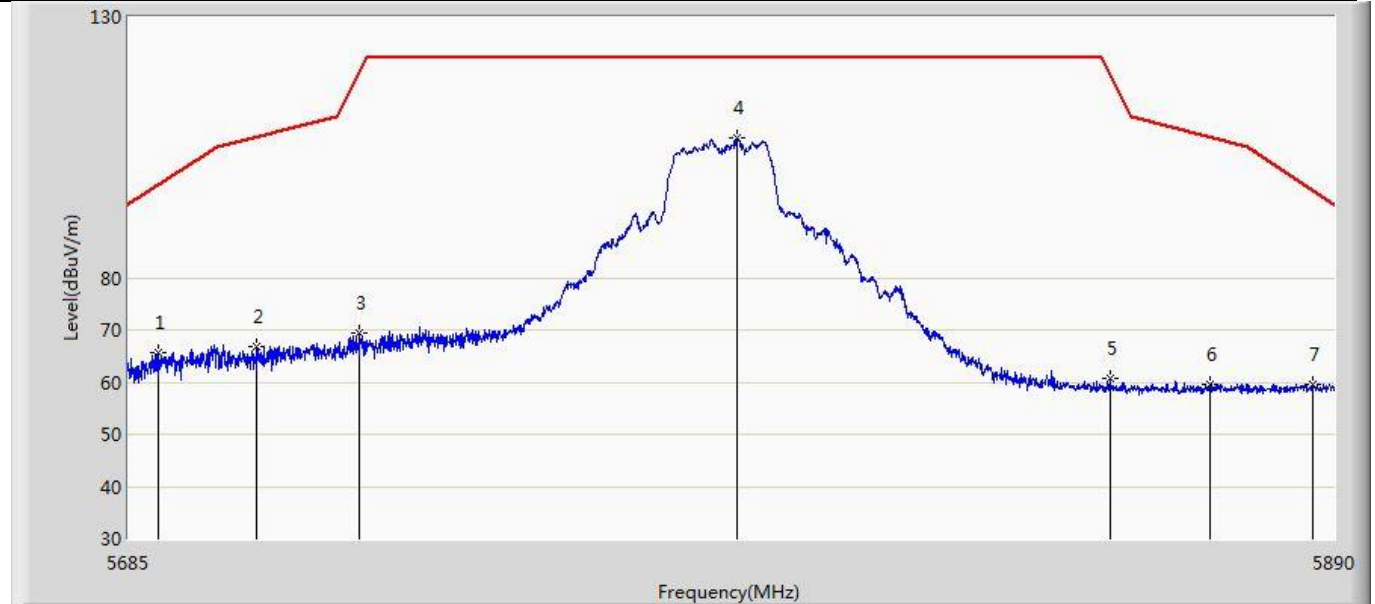
No	Mark	Frequency (MHz)	Measure Level (dBuV/m)	Reading Level (dBuV)	Over Limit (dB)	Limit (dBuV/m)	Factor (dB)	Type
1		5696.715	67.974	25.940	-34.805	102.779	42.034	PK
2		5719.650	79.587	37.597	-31.115	110.702	41.991	PK
3		5730.485	90.560	48.654	-31.640	122.200	41.906	PK
4	*	5738.295	105.354	63.524	-16.846	122.200	41.829	PK

Profile: 2180545R	Page No.: 2
Engineer: Nile	
Site: AC5	Time: 2021/11/25 - 23:15
Limit: FCC-15.407 new	Margin: 0
Probe: Horn_3117_00123988_(1-18GHz)	Polarity: Vertical
EUT: LPS (LOCAL POSITIONING SYSTEM)	Power: DC3.3V
Note: Mode 1:Transmit at 5745MHz by 11ac20 SISO	



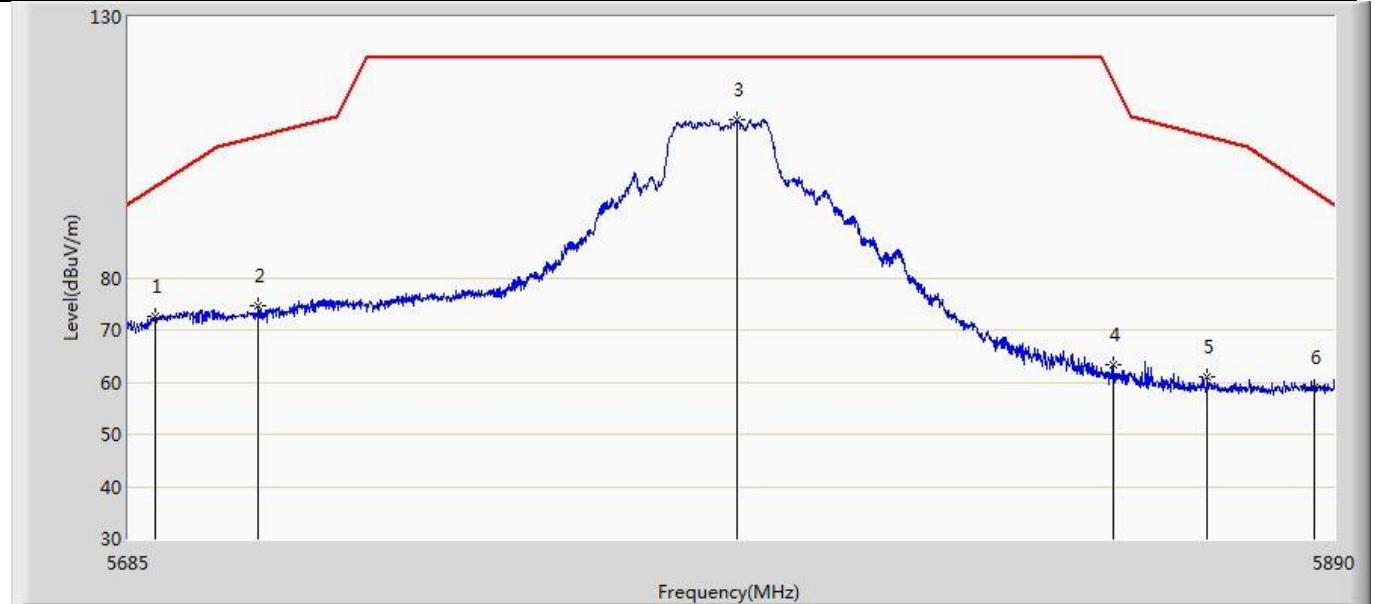
No	Mark	Frequency (MHz)	Measure Level (dBuV/m)	Reading Level (dBuV)	Over Limit (dB)	Limit (dBuV/m)	Factor (dB)	Type
1		5695.285	72.959	30.928	-28.766	101.725	42.032	PK
2		5709.915	81.309	39.256	-26.670	107.979	42.053	PK
3		5728.450	98.023	56.097	-24.177	122.200	41.926	PK
4	*	5738.625	108.879	67.053	-13.321	122.200	41.827	PK

Profile: 2180545R	Page No.: 208
Engineer: Juliuszhou	
Site: AC5	Time: 2021/11/29 - 21:02
Limit: FCC-15.407 new	Margin: 0
Probe: Horn_3117_00123988_(1-18GHz)	Polarity: Horizontal
EUT: LPS (LOCAL POSITIONING SYSTEM)	Power: DC3.3V
Note: Mode 1:Transmit at 5785MHz by 11ac20	



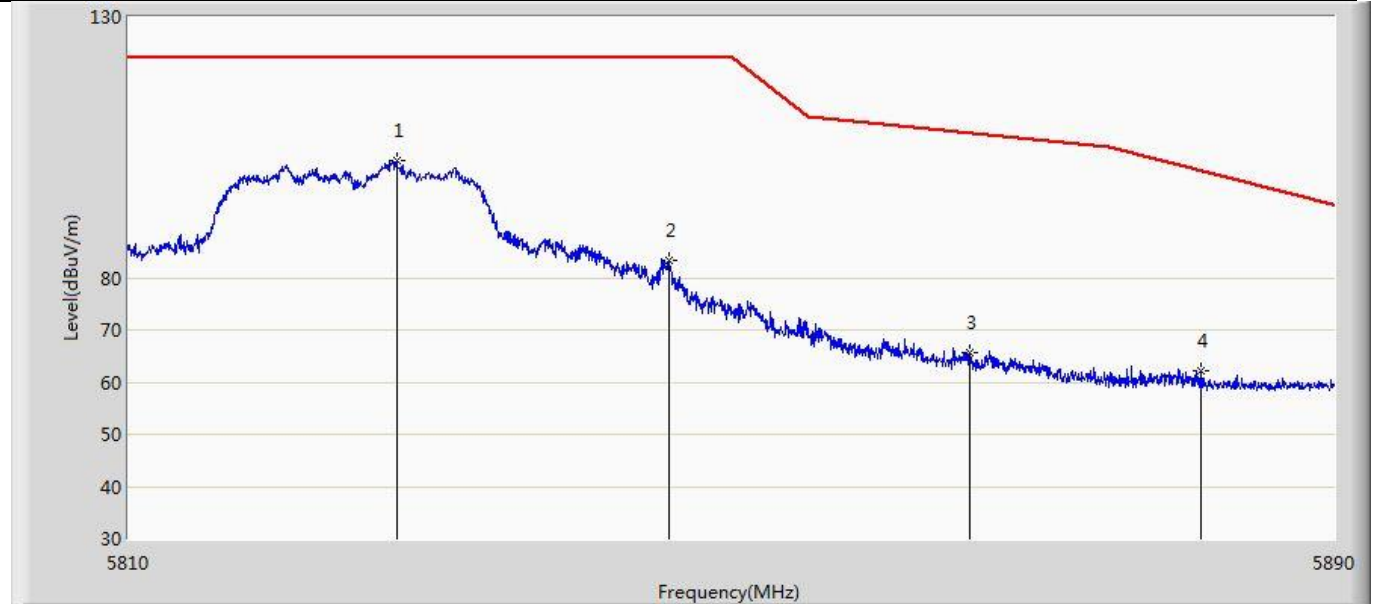
No	Mark	Frequency (MHz)	Measure Level (dBuV/m)	Reading Level (dBuV)	Over Limit (dB)	Limit (dBuV/m)	Factor (dB)	Type
1		5690.125	65.677	23.634	-32.241	97.918	42.043	PK
2		5706.525	66.876	24.823	-40.153	107.029	42.053	PK
3		5723.848	69.497	27.533	-50.078	119.574	41.963	PK
4	*	5787.705	106.866	64.807	-15.334	122.200	42.059	PK
5		5851.357	60.744	18.783	-58.361	119.105	41.961	PK
6		5868.475	59.424	17.392	-47.601	107.025	42.032	PK
7		5886.310	59.541	17.378	-37.262	96.803	42.163	PK

Profile: 2180545R	Page No.: 209
Engineer: Juliuszhou	
Site: AC5	Time: 2021/11/29 - 21:04
Limit: FCC-15.407 new	Margin: 0
Probe: Horn_3117_00123988_(1-18GHz)	Polarity: Vertical
EUT: LPS (LOCAL POSITIONING SYSTEM)	Power: DC3.3V
Note: Mode 1:Transmit at 5785MHz by 11ac20	



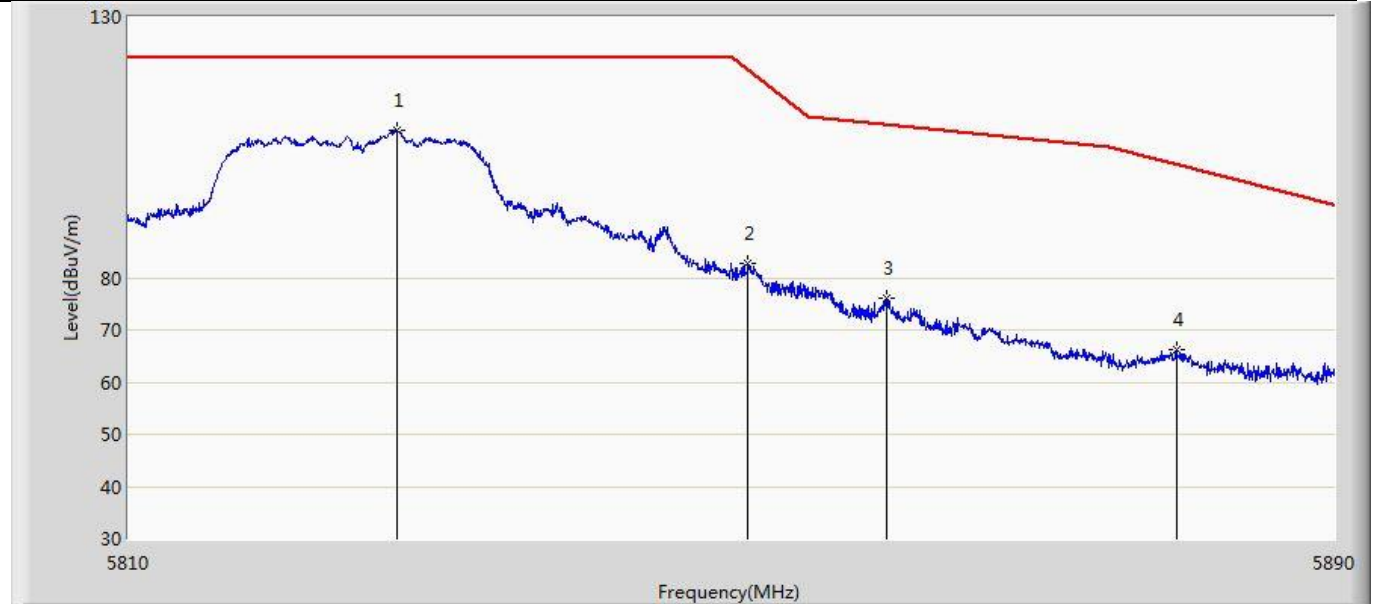
No	Mark	Frequency (MHz)	Measure Level (dBuV/m)	Reading Level (dBuV)	Over Limit (dB)	Limit (dBuV/m)	Factor (dB)	Type
1		5689.612	72.546	30.498	-24.994	97.540	42.048	PK
2		5706.730	74.568	32.514	-32.519	107.087	42.054	PK
3	*	5787.705	110.296	68.237	-11.904	122.200	42.059	PK
4		5851.973	63.301	21.338	-54.400	117.700	41.963	PK
5		5868.167	60.957	18.927	-46.154	107.111	42.031	PK
6		5886.618	58.871	16.705	-37.703	96.575	42.166	PK

Profile: 2180545R	Page No.: 5
Engineer: Nile	
Site: AC5	Time: 2021/11/25 - 23:21
Limit: FCC-15.407 new	Margin: 0
Probe: Horn_3117_00123988_(1-18GHz)	Polarity: Horizontal
EUT: LPS (LOCAL POSITIONING SYSTEM)	Power: DC3.3V
Note: Mode 1:Transmit at 5805MHz by 11ac20 SISO	



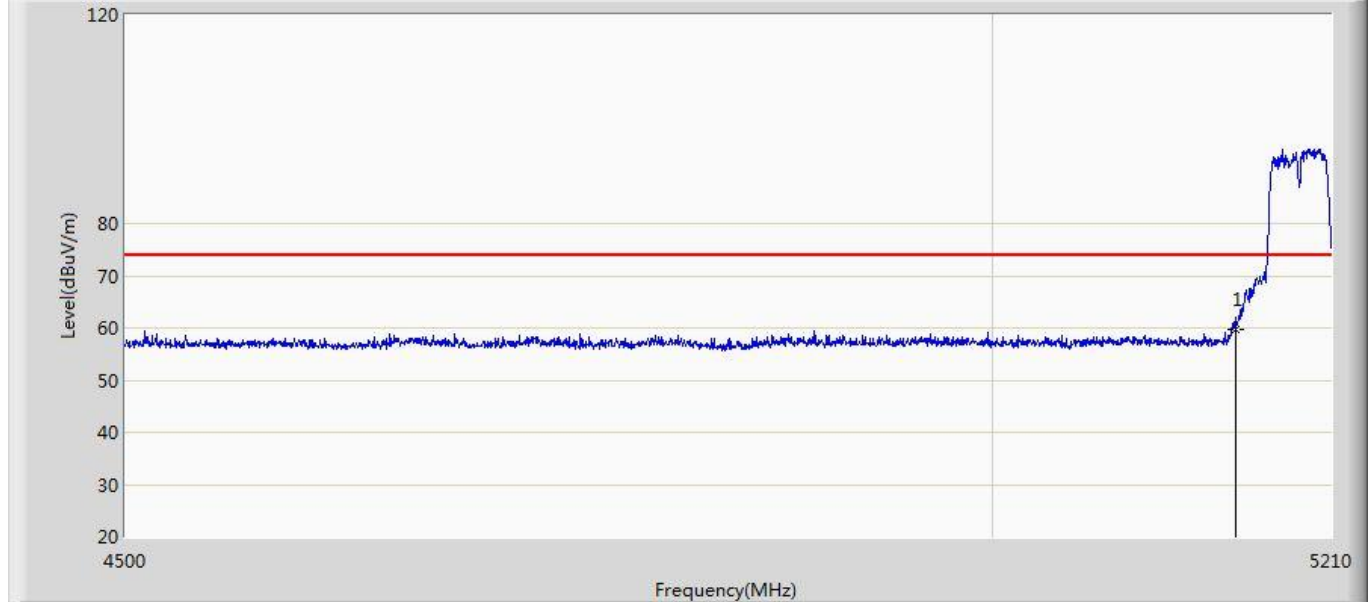
No	Mark	Frequency (MHz)	Measure Level (dBuV/m)	Reading Level (dBuV)	Over Limit (dB)	Limit (dBuV/m)	Factor (dB)	Type
1	*	5827.720	102.353	60.358	-19.847	122.200	41.996	PK
2		5845.800	83.331	41.388	-38.869	122.200	41.943	PK
3		5865.680	65.637	23.621	-42.170	107.807	42.016	PK
4		5881.160	62.167	20.054	-38.457	100.625	42.114	PK

Profile: 2180545R	Page No.: 6
Engineer: Nile	
Site: AC5	Time: 2021/11/25 - 23:24
Limit: FCC-15.407 new	Margin: 0
Probe: Horn_3117_00123988_(1-18GHz)	Polarity: Vertical
EUT: LPS (LOCAL POSITIONING SYSTEM)	Power: DC3.3V
Note: Mode 1:Transmit at 5805MHz by 11ac20 SISO	



No	Mark	Frequency (MHz)	Measure Level (dBuV/m)	Reading Level (dBuV)	Over Limit (dB)	Limit (dBuV/m)	Factor (dB)	Type
1	*	5827.760	108.350	66.355	-13.850	122.200	41.996	PK
2		5851.000	82.618	40.658	-37.302	119.919	41.960	PK
3		5860.160	76.147	34.158	-33.206	109.353	41.989	PK
4		5879.480	66.185	24.088	-35.687	101.872	42.097	PK

Profile: 2180545R	Page No.: 9
Engineer: Nile	
Site: AC5	Time: 2021/11/25 - 21:27
Limit: FCC_Part15.209_RE(3m)	Margin: 0
Probe: Horn_3117_00123988_(1-18GHz)	Polarity: Horizontal
EUT: LPS (LOCAL POSITIONING SYSTEM)	Power: DC3.3V
Note: Mode 2:Transmit at 5190MHz by 11ac40 SISO	



No	Mark	Frequency (MHz)	Measure Level (dBuV/m)	Reading Level (dBuV)	Over Limit (dB)	Limit (dBuV/m)	Factor (dB)	Type
1	*	5150.000	59.678	18.470	-14.322	74.000	41.208	PK