



# Report –PT00014349 and PT00039248

TE Connectivity Ltd.

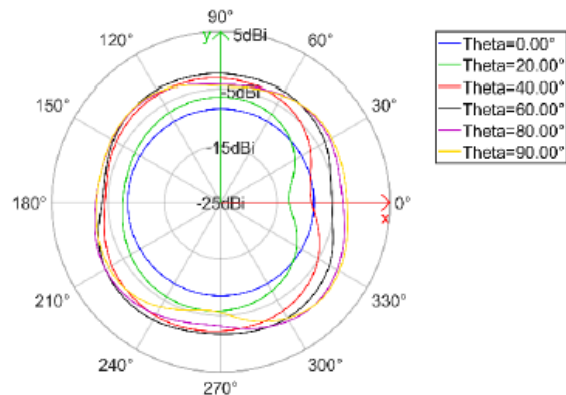
Mühlenstrasse 26  
8200 Schaffhausen  
Switzerland

# Measurement data

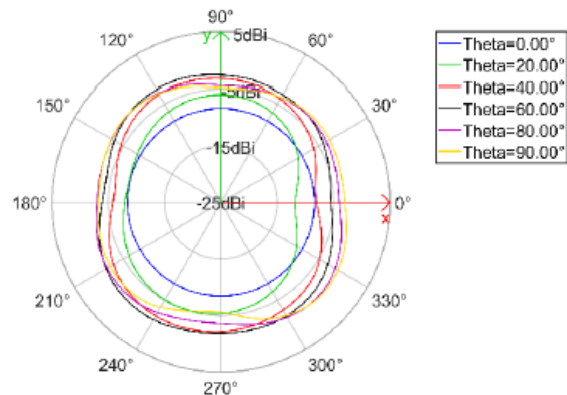
Part number	Measurement Frequency [MHz]	Peak gain [dBi]
PT00014349	2410	-1.77
	5600	2.57
PT00039248 (Fakra A)	2483	0.105
	5850	0.06

# Radiation Plots for PT00014349

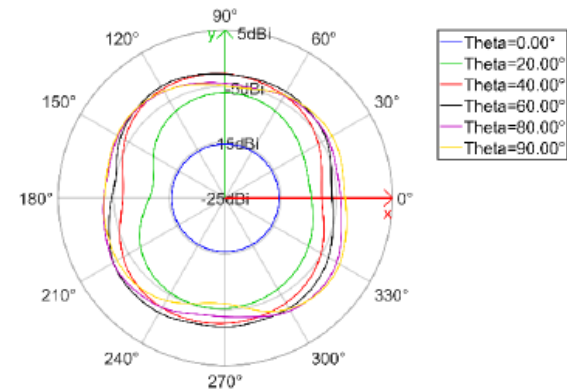
radiation pattern of the antenna (azimuth cut)  
realized gain (E\_Total, Freq = 2400.00 MHz)



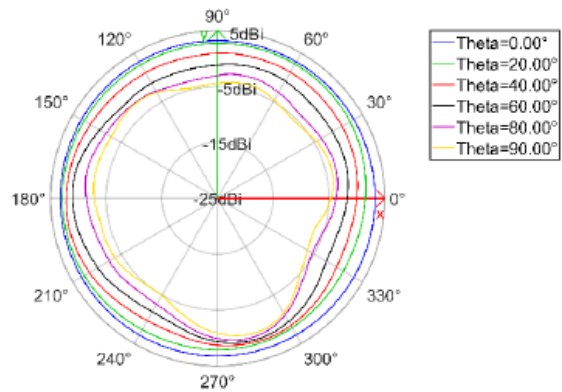
radiation pattern of the antenna (azimuth cut)  
realized gain (E\_Total, Freq = 2450.00 MHz)



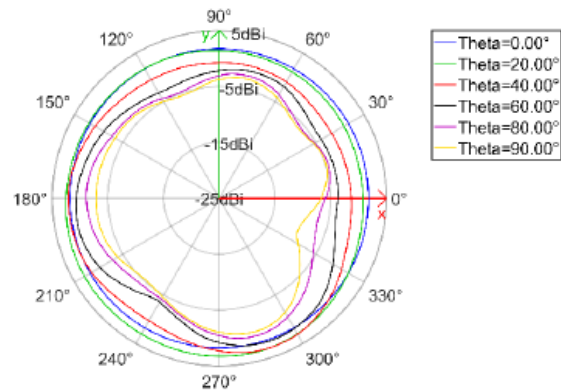
radiation pattern of the antenna (azimuth cut)  
realized gain (E\_Total, Freq = 2500.00 MHz)



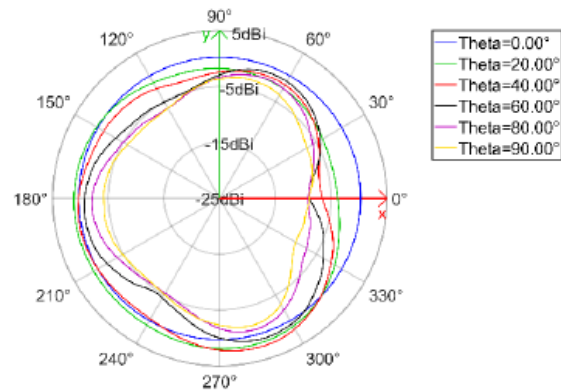
radiation pattern of the antenna (azimuth cut)  
realized gain (E\_Total, Freq = 5150.00 MHz)



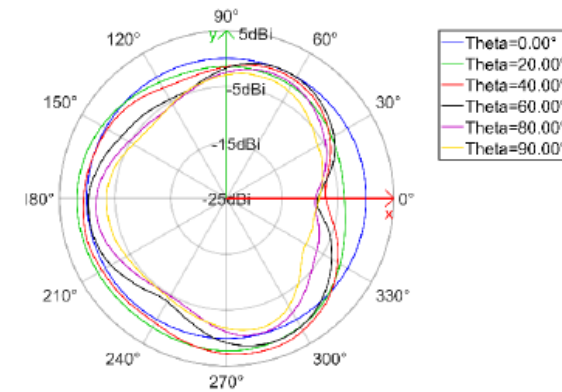
radiation pattern of the antenna (azimuth cut)  
realized gain (E\_Total, Freq = 5500.00 MHz)



radiation pattern of the antenna (azimuth cut)  
realized gain (E\_Total, Freq = 5850.00 MHz)

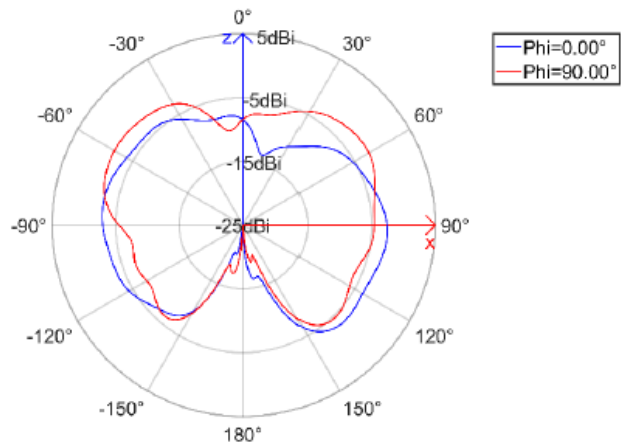


radiation pattern of the antenna (azimuth cut)  
realized gain (E\_Total, Freq = 5950.00 MHz)

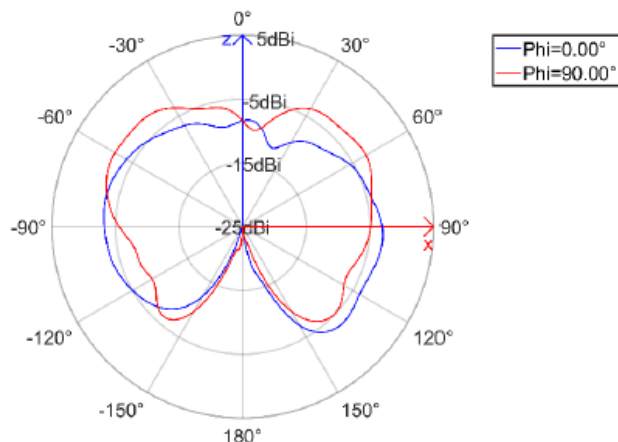


# Radiation Plots for PT00014349

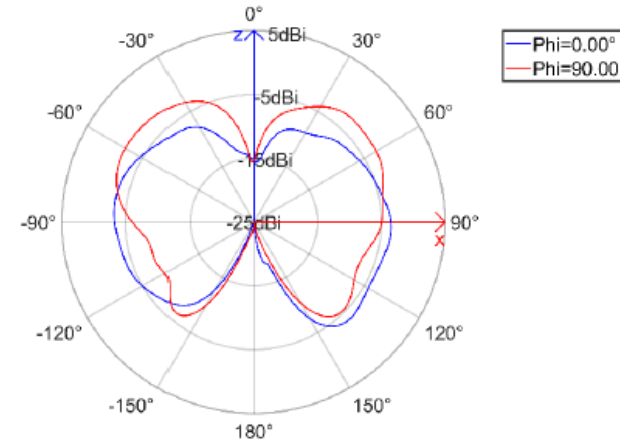
radiation pattern of the antenna (elevation cut)  
realized gain (E\_Total, Freq = 2400.00 MHz)



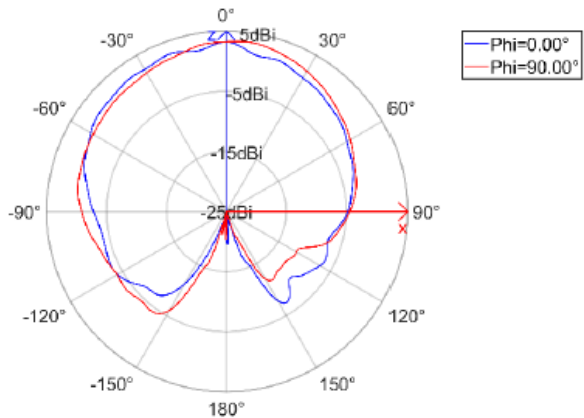
radiation pattern of the antenna (elevation cut)  
realized gain (E\_Total, Freq = 2450.00 MHz)



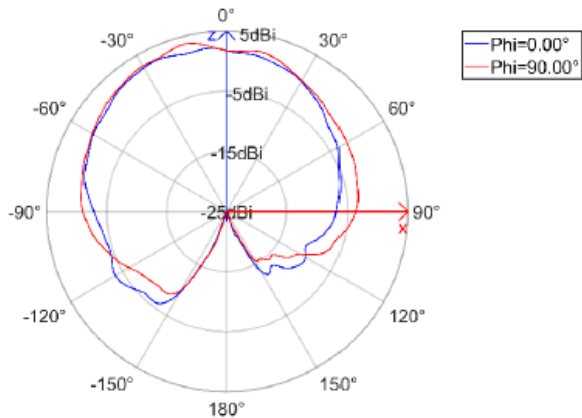
radiation pattern of the antenna (elevation cut)  
realized gain (E\_Total, Freq = 2500.00 MHz)



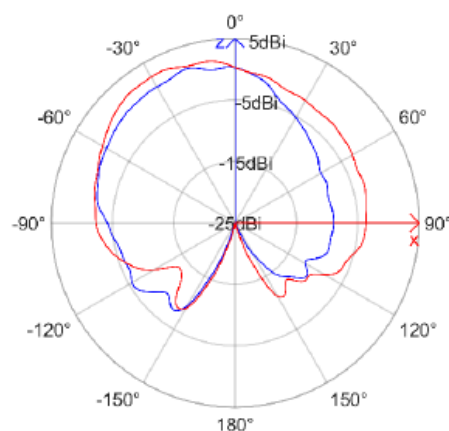
radiation pattern of the antenna (elevation cut)  
realized gain (E\_Total, Freq = 5150.00 MHz)



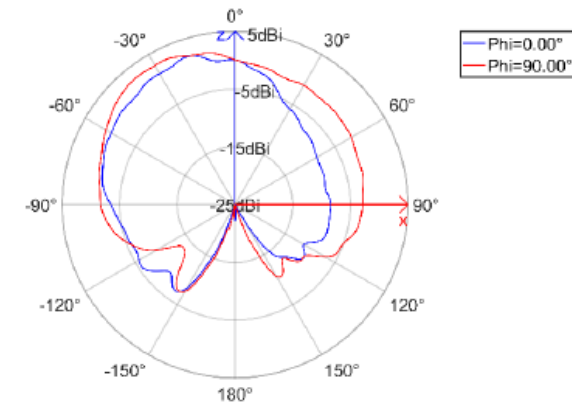
radiation pattern of the antenna (elevation cut)  
realized gain (E\_Total, Freq = 5500.00 MHz)



radiation pattern of the antenna (elevation cut)  
realized gain (E\_Total, Freq = 5850.00 MHz)



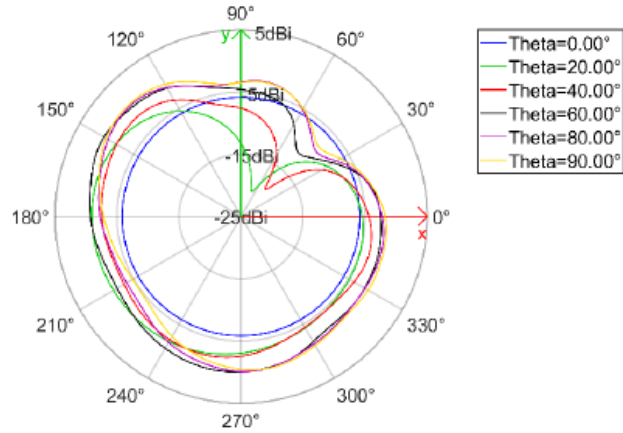
radiation pattern of the antenna (elevation cut)  
realized gain (E\_Total, Freq = 5950.00 MHz)



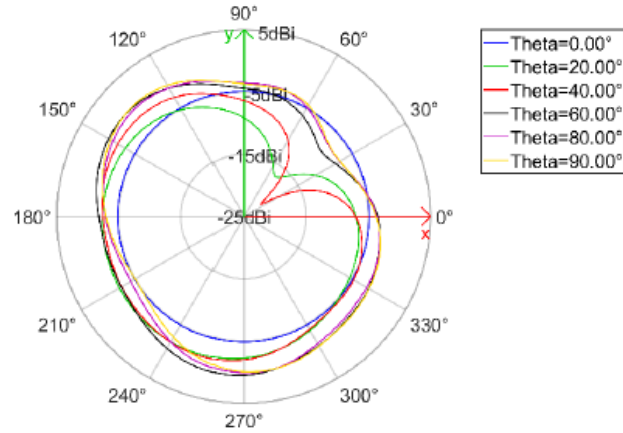
# Radiation Plots for PT00039248

## Measurements across Fakra A connector

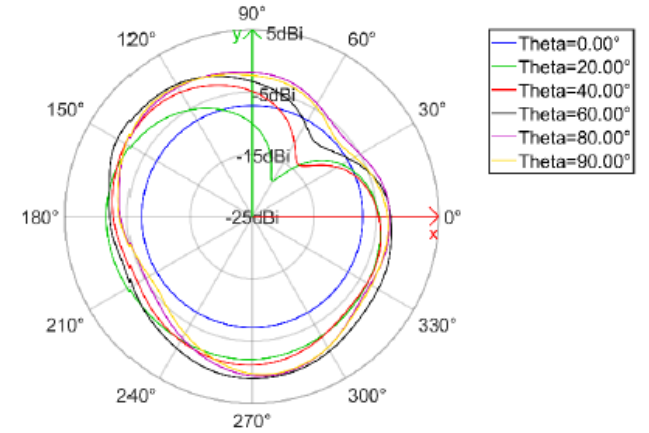
radiation pattern of the antenna (azimuth cut)  
realized gain (E\_Total, Freq = 2400.00 MHz)



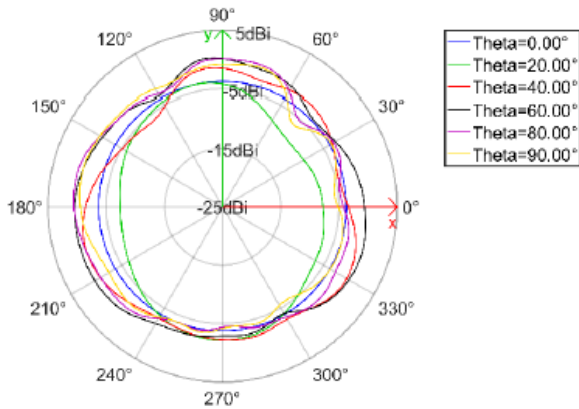
radiation pattern of the antenna (azimuth cut)  
realized gain (E\_Total, Freq = 2450.00 MHz)



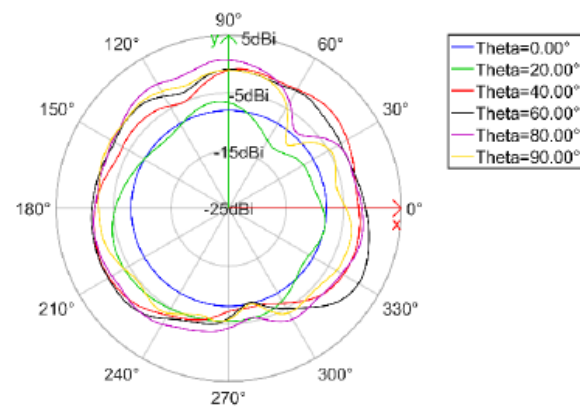
radiation pattern of the antenna (azimuth cut)  
realized gain (E\_Total, Freq = 2500.00 MHz)



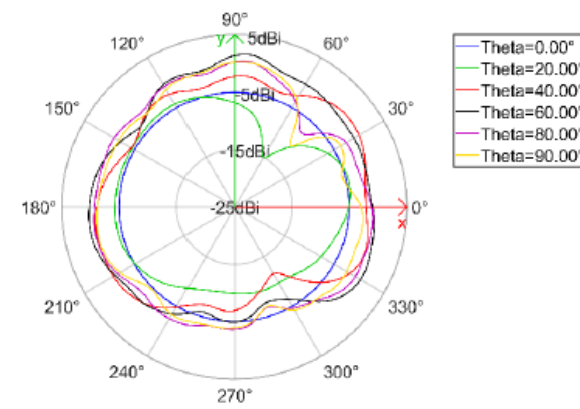
radiation pattern of the antenna (azimuth cut)  
realized gain (E\_Total, Freq = 5150.00 MHz)



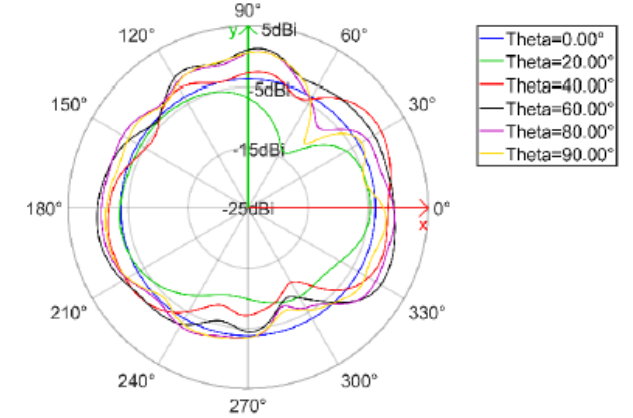
radiation pattern of the antenna (azimuth cut)  
realized gain (E\_Total, Freq = 5500.00 MHz)



radiation pattern of the antenna (azimuth cut)  
realized gain (E\_Total, Freq = 5850.00 MHz)



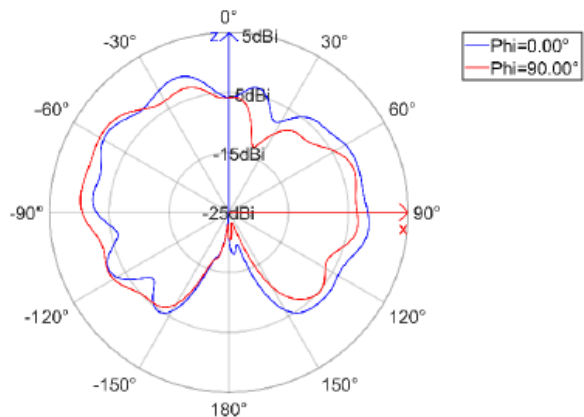
radiation pattern of the antenna (azimuth cut)  
realized gain (E\_Total, Freq = 5950.00 MHz)



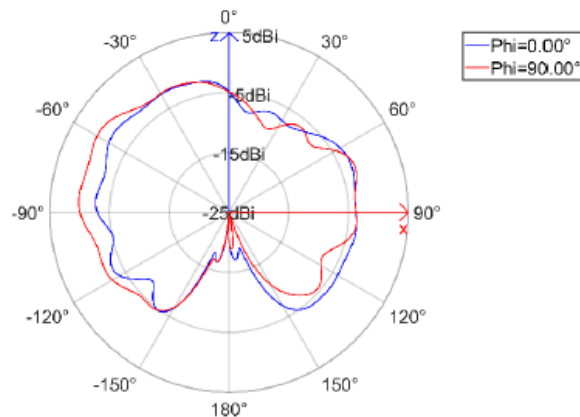
# Radiation Plots for PT00039248

## Measurements across Fakra A connector

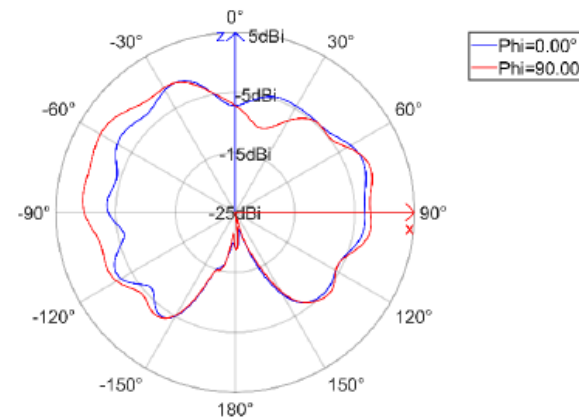
radiation pattern of the antenna (elevation cut)  
realized gain (E\_Total, Freq = 2400.00 MHz)



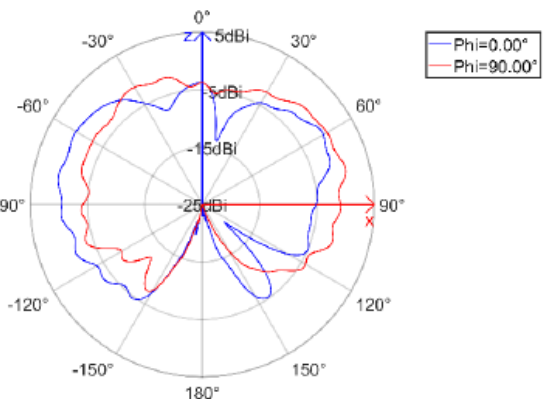
radiation pattern of the antenna (elevation cut)  
realized gain (E\_Total, Freq = 2450.00 MHz)



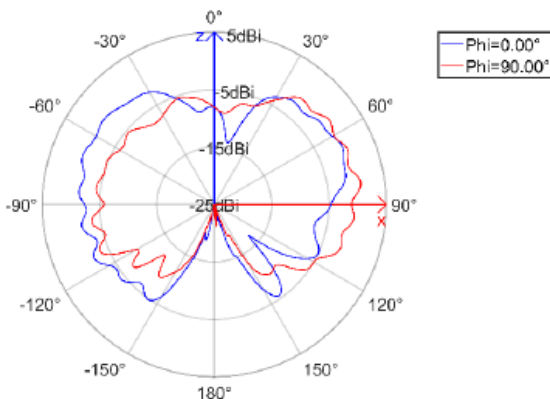
radiation pattern of the antenna (elevation cut)  
realized gain (E\_Total, Freq = 2500.00 MHz)



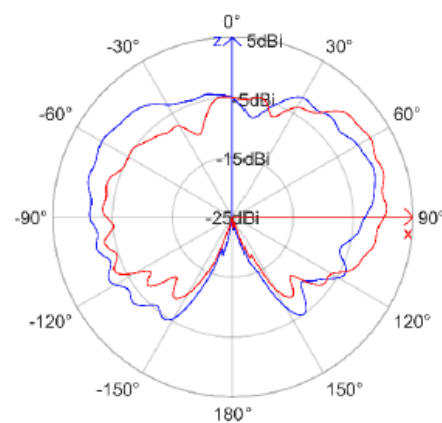
radiation pattern of the antenna (elevation cut)  
realized gain (E\_Total, Freq = 5150.00 MHz)



radiation pattern of the antenna (elevation cut)  
realized gain (E\_Total, Freq = 5500.00 MHz)



radiation pattern of the antenna (elevation cut)  
realized gain (E\_Total, Freq = 5850.00 MHz)



radiation pattern of the antenna (elevation cut)  
realized gain (E\_Total, Freq = 5950.00 MHz)

