


EXHIBIT C - TEST SETUP PHOTOGRAPHS

For FPC antenna:


Conducted Emissions (Front View)




Conducted Emissions (Side View)



Radiated Emissions (Below 1GHz)



Radiated Emissions (Above 1GHz)




For PCB antenna:


Conducted Emissions (Front View)



Conducted Emissions (Side View)



Radiated Emissions (Below 1GHz)



Radiated Emissions (Above 1GHz)

