


FCC Part15C Test Setup Photo


Test Mode 1

Description: Front View of Conducted Emission Test Setup Power Port




Test Mode 1

Description: Back view of Conducted Emission Test Setup for Power Port



Note: For Radiated Emission (30MHz ~ 1GHz), the edge of test table align with the center of turn table.

Radiated Emission Test Setup up to 1GHz



Radiated Emission Test Setup above 1GHz

