

B. PHOTOGRAPHS OF EMISSION SET-UP

B.1 Radiated Spurious Emissions below 1 GHz




Front




Rear

Note : Maintaining 10cm spacing between all the equipment cabinets.

B.2 Radiated Spurious Emissions above 1 GHz




Front



Rear

Note : Maintaining 10cm spacing between all the equipment cabinets.


B.3 AC Conducted Emissions




Note : Maintaining 10cm spacing between all the equipment cabinets.

C. PHOTOGRAPHS OF EUT Axis


C.1 EUT Axis



X



Y



Z