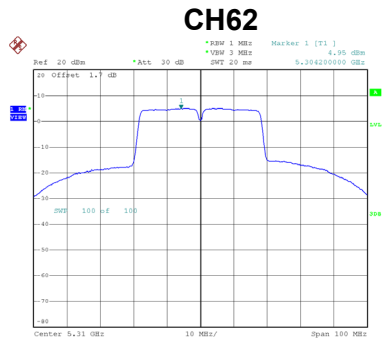
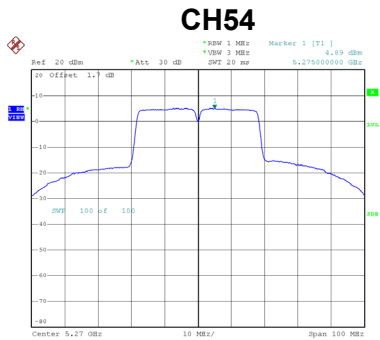


Test Mode UNII-2A_TX AC (VHT40) Mode_Ant. 1

Channel	Frequency (MHz)	Power Spectral Density (dBm/MHz)	Duty Factor	Power Spectral Density + Duty Factor (dBm/MHz)	Max. Limit (dBm/MHz)	Result
54	5270	4.89	0.83	5.72	9.77	Complies
62	5310	4.95	0.83	5.78	9.77	Complies

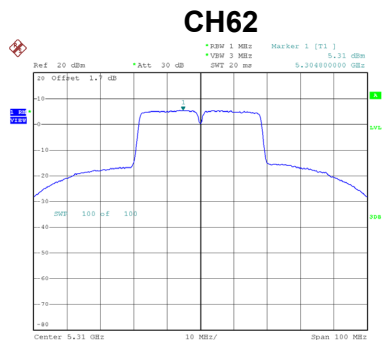
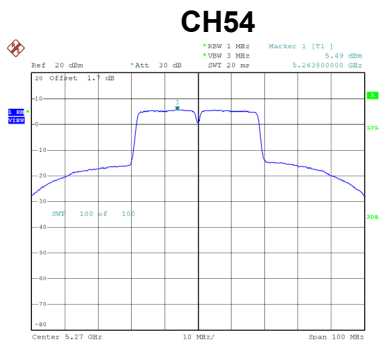


Date: 6.MAY.2019 17:23:43

Date: 6.MAY.2019 17:25:18

Test Mode UNII-2A_TX AC (VHT40) Mode_Ant. 2

Channel	Frequency (MHz)	Power Spectral Density (dBm/MHz)	Duty Factor	Power Spectral Density + Duty Factor (dBm/MHz)	Max. Limit (dBm/MHz)	Result
54	5270	5.49	0.83	6.32	9.77	Complies
62	5310	5.31	0.83	6.14	9.77	Complies



Date: 6.MAY.2019 16:42:18

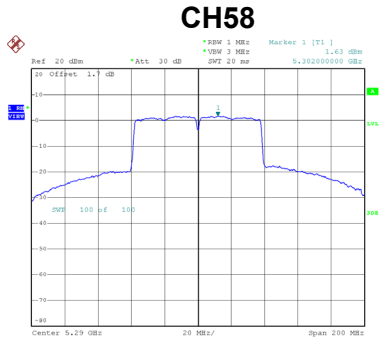
Date: 6.MAY.2019 16:43:46

Test Mode UNII-2A_TX AC (VHT40) Mode_Total

Channel	Frequency (MHz)	Power Spectral Density (dBm/MHz)	Max. Limit (dBm/MHz)	Result
54	5270	9.04	9.77	Complies
62	5310	8.98	9.77	Complies

Test Mode	UNII-2A_TX AC (VHT80) Mode_Ant. 1
-----------	-----------------------------------

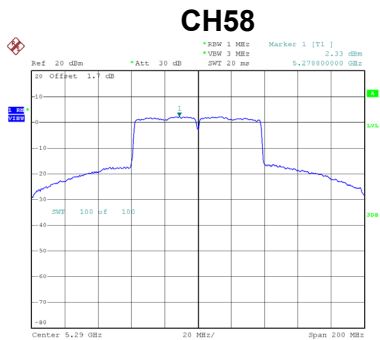
Channel	Frequency (MHz)	Power Spectral Density (dBm/MHz)	Duty Factor	Power Spectral Density + Duty Factor (dBm/MHz)	Max. Limit (dBm/MHz)	Result
58	5290	1.63	1.40	3.03	9.77	Complies



Date: 6.MAY.2019 17:37:39

Test Mode	UNII-2A_TX AC (VHT80) Mode_Ant. 2
-----------	-----------------------------------

Channel	Frequency (MHz)	Power Spectral Density (dBm/MHz)	Duty Factor	Power Spectral Density + Duty Factor (dBm/MHz)	Max. Limit (dBm/MHz)	Result
58	5290	2.33	1.40	3.73	9.77	Complies



Date: 6.MAY.2019 16:55:42

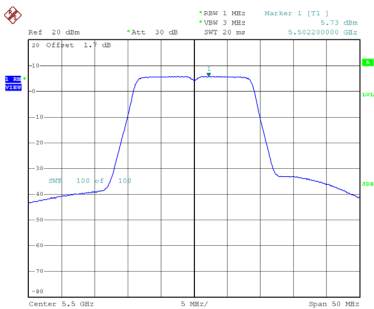
Test Mode	UNII-2A_TX AC (VHT80) Mode_Total
-----------	----------------------------------

Channel	Frequency (MHz)	Power Spectral Density (dBm/MHz)	Max. Limit (dBm/MHz)	Result
58	5290	6.41	9.77	Complies

Test Mode UNII-2C_TX AC (VHT20) Mode_Ant. 1

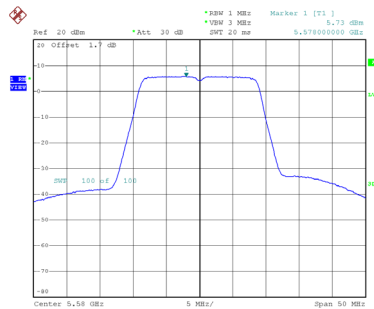
Channel	Frequency (MHz)	Power Spectral Density (dBm/MHz)	Duty Factor	Power Spectral Density + Duty Factor (dBm/MHz)	Max. Limit (dBm/MHz)	Result
100	5500	5.73	0.32	6.05	10.12	Complies
116	5580	5.73	0.32	6.05	10.12	Complies
140	5700	5.77	0.32	6.09	10.12	Complies
144	5720	5.59	0.32	5.91	10.12	Complies

CH100



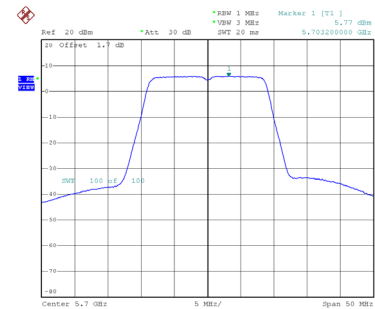
Date: 6.MAY.2019 15:45:59

CH116



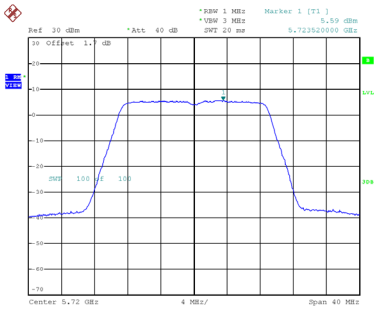
Date: 6.MAY.2019 15:47:38

CH140



Date: 6.MAY.2019 15:49:18

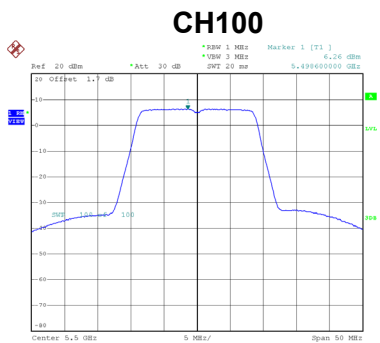
CH144



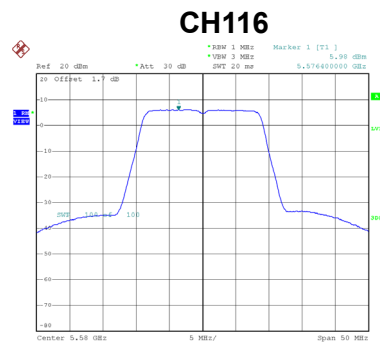
Date: 4.JUN.2019 21:57:03

Test Mode UNII-2C_TX AC (VHT20) Mode_Ant. 2

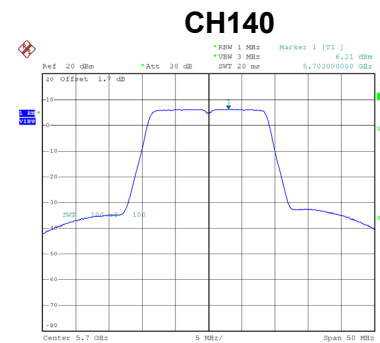
Channel	Frequency (MHz)	Power Spectral Density (dBm/MHz)	Duty Factor	Power Spectral Density + Duty Factor (dBm/MHz)	Max. Limit (dBm/MHz)	Result
100	5500	6.26	0.32	6.58	10.12	Complies
116	5580	5.98	0.32	6.30	10.12	Complies
140	5700	6.21	0.32	6.53	10.12	Complies
144	5720	6.57	0.32	6.89	10.12	Complies



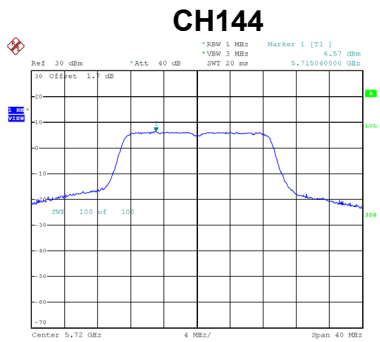
Date: 6.MAY.2019 15:24:33



Date: 6.MAY.2019 15:26:18



Date: 6.MAY.2019 15:27:50



Date: 4.JUN.2019 21:59:57

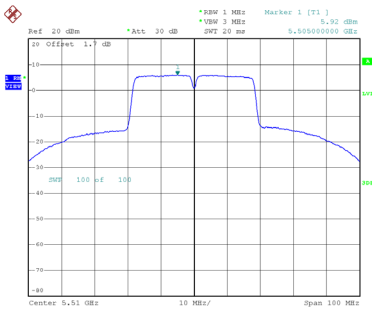
Test Mode UNII-2C_TX AC (VHT20) Mode_Total

Channel	Frequency (MHz)	Power Spectral Density (dBm/MHz)	Max. Limit (dBm/MHz)	Result
100	5500	9.34	10.12	Complies
116	5580	9.19	10.12	Complies
140	5700	9.33	10.12	Complies
144	5720	9.44	10.12	Complies

Test Mode UNII-2C_TX AC (VHT40) Mode_Ant. 1

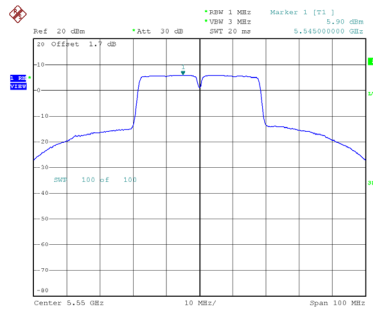
Channel	Frequency (MHz)	Power Spectral Density (dBm/MHz)	Duty Factor	Power Spectral Density + Duty Factor (dBm/MHz)	Max. Limit (dBm/MHz)	Result
102	5510	5.92	0.83	6.75	10.12	Complies
110	5550	5.90	0.83	6.73	10.12	Complies
134	5670	5.90	0.83	6.73	10.12	Complies
142	5710	5.99	0.83	6.82	10.12	Complies

CH102



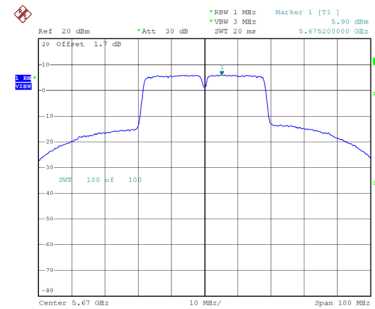
Date: 6.MAY.2019 17:26:45

CH110



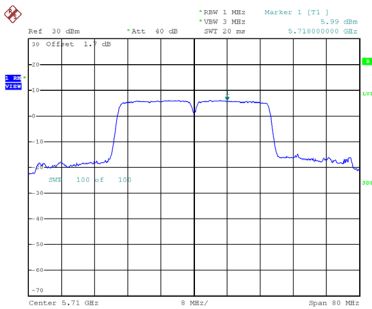
Date: 6.MAY.2019 17:28:10

CH134



Date: 6.MAY.2019 17:29:35

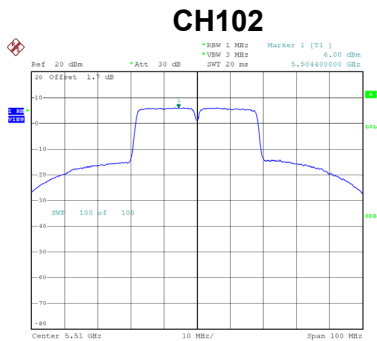
CH144



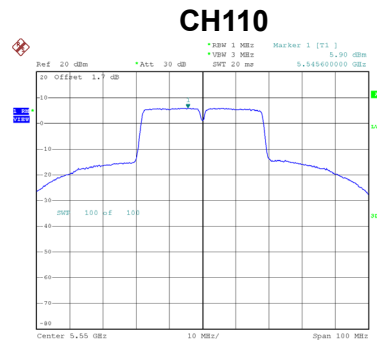
Date: 4.JUN.2019 22:17:23

Test Mode UNII-2C_TX AC (VHT40) Mode_Ant. 2

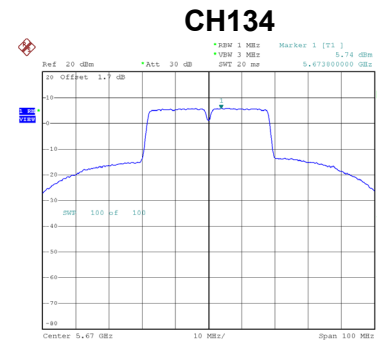
Channel	Frequency (MHz)	Power Spectral Density (dBm/MHz)	Duty Factor	Power Spectral Density + Duty Factor (dBm/MHz)	Max. Limit (dBm/MHz)	Result
102	5510	6.00	0.83	6.83	10.12	Complies
110	5550	5.90	0.83	6.73	10.12	Complies
134	5670	5.74	0.83	6.57	10.12	Complies
142	5710	5.91	0.83	6.74	10.12	Complies



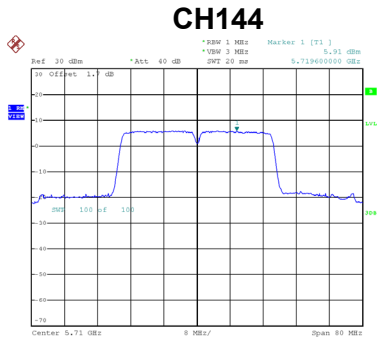
Date: 6.MAY.2019 16:45:22



Date: 6.MAY.2019 16:46:55



Date: 6.MAY.2019 16:48:40



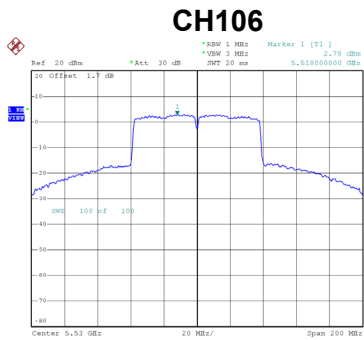
Date: 4.JUN.2019 22:11:54

Test Mode UNII-2C_TX AC (VHT40) Mode_Total

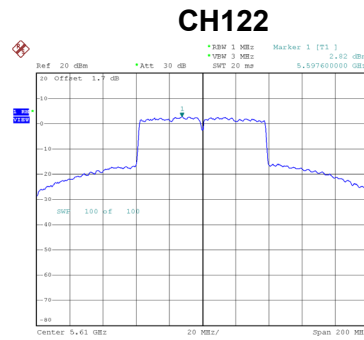
Channel	Frequency (MHz)	Power Spectral Density (dBm/MHz)	Max. Limit (dBm/MHz)	Result
102	5510	9.80	10.12	Complies
110	5550	9.74	10.12	Complies
134	5670	9.66	10.12	Complies
142	5710	9.79	10.12	Complies

Test Mode UNII-2C_TX AC (VHT80) Mode_Ant. 1

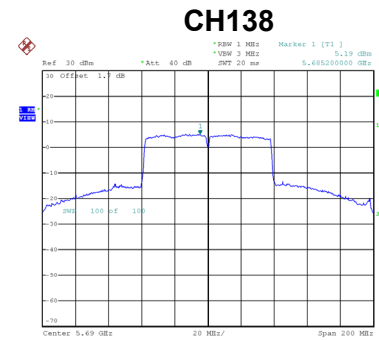
Channel	Frequency (MHz)	Power Spectral Density (dBm/MHz)	Duty Factor	Power Spectral Density + Duty Factor (dBm/MHz)	Max. Limit (dBm/MHz)	Result
106	5530	2.78	1.40	4.18	10.12	Complies
122	5610	2.82	1.40	4.22	10.12	Complies
138	5690	5.19	1.40	6.59	10.12	Complies



Date: 6.MAY.2019 17:39:14



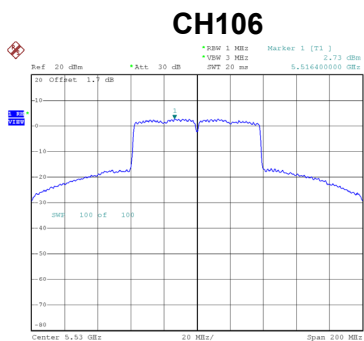
Date: 6.MAY.2019 17:40:39



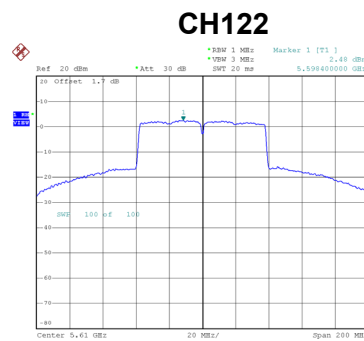
Date: 4.JUN.2019 22:33:01

Test Mode UNII-2C_TX AC (VHT80) Mode_Ant. 2

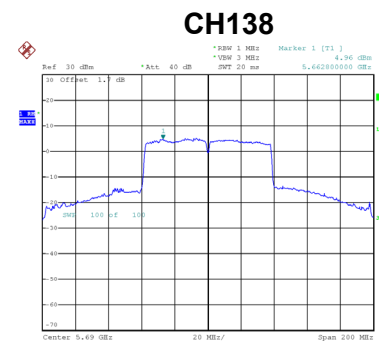
Channel	Frequency (MHz)	Power Spectral Density (dBm/MHz)	Duty Factor	Power Spectral Density + Duty Factor (dBm/MHz)	Max. Limit (dBm/MHz)	Result
106	5530	2.73	1.40	4.13	10.12	Complies
122	5610	2.48	1.40	3.88	10.12	Complies
138	5690	4.96	1.40	6.36	10.12	Complies



Date: 6.MAY.2019 16:57:23



Date: 6.MAY.2019 16:59:17



Date: 4.JUN.2019 22:35:19

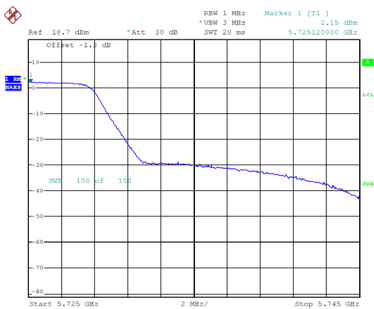
Test Mode	UNII-2C_TX AC (VHT80) Mode_Total
-----------	----------------------------------

Channel	Frequency (MHz)	Power Spectral Density (dBm/MHz)	Max. Limit (dBm/MHz)	Result
106	5530	7.17	10.12	Complies
122	5610	7.07	10.12	Complies
138	5690	9.49	10.12	Complies

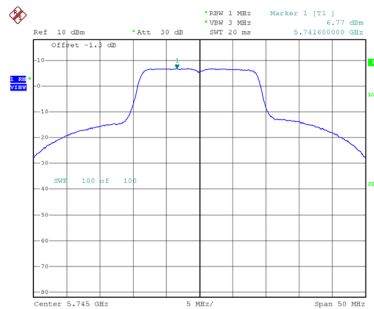
Test Mode UNII-3_TX AC (VHT20) Mode_Ant. 1

Channel	Frequency (MHz)	Power Spectral Density (dBm/500 kHz)	Duty Factor	Power Spectral Density + Duty Factor (dBm/500 kHz)	Max. Limit (dBm/500 kHz)	Result
144	5720	2.15	0.32	2.47	29.27	Complies
149	5745	6.77	0.32	7.09	29.27	Complies
157	5785	6.55	0.32	6.87	29.27	Complies
165	5825	6.05	0.32	6.37	29.27	Complies

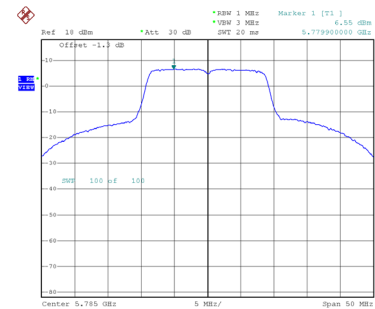
CH144



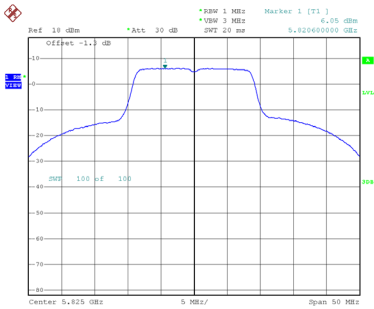
CH149



CH157

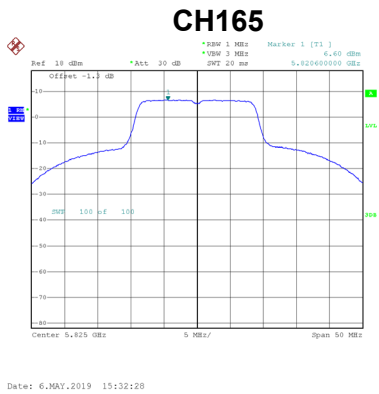
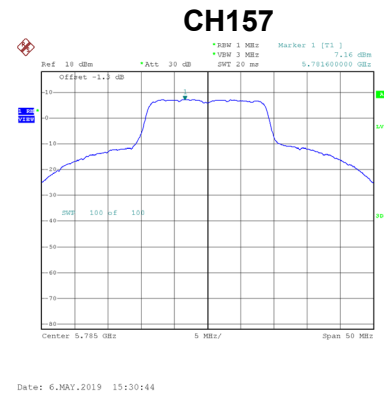
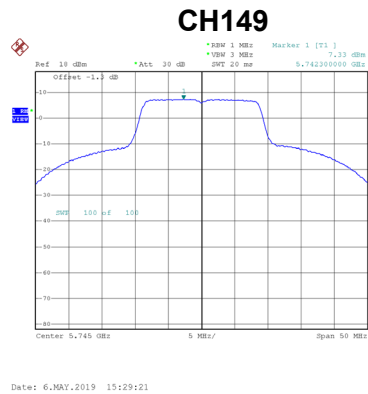
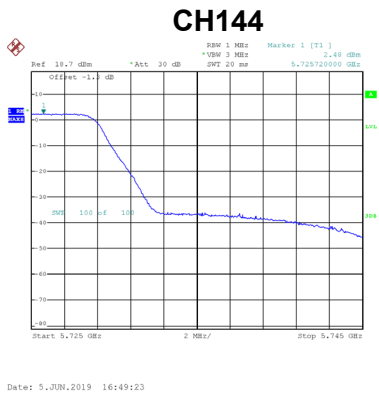


CH165



Test Mode UNII-3_TX AC (VHT20) Mode_Ant. 2

Channel	Frequency (MHz)	Power Spectral Density (dBm/500 kHz)	Duty Factor	Power Spectral Density + Duty Factor (dBm/500 kHz)	Max. Limit (dBm/500 kHz)	Result
144	5720	2.48	0.32	2.80	29.27	Complies
149	5745	7.33	0.32	7.65	29.27	Complies
157	5785	7.16	0.32	7.48	29.27	Complies
165	5825	6.60	0.32	6.92	29.27	Complies



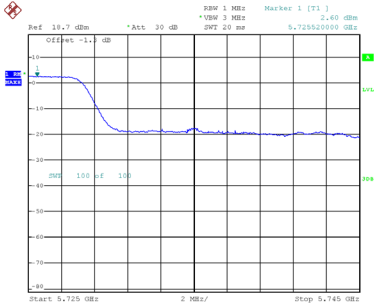
Test Mode UNII-3_TX AC (VHT20) Mode_Total

Channel	Frequency (MHz)	Power Spectral Density (dBm/500 kHz)	Max. Limit (dBm/500 kHz)	Result
144	5720	5.65	29.27	Complies
149	5745	10.39	29.27	Complies
157	5785	10.20	29.27	Complies
165	5825	9.67	29.27	Complies

Test Mode UNII-3_TX AC (VHT40) Mode_Ant. 1

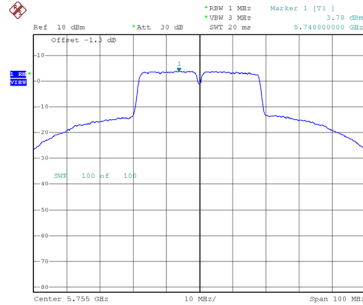
Channel	Frequency (MHz)	Power Spectral Density (dBm/500 kHz)	Duty Factor	Power Spectral Density + Duty Factor (dBm/500 kHz)	Max. Limit (dBm/500 kHz)	Result
142	5710	2.60	0.83	3.43	29.27	Complies
151	5755	3.78	0.83	4.61	29.27	Complies
159	5795	3.44	0.83	4.27	29.27	Complies

CH142



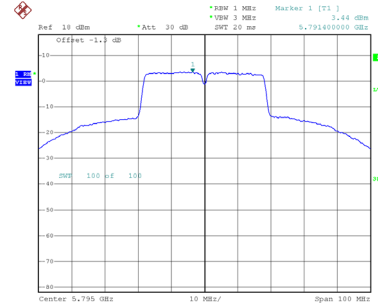
Date: 5.JUN.2019 17:08:31

CH151



Date: 6.MAY.2019 17:31:07

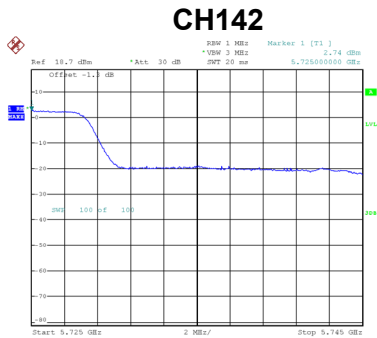
CH159



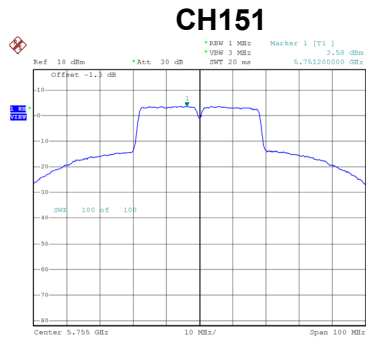
Date: 6.MAY.2019 17:32:41

Test Mode UNII-3_TX AC (VHT40) Mode_Ant. 2

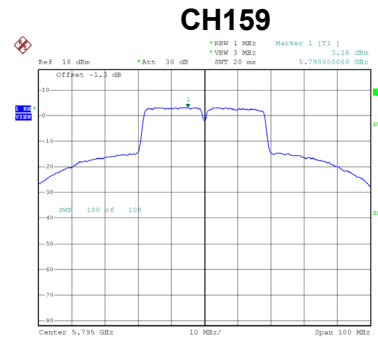
Channel	Frequency (MHz)	Power Spectral Density (dBm/500 kHz)	Duty Factor	Power Spectral Density + Duty Factor (dBm/500 kHz)	Max. Limit (dBm/500 kHz)	Result
142	5710	2.74	0.83	3.57	29.27	Complies
151	5755	3.58	0.83	4.41	29.27	Complies
159	5795	3.16	0.83	3.99	29.27	Complies



Date: 5.JUN.2019 17:02:26



Date: 6.MAY.2019 16:50:33



Date: 6.MAY.2019 16:51:59

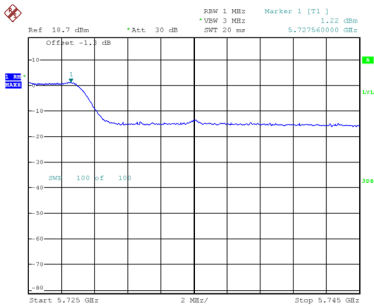
Test Mode UNII-3_TX AC (VHT40) Mode_Total

Channel	Frequency (MHz)	Power Spectral Density (dBm/500 kHz)	Max. Limit (dBm/500 kHz)	Result
142	5710	6.51	29.27	Complies
151	5755	7.52	29.27	Complies
159	5795	7.14	29.27	Complies

Test Mode UNII-3_TX AC (VHT80) Mode_Ant. 1

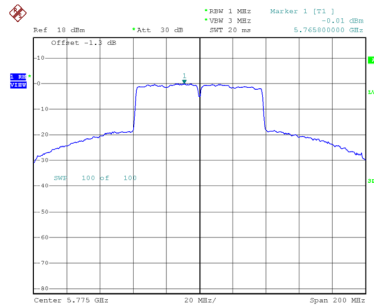
Channel	Frequency (MHz)	Power Spectral Density (dBm/500 kHz)	Duty Factor	Power Spectral Density + Duty Factor (dBm/500 kHz)	Max. Limit (dBm/500 kHz)	Result
138	5690	1.22	1.40	2.62	29.27	Complies
155	5775	-0.01	1.40	1.39	29.27	Complies

CH138



Date: 5.JUN.2019 17:12:46

CH155

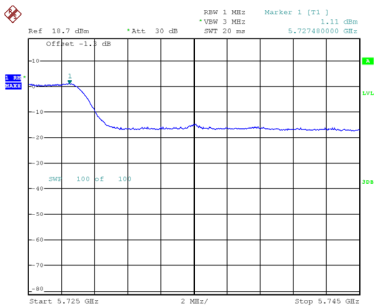


Date: 6.MAY.2019 17:42:07

Test Mode UNII-3_TX AC (VHT80) Mode_Ant. 2

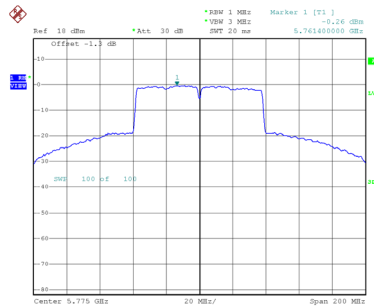
Channel	Frequency (MHz)	Power Spectral Density (dBm/500 kHz)	Duty Factor	Power Spectral Density + Duty Factor (dBm/500 kHz)	Max. Limit (dBm/500 kHz)	Result
138	5690	1.11	1.40	2.51	29.27	Complies
155	5775	-0.26	1.40	1.14	29.27	Complies

CH138



Date: 5.JUN.2019 17:15:05

CH155



Date: 6.MAY.2019 17:01:12

Test Mode UNII-3_TX AC (VHT80) Mode_Total

Channel	Frequency (MHz)	Power Spectral Density (dBm/500 kHz)	Max. Limit (dBm/500 kHz)	Result
138	5690	5.58	29.27	Complies
155	5775	4.28	29.27	Complies

APPENDIX H - FREQUENCY STABILITY

Test Mode	UNII-1
-----------	--------

Voltage vs. Frequency Stability

Voltage	Measurement Frequency (MHz)
(V)	5180.0000
132	5180.0150
120	5180.0150
108	5179.9999
Maximum Deviation (MHz)	0.0150
Maximum Deviation (ppm)	2.8982

Temperature vs. Frequency Stability

Temperature	Measurement Frequency (MHz)
(°C)	5180.0000
0	5180.0148
10	5180.0200
20	5180.0200
30	5180.0150
40	5180.0150
Maximum Deviation (MHz)	0.0200
Maximum Deviation (ppm)	3.8586

Test Mode	UNII-2A
-----------	---------

Voltage vs. Frequency Stability

Voltage	Measurement Frequency (MHz)
(V)	5260.0000
132	5260.0150
120	5259.9999
108	5260.0150
Maximum Deviation (MHz)	0.0150
Maximum Deviation (ppm)	2.8541

Temperature vs. Frequency Stability

Temperature	Measurement Frequency (MHz)
(°C)	5260.0000
0	5260.0150
10	5260.0148
20	5260.0150
30	5260.0150
40	5260.0199
Maximum Deviation (MHz)	0.0199
Maximum Deviation (ppm)	3.7809

Test Mode	UNII-2C
-----------	---------

Voltage vs. Frequency Stability

Voltage	Measurement Frequency (MHz)
(V)	5500.0000
132	5500.0150
120	5500.0150
108	5500.0150
Maximum Deviation (MHz)	0.0150
Maximum Deviation (ppm)	2.7295

Temperature vs. Frequency Stability

Temperature	Measurement Frequency (MHz)
(°C)	5500.0000
0	5500.0200
10	5500.0150
20	5499.9999
30	5500.0200
40	5500.0150
Maximum Deviation (MHz)	0.0200
Maximum Deviation (ppm)	3.6341

Test Mode	UNII-3
-----------	--------

Voltage vs. Frequency Stability

Voltage	Measurement Frequency (MHz)
(V)	5745.0000
132	5745.0150
120	5745.0150
108	5745.0150
Maximum Deviation (MHz)	0.0150
Maximum Deviation (ppm)	2.6131

Temperature vs. Frequency Stability

Temperature	Measurement Frequency (MHz)
(°C)	5745.0000
0	5744.9999
10	5745.0150
20	5745.0200
30	5744.9999
40	5745.0150
Maximum Deviation (MHz)	0.0200
Maximum Deviation (ppm)	3.4791

End of Test Report