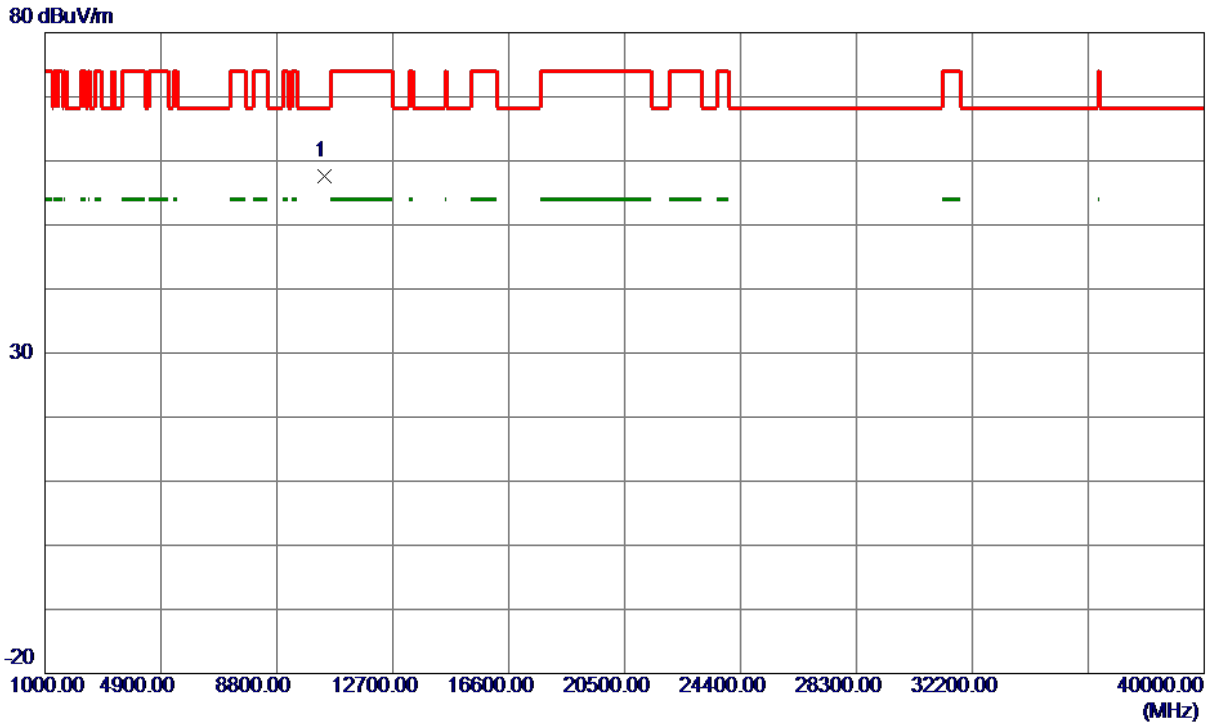


Orthogonal Axis	X
Test Mode	UNII-1_TX AC (VHT20) Mode 5200 MHz

Horizontal



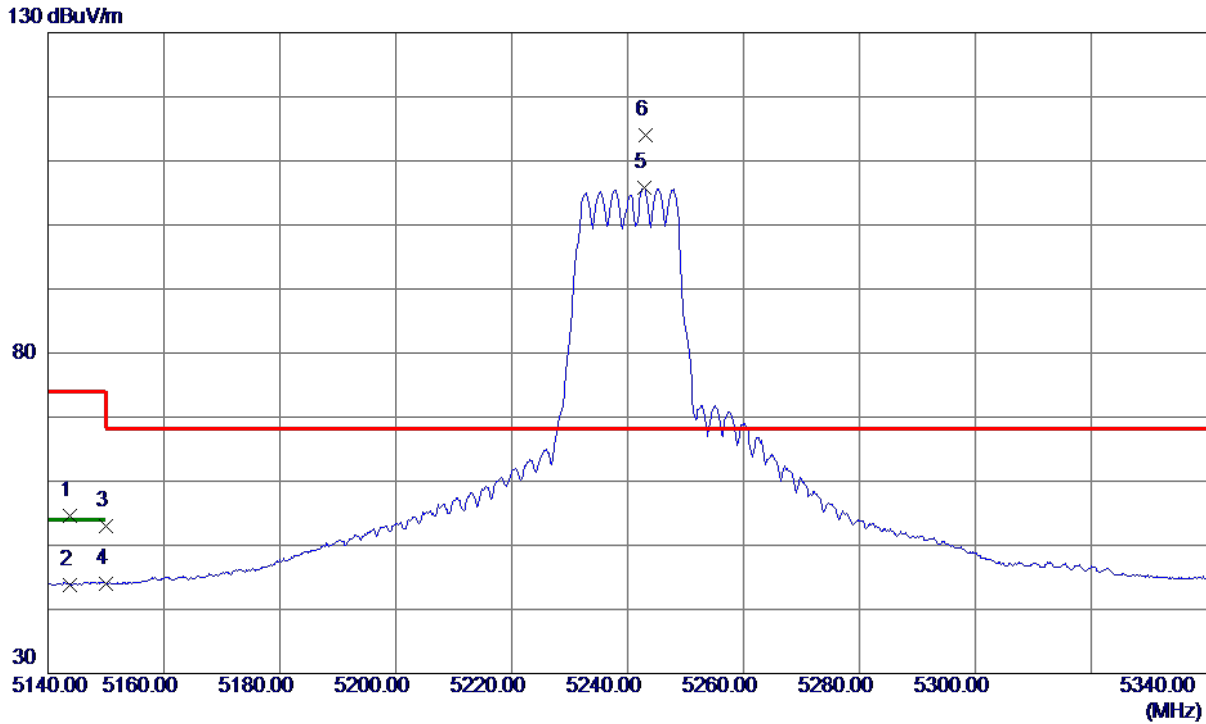
No.	Freq. MHz	Reading Level dBuV/m	Correct Factor dB	Measure ment dBuV/m	Limit dBuV/m	Margin dB	Detector	Comment
1 *	10398.9750	46.27	11.36	57.63	68.30	-10.67	Peak	

REMARKS:

- (1) Measurement Value = Reading Level + Correct Factor.
- (2) Margin Level = Measurement Value - Limit Value.

Orthogonal Axis	X
Test Mode	UNII-1_TX AC (VHT20) Mode 5240 MHz

Vertical



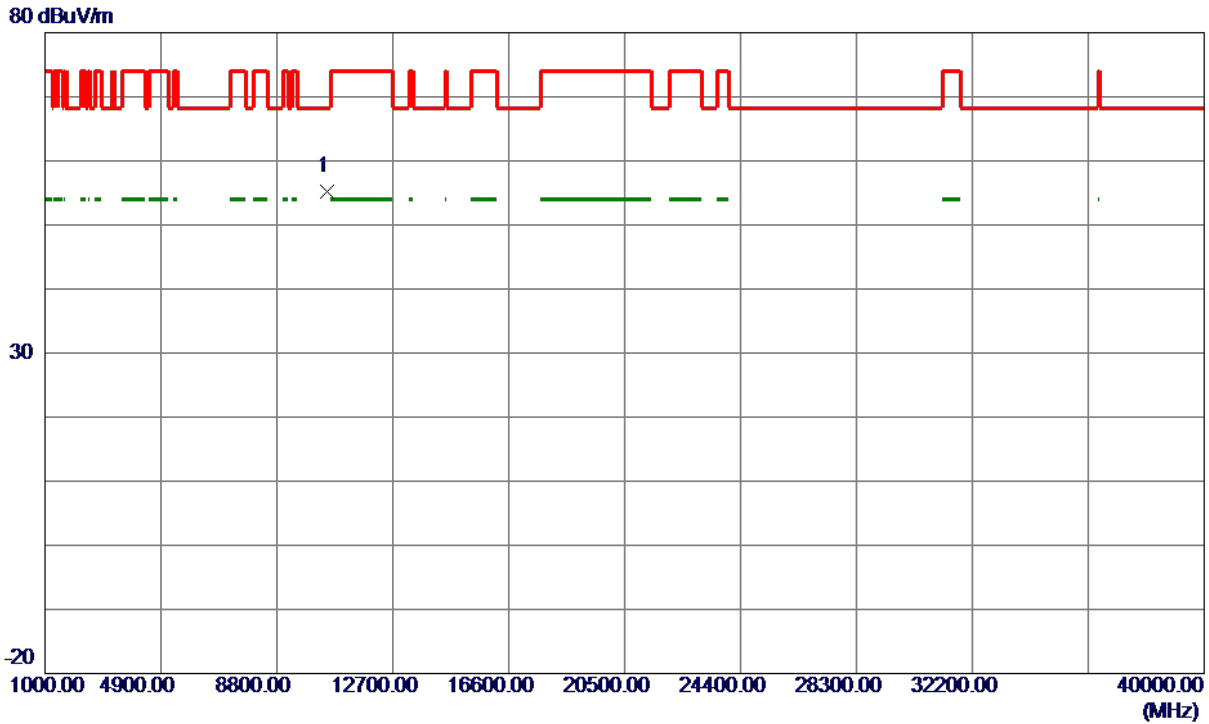
No.	Freq. MHz	Reading Level dBuV/m	Correct Factor dB	Measure ment dBuV/m	Limit dBuV/m	Margin dB	Detector	Comment
1	5143.8000	40.31	14.30	54.61	74.00	-19.39	Peak	
2	5143.8000	29.56	14.30	43.86	54.00	-10.14	AVG	
3	5150.0000	38.73	14.32	53.05	74.00	-20.95	Peak	
4	5150.0000	29.72	14.32	44.04	54.00	-9.96	AVG	
5	5242.8000	91.21	14.54	105.75	999.00	-893.25	AVG	No Limit
6 *	5243.2000	99.49	14.54	114.03	68.30	45.73	Peak	No Limit

REMARKS:

- (1) Measurement Value = Reading Level + Correct Factor.
- (2) Margin Level = Measurement Value - Limit Value.

Orthogonal Axis	X
Test Mode	UNII-1_TX AC (VHT20) Mode 5240 MHz

Vertical



No.	Freq. MHz	Reading Level dBuV/m	Correct Factor dB	Measure ment dBuV/m	Limit dBuV/m	Margin dB	Detector	Comment
1 *	10479.3000	43.79	11.50	55.29	68.30	-13.01	Peak	

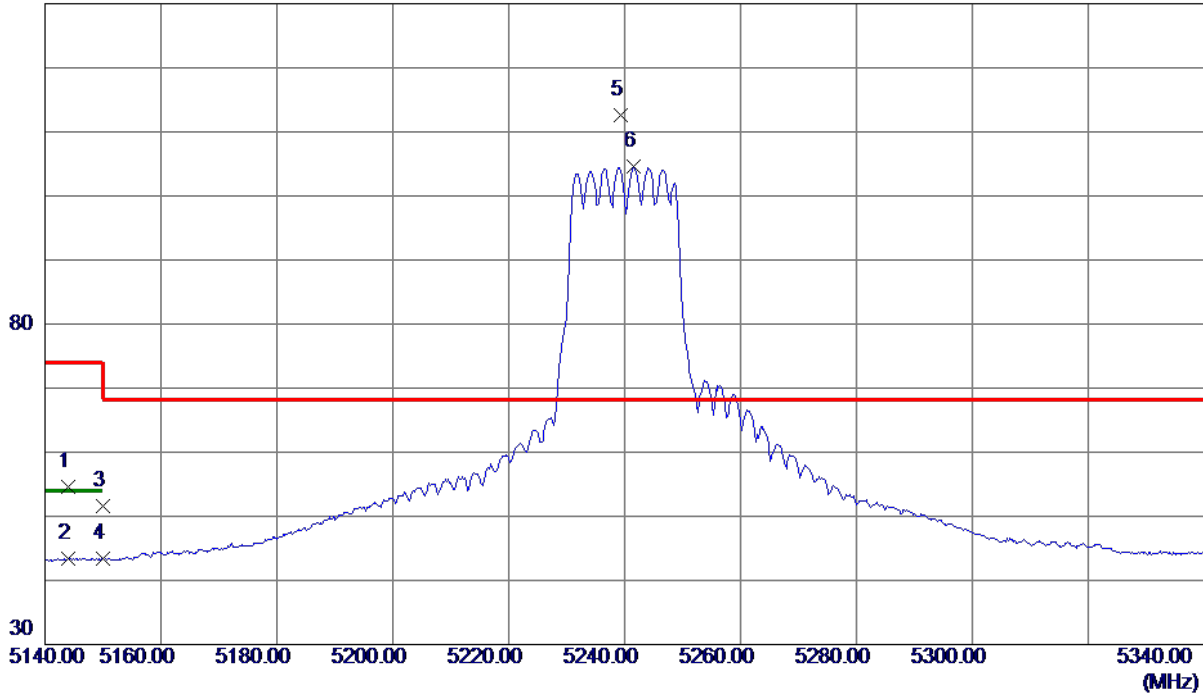
REMARKS:

- (1) Measurement Value = Reading Level + Correct Factor.
- (2) Margin Level = Measurement Value - Limit Value.

Orthogonal Axis	X
Test Mode	UNII-1_TX AC (VHT20) Mode 5240 MHz

Horizontal

130 dBuV/m



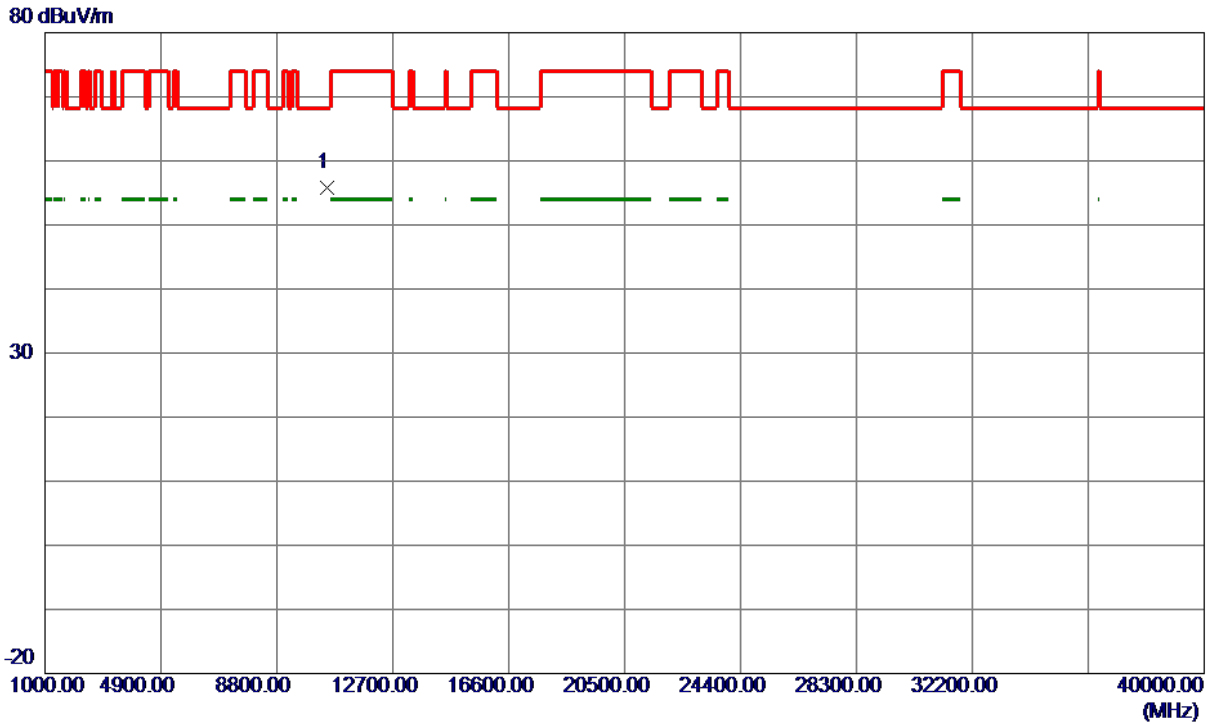
No.	Freq. MHz	Reading Level dBuV/m	Correct Factor dB	Measure ment dBuV/m	Limit dBuV/m	Margin dB	Detector	Comment
1	5144.1000	40.21	14.30	54.51	74.00	-19.49	Peak	
2	5144.1000	29.06	14.30	43.36	54.00	-10.64	AVG	
3	5150.0000	37.37	14.32	51.69	74.00	-22.31	Peak	
4	5150.0000	29.11	14.32	43.43	54.00	-10.57	AVG	
5 *	5239.4000	98.02	14.53	112.55	68.30	44.25	Peak	No Limit
6	5241.6000	90.00	14.53	104.53	999.00	-894.47	AVG	No Limit

REMARKS:

- (1) Measurement Value = Reading Level + Correct Factor.
- (2) Margin Level = Measurement Value - Limit Value.

Orthogonal Axis	X
Test Mode	UNII-1_TX AC (VHT20) Mode 5240 MHz

Horizontal



No.	Freq. MHz	Reading Level dBuV/m	Correct Factor dB	Measure ment dBuV/m	Limit dBuV/m	Margin dB	Detector	Comment
1 *	10476.9500	44.29	11.50	55.79	68.30	-12.51	Peak	

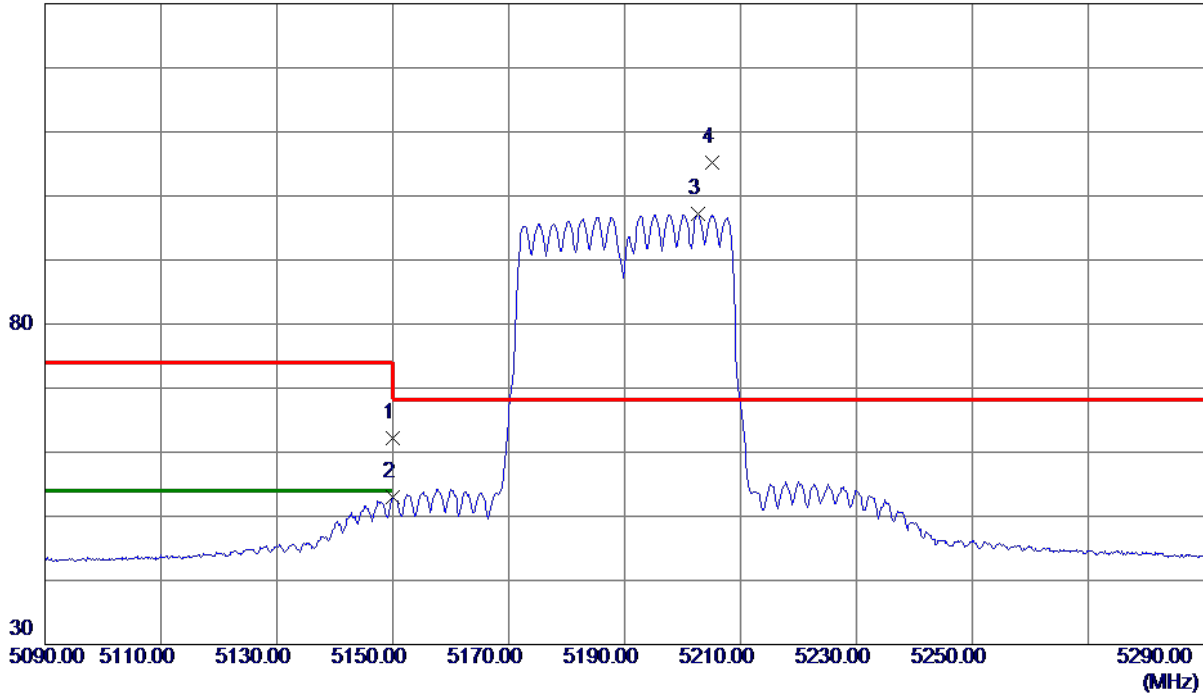
REMARKS:

- (1) Measurement Value = Reading Level + Correct Factor.
- (2) Margin Level = Measurement Value - Limit Value.

Orthogonal Axis	X
Test Mode	UNII-1_TX AC (VHT40) Mode 5190 MHz

Vertical

130 dBuV/m



No.	Freq. MHz	Reading Level dBuV/m	Correct Factor dB	Measure ment dBuV/m	Limit dBuV/m	Margin dB	Detector	Comment
1	5150.0000	47.96	14.32	62.28	74.00	-11.72	Peak	
2	5150.0000	38.61	14.32	52.93	54.00	-1.07	AVG	
3	5202.6000	82.69	14.44	97.13	999.00	-901.87	AVG	No Limit
4 *	5205.2000	90.71	14.45	105.16	68.30	36.86	Peak	No Limit

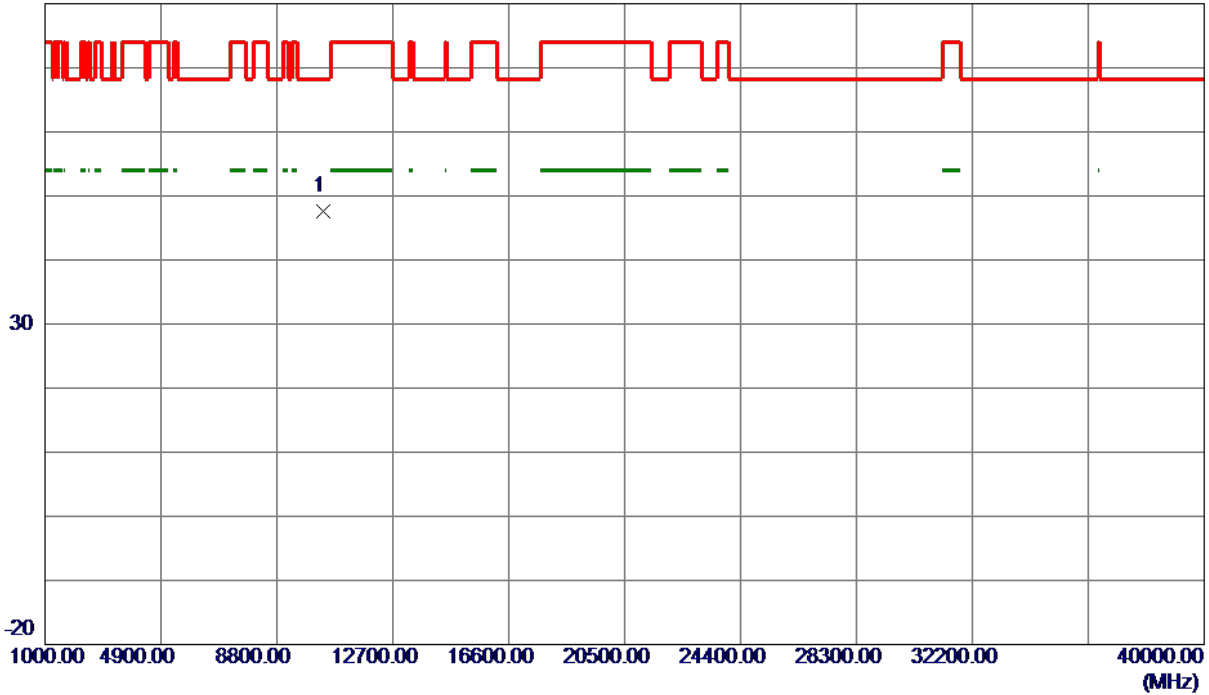
REMARKS:

- (1) Measurement Value = Reading Level + Correct Factor.
- (2) Margin Level = Measurement Value - Limit Value.

Orthogonal Axis	X
Test Mode	UNII-1_TX AC (VHT40) Mode 5190 MHz

Vertical

80 dBuV/m



No.	Freq. MHz	Reading Level dBuV/m	Correct Factor dB	Measure ment dBuV/m	Limit dBuV/m	Margin dB	Detector	Comment
1 *	10378.7500	36.28	11.33	47.61	68.30	-20.69	Peak	

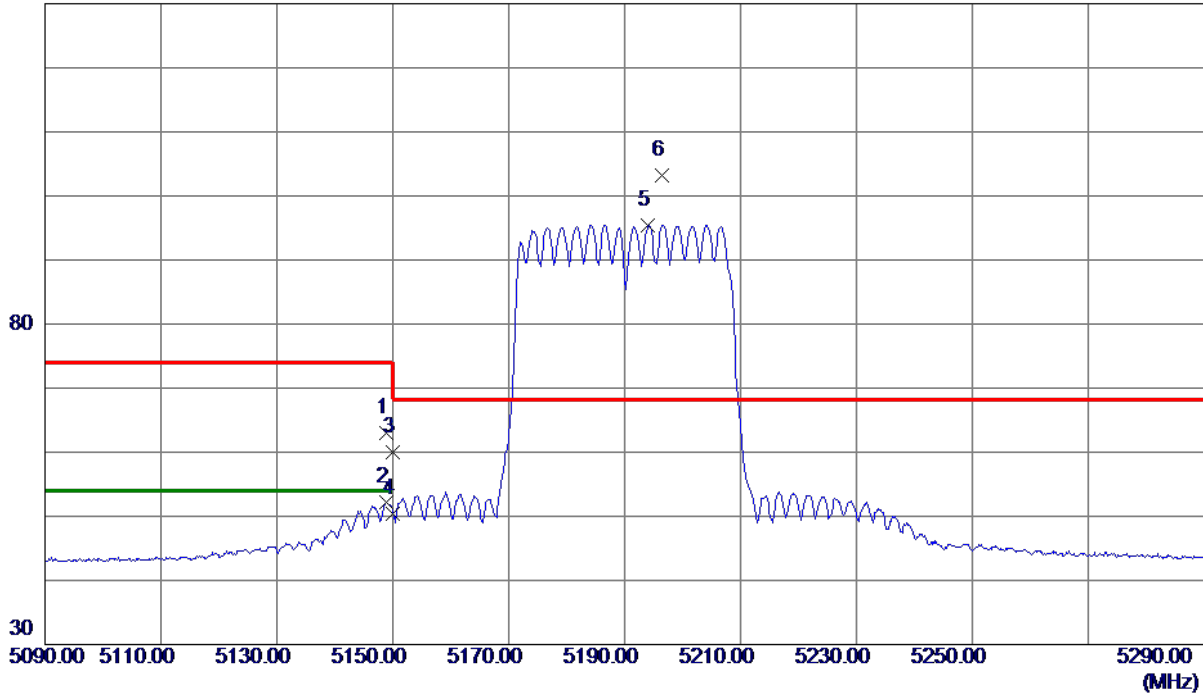
REMARKS:

- (1) Measurement Value = Reading Level + Correct Factor.
- (2) Margin Level = Measurement Value - Limit Value.

Orthogonal Axis	X
Test Mode	UNII-1_TX AC (VHT40) Mode 5190 MHz

Horizontal

130 dBuV/m



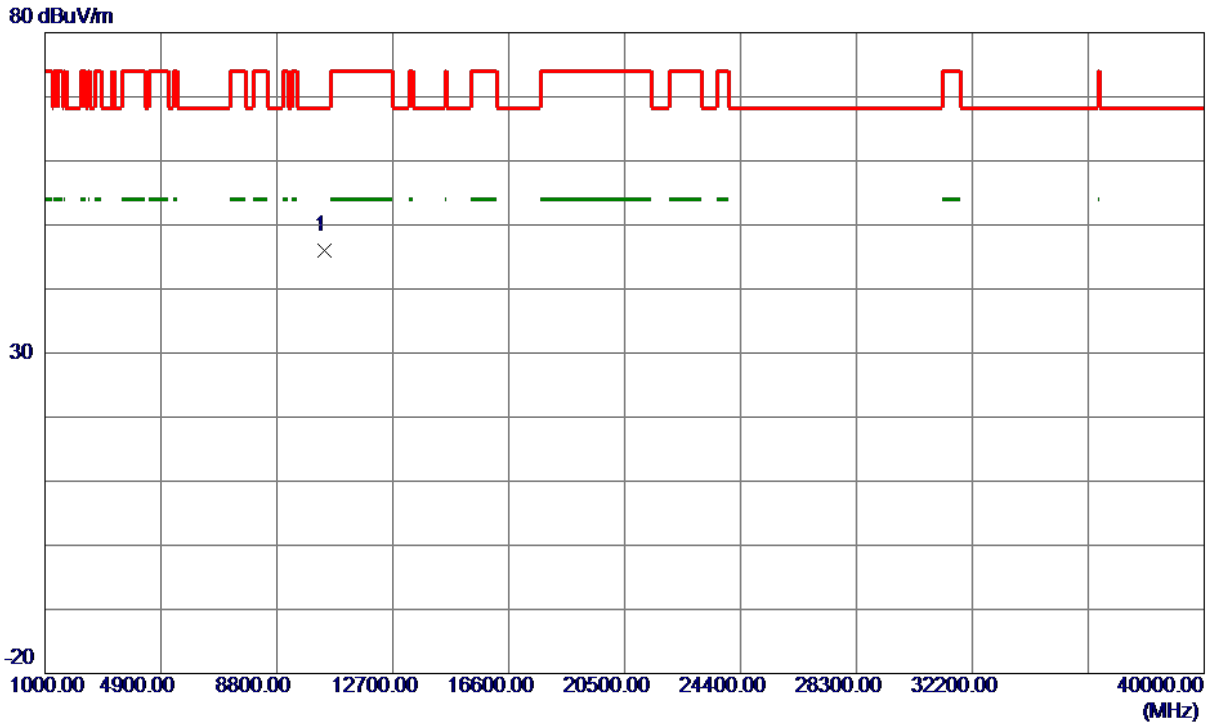
No.	Freq. MHz	Reading Level dBuV/m	Correct Factor dB	Measure ment dBuV/m	Limit dBuV/m	Margin dB	Detector	Comment
1	5148.8000	48.69	14.31	63.00	74.00	-11.00	Peak	
2	5148.8000	37.96	14.31	52.27	54.00	-1.73	AVG	
3	5150.0000	45.59	14.32	59.91	74.00	-14.09	Peak	
4	5150.0000	36.15	14.32	50.47	54.00	-3.53	AVG	
5	5194.1000	81.02	14.42	95.44	999.00	-903.56	AVG	No Limit
6 *	5196.4000	88.76	14.43	103.19	68.30	34.89	Peak	No Limit

REMARKS:

- (1) Measurement Value = Reading Level + Correct Factor.
- (2) Margin Level = Measurement Value - Limit Value.

Orthogonal Axis	X
Test Mode	UNII-1_TX AC (VHT40) Mode 5190 MHz

Horizontal



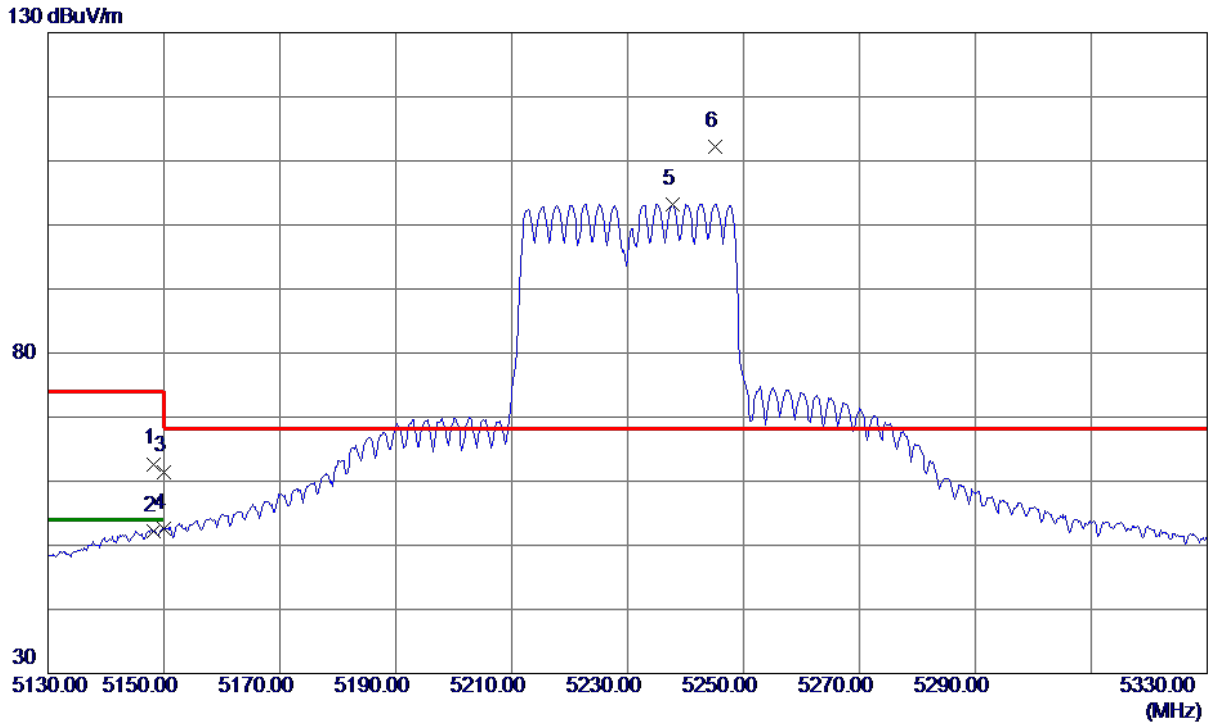
No.	Freq. MHz	Reading Level dBuV/m	Correct Factor dB	Measure ment dBuV/m	Limit dBuV/m	Margin dB	Detector	Comment
1 *	10402.1500	34.58	11.37	45.95	68.30	-22.35	Peak	

REMARKS:

- (1) Measurement Value = Reading Level + Correct Factor.
- (2) Margin Level = Measurement Value - Limit Value.

Orthogonal Axis	X
Test Mode	UNII-1_TX AC (VHT40) Mode 5230 MHz

Vertical



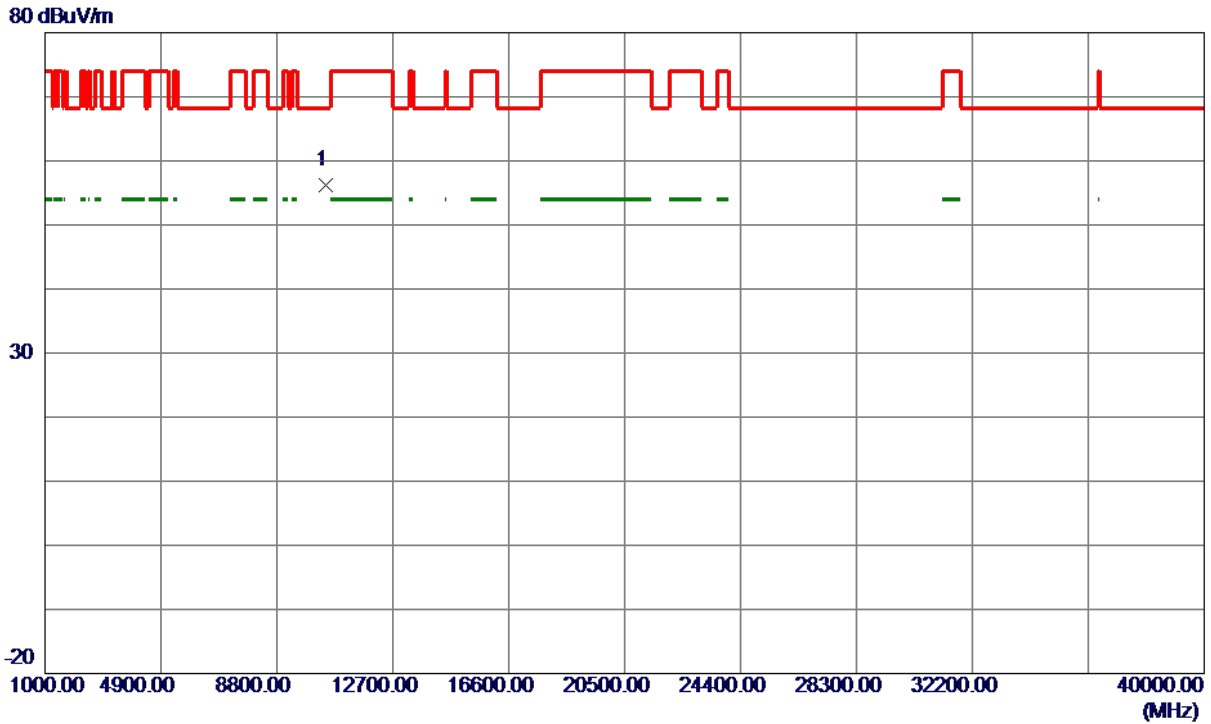
No.	Freq. MHz	Reading Level dBuV/m	Correct Factor dB	Measure ment dBuV/m	Limit dBuV/m	Margin dB	Detector	Comment
1	5148.2000	48.39	14.31	62.70	74.00	-11.30	Peak	
2	5148.2000	37.87	14.31	52.18	54.00	-1.82	AVG	
3	5150.0000	47.18	14.32	61.50	74.00	-12.50	Peak	
4	5150.0000	38.22	14.32	52.54	54.00	-1.46	AVG	
5	5237.7000	88.71	14.52	103.23	999.00	-895.77	AVG	No Limit
6 *	5245.1000	97.75	14.54	112.29	68.30	43.99	Peak	No Limit

REMARKS:

- (1) Measurement Value = Reading Level + Correct Factor.
- (2) Margin Level = Measurement Value - Limit Value.

Orthogonal Axis	X
Test Mode	UNII-1_TX AC (VHT40) Mode 5230 MHz

Vertical



No.	Freq. MHz	Reading Level dBuV/m	Correct Factor dB	Measure ment dBuV/m	Limit dBuV/m	Margin dB	Detector	Comment
1 *	10456.7500	44.74	11.46	56.20	68.30	-12.10	Peak	

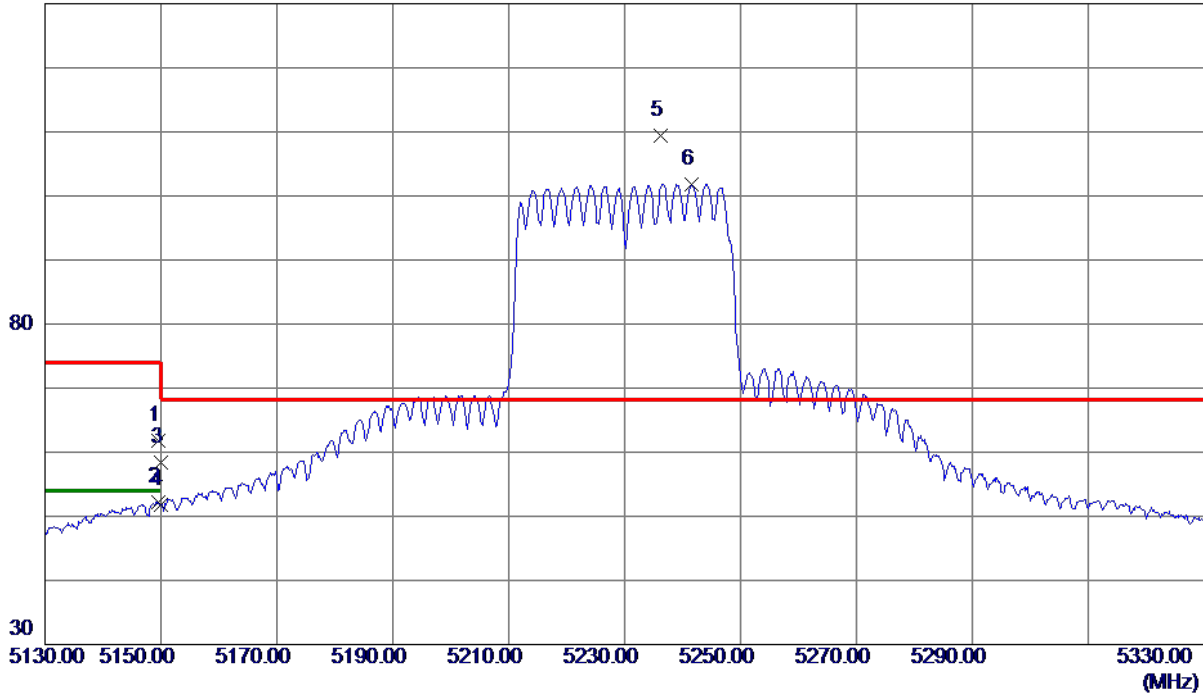
REMARKS:

- (1) Measurement Value = Reading Level + Correct Factor.
- (2) Margin Level = Measurement Value - Limit Value.

Orthogonal Axis	X
Test Mode	UNII-1_TX AC (VHT40) Mode 5230 MHz

Horizontal

130 dBuV/m



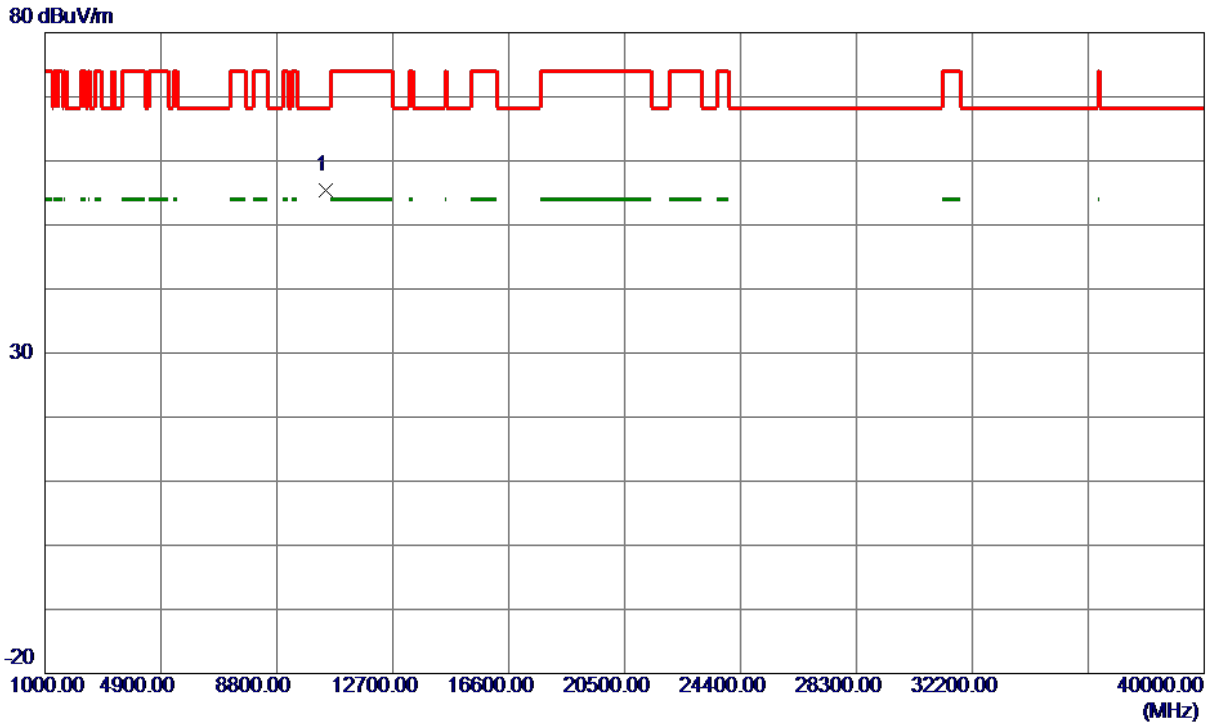
No.	Freq. MHz	Reading Level dBuV/m	Correct Factor dB	Measure ment dBuV/m	Limit dBuV/m	Margin dB	Detector	Comment
1	5149.6000	47.55	14.31	61.86	74.00	-12.14	Peak	
2	5149.6000	37.90	14.31	52.21	54.00	-1.79	AVG	
3	5150.0000	44.06	14.32	58.38	74.00	-15.62	Peak	
4	5150.0000	37.55	14.32	51.87	54.00	-2.13	AVG	
5 *	5236.2000	94.91	14.52	109.43	68.30	41.13	Peak	No Limit
6	5241.6000	87.33	14.53	101.86	999.00	-897.14	AVG	No Limit

REMARKS:

- (1) Measurement Value = Reading Level + Correct Factor.
- (2) Margin Level = Measurement Value - Limit Value.

Orthogonal Axis	X
Test Mode	UNII-1_TX AC (VHT40) Mode 5230 MHz

Horizontal



No.	Freq. MHz	Reading Level dBuV/m	Correct Factor dB	Measure ment dBuV/m	Limit dBuV/m	Margin dB	Detector	Comment
1 *	10458.7500	43.95	11.47	55.42	68.30	-12.88	Peak	

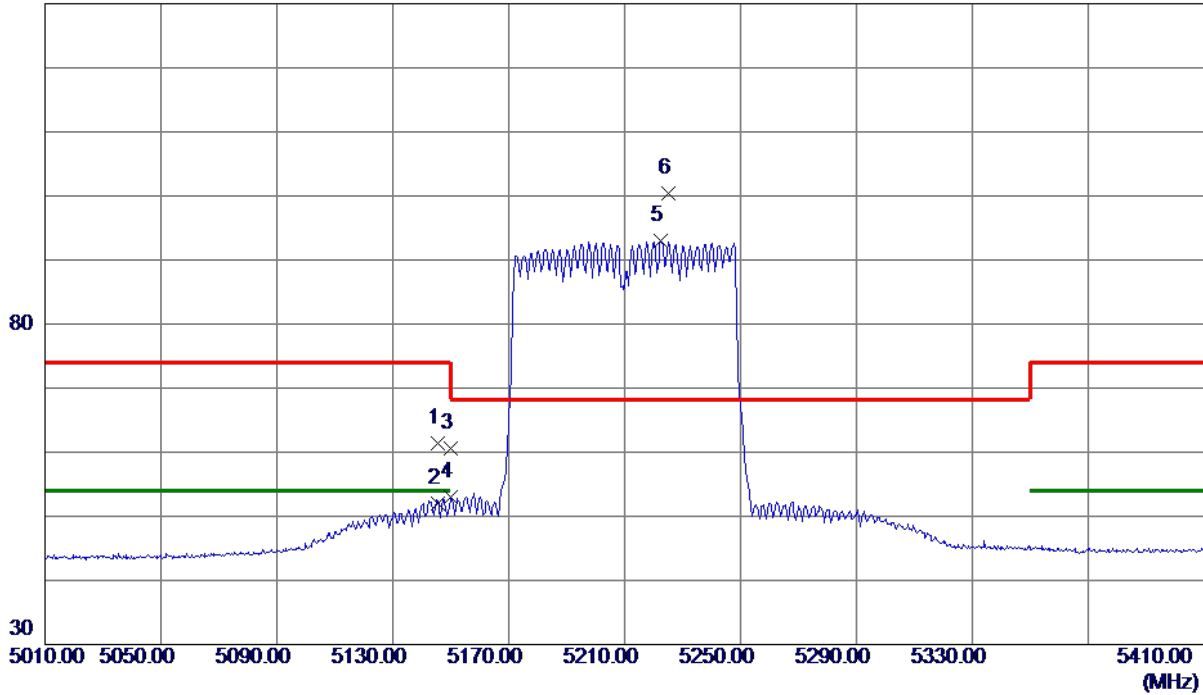
REMARKS:

- (1) Measurement Value = Reading Level + Correct Factor.
- (2) Margin Level = Measurement Value - Limit Value.

Orthogonal Axis	X
Test Mode	UNII-1_TX AC (VHT80) Mode 5210 MHz

Vertical

130 dBuV/m



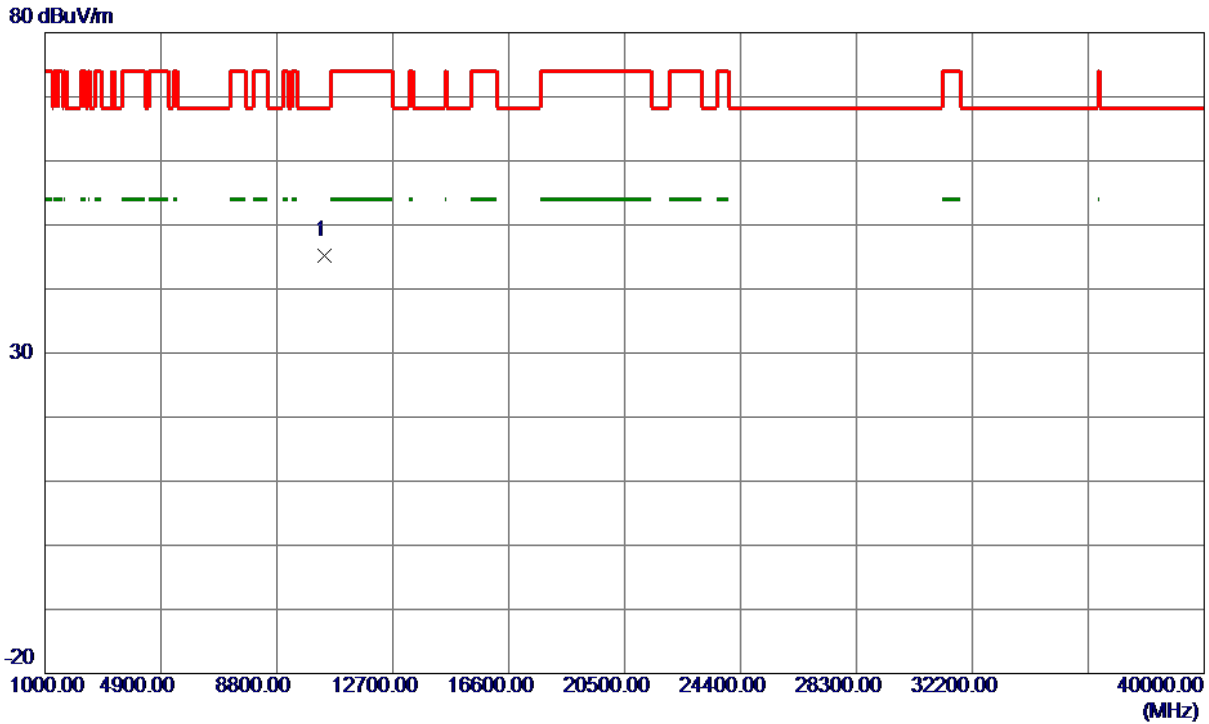
No.	Freq. MHz	Reading Level dBuV/m	Correct Factor dB	Measure ment dBuV/m	Limit dBuV/m	Margin dB	Detector	Comment
1	5145.4000	47.05	14.30	61.35	74.00	-12.65	Peak	
2	5145.4000	37.75	14.30	52.05	54.00	-1.95	AVG	
3	5150.0000	46.33	14.32	60.65	74.00	-13.35	Peak	
4	5150.0000	38.68	14.32	53.00	54.00	-1.00	AVG	
5	5222.6000	78.49	14.49	92.98	999.00	-906.02	AVG	No Limit
6 *	5225.2000	85.91	14.49	100.40	68.30	32.10	Peak	No Limit

REMARKS:

- (1) Measurement Value = Reading Level + Correct Factor.
- (2) Margin Level = Measurement Value - Limit Value.

Orthogonal Axis	X
Test Mode	UNII-1_TX AC (VHT80) Mode 5210 MHz

Vertical



No.	Freq. MHz	Reading Level dBuV/m	Correct Factor dB	Measure ment dBuV/m	Limit dBuV/m	Margin dB	Detector	Comment
1 *	10418.0300	33.75	11.40	45.15	68.30	-23.15	Peak	

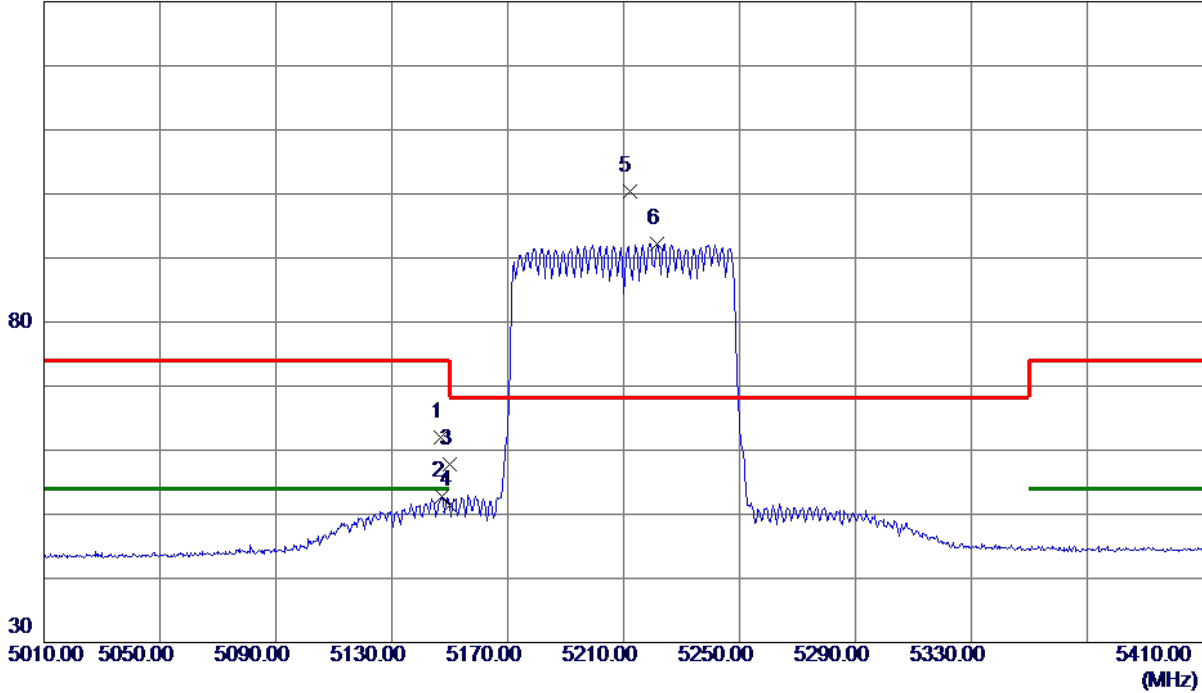
REMARKS:

- (1) Measurement Value = Reading Level + Correct Factor.
- (2) Margin Level = Measurement Value - Limit Value.

Orthogonal Axis	X
Test Mode	UNII-1_TX AC (VHT80) Mode 5210 MHz

Horizontal

130 dBuV/m



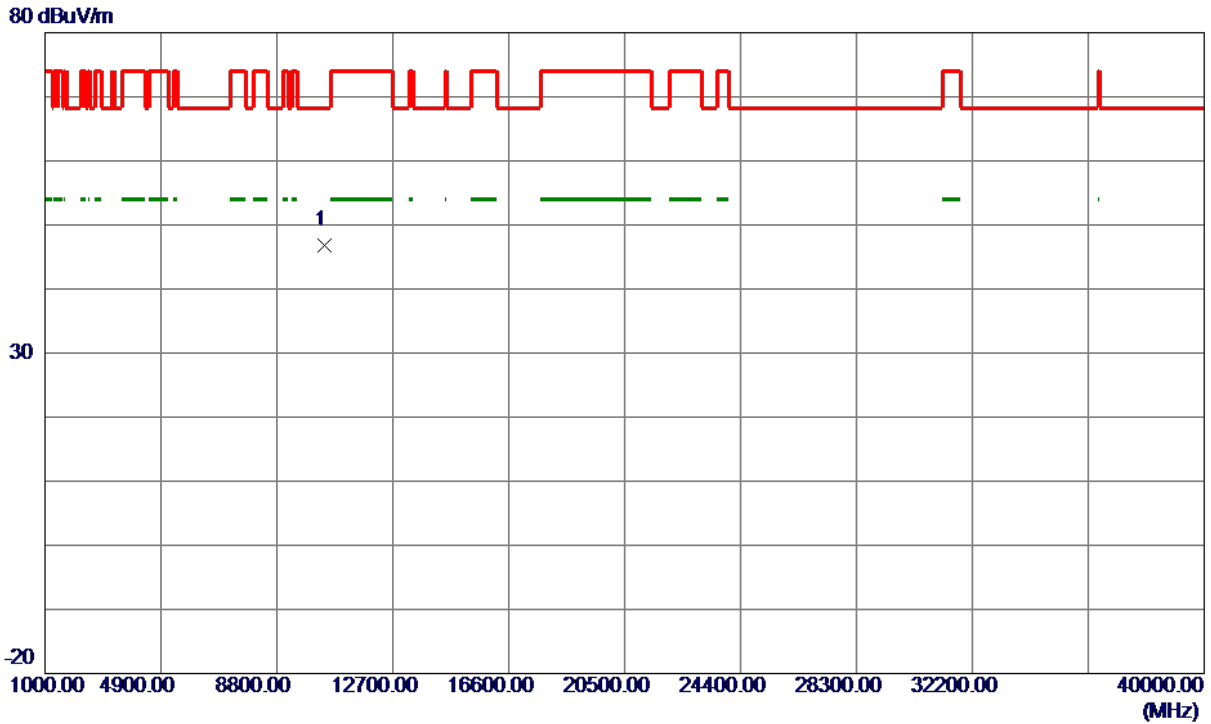
No.	Freq. MHz	Reading Level dBuV/m	Correct Factor dB	Measure ment dBuV/m	Limit dBuV/m	Margin dB	Detector	Comment
1	5147.0000	47.68	14.31	61.99	74.00	-12.01	Peak	
2	5147.2000	38.57	14.31	52.88	54.00	-1.12	AVG	
3	5150.0000	43.54	14.32	57.86	74.00	-16.14	Peak	
4	5150.0000	37.09	14.32	51.41	54.00	-2.59	AVG	
5 *	5212.0000	85.98	14.46	100.44	68.30	32.14	Peak	No Limit
6	5221.6000	77.76	14.49	92.25	999.00	-906.75	AVG	No Limit

REMARKS:

- (1) Measurement Value = Reading Level + Correct Factor.
- (2) Margin Level = Measurement Value - Limit Value.

Orthogonal Axis	X
Test Mode	UNII-1_TX AC (VHT80) Mode 5210 MHz

Horizontal



No.	Freq. MHz	Reading Level dBuV/m	Correct Factor dB	Measure ment dBuV/m	Limit dBuV/m	Margin dB	Detector	Comment
1 *	10416.3400	35.41	11.39	46.80	68.30	-21.50	Peak	

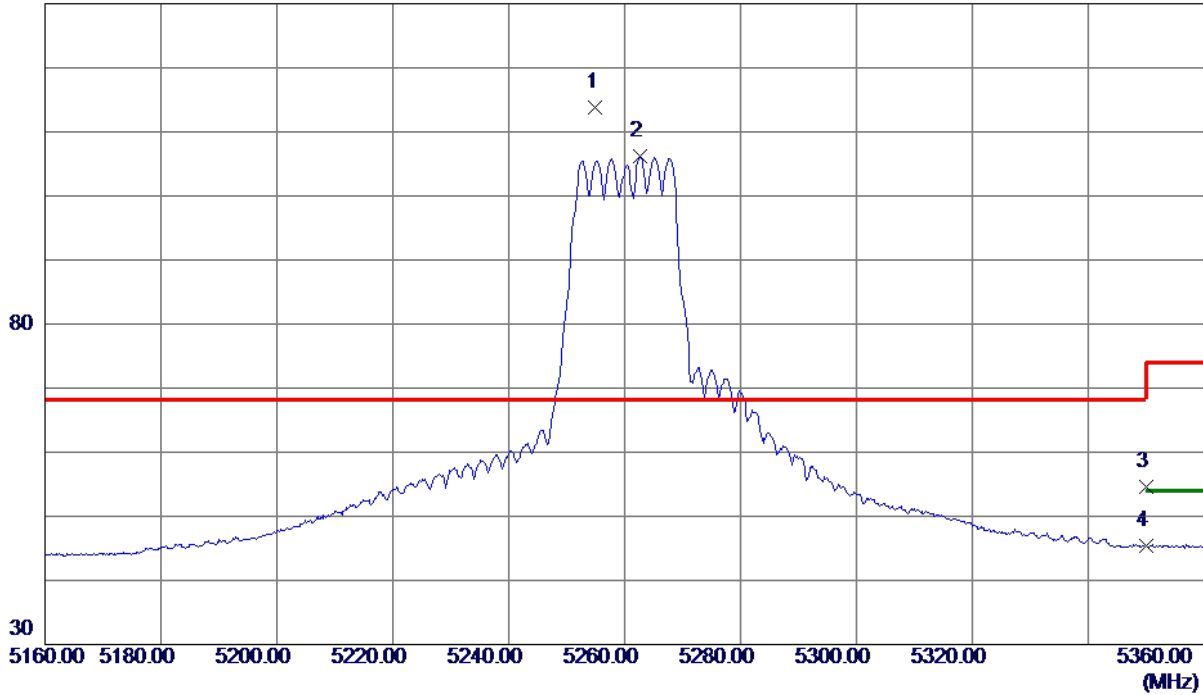
REMARKS:

- (1) Measurement Value = Reading Level + Correct Factor.
- (2) Margin Level = Measurement Value - Limit Value.

Orthogonal Axis	X
Test Mode	UNII-2A_TX AC (VHT20) Mode 5260 MHz

Vertical

130 dBuV/m



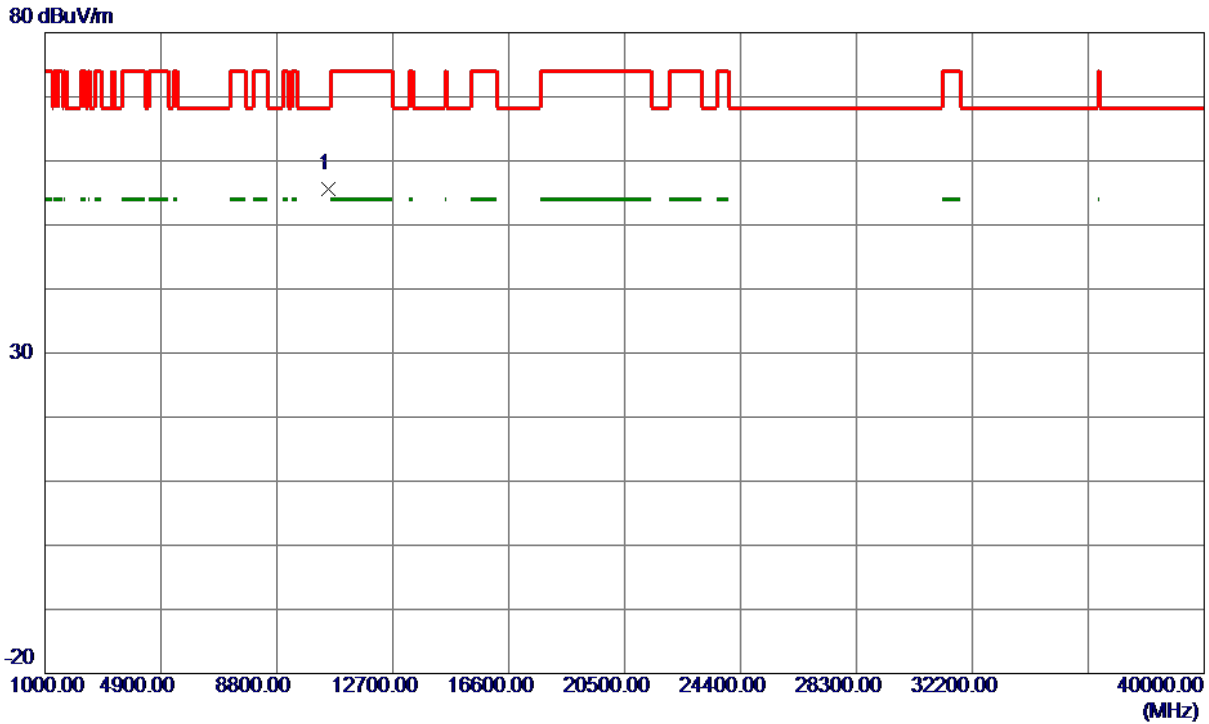
No.	Freq. MHz	Reading Level dBuV/m	Correct Factor dB	Measure ment dBuV/m	Limit dBuV/m	Margin dB	Detector	Comment
1 *	5255.0000	99.33	14.56	113.89	68.30	45.59	Peak	No Limit
2	5262.7000	91.55	14.58	106.13	999.00	-892.87	AVG	No Limit
3	5350.0000	39.78	14.79	54.57	74.00	-19.43	Peak	
4	5350.0000	30.58	14.79	45.37	54.00	-8.63	AVG	

REMARKS:

- (1) Measurement Value = Reading Level + Correct Factor.
- (2) Margin Level = Measurement Value - Limit Value.

Orthogonal Axis	X
Test Mode	UNII-2A_TX AC (VHT20) Mode 5260 MHz

Vertical



No.	Freq. MHz	Reading Level dBuV/m	Correct Factor dB	Measure ment dBuV/m	Limit dBuV/m	Margin dB	Detector	Comment
1 *	10519.5500	44.13	11.54	55.67	68.30	-12.63	Peak	

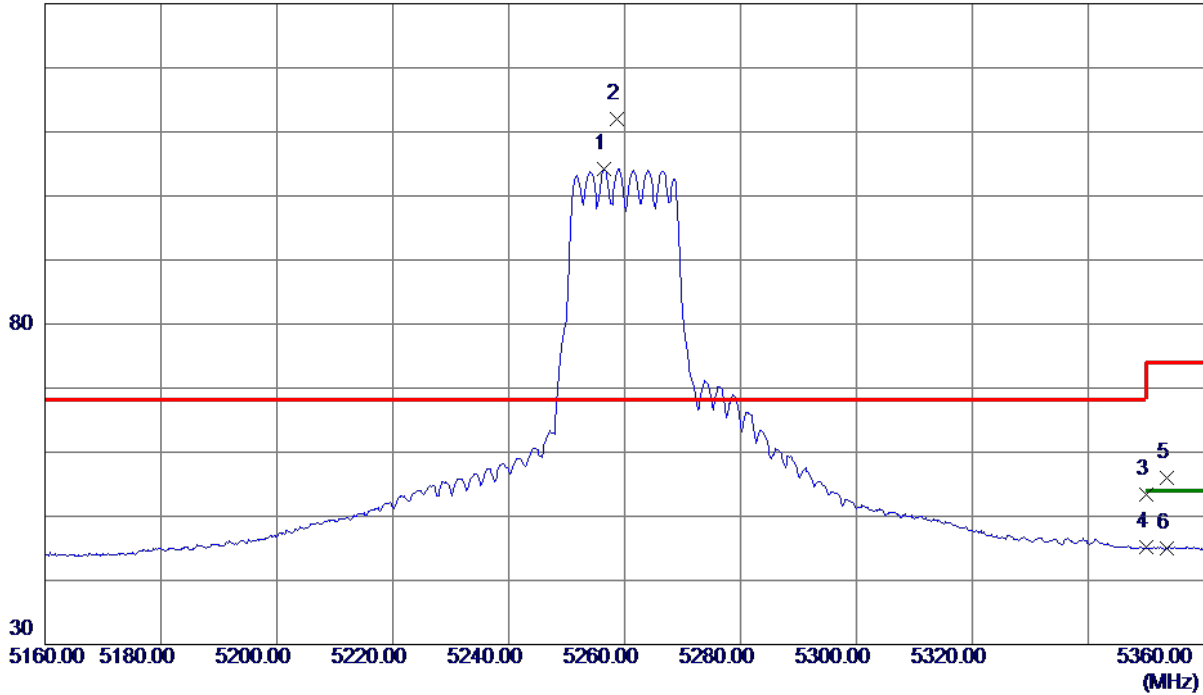
REMARKS:

- (1) Measurement Value = Reading Level + Correct Factor.
- (2) Margin Level = Measurement Value - Limit Value.

Orthogonal Axis	X
Test Mode	UNII-2A_TX AC (VHT20) Mode 5260 MHz

Horizontal

130 dBuV/m



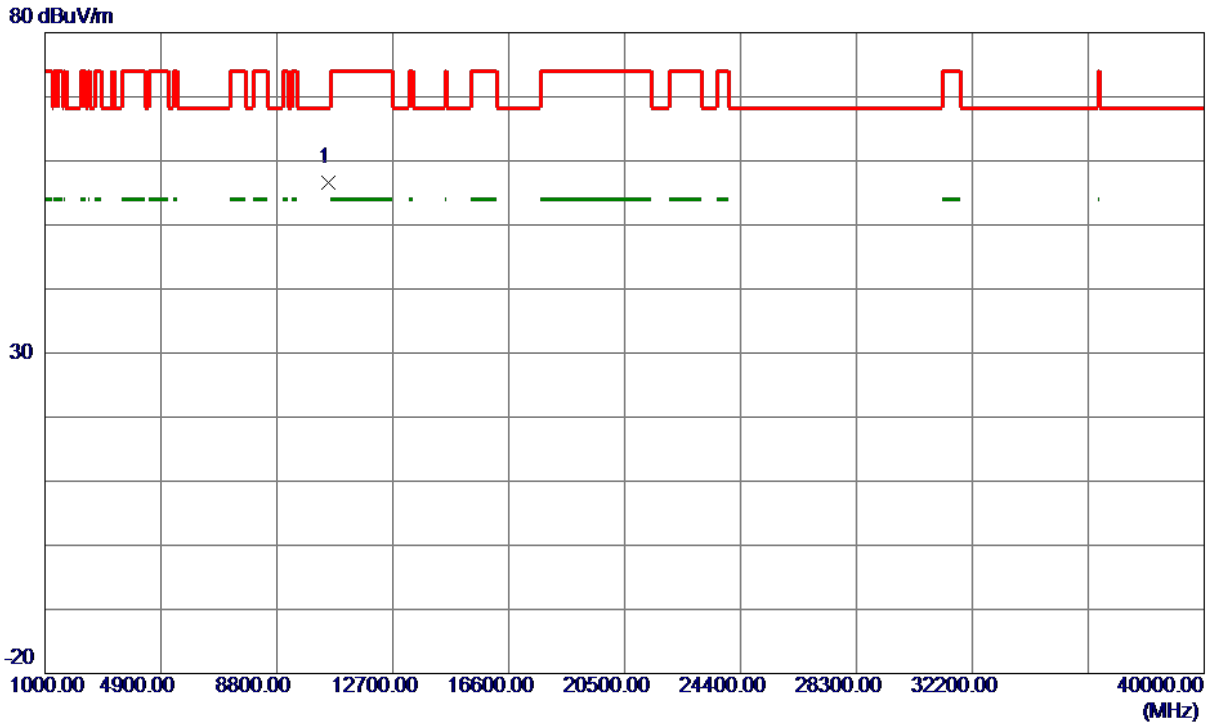
No.	Freq. MHz	Reading Level dBuV/m	Correct Factor dB	Measure ment dBuV/m	Limit dBuV/m	Margin dB	Detector	Comment
1	5256.4000	89.62	14.57	104.19	999.00	-894.81	AVG	No Limit
2 *	5258.7000	97.37	14.57	111.94	68.30	43.64	Peak	No Limit
3	5350.0000	38.69	14.79	53.48	74.00	-20.52	Peak	
4	5350.0000	30.32	14.79	45.11	54.00	-8.89	AVG	
5	5353.6000	41.24	14.80	56.04	74.00	-17.96	Peak	
6	5353.6000	30.27	14.80	45.07	54.00	-8.93	AVG	

REMARKS:

- (1) Measurement Value = Reading Level + Correct Factor.
- (2) Margin Level = Measurement Value - Limit Value.

Orthogonal Axis	X
Test Mode	UNII-2A_TX AC (VHT20) Mode 5260 MHz

Horizontal



No.	Freq. MHz	Reading Level dBuV/m	Correct Factor dB	Measurement dBuV/m	Limit dBuV/m	Margin dB	Detector	Comment
1 *	10521.8750	45.10	11.54	56.64	68.30	-11.66	Peak	

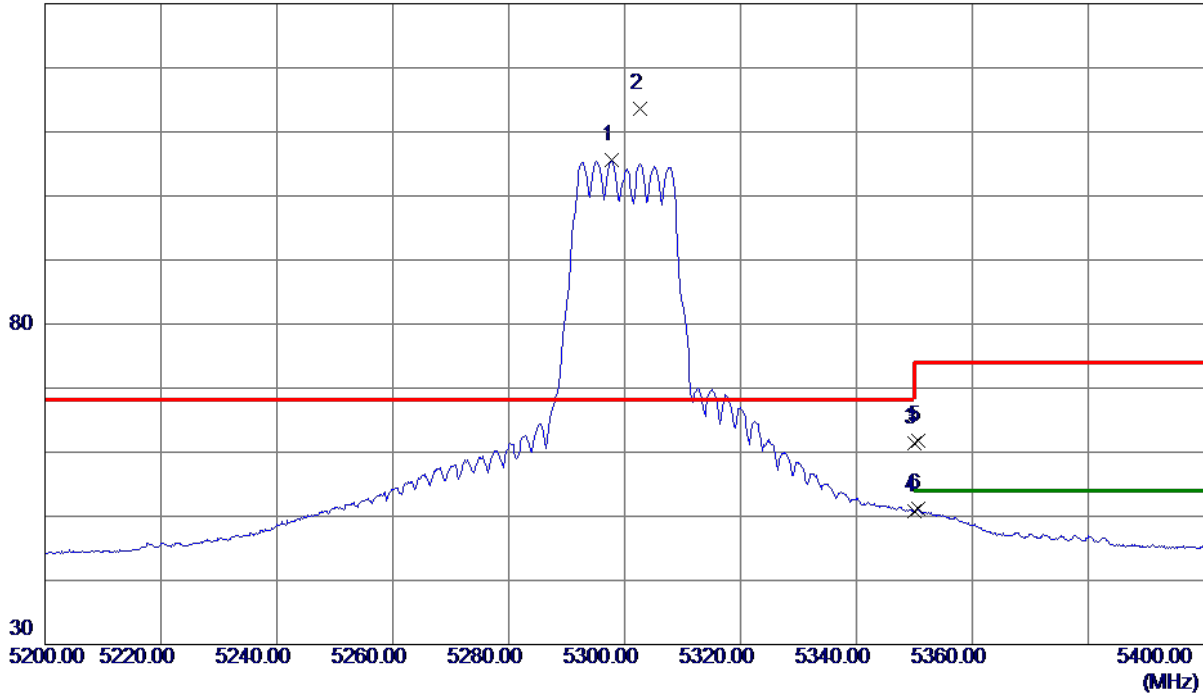
REMARKS:

- (1) Measurement Value = Reading Level + Correct Factor.
- (2) Margin Level = Measurement Value - Limit Value.

Orthogonal Axis	X
Test Mode	UNII-2A_TX AC (VHT20) Mode 5300 MHz

Vertical

130 dBuV/m



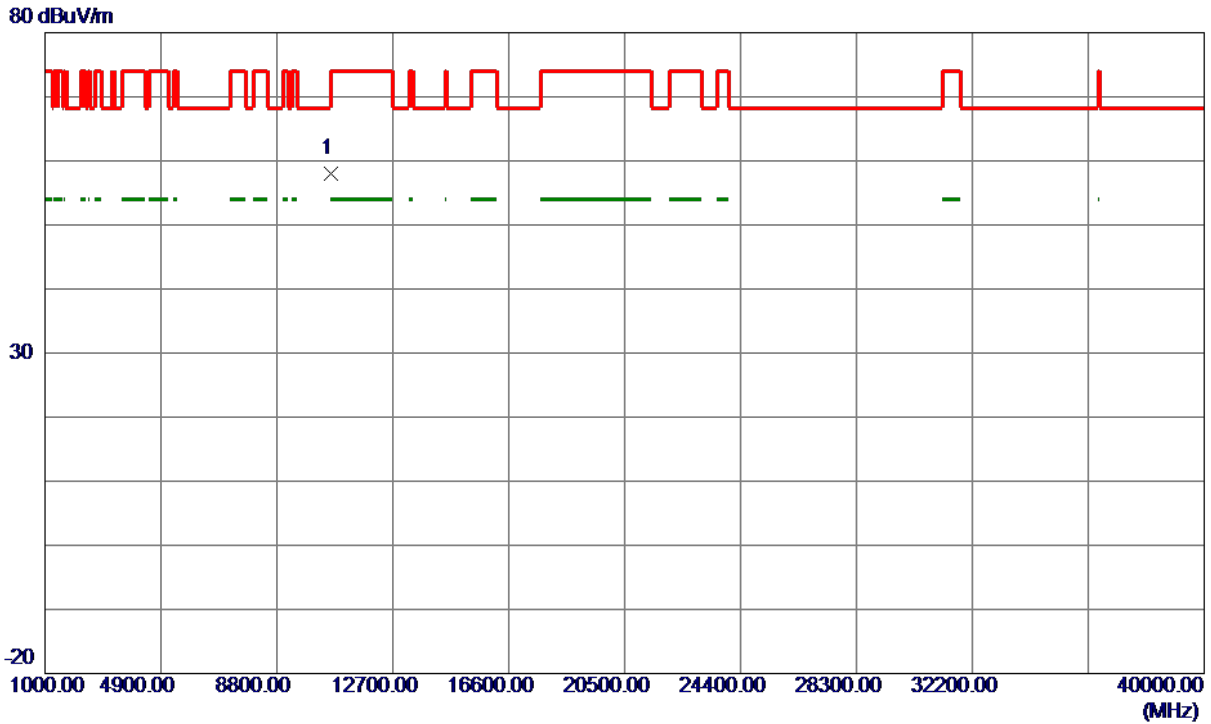
No.	Freq. MHz	Reading Level dBuV/m	Correct Factor dB	Measure ment dBuV/m	Limit dBuV/m	Margin dB	Detector	Comment
1	5297.7000	90.92	14.67	105.59	999.00	-893.41	AVG	No Limit
2 *	5302.6000	98.85	14.68	113.53	68.30	45.23	Peak	No Limit
3	5350.0000	46.62	14.79	61.41	74.00	-12.59	Peak	
4	5350.0000	35.98	14.79	50.77	54.00	-3.23	AVG	
5	5350.6000	47.02	14.79	61.81	74.00	-12.19	Peak	
6	5350.6000	36.46	14.79	51.25	54.00	-2.75	AVG	

REMARKS:

- (1) Measurement Value = Reading Level + Correct Factor.
- (2) Margin Level = Measurement Value - Limit Value.

Orthogonal Axis	X
Test Mode	UNII-2A_TX AC (VHT20) Mode 5300 MHz

Vertical



No.	Freq. MHz	Reading Level dBuV/m	Correct Factor dB	Measure ment dBuV/m	Limit dBuV/m	Margin dB	Detector	Comment
1 *	10599.0500	46.40	11.55	57.95	68.30	-10.35	Peak	

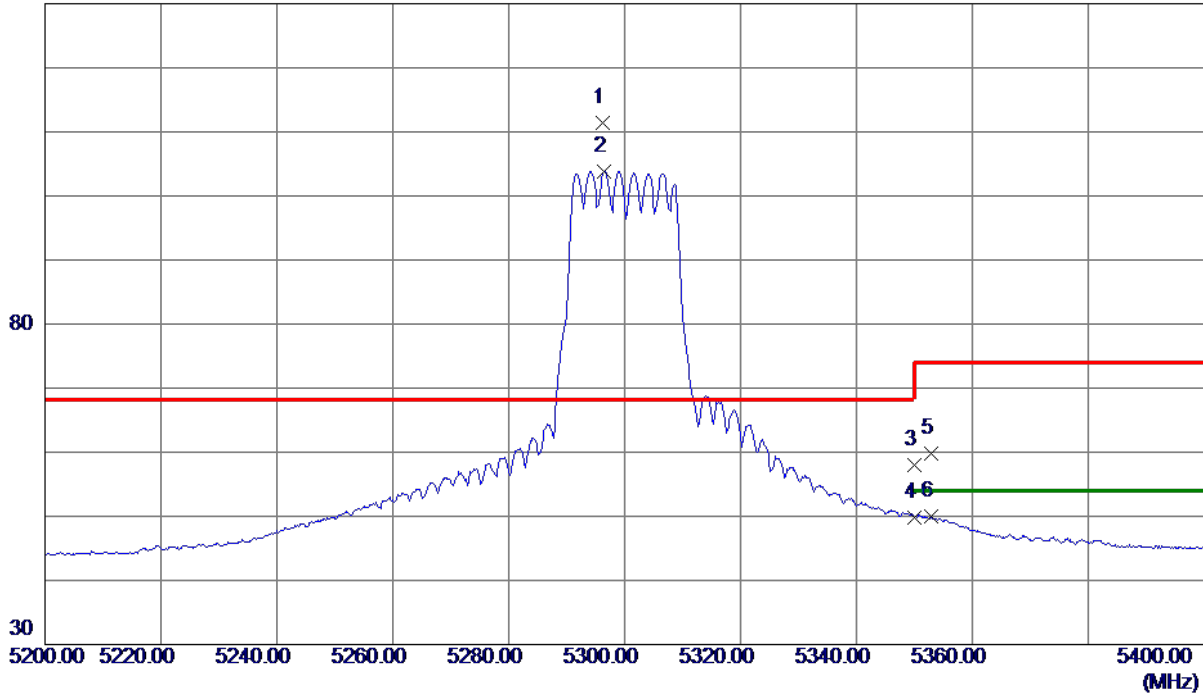
REMARKS:

- (1) Measurement Value = Reading Level + Correct Factor.
- (2) Margin Level = Measurement Value - Limit Value.

Orthogonal Axis	X
Test Mode	UNII-2A_TX AC (VHT20) Mode 5300 MHz

Horizontal

130 dBuV/m



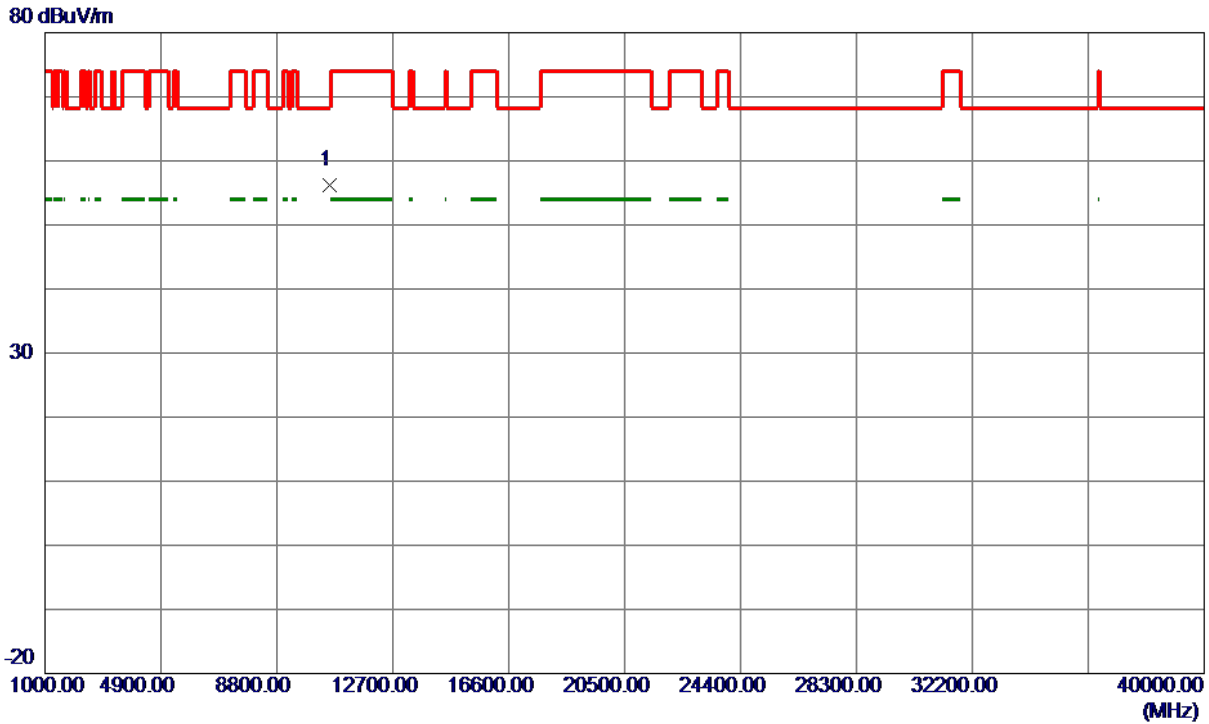
No.	Freq. MHz	Reading Level dBuV/m	Correct Factor dB	Measurement dBuV/m	Limit dBuV/m	Margin dB	Detector	Comment
1 *	5296.3000	96.75	14.66	111.41	68.30	43.11	Peak	No Limit
2	5296.5000	89.15	14.66	103.81	999.00	-895.19	AVG	No Limit
3	5350.0000	43.14	14.79	57.93	74.00	-16.07	Peak	
4	5350.0000	35.00	14.79	49.79	54.00	-4.21	AVG	
5	5352.8000	45.00	14.80	59.80	74.00	-14.20	Peak	
6	5352.8000	35.13	14.80	49.93	54.00	-4.07	AVG	

REMARKS:

- (1) Measurement Value = Reading Level + Correct Factor.
- (2) Margin Level = Measurement Value - Limit Value.

Orthogonal Axis	X
Test Mode	UNII-2A_TX AC (VHT20) Mode 5300 MHz

Horizontal



No.	Freq. MHz	Reading Level dBuV/m	Correct Factor dB	Measure ment dBuV/m	Limit dBuV/m	Margin dB	Detector	Comment
1 *	10594.1750	44.64	11.55	56.19	68.30	-12.11	Peak	

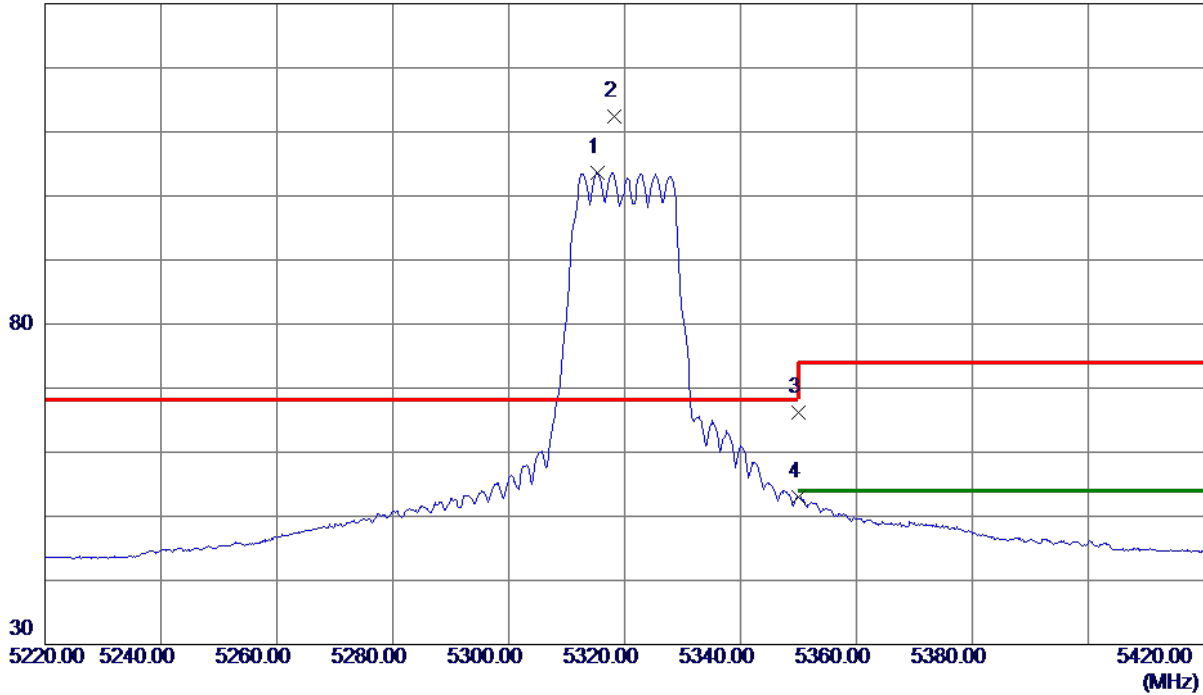
REMARKS:

- (1) Measurement Value = Reading Level + Correct Factor.
- (2) Margin Level = Measurement Value - Limit Value.

Orthogonal Axis	X
Test Mode	UNII-2A_TX AC (VHT20) Mode 5320 MHz

Vertical

130 dBuV/m



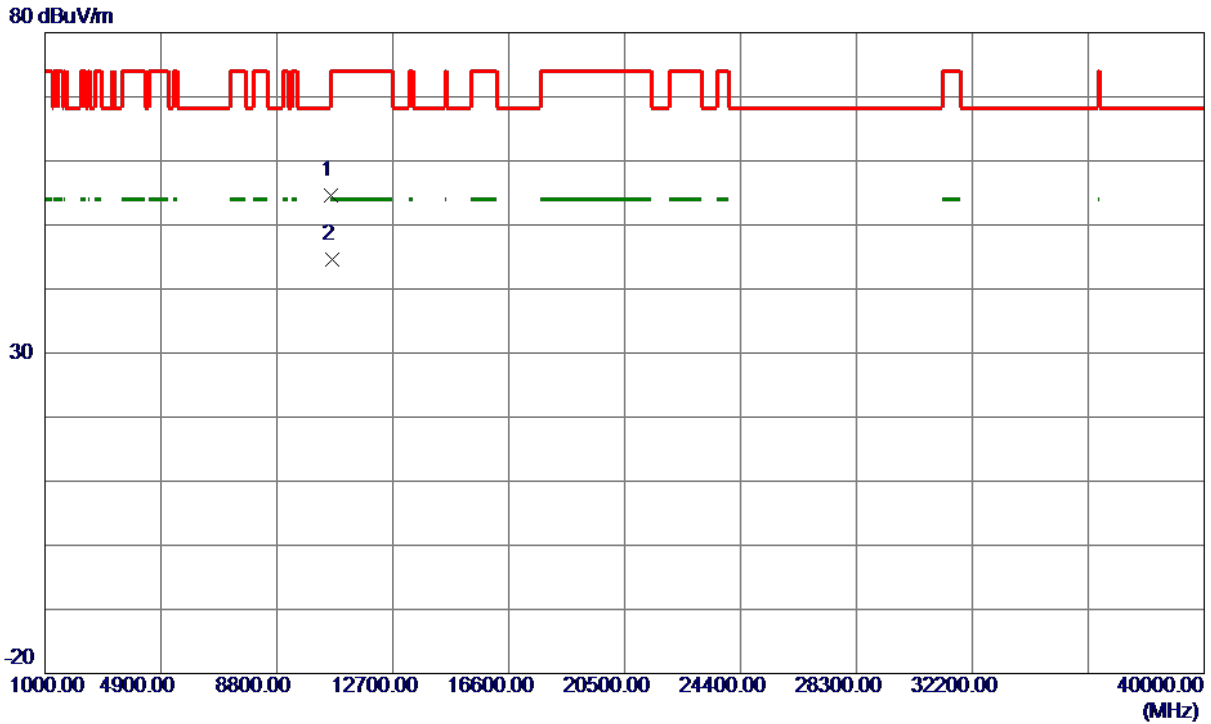
No.	Freq. MHz	Reading Level dBuV/m	Correct Factor dB	Measure ment dBuV/m	Limit dBuV/m	Margin dB	Detector	Comment
1	5315.3000	88.94	14.71	103.65	999.00	-895.35	AVG	No Limit
2 *	5318.3000	97.67	14.71	112.38	68.30	44.08	Peak	No Limit
3	5350.0000	51.35	14.79	66.14	74.00	-7.86	Peak	
4	5350.0000	38.27	14.79	53.06	54.00	-0.94	AVG	

REMARKS:

- (1) Measurement Value = Reading Level + Correct Factor.
- (2) Margin Level = Measurement Value - Limit Value.

Orthogonal Axis	X
Test Mode	UNII-2A_TX AC (VHT20) Mode 5320 MHz

Vertical



No.	Freq. MHz	Reading Level dBuV/m	Correct Factor dB	Measure ment dBuV/m	Limit dBuV/m	Margin dB	Detector	Comment
1	10641.6250	43.01	11.56	54.57	74.00	-19.43	Peak	
2 *	10641.8250	33.01	11.56	44.57	54.00	-9.43	AVG	

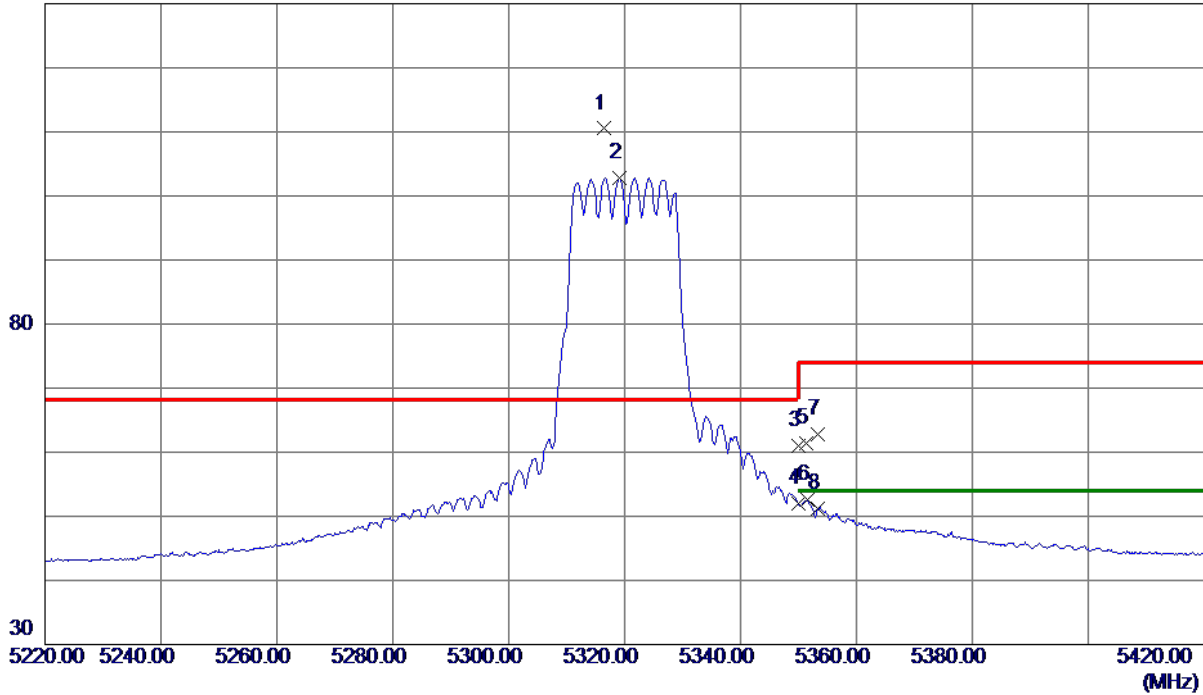
REMARKS:

- (1) Measurement Value = Reading Level + Correct Factor.
- (2) Margin Level = Measurement Value - Limit Value.

Orthogonal Axis	X
Test Mode	UNII-2A_TX AC (VHT20) Mode 5320 MHz

Horizontal

130 dBuV/m



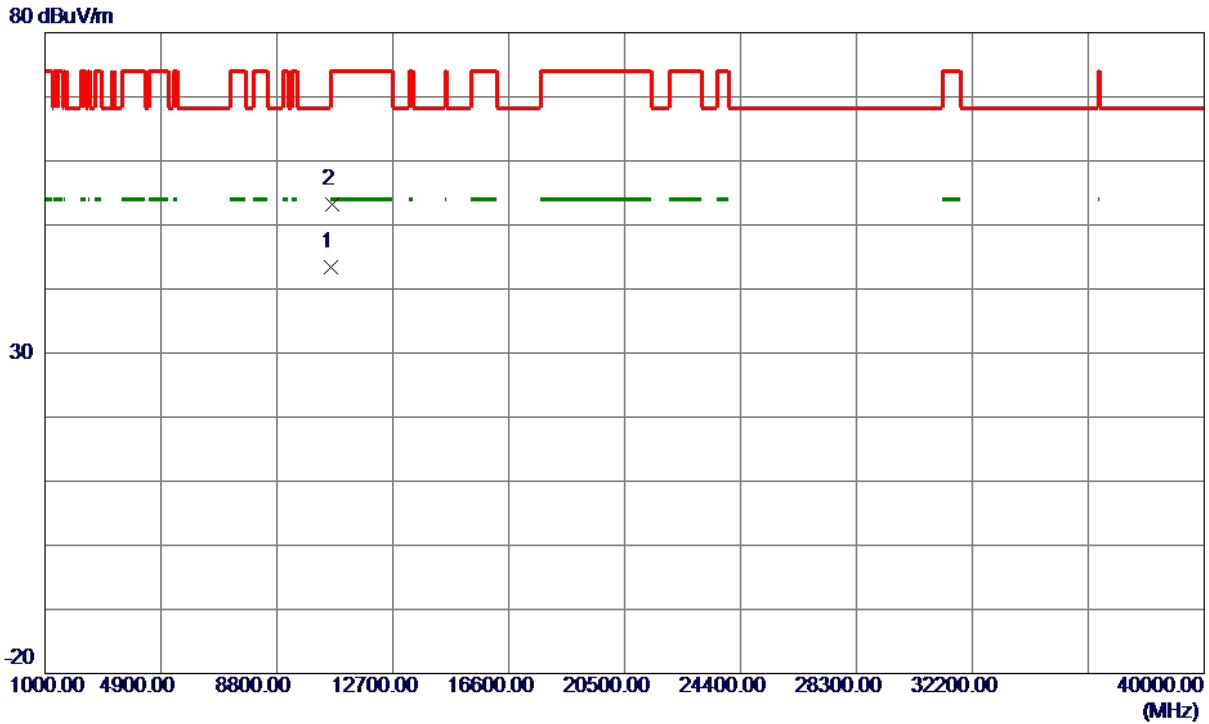
No.	Freq. MHz	Reading Level dBuV/m	Correct Factor dB	Measure ment dBuV/m	Limit dBuV/m	Margin dB	Detector	Comment
1 *	5316.5000	95.79	14.71	110.50	68.30	42.20	Peak	No Limit
2	5319.1000	88.09	14.72	102.81	999.00	-896.19	AVG	No Limit
3	5350.0000	46.14	14.79	60.93	74.00	-13.07	Peak	
4	5350.0000	37.12	14.79	51.91	54.00	-2.09	AVG	
5	5351.4000	46.65	14.79	61.44	74.00	-12.56	Peak	
6	5351.6000	37.77	14.79	52.56	54.00	-1.44	AVG	
7	5353.4000	47.95	14.80	62.75	74.00	-11.25	Peak	
8	5353.4000	36.39	14.80	51.19	54.00	-2.81	AVG	

REMARKS:

- (1) Measurement Value = Reading Level + Correct Factor.
- (2) Margin Level = Measurement Value - Limit Value.

Orthogonal Axis	X
Test Mode	UNII-2A_TX AC (VHT20) Mode 5320 MHz

Horizontal



No.	Freq. MHz	Reading Level dBuV/m	Correct Factor dB	Measure ment dBuV/m	Limit dBuV/m	Margin dB	Detector	Comment
1 *	10641.3000	31.75	11.56	43.31	54.00	-10.69	AVG	
2	10641.7000	41.62	11.56	53.18	74.00	-20.82	Peak	

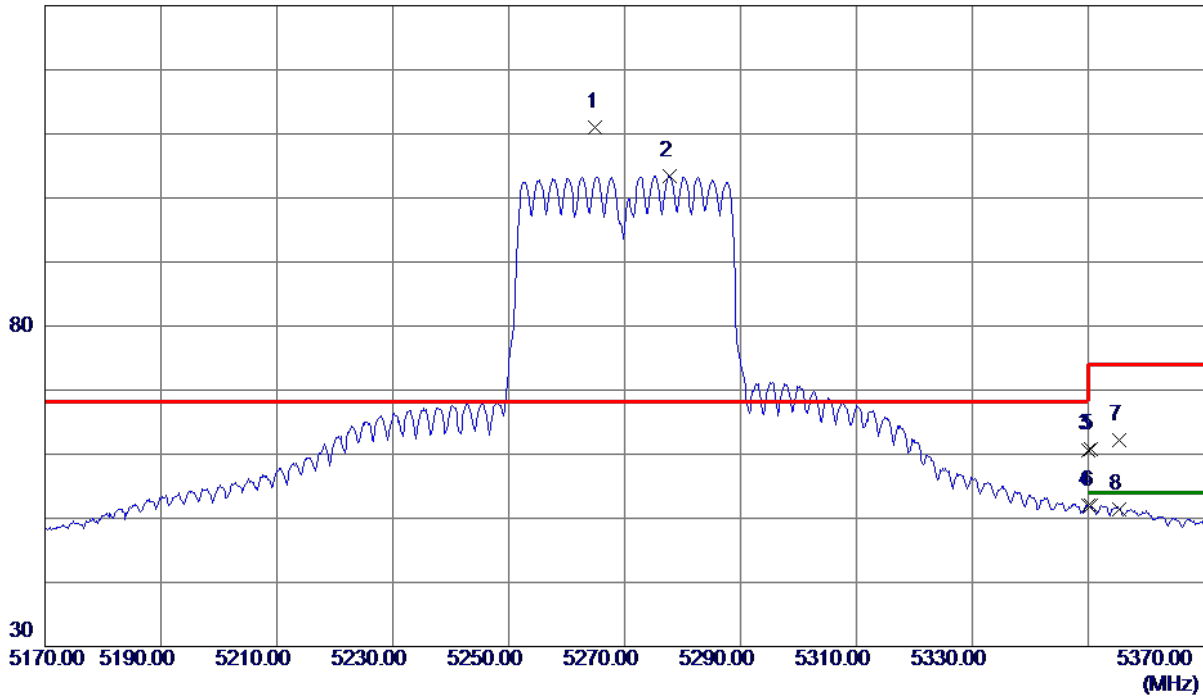
REMARKS:

- (1) Measurement Value = Reading Level + Correct Factor.
- (2) Margin Level = Measurement Value - Limit Value.

Orthogonal Axis	X
Test Mode	UNII-2A_TX AC (VHT40) Mode 5270 MHz

Vertical

130 dBuV/m



No.	Freq. MHz	Reading Level dBuV/m	Correct Factor dB	Measure ment dBuV/m	Limit dBuV/m	Margin dB	Detector	Comment
1 *	5265.0000	96.50	14.59	111.09	68.30	42.79	Peak	No Limit
2	5277.7000	88.85	14.62	103.47	999.00	-895.53	AVG	No Limit
3	5350.0000	45.91	14.79	60.70	74.00	-13.30	Peak	
4	5350.0000	37.17	14.79	51.96	54.00	-2.04	AVG	
5	5350.5000	46.03	14.79	60.82	74.00	-13.18	Peak	
6	5350.5000	37.23	14.79	52.02	54.00	-1.98	AVG	
7	5355.4000	47.45	14.80	62.25	74.00	-11.75	Peak	
8	5355.4000	36.53	14.80	51.33	54.00	-2.67	AVG	

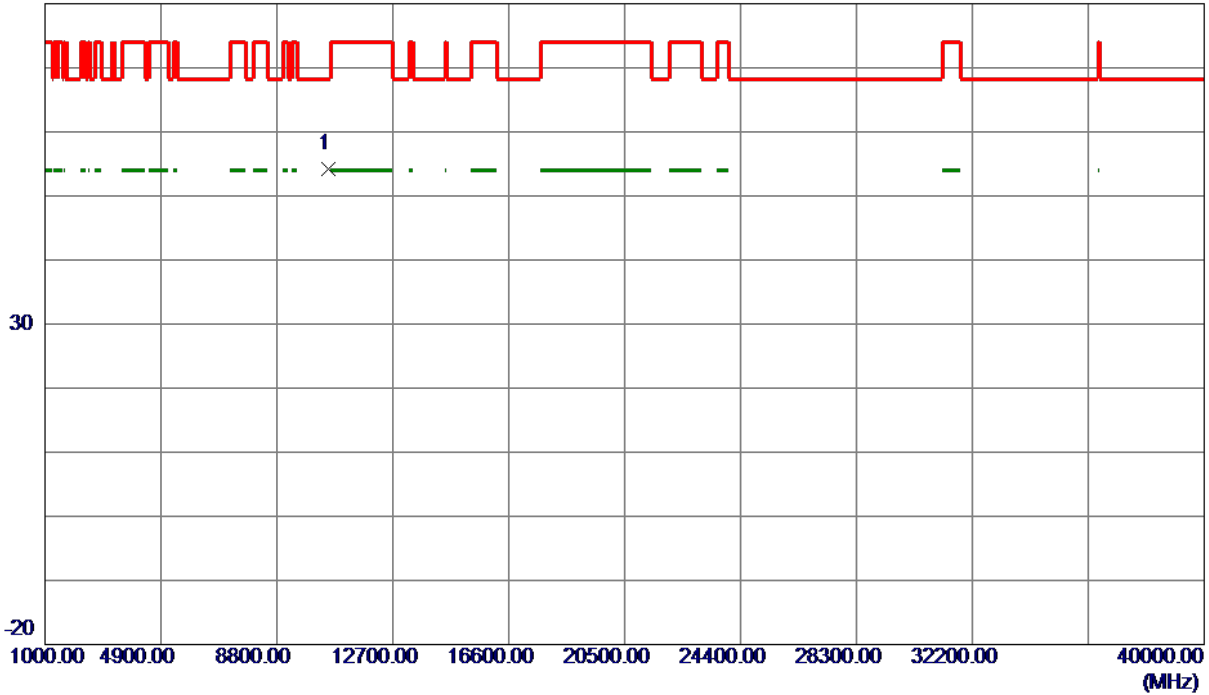
REMARKS:

- (1) Measurement Value = Reading Level + Correct Factor.
- (2) Margin Level = Measurement Value - Limit Value.

Orthogonal Axis	X
Test Mode	UNII-2A_TX AC (VHT40) Mode 5270 MHz

Vertical

80 dBuV/m



No.	Freq. MHz	Reading Level dBuV/m	Correct Factor dB	Measure ment dBuV/m	Limit dBuV/m	Margin dB	Detector	Comment
1 *	10541.8000	42.69	11.54	54.23	68.30	-14.07	Peak	

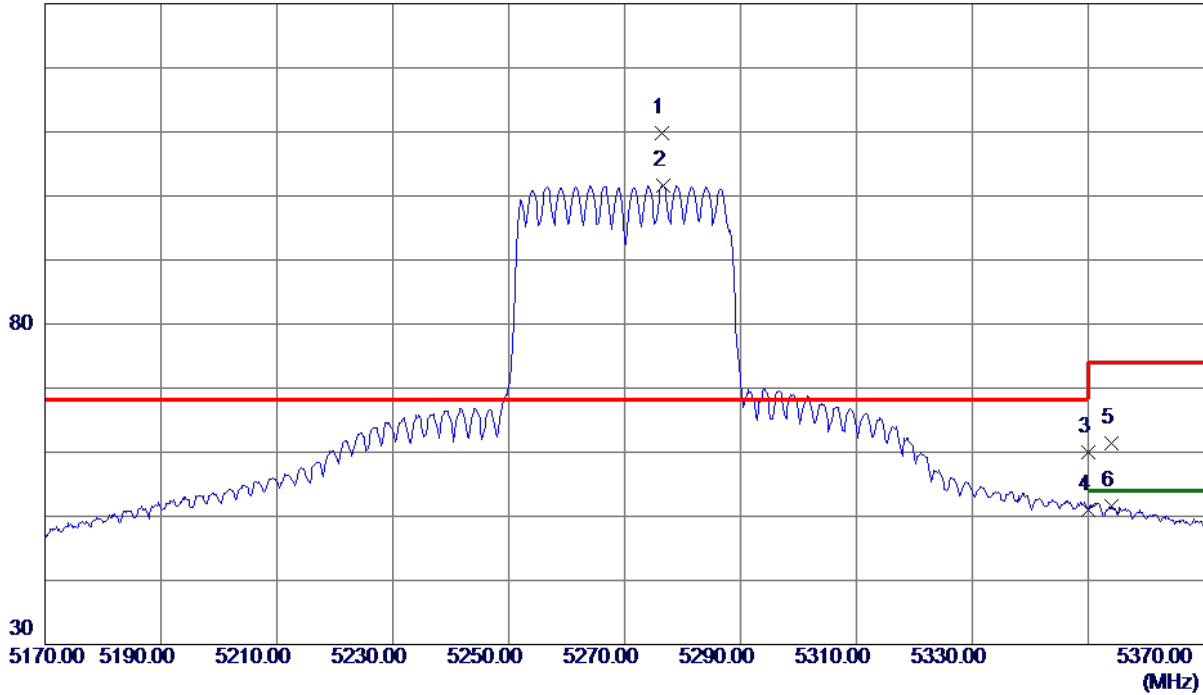
REMARKS:

- (1) Measurement Value = Reading Level + Correct Factor.
- (2) Margin Level = Measurement Value - Limit Value.

Orthogonal Axis	X
Test Mode	UNII-2A_TX AC (VHT40) Mode 5270 MHz

Horizontal

130 dBuV/m



No.	Freq. MHz	Reading Level dBuV/m	Correct Factor dB	Measure ment dBuV/m	Limit dBuV/m	Margin dB	Detector	Comment
1 *	5276.4000	95.14	14.62	109.76	68.30	41.46	Peak	No Limit
2	5276.7000	86.98	14.62	101.60	999.00	-897.40	AVG	No Limit
3	5350.0000	45.20	14.79	59.99	74.00	-14.01	Peak	
4	5350.0000	36.29	14.79	51.08	54.00	-2.92	AVG	
5	5354.0000	46.60	14.80	61.40	74.00	-12.60	Peak	
6	5354.0000	36.85	14.80	51.65	54.00	-2.35	AVG	

REMARKS:

- (1) Measurement Value = Reading Level + Correct Factor.
- (2) Margin Level = Measurement Value - Limit Value.

Orthogonal Axis	X
Test Mode	UNII-2A_TX AC (VHT40) Mode 5270 MHz

Horizontal



No.	Freq. MHz	Reading Level dBuV/m	Correct Factor dB	Measure ment dBuV/m	Limit dBuV/m	Margin dB	Detector	Comment
1 *	10539.2000	40.30	11.54	51.84	68.30	-16.46	Peak	

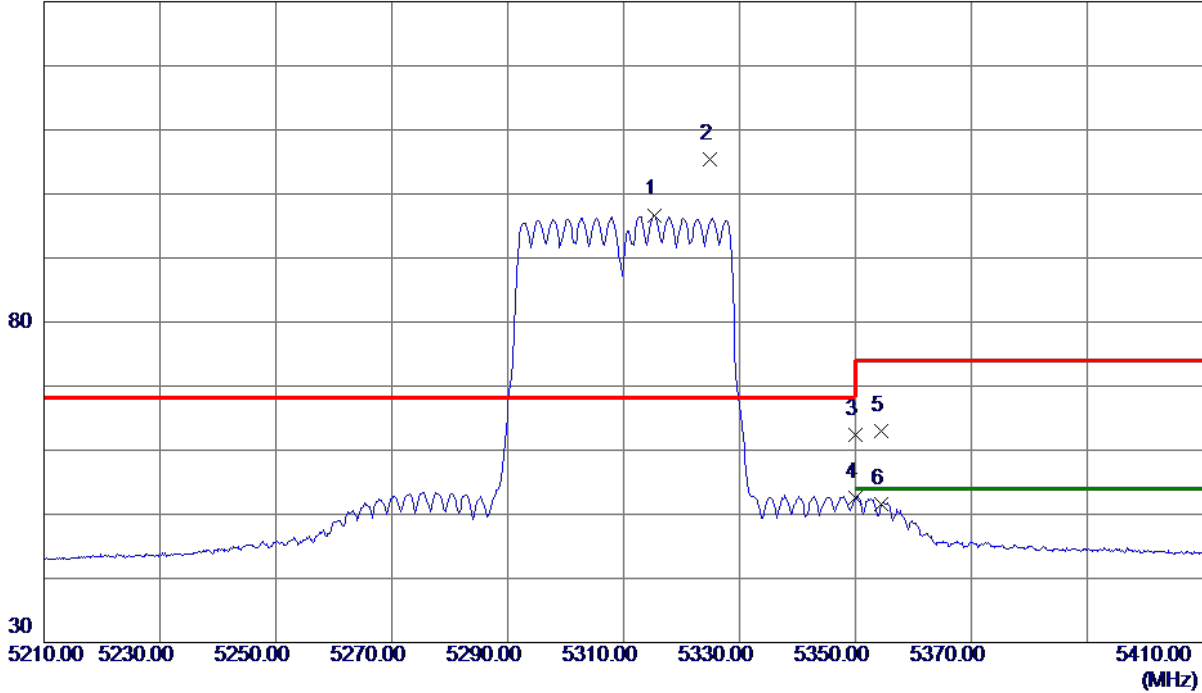
REMARKS:

- (1) Measurement Value = Reading Level + Correct Factor.
- (2) Margin Level = Measurement Value - Limit Value.

Orthogonal Axis	X
Test Mode	UNII-2A_TX AC (VHT40) Mode 5310 MHz

Vertical

130 dBuV/m



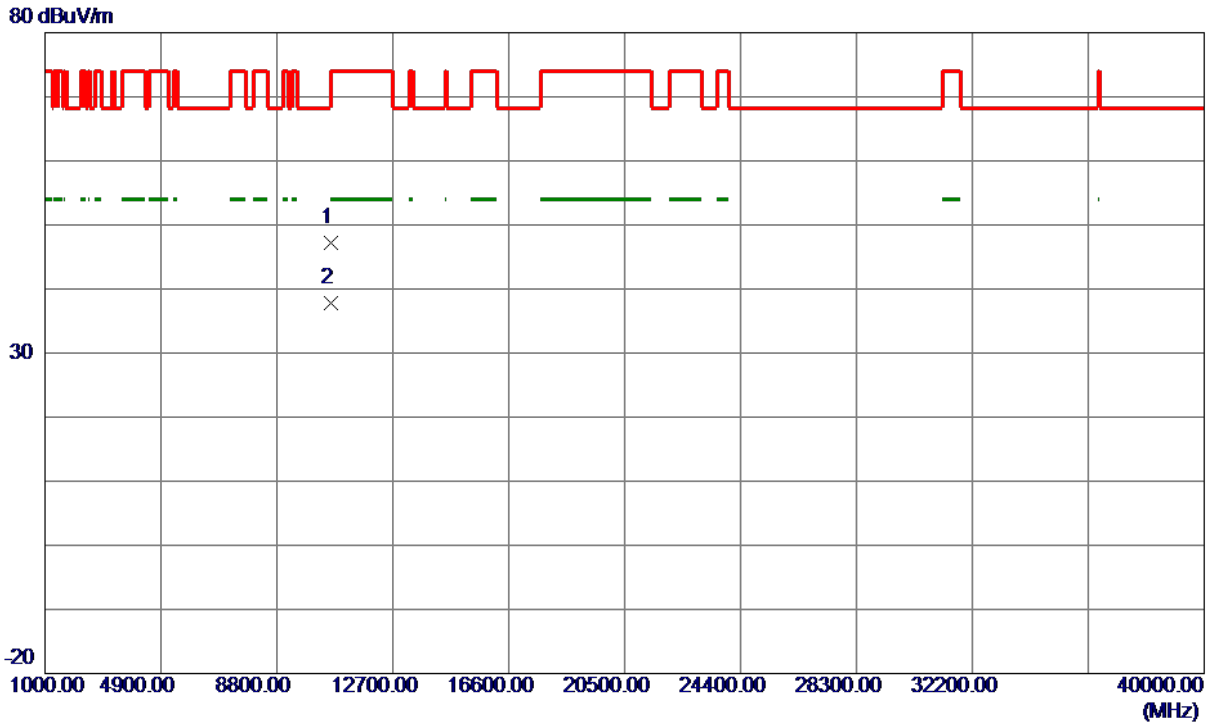
No.	Freq. MHz	Reading Level dBuV/m	Correct Factor dB	Measure ment dBuV/m	Limit dBuV/m	Margin dB	Detector	Comment
1	5315.4000	81.99	14.71	96.70	999.00	-902.30	AVG	No Limit
2 *	5324.9000	90.64	14.73	105.37	68.30	37.07	Peak	No Limit
3	5350.0000	47.55	14.79	62.34	74.00	-11.66	Peak	
4	5350.0000	37.73	14.79	52.52	54.00	-1.48	AVG	
5	5354.4000	48.27	14.80	63.07	74.00	-10.93	Peak	
6	5354.4000	36.87	14.80	51.67	54.00	-2.33	AVG	

REMARKS:

- (1) Measurement Value = Reading Level + Correct Factor.
- (2) Margin Level = Measurement Value - Limit Value.

Orthogonal Axis	X
Test Mode	UNII-2A_TX AC (VHT40) Mode 5310 MHz

Vertical



No.	Freq. MHz	Reading Level dBuV/m	Correct Factor dB	Measure ment dBuV/m	Limit dBuV/m	Margin dB	Detector	Comment
1	10616.4500	35.69	11.55	47.24	74.00	-26.76	Peak	
2 *	10623.9500	26.33	11.56	37.89	54.00	-16.11	AVG	

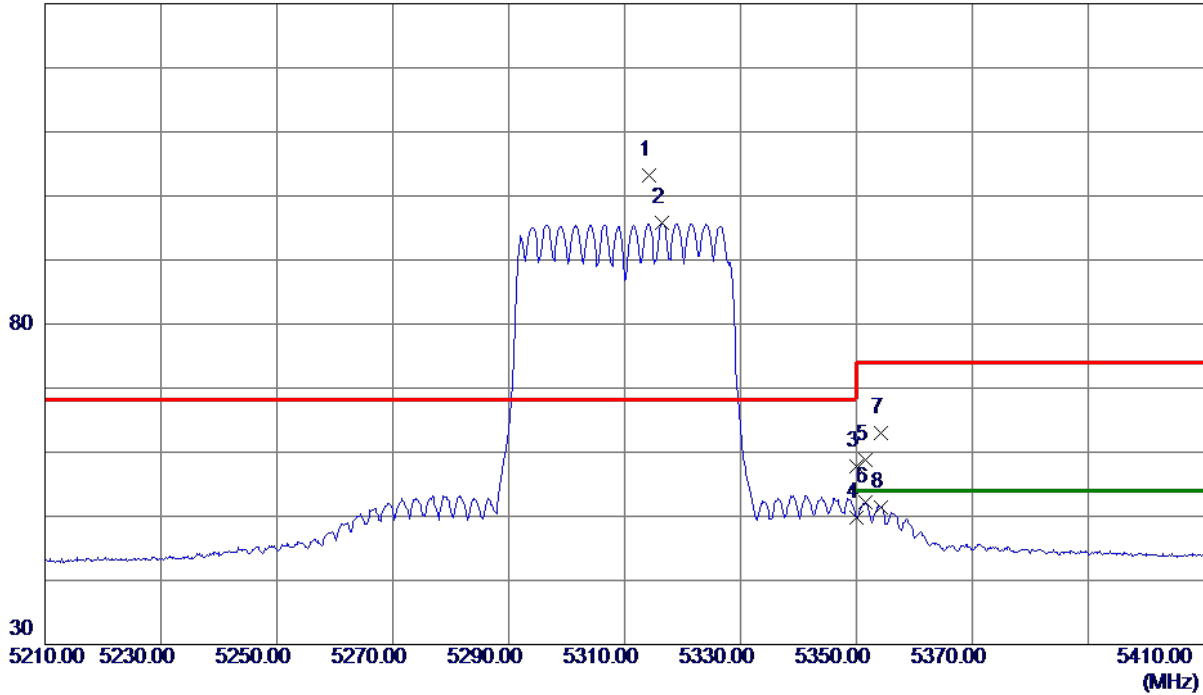
REMARKS:

- (1) Measurement Value = Reading Level + Correct Factor.
- (2) Margin Level = Measurement Value - Limit Value.

Orthogonal Axis	X
Test Mode	UNII-2A_TX AC (VHT40) Mode 5310 MHz

Horizontal

130 dBuV/m



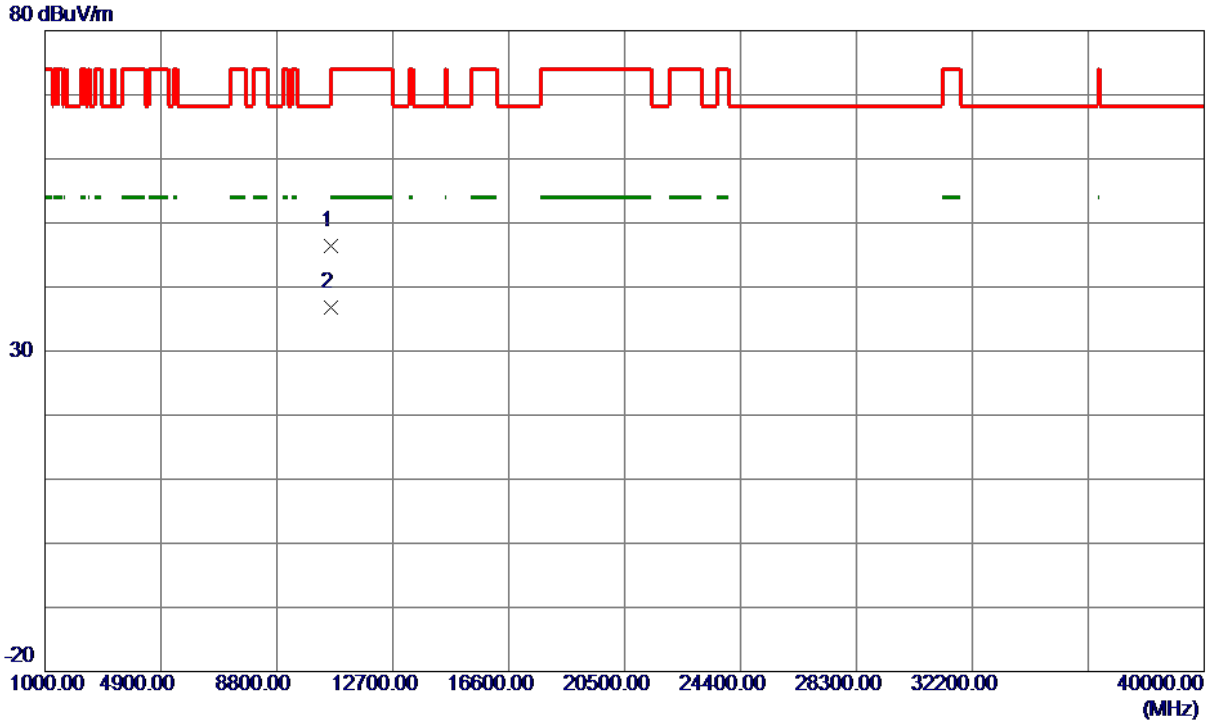
No.	Freq. MHz	Reading Level dBuV/m	Correct Factor dB	Measure ment dBuV/m	Limit dBuV/m	Margin dB	Detector	Comment
1 *	5314.3000	88.42	14.70	103.12	68.30	34.82	Peak	No Limit
2	5316.5000	81.08	14.71	95.79	999.00	-903.21	AVG	No Limit
3	5350.0000	42.97	14.79	57.76	74.00	-16.24	Peak	
4	5350.0000	35.07	14.79	49.86	54.00	-4.14	AVG	
5	5351.5000	43.98	14.79	58.77	74.00	-15.23	Peak	
6	5351.6000	37.47	14.79	52.26	54.00	-1.74	AVG	
7	5354.3000	48.14	14.80	62.94	74.00	-11.06	Peak	
8	5354.3000	36.63	14.80	51.43	54.00	-2.57	AVG	

REMARKS:

- (1) Measurement Value = Reading Level + Correct Factor.
- (2) Margin Level = Measurement Value - Limit Value.

Orthogonal Axis	X
Test Mode	UNII-2A_TX AC (VHT40) Mode 5310 MHz

Horizontal



No.	Freq. MHz	Reading Level dBuV/m	Correct Factor dB	Measure ment dBuV/m	Limit dBuV/m	Margin dB	Detector	Comment
1	10611.5500	34.86	11.55	46.41	74.00	-27.59	Peak	
2 *	10618.9000	25.26	11.56	36.82	54.00	-17.18	AVG	

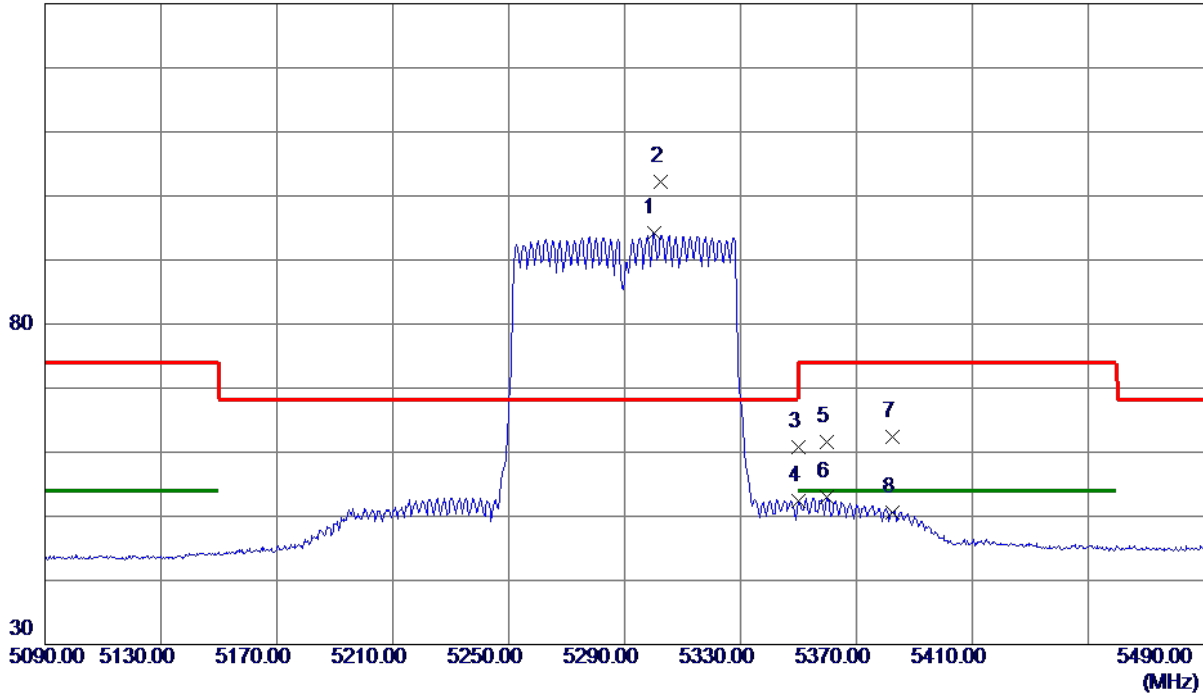
REMARKS:

- (1) Measurement Value = Reading Level + Correct Factor.
- (2) Margin Level = Measurement Value - Limit Value.

Orthogonal Axis	X
Test Mode	UNII-2A_TX AC (VHT80) Mode 5290 MHz

Vertical

130 dBuV/m



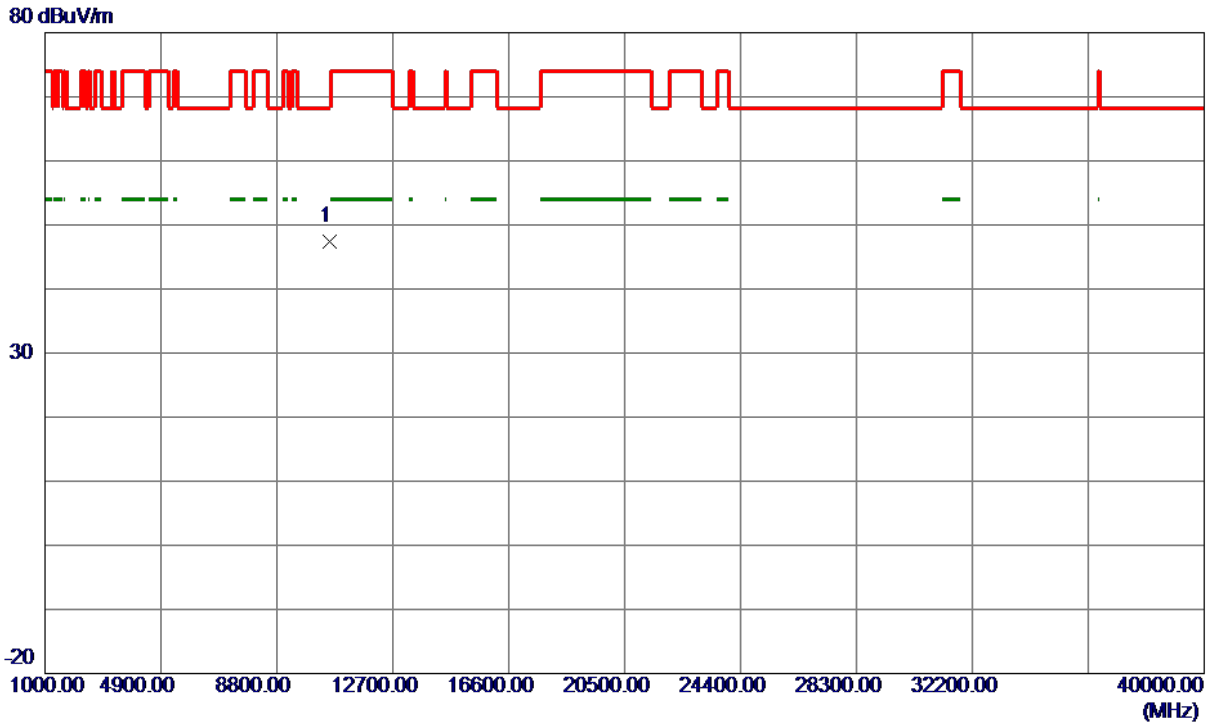
No.	Freq. MHz	Reading Level dBuV/m	Correct Factor dB	Measure ment dBuV/m	Limit dBuV/m	Margin dB	Detector	Comment
1	5300.0000	79.59	14.67	94.26	999.00	-904.74	AVG	No Limit
2 *	5302.6000	87.50	14.68	102.18	68.30	33.88	Peak	No Limit
3	5350.0000	46.00	14.79	60.79	74.00	-13.21	Peak	
4	5350.0000	37.66	14.79	52.45	54.00	-1.55	AVG	
5	5359.8000	46.85	14.81	61.66	74.00	-12.34	Peak	
6	5359.8000	38.10	14.81	52.91	54.00	-1.09	AVG	
7	5382.4000	47.56	14.87	62.43	74.00	-11.57	Peak	
8	5382.4000	35.82	14.87	50.69	54.00	-3.31	AVG	

REMARKS:

- (1) Measurement Value = Reading Level + Correct Factor.
- (2) Margin Level = Measurement Value - Limit Value.

Orthogonal Axis	X
Test Mode	UNII-2A_TX AC (VHT80) Mode 5290 MHz

Vertical



No.	Freq. MHz	Reading Level dBuV/m	Correct Factor dB	Measure ment dBuV/m	Limit dBuV/m	Margin dB	Detector	Comment
1 *	10587.1300	35.83	11.55	47.38	68.30	-20.92	Peak	

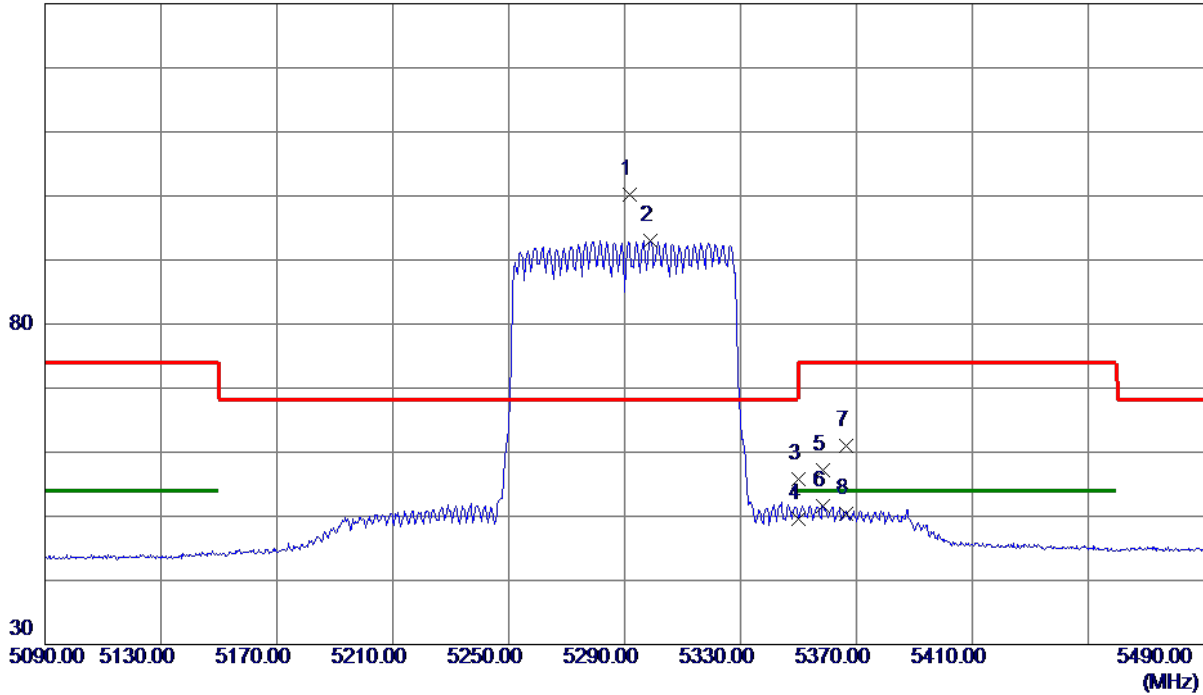
REMARKS:

- (1) Measurement Value = Reading Level + Correct Factor.
- (2) Margin Level = Measurement Value - Limit Value.

Orthogonal Axis	X
Test Mode	UNII-2A_TX AC (VHT80) Mode 5290 MHz

Horizontal

130 dBuV/m



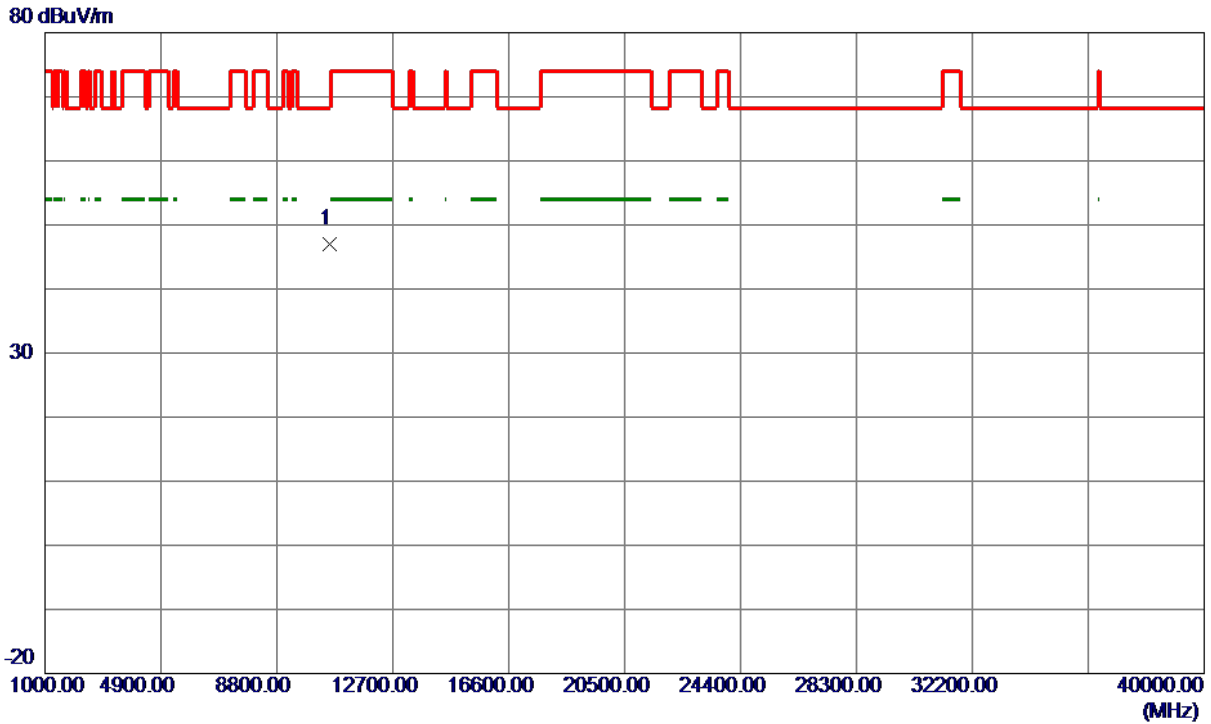
No.	Freq. MHz	Reading Level dBuV/m	Correct Factor dB	Measure ment dBuV/m	Limit dBuV/m	Margin dB	Detector	Comment
1 *	5291.8000	85.57	14.65	100.22	68.30	31.92	Peak	No Limit
2	5299.0000	78.36	14.67	93.03	999.00	-905.97	AVG	No Limit
3	5350.0000	41.07	14.79	55.86	74.00	-18.14	Peak	
4	5350.0000	34.80	14.79	49.59	54.00	-4.41	AVG	
5	5358.4000	42.38	14.81	57.19	74.00	-16.81	Peak	
6	5358.4000	36.83	14.81	51.64	54.00	-2.36	AVG	
7	5366.6000	46.23	14.83	61.06	74.00	-12.94	Peak	
8	5366.6000	35.48	14.83	50.31	54.00	-3.69	AVG	

REMARKS:

- (1) Measurement Value = Reading Level + Correct Factor.
- (2) Margin Level = Measurement Value - Limit Value.

Orthogonal Axis	X
Test Mode	UNII-2A_TX AC (VHT80) Mode 5290 MHz

Horizontal



No.	Freq. MHz	Reading Level dBuV/m	Correct Factor dB	Measure ment dBuV/m	Limit dBuV/m	Margin dB	Detector	Comment
1 *	10579.3200	35.46	11.55	47.01	68.30	-21.29	Peak	

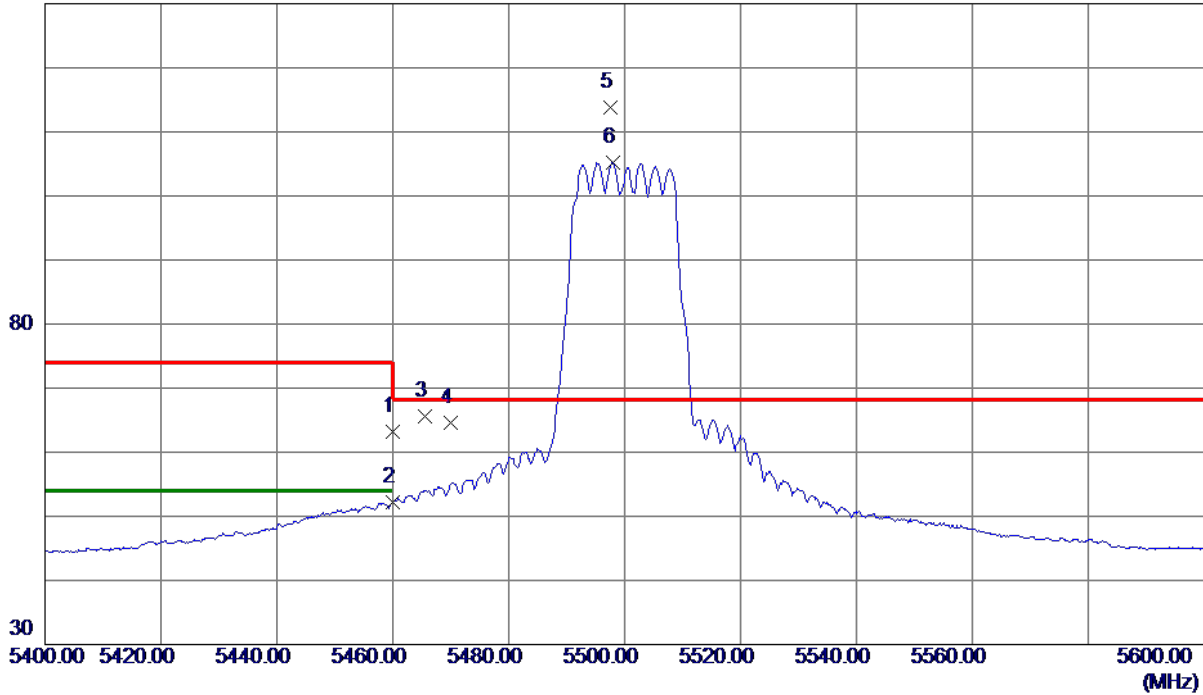
REMARKS:

- (1) Measurement Value = Reading Level + Correct Factor.
- (2) Margin Level = Measurement Value - Limit Value.

Orthogonal Axis	X
Test Mode	UNII-2C_TX AC (VHT20) Mode 5500 MHz

Vertical

130 dBuV/m



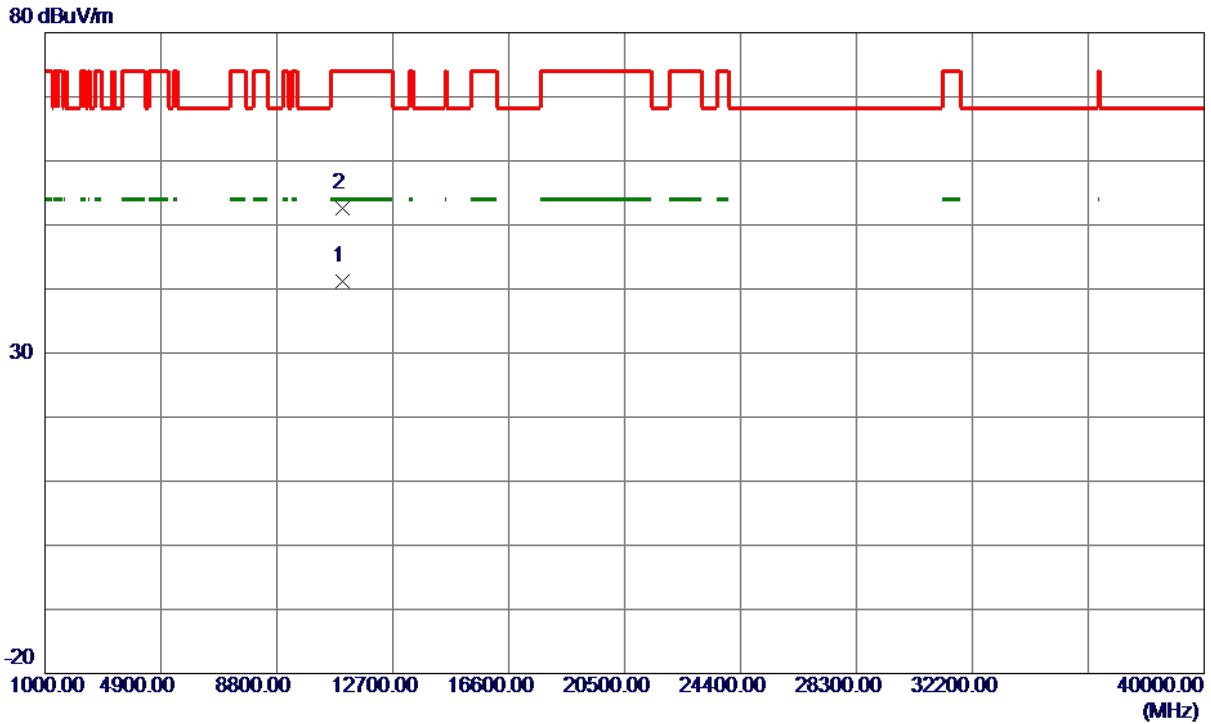
No.	Freq. MHz	Reading Level dBuV/m	Correct Factor dB	Measure ment dBuV/m	Limit dBuV/m	Margin dB	Detector	Comment
1	5460.0000	48.19	15.05	63.24	74.00	-10.76	Peak	
2	5460.0000	37.16	15.05	52.21	54.00	-1.79	AVG	
3	5465.6000	50.56	15.06	65.62	68.30	-2.68	Peak	
4	5470.0000	49.50	15.07	64.57	68.30	-3.73	Peak	
5 *	5497.6000	98.60	15.14	113.74	68.30	45.44	Peak	No Limit
6	5497.9000	90.05	15.14	105.19	999.00	-893.81	AVG	No Limit

REMARKS:

- (1) Measurement Value = Reading Level + Correct Factor.
- (2) Margin Level = Measurement Value - Limit Value.

Orthogonal Axis	X
Test Mode	UNII-2C_TX AC (VHT20) Mode 5500 MHz

Vertical



No.	Freq. MHz	Reading Level dBuV/m	Correct Factor dB	Measure ment dBuV/m	Limit dBuV/m	Margin dB	Detector	Comment
1 *	10998.9400	29.58	11.62	41.20	54.00	-12.80	AVG	
2	11001.6000	41.03	11.62	52.65	74.00	-21.35	Peak	

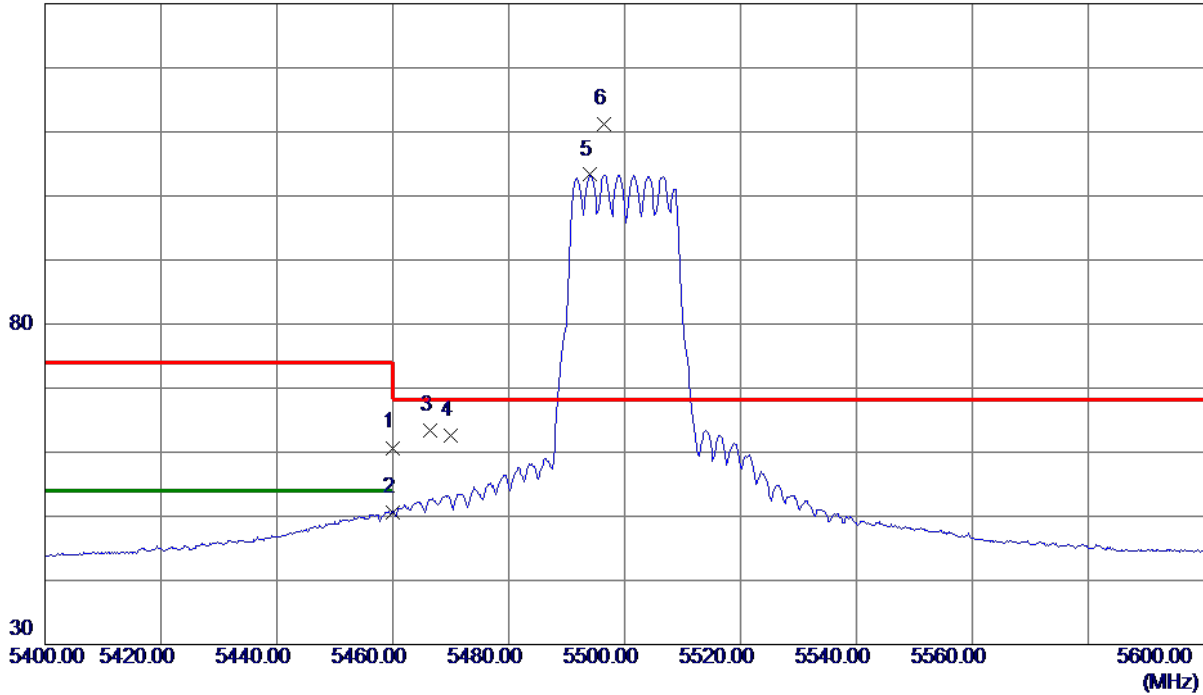
REMARKS:

- (1) Measurement Value = Reading Level + Correct Factor.
- (2) Margin Level = Measurement Value - Limit Value.

Orthogonal Axis	X
Test Mode	UNII-2C_TX AC (VHT20) Mode 5500 MHz

Horizontal

130 dBuV/m



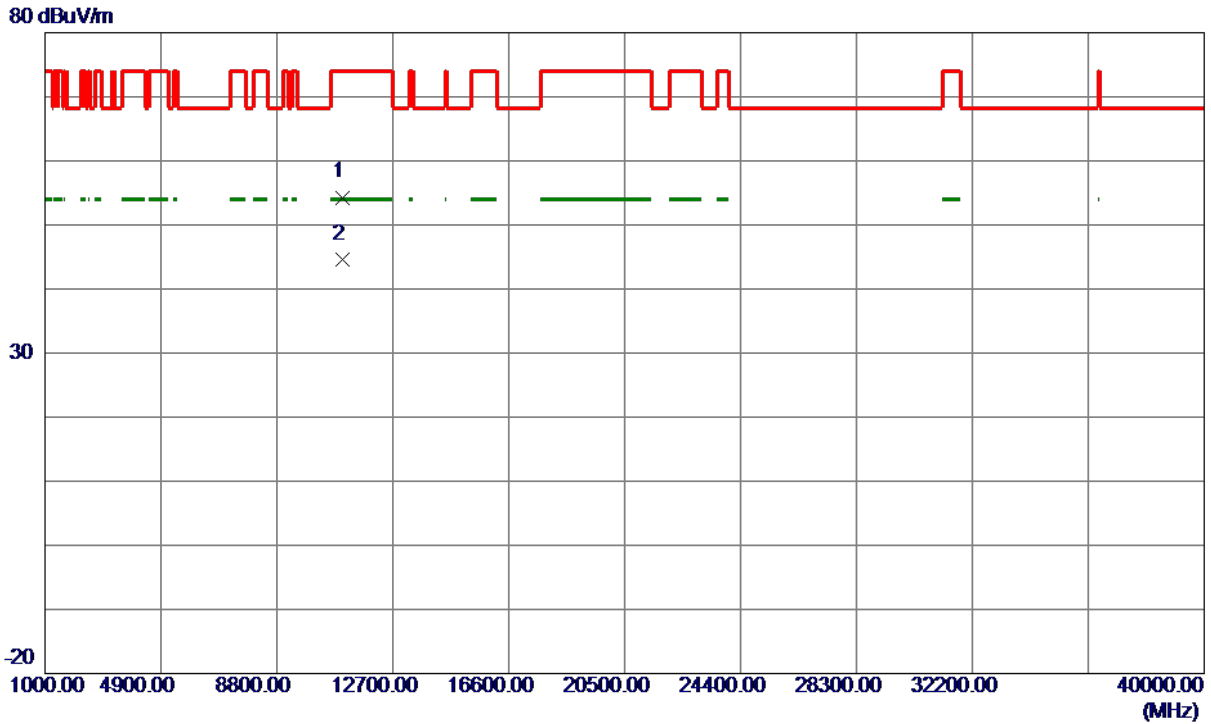
No.	Freq. MHz	Reading Level dBuV/m	Correct Factor dB	Measure ment dBuV/m	Limit dBuV/m	Margin dB	Detector	Comment
1	5460.0000	45.65	15.05	60.70	74.00	-13.30	Peak	
2	5460.0000	35.59	15.05	50.64	54.00	-3.36	AVG	
3	5466.5000	48.42	15.07	63.49	68.30	-4.81	Peak	
4	5470.0000	47.48	15.07	62.55	68.30	-5.75	Peak	
5	5494.1000	88.17	15.13	103.30	999.00	-895.70	AVG	No Limit
6 *	5496.4000	96.10	15.14	111.24	68.30	42.94	Peak	No Limit

REMARKS:

- (1) Measurement Value = Reading Level + Correct Factor.
- (2) Margin Level = Measurement Value - Limit Value.

Orthogonal Axis	X
Test Mode	UNII-2C_TX AC (VHT20) Mode 5500 MHz

Horizontal



No.	Freq. MHz	Reading Level dBuV/m	Correct Factor dB	Measure ment dBuV/m	Limit dBuV/m	Margin dB	Detector	Comment
1	10994.2000	42.68	11.62	54.30	74.00	-19.70	Peak	
2 *	10999.1000	32.99	11.62	44.61	54.00	-9.39	AVG	

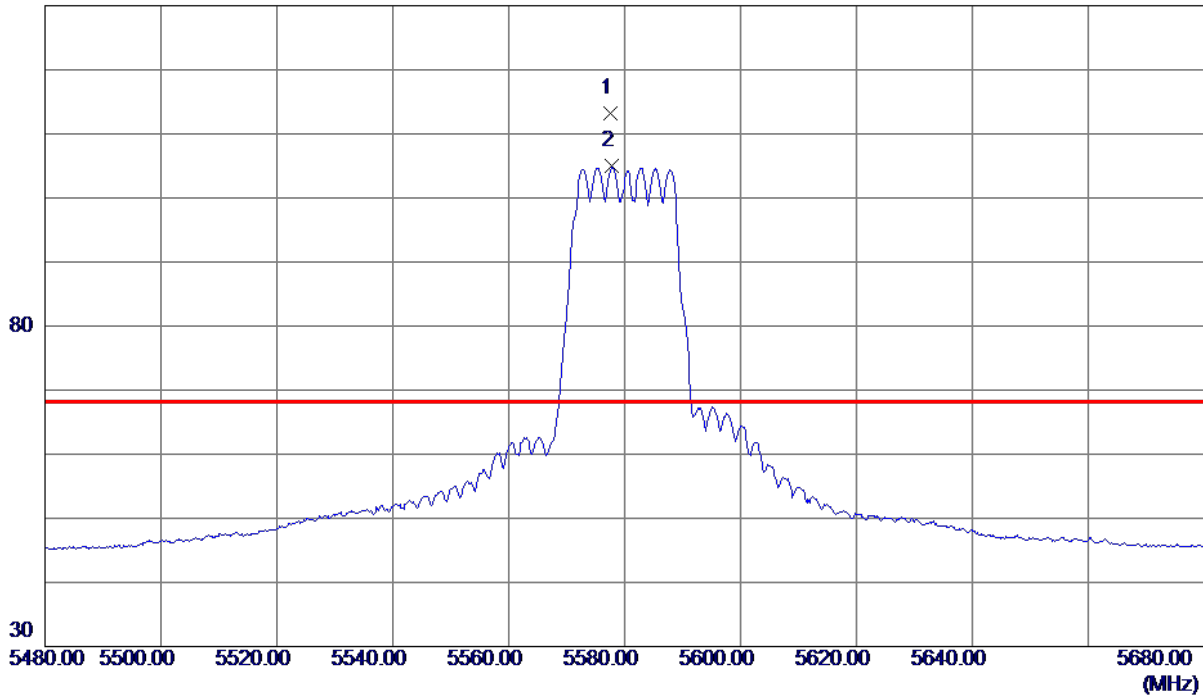
REMARKS:

- (1) Measurement Value = Reading Level + Correct Factor.
- (2) Margin Level = Measurement Value - Limit Value.

Orthogonal Axis	X
Test Mode	UNII-2C_TX AC (VHT20) Mode 5580 MHz

Vertical

130 dBuV/m



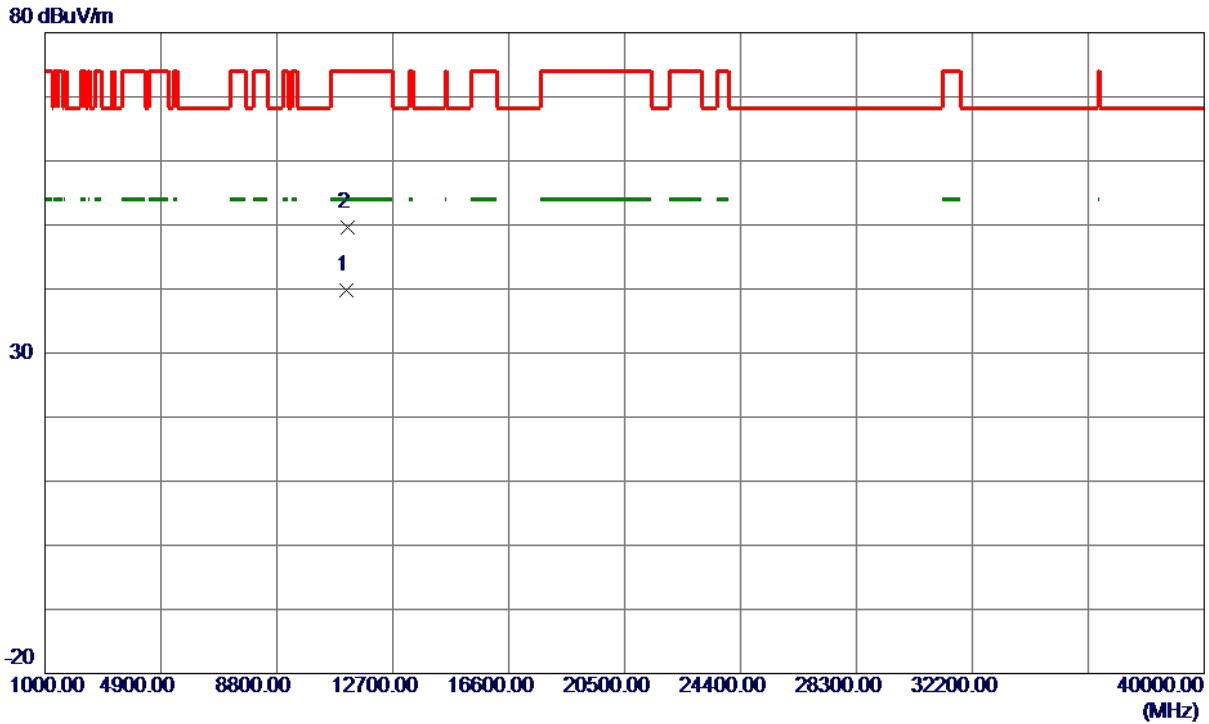
No.	Freq. MHz	Reading Level dBuV/m	Correct Factor dB	Measure ment dBuV/m	Limit dBuV/m	Margin dB	Detector	Comment
1 *	5577.6000	97.80	15.33	113.13	68.30	44.83	Peak	No Limit
2	5577.8000	89.58	15.33	104.91	999.00	-894.09	AVG	No Limit

REMARKS:

- (1) Measurement Value = Reading Level + Correct Factor.
- (2) Margin Level = Measurement Value - Limit Value.

Orthogonal Axis	X
Test Mode	UNII-2C_TX AC (VHT20) Mode 5580 MHz

Vertical



No.	Freq. MHz	Reading Level dBuV/m	Correct Factor dB	Measure ment dBuV/m	Limit dBuV/m	Margin dB	Detector	Comment
1 *	11158.6000	28.11	11.76	39.87	54.00	-14.13	AVG	
2	11163.4600	37.86	11.77	49.63	74.00	-24.37	Peak	

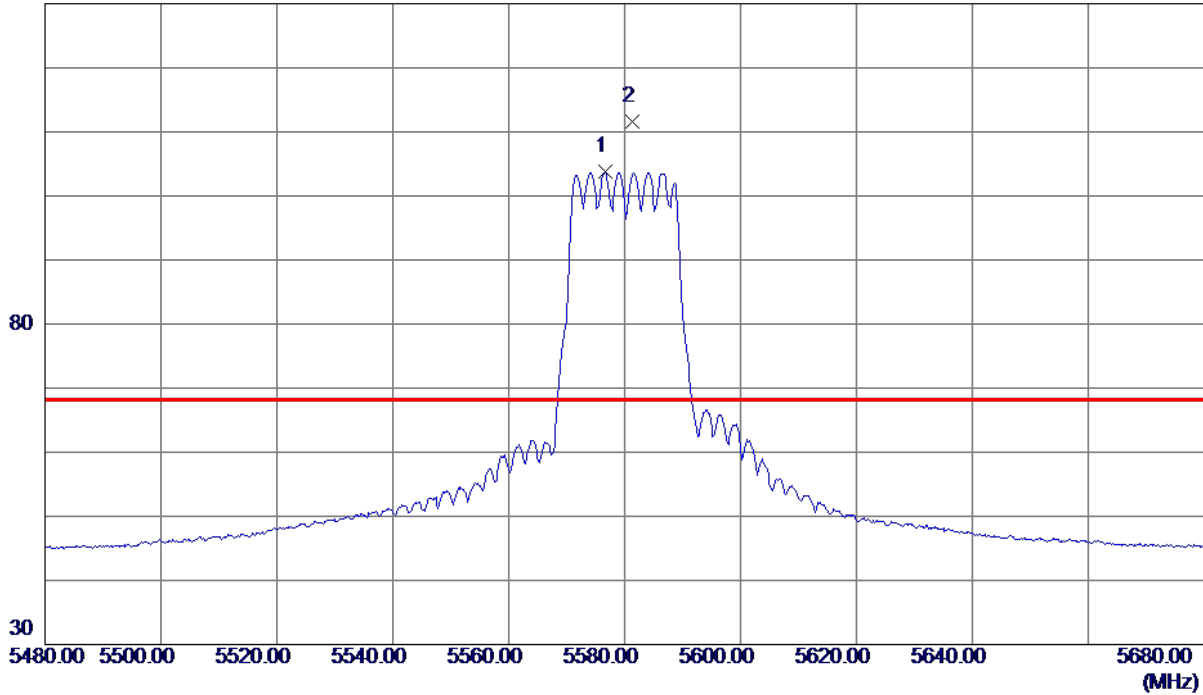
REMARKS:

- (1) Measurement Value = Reading Level + Correct Factor.
- (2) Margin Level = Measurement Value - Limit Value.

Orthogonal Axis	X
Test Mode	UNII-2C_TX AC (VHT20) Mode 5580 MHz

Horizontal

130 dBuV/m



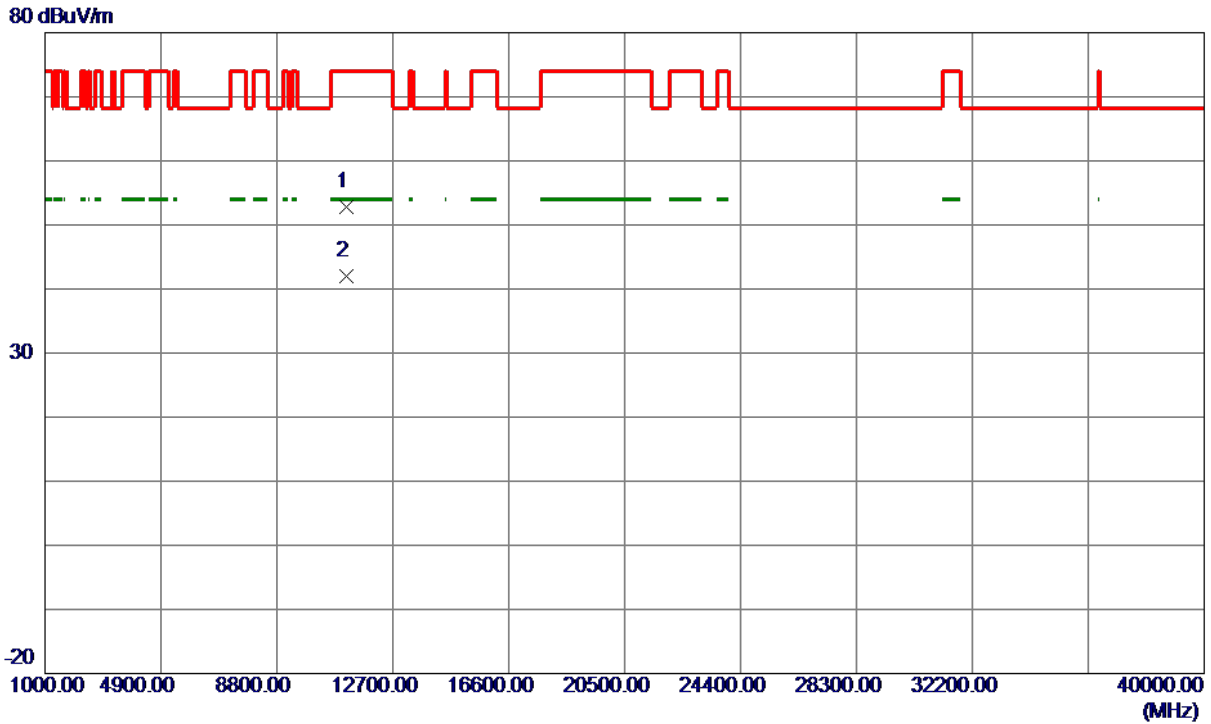
No.	Freq. MHz	Reading Level dBuV/m	Correct Factor dB	Measure ment dBuV/m	Limit dBuV/m	Margin dB	Detector	Comment
1	5576.7000	88.38	15.33	103.71	999.00	-895.29	AVG	No Limit
2 *	5581.3000	96.20	15.34	111.54	68.30	43.24	Peak	No Limit

REMARKS:

- (1) Measurement Value = Reading Level + Correct Factor.
- (2) Margin Level = Measurement Value - Limit Value.

Orthogonal Axis	X
Test Mode	UNII-2C_TX AC (VHT20) Mode 5580 MHz

Horizontal



No.	Freq. MHz	Reading Level dBuV/m	Correct Factor dB	Measure ment dBuV/m	Limit dBuV/m	Margin dB	Detector	Comment
1	11157.0000	40.97	11.76	52.73	74.00	-21.27	Peak	
2 *	11158.7800	30.18	11.76	41.94	54.00	-12.06	AVG	

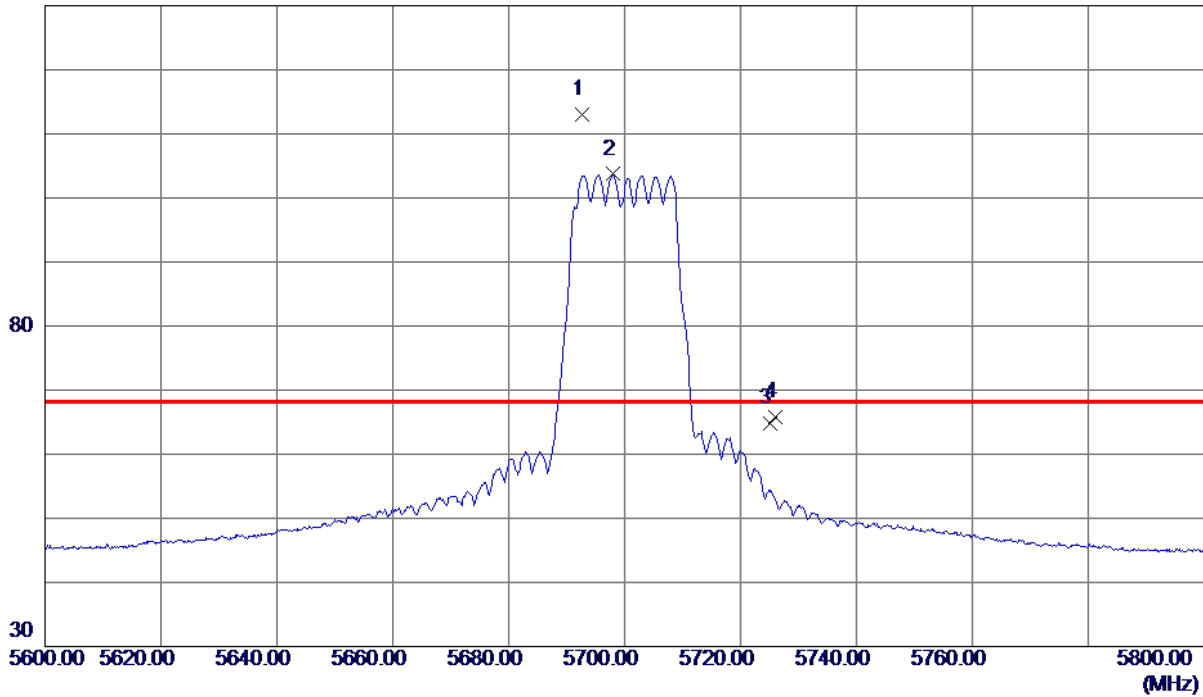
REMARKS:

- (1) Measurement Value = Reading Level + Correct Factor.
- (2) Margin Level = Measurement Value - Limit Value.

Orthogonal Axis	X
Test Mode	UNII-2C_TX AC (VHT20) Mode 5700 MHz

Vertical

130 dBuV/m



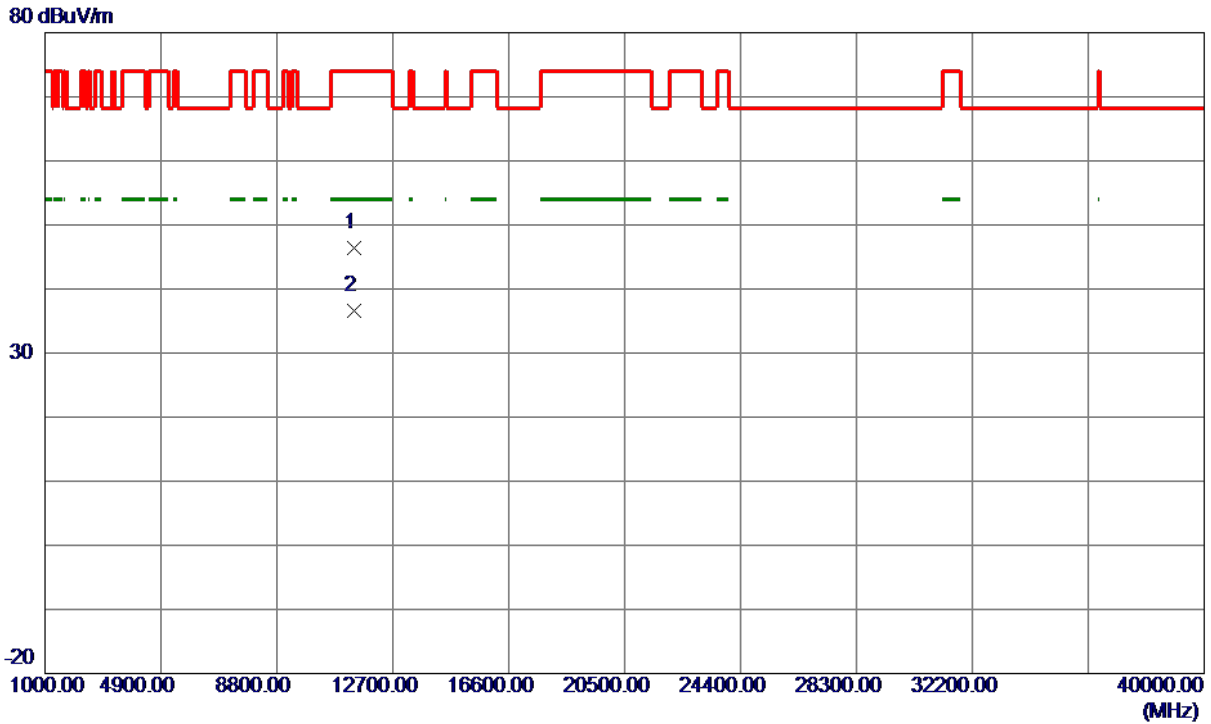
No.	Freq. MHz	Reading Level dBuV/m	Correct Factor dB	Measure ment dBuV/m	Limit dBuV/m	Margin dB	Detector	Comment
1 *	5692.6000	97.45	15.60	113.05	68.30	44.75	Peak	No Limit
2	5697.9000	88.09	15.61	103.70	999.00	-895.30	AVG	No Limit
3	5725.0000	49.17	15.68	64.85	68.30	-3.45	Peak	
4	5726.0000	50.21	15.68	65.89	68.30	-2.41	Peak	

REMARKS:

- (1) Measurement Value = Reading Level + Correct Factor.
- (2) Margin Level = Measurement Value - Limit Value.

Orthogonal Axis	X
Test Mode	UNII-2C_TX AC (VHT20) Mode 5700 MHz

Vertical



No.	Freq. MHz	Reading Level dBuV/m	Correct Factor dB	Measure ment dBuV/m	Limit dBuV/m	Margin dB	Detector	Comment
1	11393.0800	34.40	11.98	46.38	74.00	-27.62	Peak	
2 *	11403.8000	24.63	11.99	36.62	54.00	-17.38	AVG	

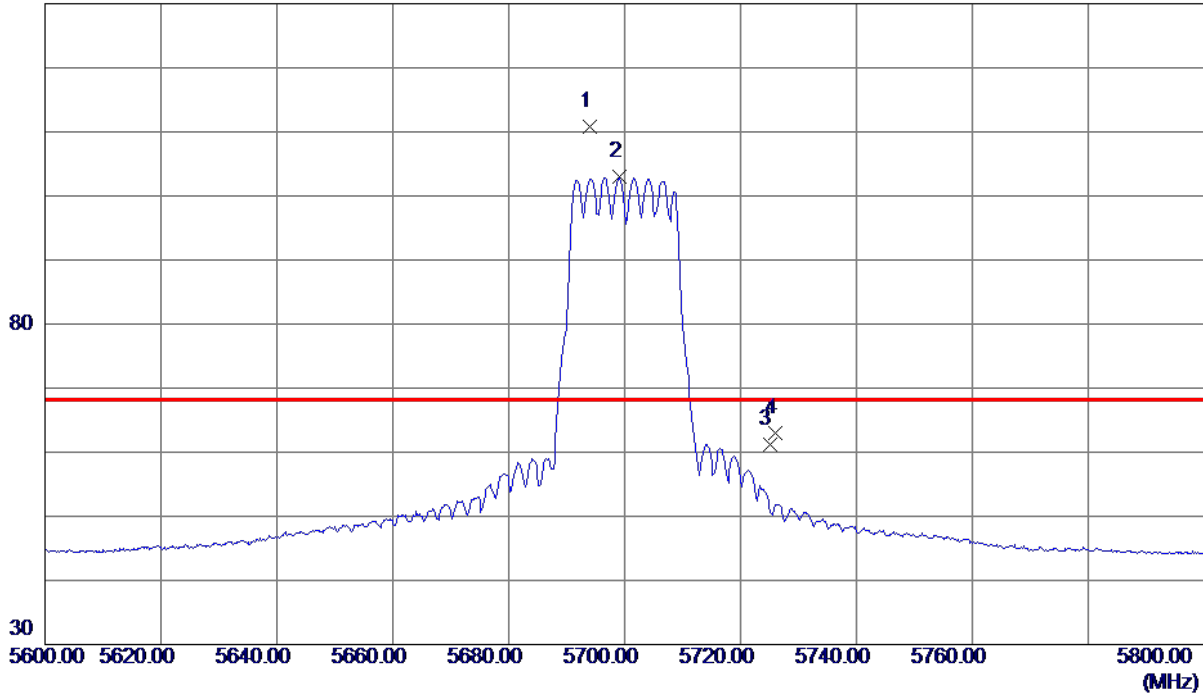
REMARKS:

- (1) Measurement Value = Reading Level + Correct Factor.
- (2) Margin Level = Measurement Value - Limit Value.

Orthogonal Axis	X
Test Mode	UNII-2C_TX AC (VHT20) Mode 5700 MHz

Horizontal

130 dBuV/m



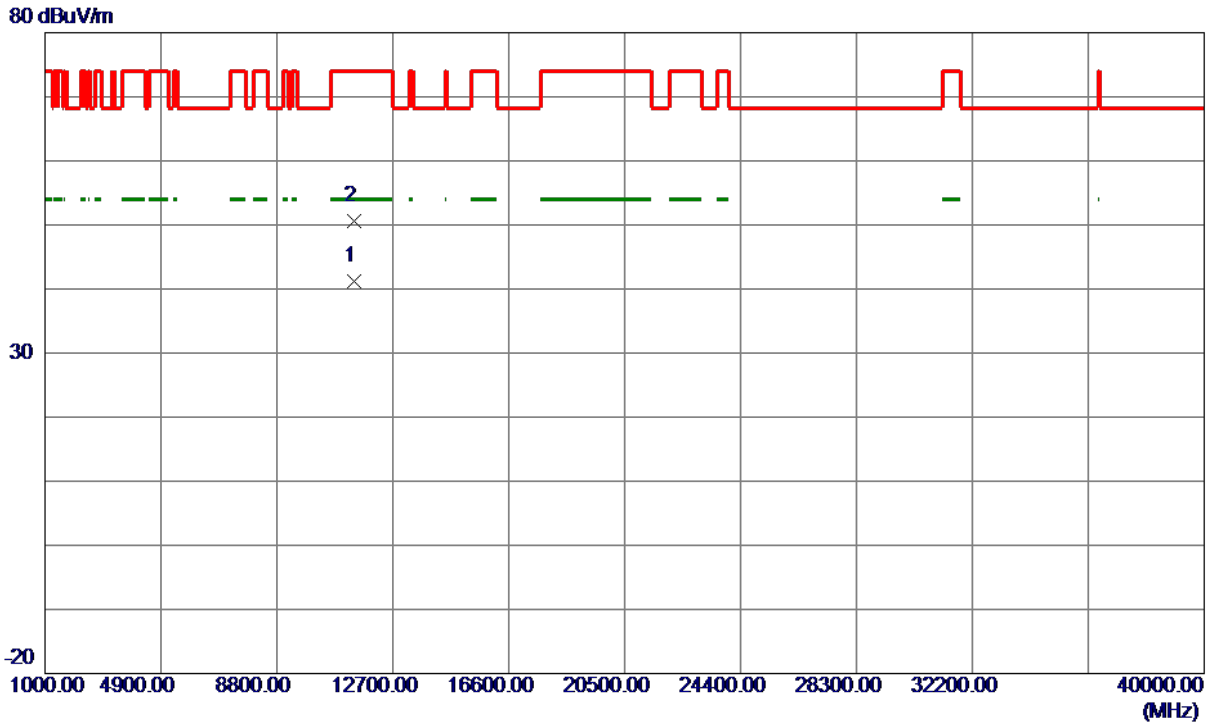
No.	Freq. MHz	Reading Level dBuV/m	Correct Factor dB	Measure ment dBuV/m	Limit dBuV/m	Margin dB	Detector	Comment
1 *	5693.9000	95.16	15.60	110.76	68.30	42.46	Peak	No Limit
2	5699.1000	87.29	15.62	102.91	999.00	-896.09	AVG	No Limit
3	5725.0000	45.60	15.68	61.28	68.30	-7.02	Peak	
4	5726.0000	47.26	15.68	62.94	68.30	-5.36	Peak	

REMARKS:

- (1) Measurement Value = Reading Level + Correct Factor.
- (2) Margin Level = Measurement Value - Limit Value.

Orthogonal Axis	X
Test Mode	UNII-2C_TX AC (VHT20) Mode 5700 MHz

Horizontal



No.	Freq. MHz	Reading Level dBuV/m	Correct Factor dB	Measure ment dBuV/m	Limit dBuV/m	Margin dB	Detector	Comment
1 *	11396.4600	29.13	11.98	41.11	54.00	-12.89	AVG	
2	11401.1000	38.60	11.98	50.58	74.00	-23.42	Peak	

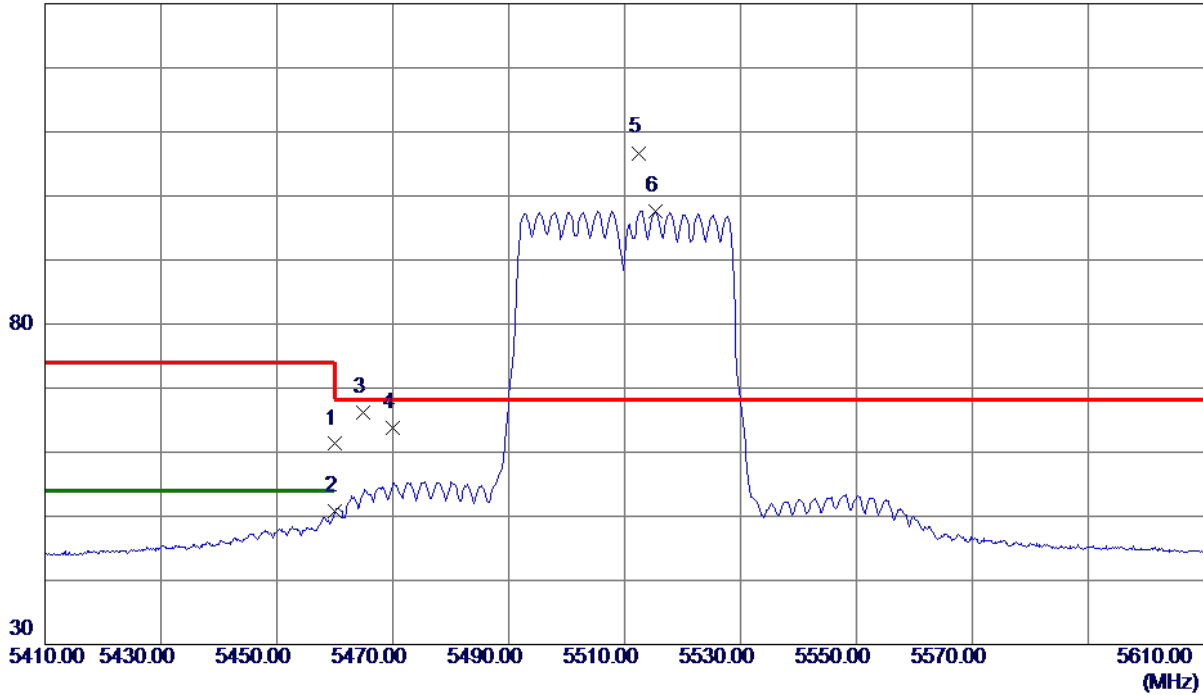
REMARKS:

- (1) Measurement Value = Reading Level + Correct Factor.
- (2) Margin Level = Measurement Value - Limit Value.

Orthogonal Axis	X
Test Mode	UNII-2C_TX AC (VHT40) Mode 5510 MHz

Vertical

130 dBuV/m



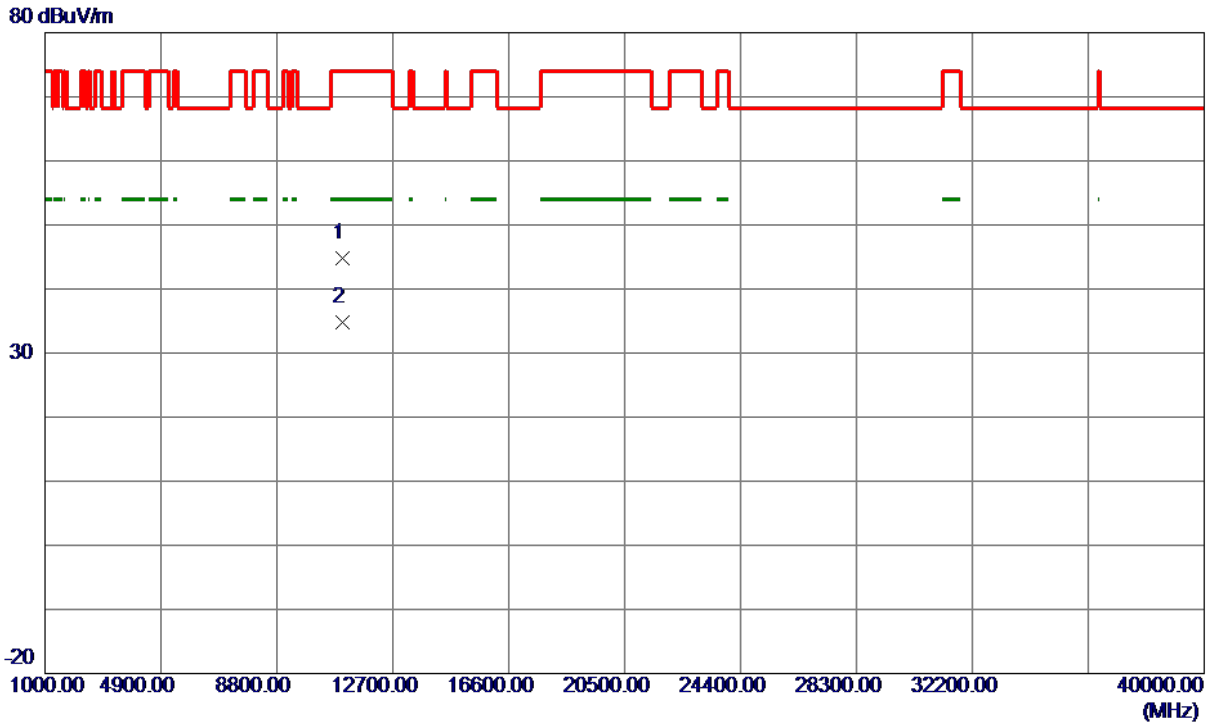
No.	Freq. MHz	Reading Level dBuV/m	Correct Factor dB	Measure ment dBuV/m	Limit dBuV/m	Margin dB	Detector	Comment
1	5460.0000	46.25	15.05	61.30	74.00	-12.70	Peak	
2	5460.0000	35.80	15.05	50.85	54.00	-3.15	AVG	
3	5464.8000	51.16	15.06	66.22	68.30	-2.08	Peak	
4	5470.0000	48.73	15.07	63.80	68.30	-4.50	Peak	
5 *	5512.5000	91.53	15.17	106.70	68.30	38.40	Peak	No Limit
6	5515.3000	82.51	15.18	97.69	999.00	-901.31	AVG	No Limit

REMARKS:

- (1) Measurement Value = Reading Level + Correct Factor.
- (2) Margin Level = Measurement Value - Limit Value.

Orthogonal Axis	X
Test Mode	UNII-2C_TX AC (VHT40) Mode 5510 MHz

Vertical



No.	Freq. MHz	Reading Level dBuV/m	Correct Factor dB	Measure ment dBuV/m	Limit dBuV/m	Margin dB	Detector	Comment
1	11005.0000	33.16	11.62	44.78	74.00	-29.22	Peak	
2 *	11015.9750	23.09	11.63	34.72	54.00	-19.28	AVG	

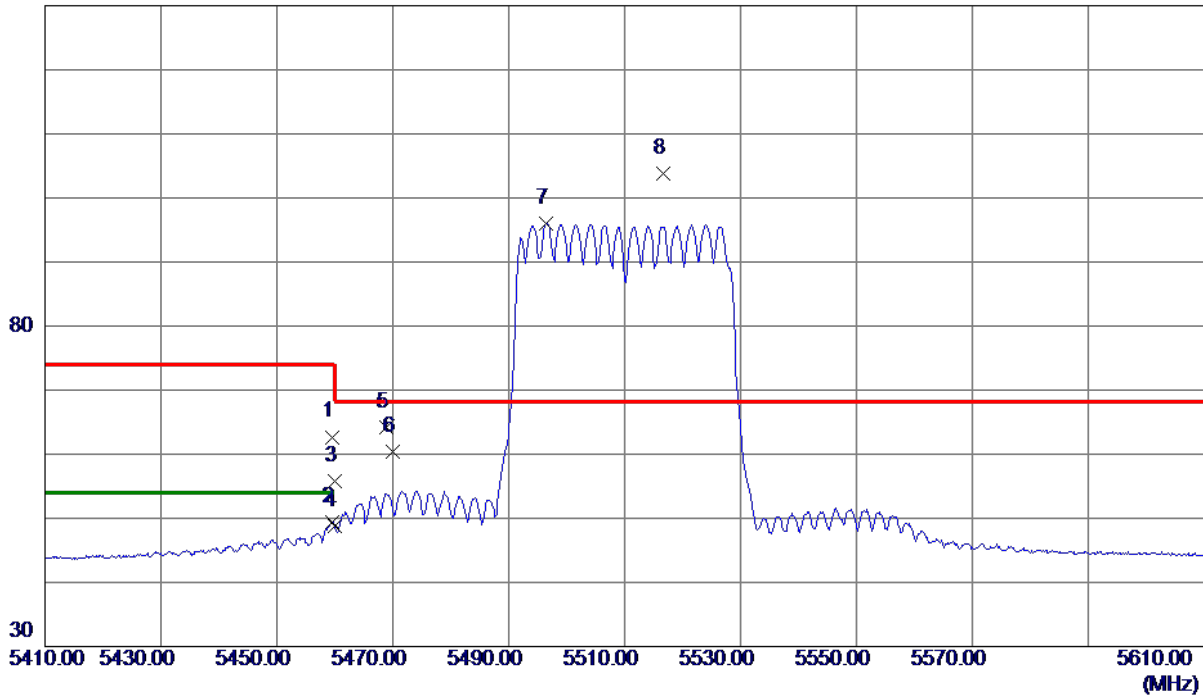
REMARKS:

- (1) Measurement Value = Reading Level + Correct Factor.
- (2) Margin Level = Measurement Value - Limit Value.

Orthogonal Axis	X
Test Mode	UNII-2C_TX AC (VHT40) Mode 5510 MHz

Horizontal

130 dBuV/m



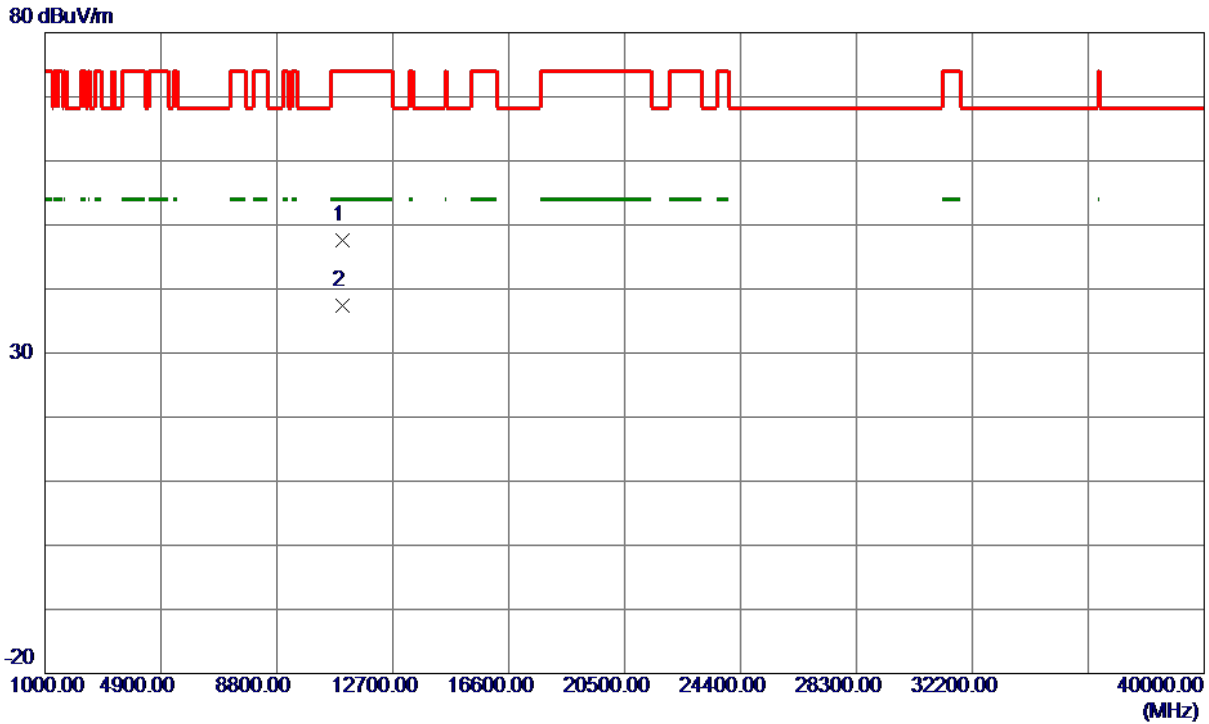
No.	Freq. MHz	Reading Level dBuV/m	Correct Factor dB	Measure ment dBuV/m	Limit dBuV/m	Margin dB	Detector	Comment
1	5459.5000	47.65	15.05	62.70	74.00	-11.30	Peak	
2	5459.5000	34.29	15.05	49.34	54.00	-4.66	AVG	
3	5460.0000	40.80	15.05	55.85	74.00	-18.15	Peak	
4	5460.0000	33.68	15.05	48.73	54.00	-5.27	AVG	
5	5468.8000	49.05	15.07	64.12	68.30	-4.18	Peak	
6	5470.0000	45.32	15.07	60.39	68.30	-7.91	Peak	
7	5496.5000	80.85	15.14	95.99	999.00	-903.01	AVG	No Limit
8 *	5516.7000	88.69	15.18	103.87	68.30	35.57	Peak	No Limit

REMARKS:

- (1) Measurement Value = Reading Level + Correct Factor.
- (2) Margin Level = Measurement Value - Limit Value.

Orthogonal Axis	X
Test Mode	UNII-2C_TX AC (VHT40) Mode 5510 MHz

Horizontal



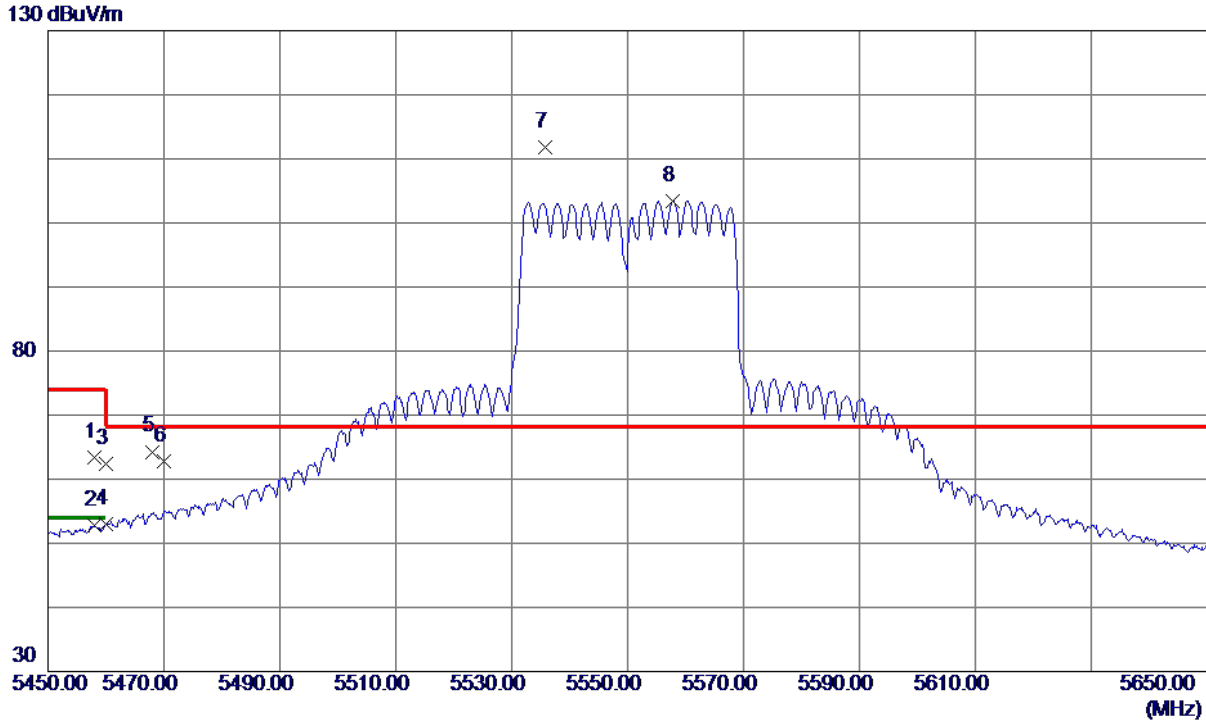
No.	Freq. MHz	Reading Level dBuV/m	Correct Factor dB	Measure ment dBuV/m	Limit dBuV/m	Margin dB	Detector	Comment
1	11016.4250	36.02	11.63	47.65	74.00	-26.35	Peak	
2 *	11019.1250	25.77	11.64	37.41	54.00	-16.59	AVG	

REMARKS:

- (1) Measurement Value = Reading Level + Correct Factor.
- (2) Margin Level = Measurement Value - Limit Value.

Orthogonal Axis	X
Test Mode	UNII-2C_TX AC (VHT40) Mode 5550 MHz

Vertical



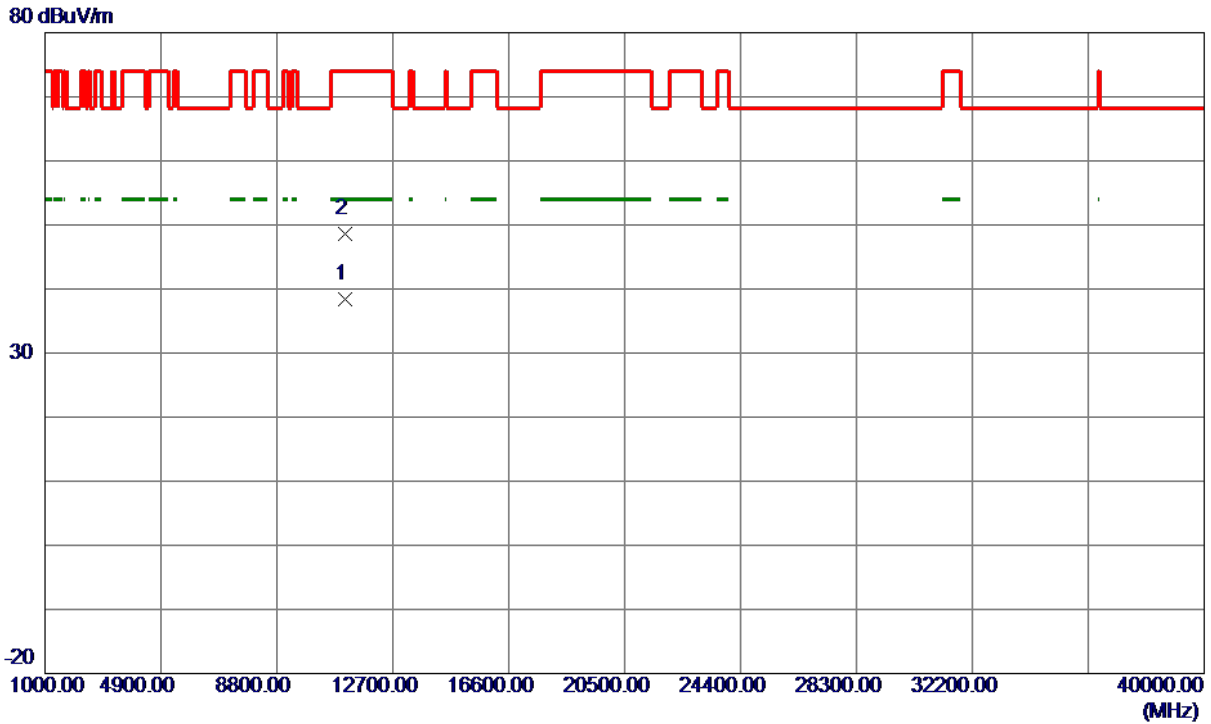
No.	Freq. MHz	Reading Level dBuV/m	Correct Factor dB	Measure ment dBuV/m	Limit dBuV/m	Margin dB	Detector	Comment
1	5457.9000	48.33	15.05	63.38	74.00	-10.62	Peak	
2	5457.9000	37.79	15.05	52.84	54.00	-1.16	AVG	
3	5460.0000	47.38	15.05	62.43	74.00	-11.57	Peak	
4	5460.0000	37.95	15.05	53.00	54.00	-1.00	AVG	
5	5468.1000	49.23	15.07	64.30	68.30	-4.00	Peak	
6	5470.0000	47.76	15.07	62.83	68.30	-5.47	Peak	
7 *	5535.7000	96.57	15.23	111.80	68.30	43.50	Peak	No Limit
8	5557.8000	88.13	15.28	103.41	999.00	-895.59	AVG	No Limit

REMARKS:

- (1) Measurement Value = Reading Level + Correct Factor.
- (2) Margin Level = Measurement Value - Limit Value.

Orthogonal Axis	X
Test Mode	UNII-2C_TX AC (VHT40) Mode 5550 MHz

Vertical



No.	Freq. MHz	Reading Level dBuV/m	Correct Factor dB	Measure ment dBuV/m	Limit dBuV/m	Margin dB	Detector	Comment
1 *	11099.1000	26.60	11.71	38.31	54.00	-15.69	AVG	
2	11100.7000	36.97	11.71	48.68	74.00	-25.32	Peak	

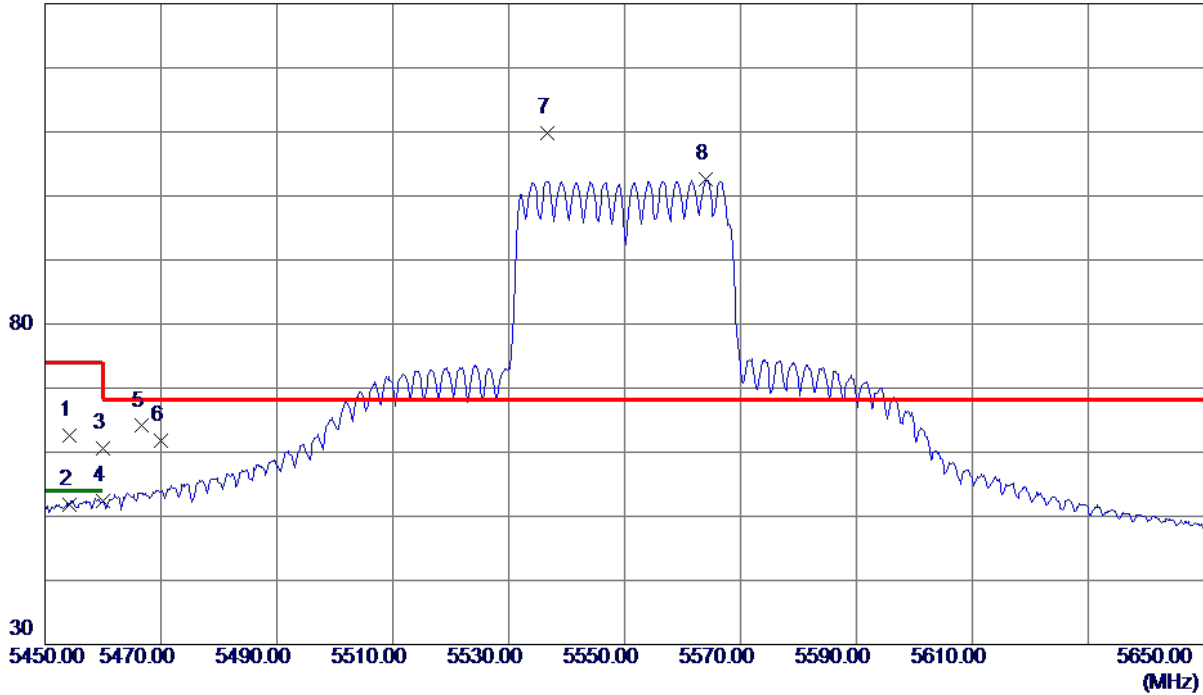
REMARKS:

- (1) Measurement Value = Reading Level + Correct Factor.
- (2) Margin Level = Measurement Value - Limit Value.

Orthogonal Axis	X
Test Mode	UNII-2C_TX AC (VHT40) Mode 5550 MHz

Horizontal

130 dBuV/m



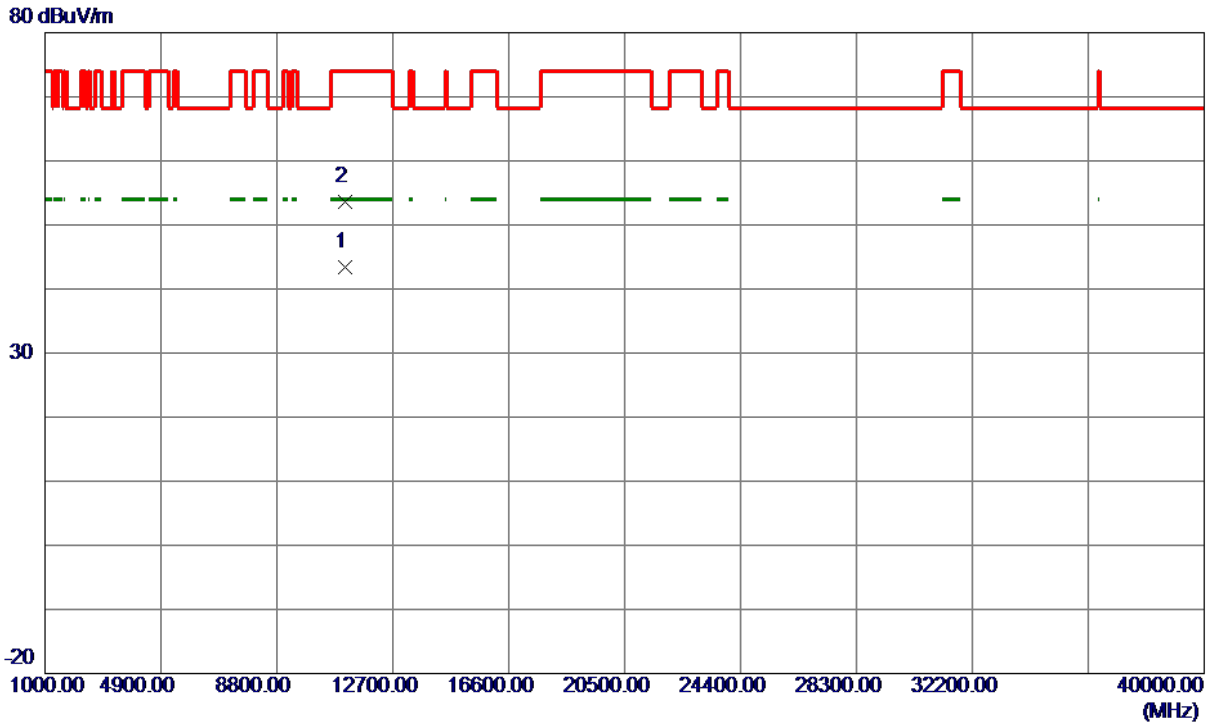
No.	Freq. MHz	Reading Level dBuV/m	Correct Factor dB	Measure ment dBuV/m	Limit dBuV/m	Margin dB	Detector	Comment
1	5454.2000	47.65	15.04	62.69	74.00	-11.31	Peak	
2	5454.2000	36.79	15.04	51.83	54.00	-2.17	AVG	
3	5460.0000	45.54	15.05	60.59	74.00	-13.41	Peak	
4	5460.0000	37.41	15.05	52.46	54.00	-1.54	AVG	
5	5466.7000	49.03	15.07	64.10	68.30	-4.20	Peak	
6	5470.0000	46.71	15.07	61.78	68.30	-6.52	Peak	
7 *	5536.7000	94.53	15.23	109.76	68.30	41.46	Peak	No Limit
8	5564.1000	87.36	15.30	102.66	999.00	-896.34	AVG	No Limit

REMARKS:

- (1) Measurement Value = Reading Level + Correct Factor.
- (2) Margin Level = Measurement Value - Limit Value.

Orthogonal Axis	X
Test Mode	UNII-2C_TX AC (VHT40) Mode 5550 MHz

Horizontal



No.	Freq. MHz	Reading Level dBuV/m	Correct Factor dB	Measure ment dBuV/m	Limit dBuV/m	Margin dB	Detector	Comment
1 *	11101.6750	31.77	11.71	43.48	54.00	-10.52	AVG	
2	11108.2750	41.89	11.72	53.61	74.00	-20.39	Peak	

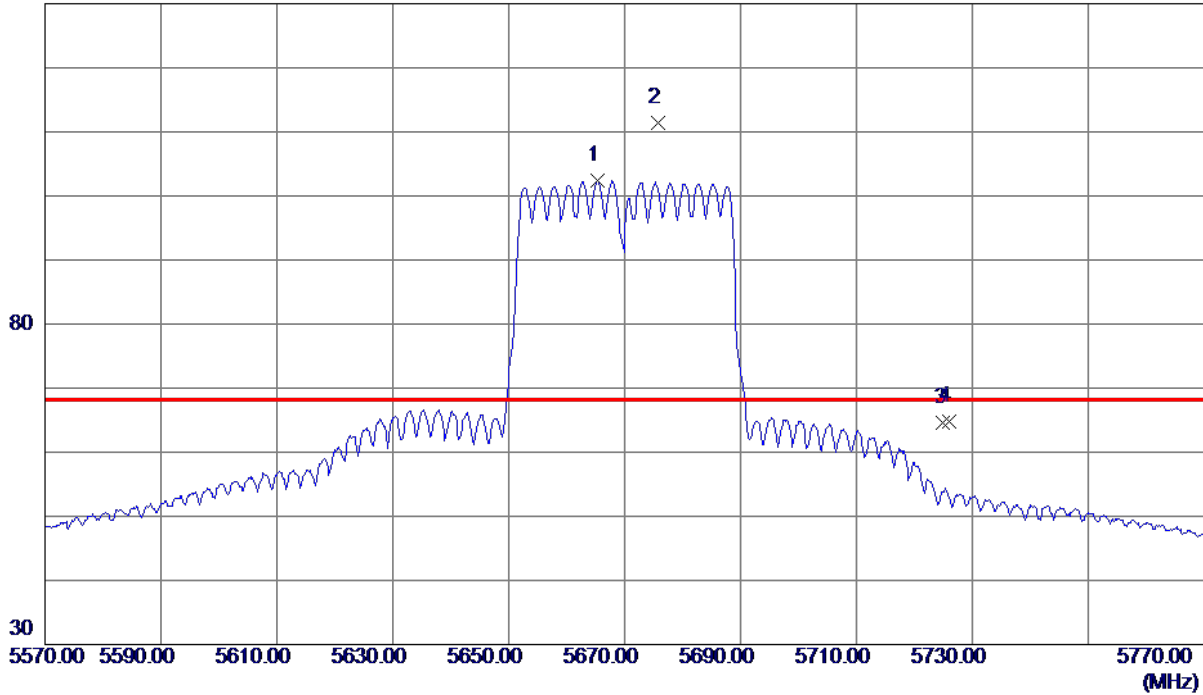
REMARKS:

- (1) Measurement Value = Reading Level + Correct Factor.
- (2) Margin Level = Measurement Value - Limit Value.

Orthogonal Axis	X
Test Mode	UNII-2C_TX AC (VHT40) Mode 5670 MHz

Vertical

130 dBuV/m



No.	Freq. MHz	Reading Level dBuV/m	Correct Factor dB	Measure ment dBuV/m	Limit dBuV/m	Margin dB	Detector	Comment
1	5665.3000	86.80	15.54	102.34	999.00	-896.66	AVG	No Limit
2 *	5675.7000	95.77	15.56	111.33	68.30	43.03	Peak	No Limit
3	5725.0000	48.86	15.68	64.54	68.30	-3.76	Peak	
4	5725.9000	49.10	15.68	64.78	68.30	-3.52	Peak	

REMARKS:

- (1) Measurement Value = Reading Level + Correct Factor.
- (2) Margin Level = Measurement Value - Limit Value.

Orthogonal Axis	X
Test Mode	UNII-2C_TX AC (VHT40) Mode 5670 MHz

Vertical



No.	Freq. MHz	Reading Level dBuV/m	Correct Factor dB	Measure ment dBuV/m	Limit dBuV/m	Margin dB	Detector	Comment
1	11341.3500	35.05	11.93	46.98	74.00	-27.02	Peak	
2 *	11341.4000	25.80	11.93	37.73	54.00	-16.27	AVG	

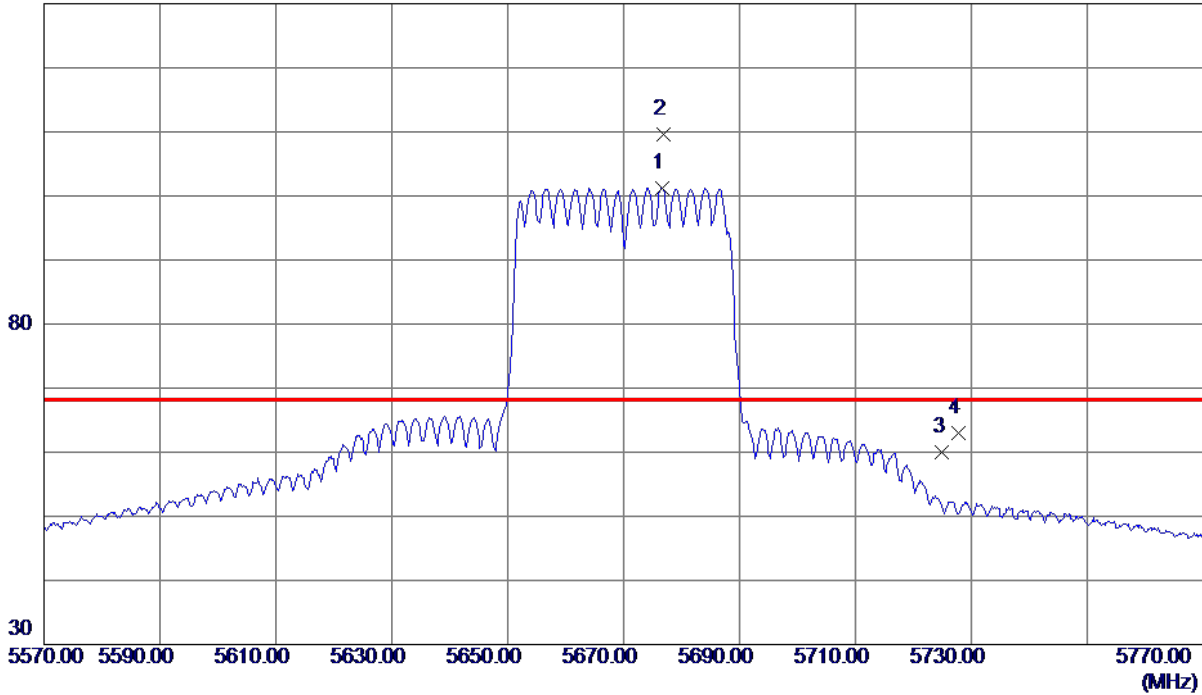
REMARKS:

- (1) Measurement Value = Reading Level + Correct Factor.
- (2) Margin Level = Measurement Value - Limit Value.

Orthogonal Axis	X
Test Mode	UNII-2C_TX AC (VHT40) Mode 5670 MHz

Horizontal

130 dBuV/m



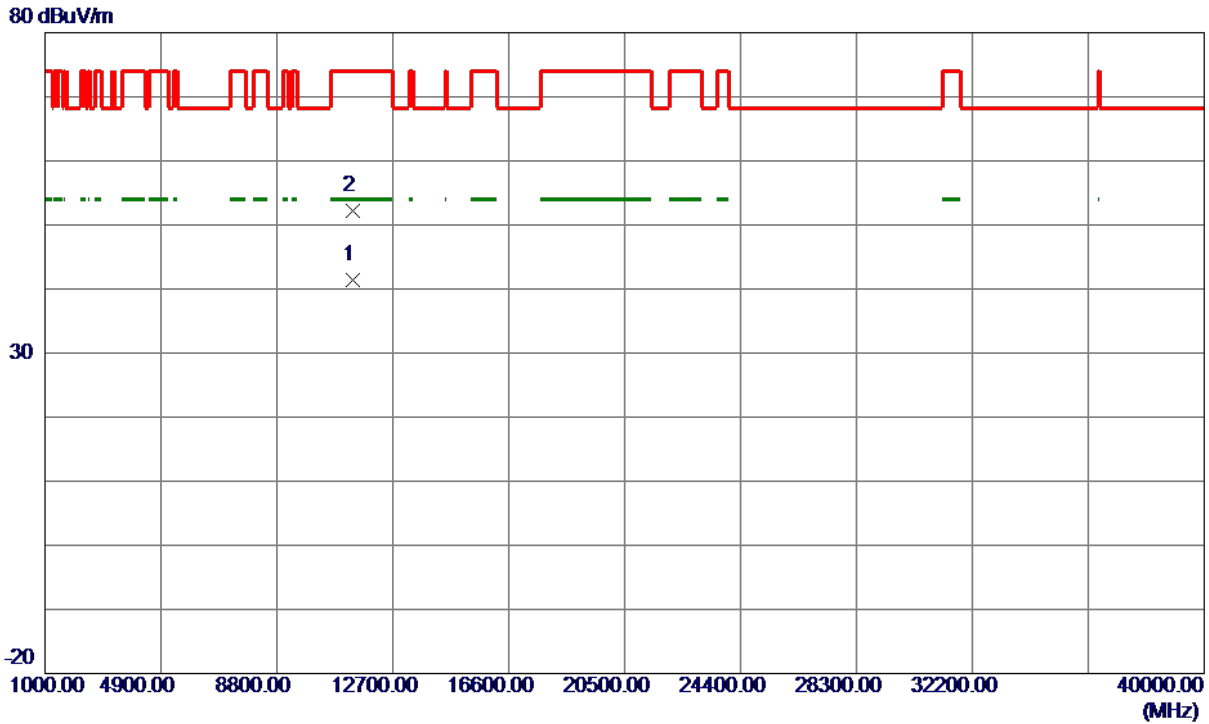
No.	Freq. MHz	Reading Level dBuV/m	Correct Factor dB	Measure ment dBuV/m	Limit dBuV/m	Margin dB	Detector	Comment
1	5676.6000	85.68	15.56	101.24	999.00	-897.76	AVG	No Limit
2 *	5676.9000	94.01	15.56	109.57	68.30	41.27	Peak	No Limit
3	5725.0000	44.40	15.68	60.08	68.30	-8.22	Peak	
4	5727.7000	47.23	15.68	62.91	68.30	-5.39	Peak	

REMARKS:

- (1) Measurement Value = Reading Level + Correct Factor.
- (2) Margin Level = Measurement Value - Limit Value.

Orthogonal Axis	X
Test Mode	UNII-2C_TX AC (VHT40) Mode 5670 MHz

Horizontal



No.	Freq. MHz	Reading Level dBuV/m	Correct Factor dB	Measure ment dBuV/m	Limit dBuV/m	Margin dB	Detector	Comment
1 *	11341.4250	29.52	11.93	41.45	54.00	-12.55	AVG	
2	11348.2000	40.24	11.94	52.18	74.00	-21.82	Peak	

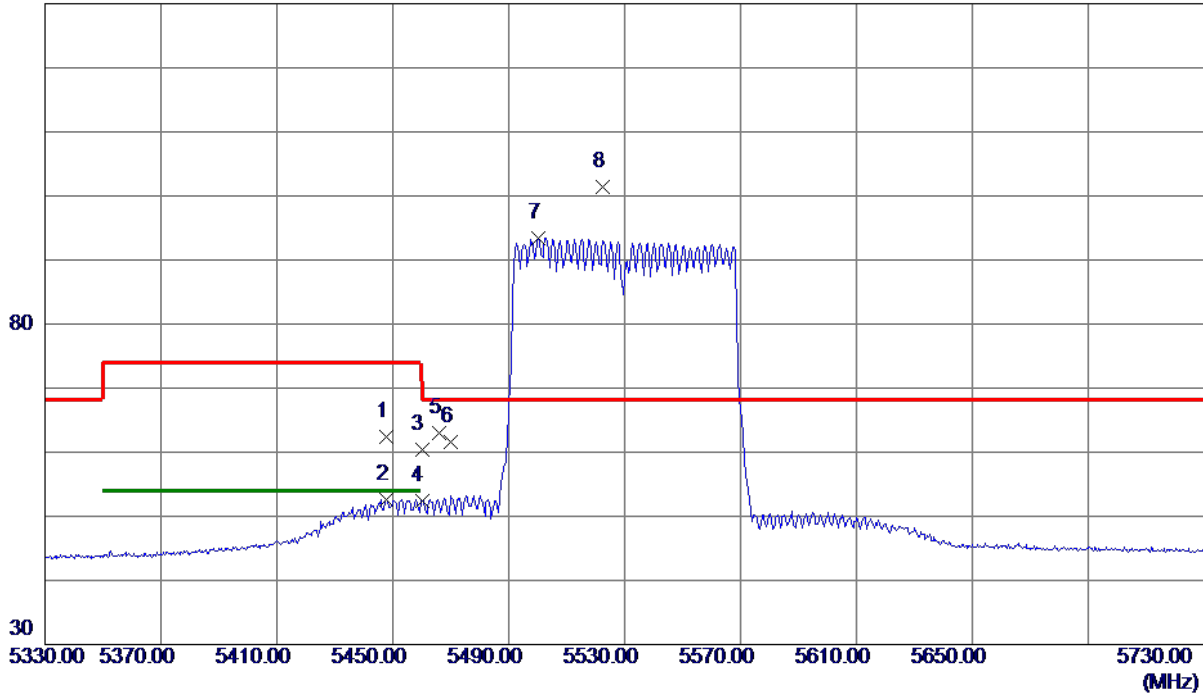
REMARKS:

- (1) Measurement Value = Reading Level + Correct Factor.
- (2) Margin Level = Measurement Value - Limit Value.

Orthogonal Axis	X
Test Mode	UNII-2C_TX AC (VHT80) Mode 5530 MHz

Vertical

130 dBuV/m



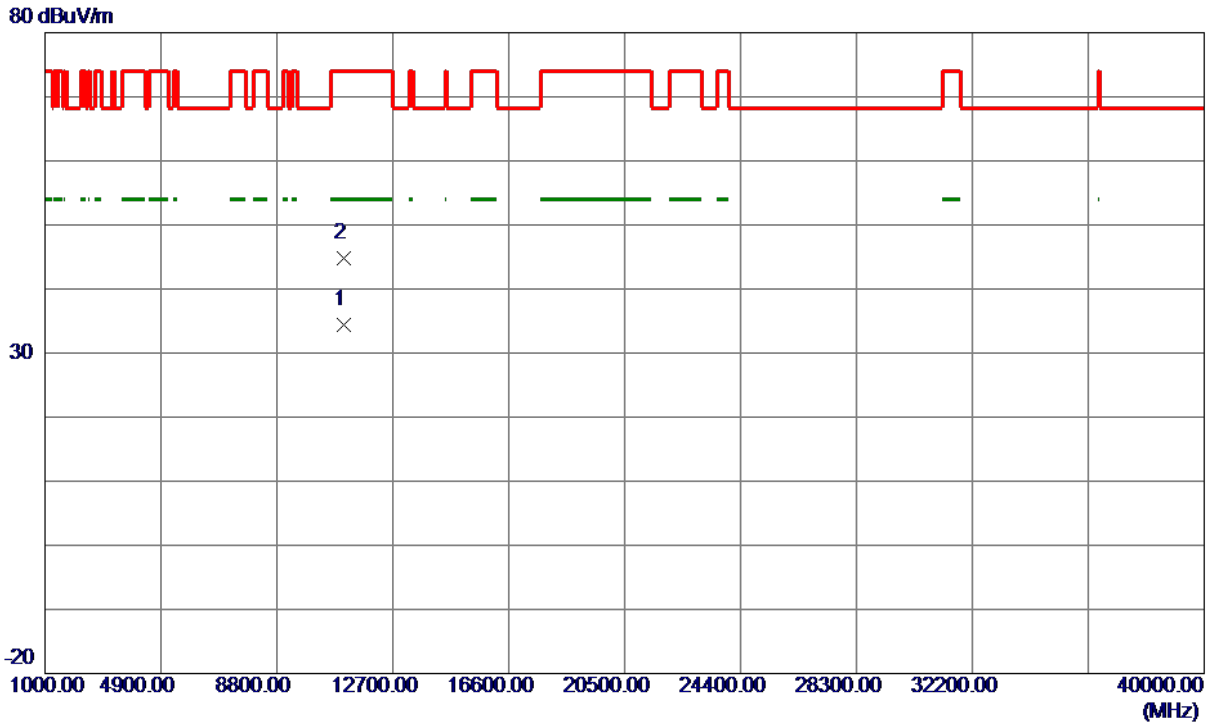
No.	Freq. MHz	Reading Level dBuV/m	Correct Factor dB	Measure ment dBuV/m	Limit dBuV/m	Margin dB	Detector	Comment
1	5447.8000	47.31	15.02	62.33	74.00	-11.67	Peak	
2	5447.8000	37.61	15.02	52.63	54.00	-1.37	AVG	
3	5460.0000	45.34	15.05	60.39	74.00	-13.61	Peak	
4	5460.0000	37.32	15.05	52.37	54.00	-1.63	AVG	
5	5465.8000	47.99	15.06	63.05	68.30	-5.25	Peak	
6	5470.0000	46.46	15.07	61.53	68.30	-6.77	Peak	
7	5500.2000	78.26	15.15	93.41	999.00	-905.59	AVG	No Limit
8 *	5522.6000	86.23	15.20	101.43	68.30	33.13	Peak	No Limit

REMARKS:

- (1) Measurement Value = Reading Level + Correct Factor.
- (2) Margin Level = Measurement Value - Limit Value.

Orthogonal Axis	X
Test Mode	UNII-2C_TX AC (VHT80) Mode 5530 MHz

Vertical



No.	Freq. MHz	Reading Level dBuV/m	Correct Factor dB	Measure ment dBuV/m	Limit dBuV/m	Margin dB	Detector	Comment
1 *	11043.1250	22.82	11.66	34.48	54.00	-19.52	AVG	
2	11065.6500	33.16	11.68	44.84	74.00	-29.16	Peak	

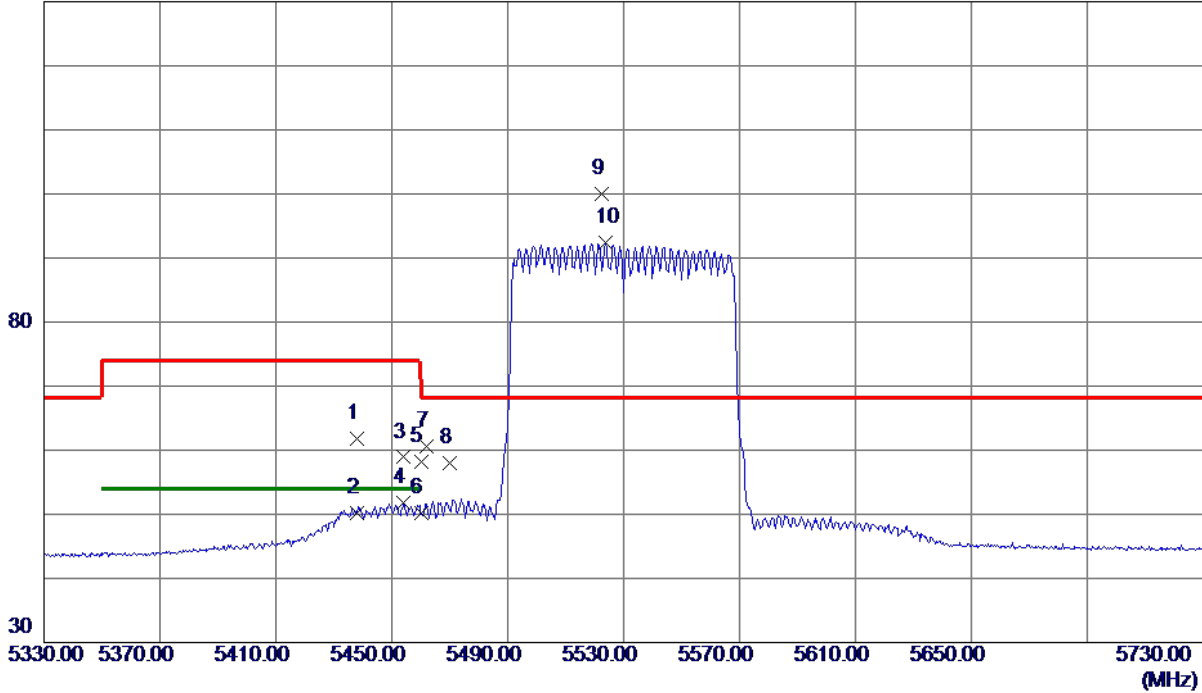
REMARKS:

- (1) Measurement Value = Reading Level + Correct Factor.
- (2) Margin Level = Measurement Value - Limit Value.

Orthogonal Axis	X
Test Mode	UNII-2C_TX AC (VHT80) Mode 5530 MHz

Horizontal

130 dBuV/m



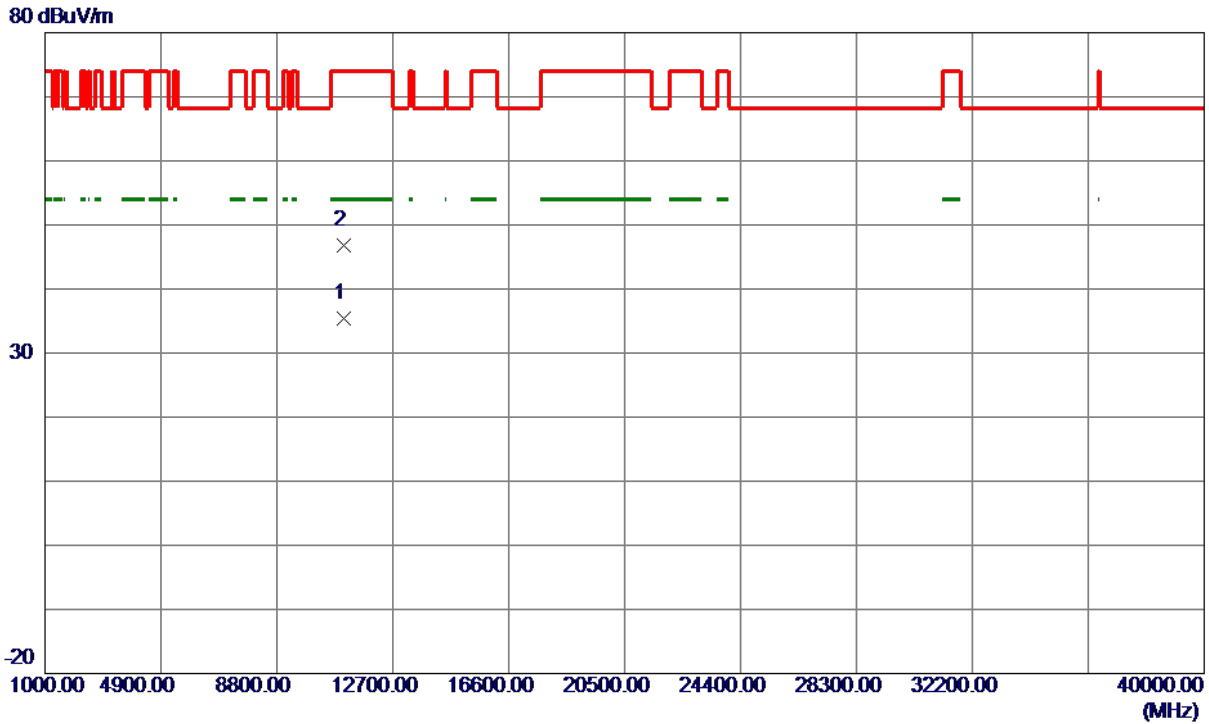
No.	Freq. MHz	Reading Level dBuV/m	Correct Factor dB	Measure ment dBuV/m	Limit dBuV/m	Margin dB	Detector	Comment
1	5438.2000	46.78	15.00	61.78	74.00	-12.22	Peak	
2	5438.2000	35.28	15.00	50.28	54.00	-3.72	AVG	
3	5454.0000	43.86	15.04	58.90	74.00	-15.10	Peak	
4	5454.0000	36.69	15.04	51.73	54.00	-2.27	AVG	
5	5460.0000	43.10	15.05	58.15	74.00	-15.85	Peak	
6	5460.0000	35.17	15.05	50.22	54.00	-3.78	AVG	
7	5462.0000	45.45	15.06	60.51	68.30	-7.79	Peak	
8	5470.0000	42.96	15.07	58.03	68.30	-10.27	Peak	
9 *	5522.6000	84.76	15.20	99.96	68.30	31.66	Peak	No Limit
10	5523.8000	77.26	15.20	92.46	999.00	-906.54	AVG	No Limit

REMARKS:

- (1) Measurement Value = Reading Level + Correct Factor.
- (2) Margin Level = Measurement Value - Limit Value.

Orthogonal Axis	X
Test Mode	UNII-2C_TX AC (VHT80) Mode 5530 MHz

Horizontal



No.	Freq. MHz	Reading Level dBuV/m	Correct Factor dB	Measure ment dBuV/m	Limit dBuV/m	Margin dB	Detector	Comment
1 *	11059.2000	23.66	11.67	35.33	54.00	-18.67	AVG	
2	11073.7750	35.12	11.69	46.81	74.00	-27.19	Peak	

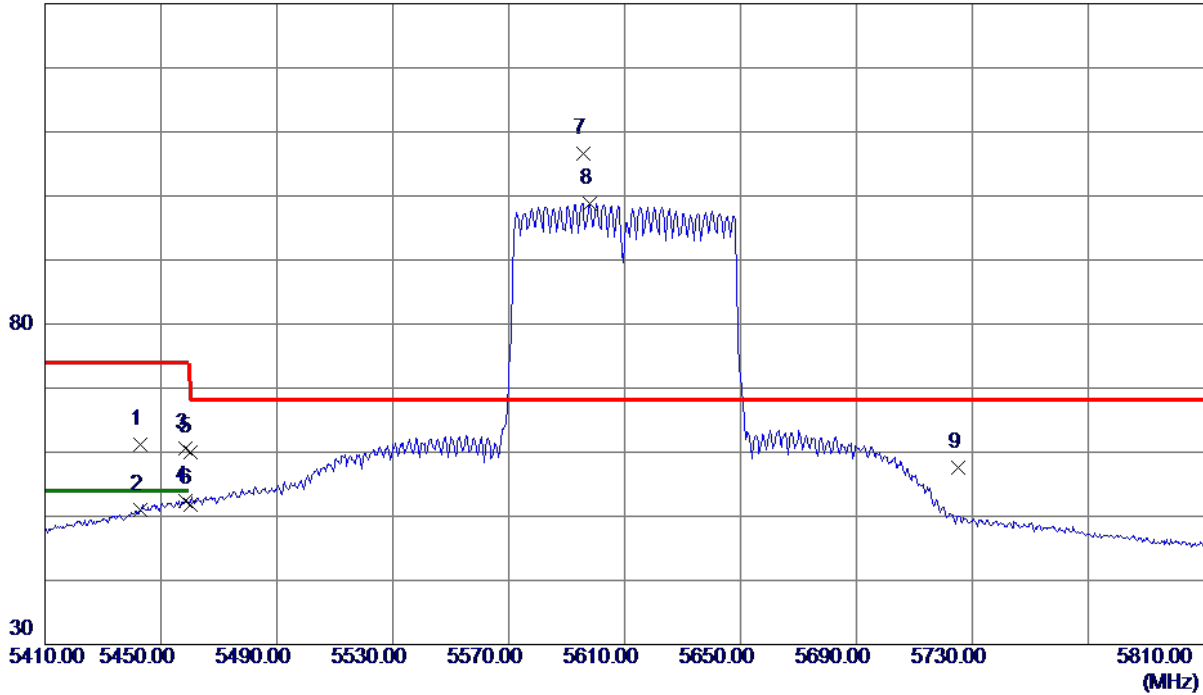
REMARKS:

- (1) Measurement Value = Reading Level + Correct Factor.
- (2) Margin Level = Measurement Value - Limit Value.

Orthogonal Axis	X
Test Mode	UNII-2C_TX AC (VHT80) Mode 5610 MHz

Vertical

130 dBuV/m



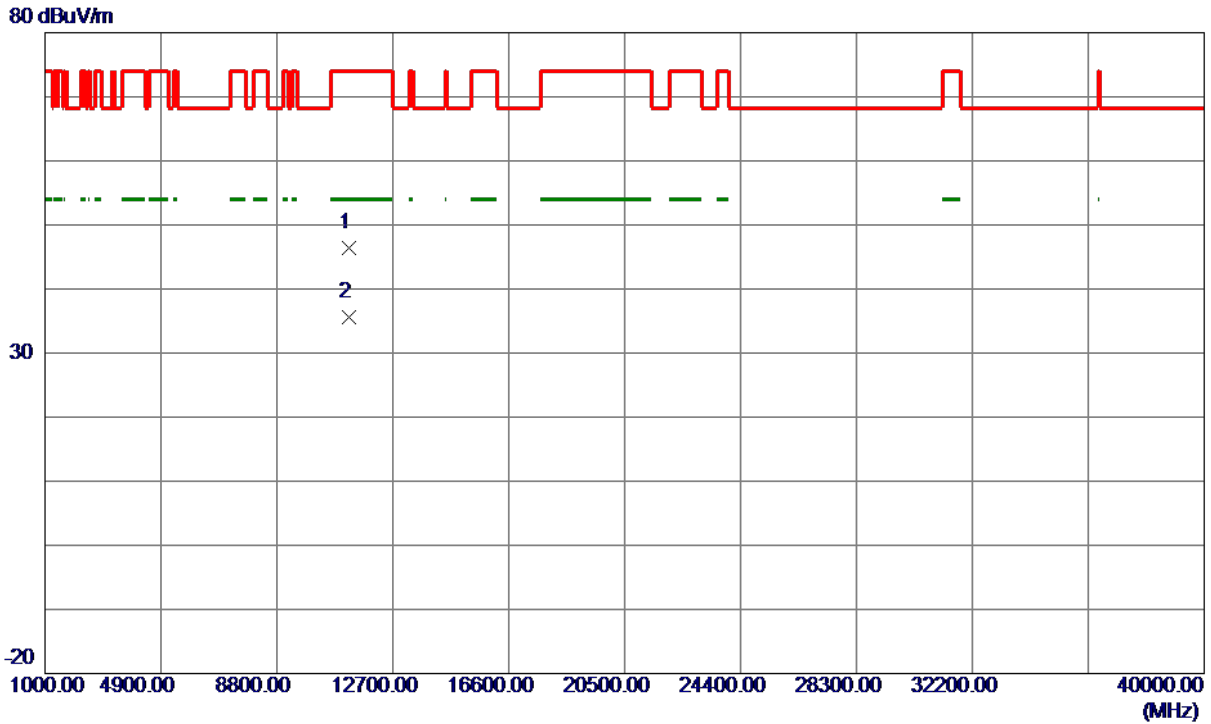
No.	Freq. MHz	Reading Level dBuV/m	Correct Factor dB	Measure ment dBuV/m	Limit dBuV/m	Margin dB	Detector	Comment
1	5442.8000	46.21	15.01	61.22	74.00	-12.78	Peak	
2	5442.8000	36.04	15.01	51.05	54.00	-2.95	AVG	
3	5458.4000	45.58	15.05	60.63	74.00	-13.37	Peak	
4	5458.4000	37.43	15.05	52.48	54.00	-1.52	AVG	
5	5460.0000	44.95	15.05	60.00	74.00	-14.00	Peak	
6	5460.0000	36.85	15.05	51.90	54.00	-2.10	AVG	
7 *	5595.6000	91.28	15.37	106.65	68.30	38.35	Peak	No Limit
8	5597.8000	83.48	15.38	98.86	999.00	-900.14	AVG	No Limit
9	5725.0000	41.99	15.68	57.67	68.30	-10.63	Peak	

REMARKS:

- (1) Measurement Value = Reading Level + Correct Factor.
- (2) Margin Level = Measurement Value - Limit Value.

Orthogonal Axis	X
Test Mode	UNII-2C_TX AC (VHT80) Mode 5610 MHz

Vertical



No.	Freq. MHz	Reading Level dBuV/m	Correct Factor dB	Measure ment dBuV/m	Limit dBuV/m	Margin dB	Detector	Comment
1	11224.3500	34.51	11.82	46.33	74.00	-27.67	Peak	
2 *	11228.8000	23.80	11.83	35.63	54.00	-18.37	AVG	

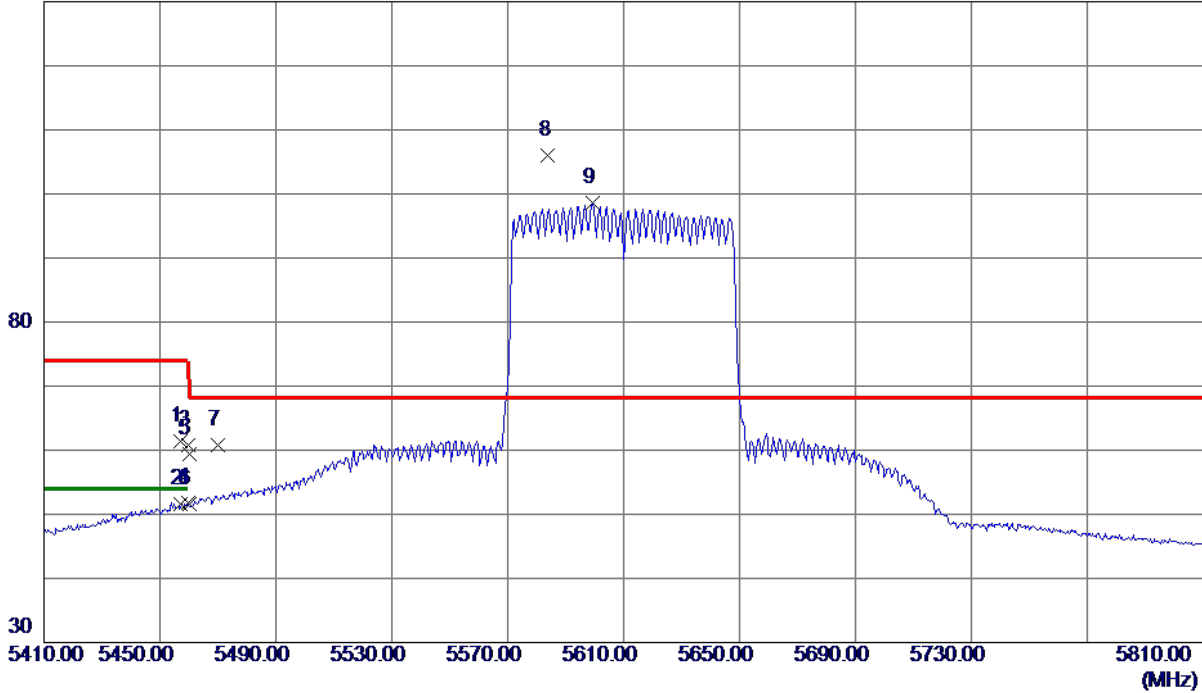
REMARKS:

- (1) Measurement Value = Reading Level + Correct Factor.
- (2) Margin Level = Measurement Value - Limit Value.

Orthogonal Axis	X
Test Mode	UNII-2C_TX AC (VHT80) Mode 5610 MHz

Horizontal

130 dBuV/m



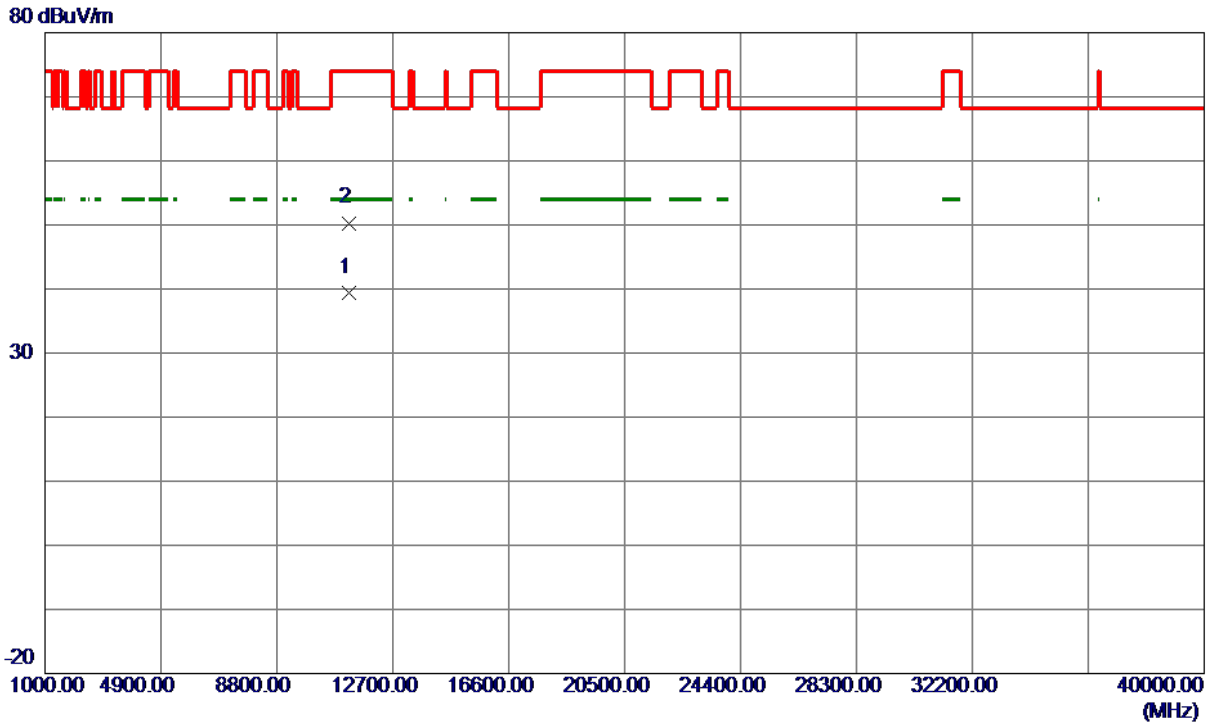
No.	Freq. MHz	Reading Level dBuV/m	Correct Factor dB	Measure ment dBuV/m	Limit dBuV/m	Margin dB	Detector	Comment
1	5457.0000	46.30	15.04	61.34	74.00	-12.66	Peak	
2	5457.0000	36.48	15.04	51.52	54.00	-2.48	AVG	
3	5459.8000	45.69	15.05	60.74	74.00	-13.26	Peak	
4	5459.8000	36.79	15.05	51.84	54.00	-2.16	AVG	
5	5460.0000	44.38	15.05	59.43	74.00	-14.57	Peak	
6	5460.0000	36.64	15.05	51.69	54.00	-2.31	AVG	
7	5470.0000	45.75	15.07	60.82	68.30	-7.48	Peak	
8 *	5584.0000	90.60	15.34	105.94	68.30	37.64	Peak	No Limit
9	5599.2000	83.16	15.38	98.54	999.00	-900.46	AVG	No Limit

REMARKS:

- (1) Measurement Value = Reading Level + Correct Factor.
- (2) Margin Level = Measurement Value - Limit Value.

Orthogonal Axis	X
Test Mode	UNII-2C_TX AC (VHT80) Mode 5610 MHz

Horizontal



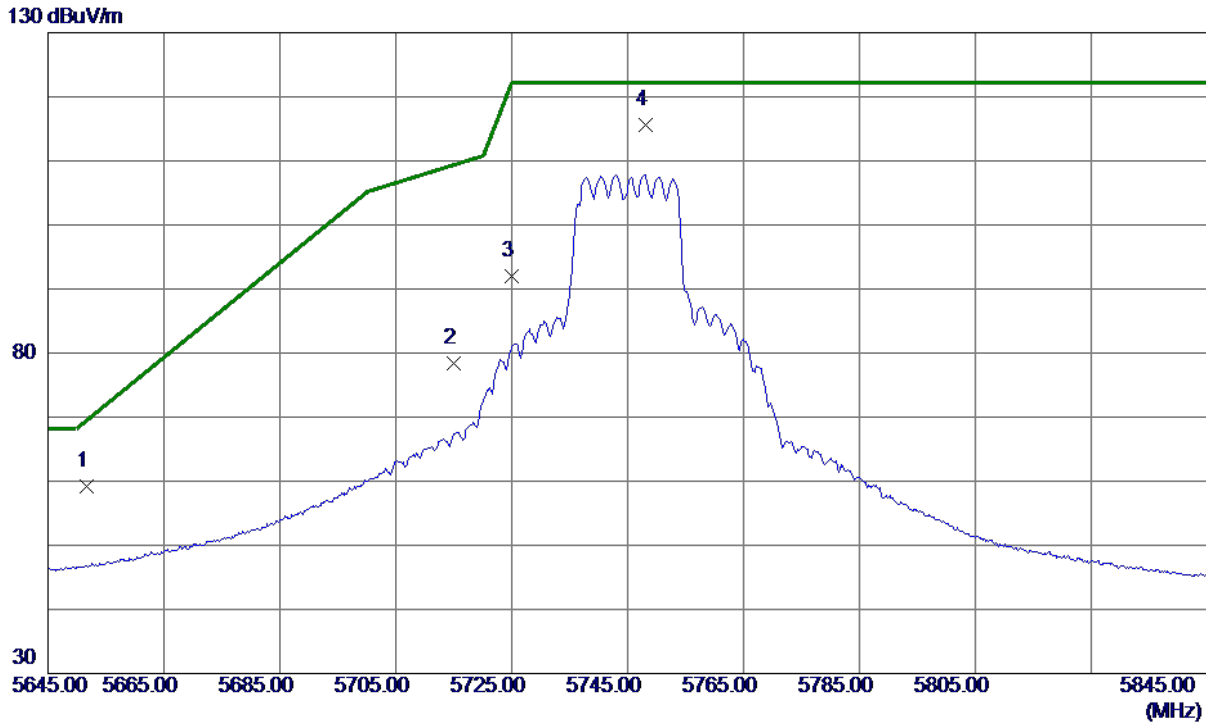
No.	Freq. MHz	Reading Level dBuV/m	Correct Factor dB	Measure ment dBuV/m	Limit dBuV/m	Margin dB	Detector	Comment
1 *	11234.2500	27.63	11.83	39.46	54.00	-14.54	AVG	
2	11236.3000	38.47	11.83	50.30	74.00	-23.70	Peak	

REMARKS:

- (1) Measurement Value = Reading Level + Correct Factor.
- (2) Margin Level = Measurement Value - Limit Value.

Orthogonal Axis	X
Test Mode	UNII-3_TX AC (VHT20) Mode 5745 MHz

Vertical



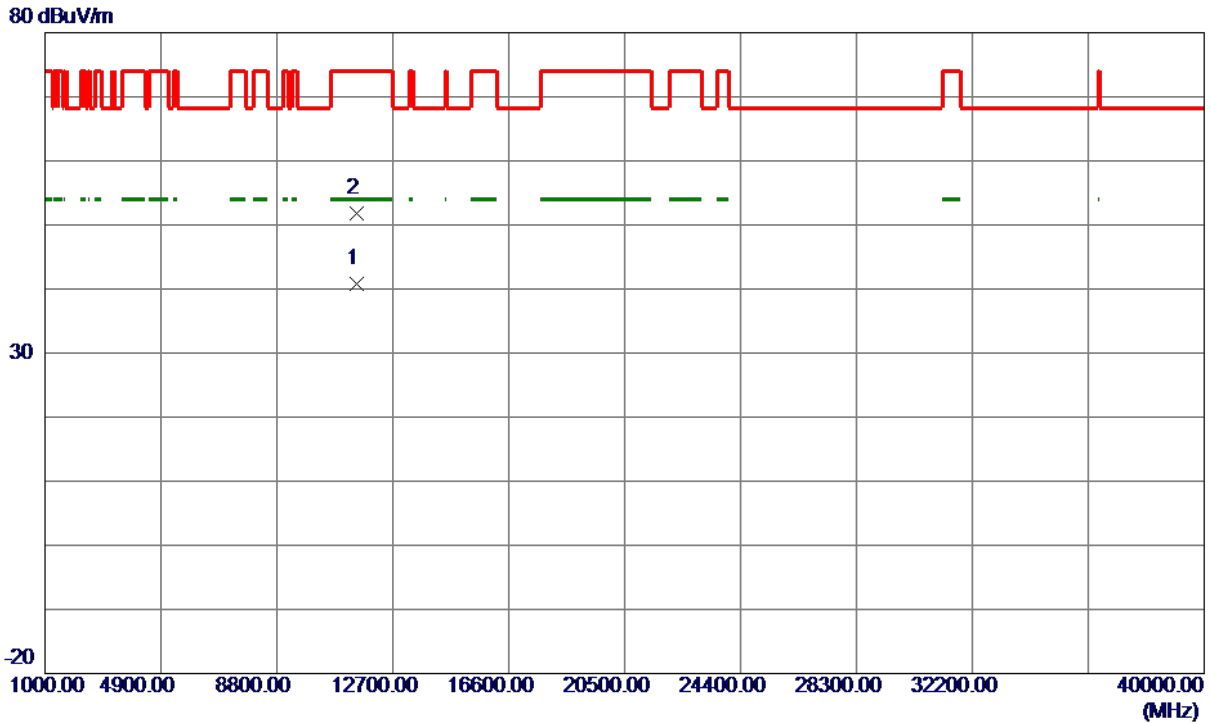
No.	Freq. MHz	Reading Level dBuV/m	Correct Factor dB	Measure ment dBuV/m	Limit dBuV/m	Margin dB	Detector	Comment
1	5651.6000	43.61	15.50	59.11	69.38	-10.27	Peak	
2	5715.0000	62.66	15.65	78.31	109.40	-31.09	Peak	
3	5725.0000	76.40	15.68	92.08	122.20	-30.12	Peak	
4 *	5748.2000	99.82	15.73	115.55	122.20	-6.65	Peak	No Limit

REMARKS:

- (1) Measurement Value = Reading Level + Correct Factor.
- (2) Margin Level = Measurement Value - Limit Value.

Orthogonal Axis	X
Test Mode	UNII-3_TX AC (VHT20) Mode 5745 MHz

Vertical



No.	Freq. MHz	Reading Level dBuV/m	Correct Factor dB	Measure ment dBuV/m	Limit dBuV/m	Margin dB	Detector	Comment
1 *	11490.2200	28.64	12.07	40.71	54.00	-13.29	AVG	
2	11492.1600	39.65	12.07	51.72	74.00	-22.28	Peak	

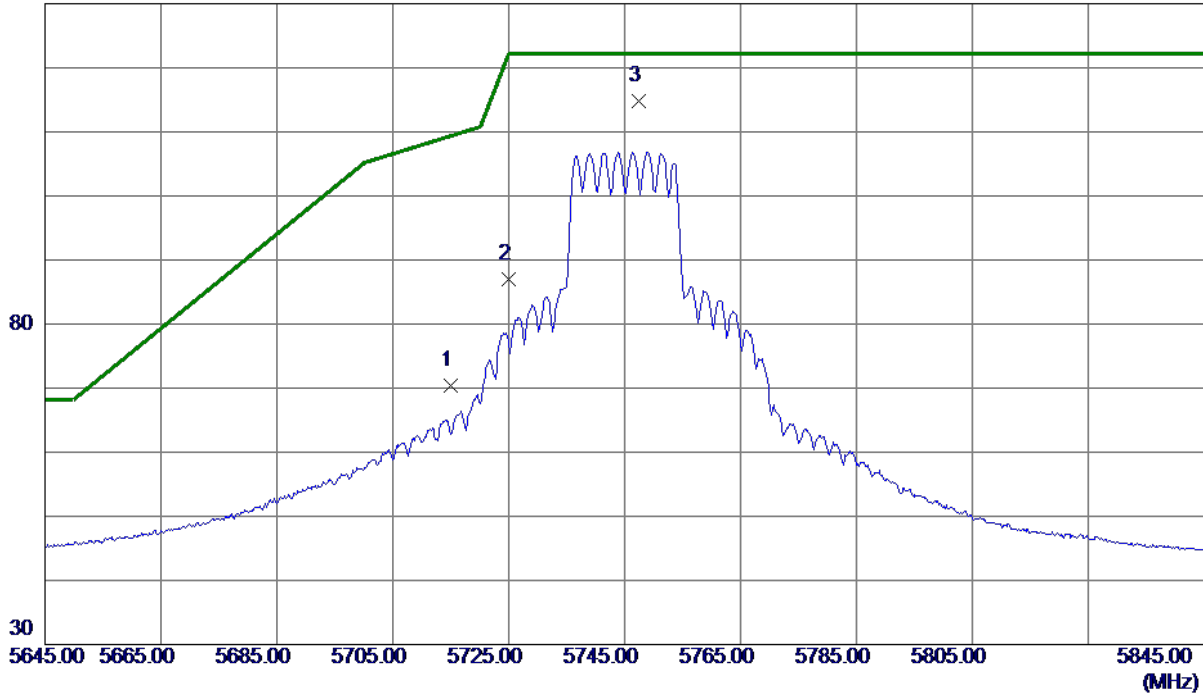
REMARKS:

- (1) Measurement Value = Reading Level + Correct Factor.
- (2) Margin Level = Measurement Value - Limit Value.

Orthogonal Axis	X
Test Mode	UNII-3_TX AC (VHT20) Mode 5745 MHz

Horizontal

130 dBuV/m



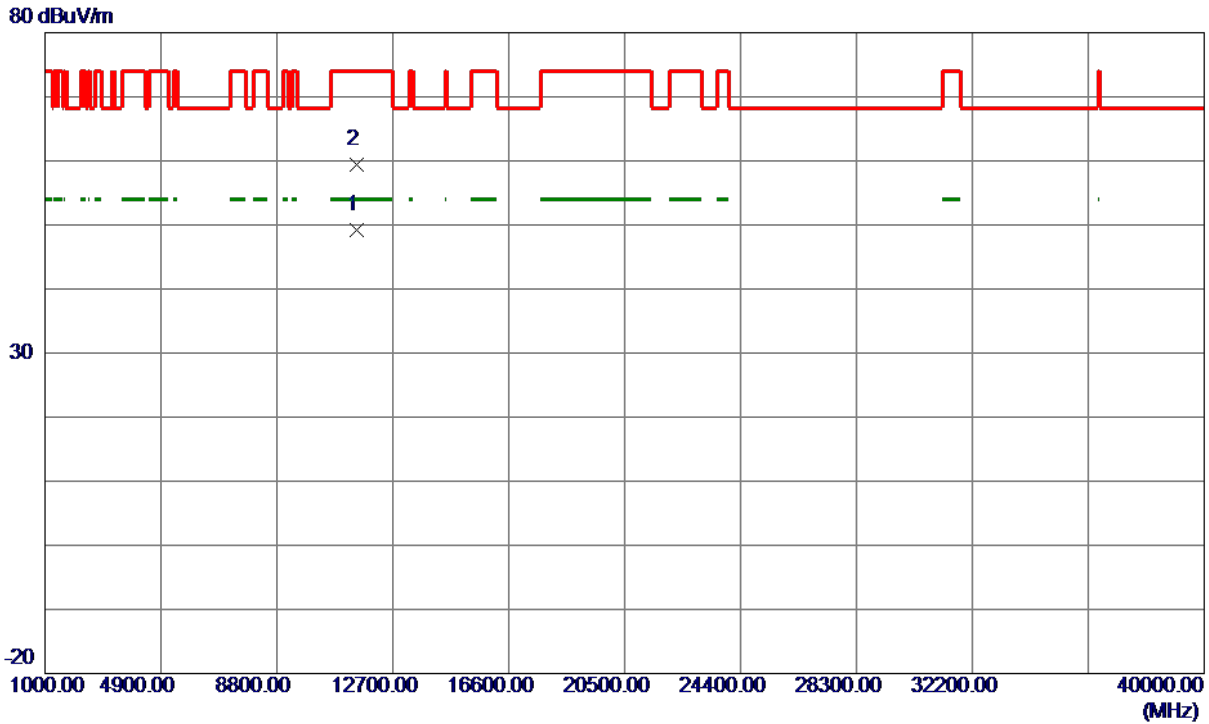
No.	Freq. MHz	Reading Level dBuV/m	Correct Factor dB	Measure ment dBuV/m	Limit dBuV/m	Margin dB	Detector	Comment
1	5715.0000	54.77	15.65	70.42	109.40	-38.98	Peak	
2	5725.0000	71.22	15.68	86.90	122.20	-35.30	Peak	
3 *	5747.4000	99.10	15.73	114.83	122.20	-7.37	Peak	No Limit

REMARKS:

- (1) Measurement Value = Reading Level + Correct Factor.
- (2) Margin Level = Measurement Value - Limit Value.

Orthogonal Axis	X
Test Mode	UNII-3_TX AC (VHT20) Mode 5745 MHz

Horizontal



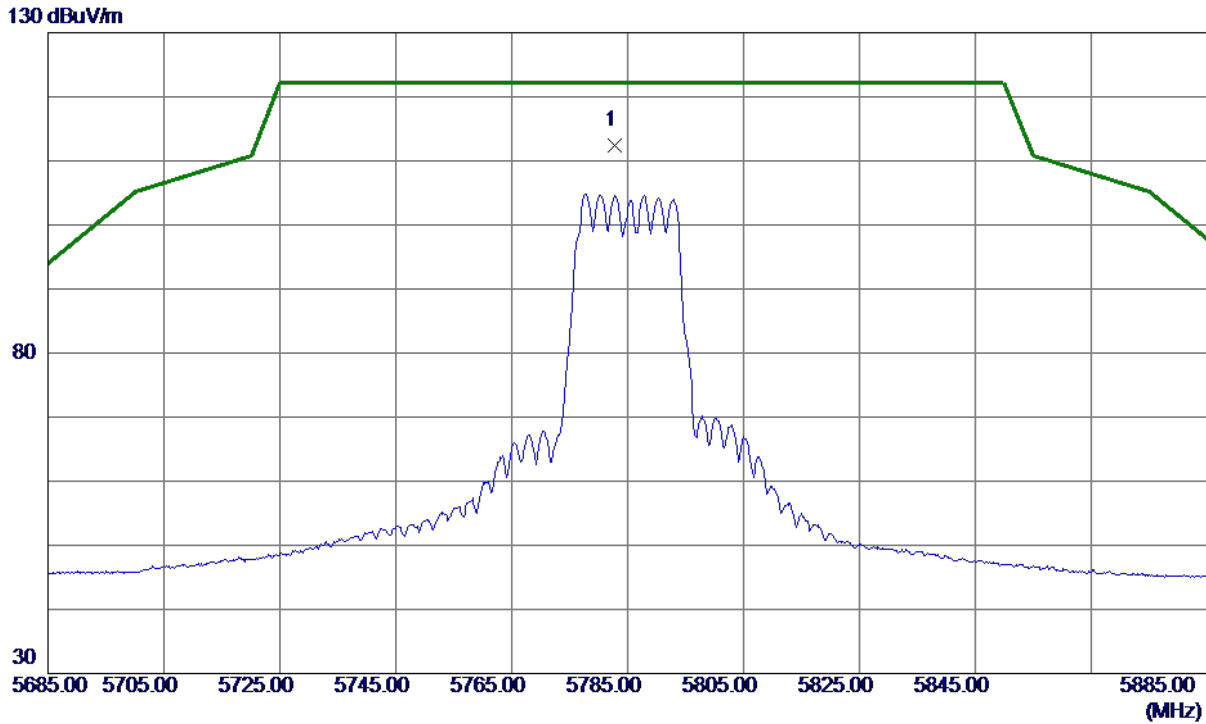
No.	Freq. MHz	Reading Level dBuV/m	Correct Factor dB	Measure ment dBuV/m	Limit dBuV/m	Margin dB	Detector	Comment
1 *	11491.5000	37.20	12.07	49.27	54.00	-4.73	AVG	
2	11496.3200	47.38	12.07	59.45	74.00	-14.55	Peak	

REMARKS:

- (1) Measurement Value = Reading Level + Correct Factor.
- (2) Margin Level = Measurement Value - Limit Value.

Orthogonal Axis	X
Test Mode	UNII-3_TX AC (VHT20) Mode 5785 MHz

Vertical



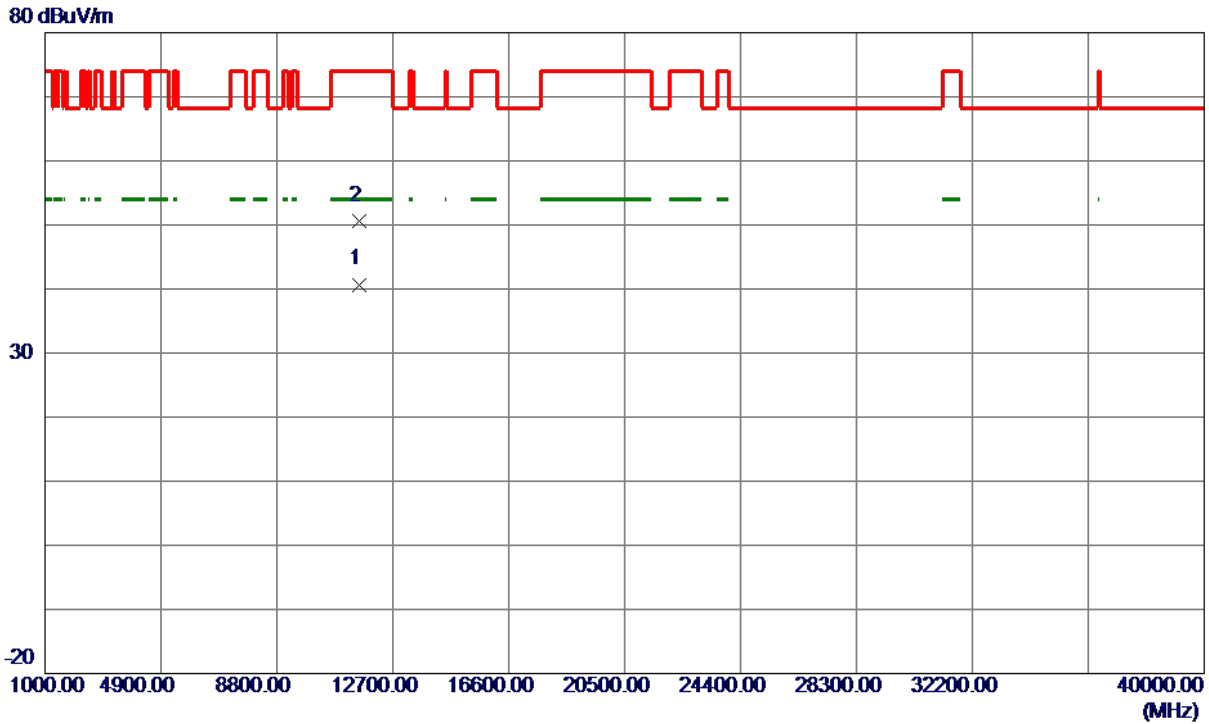
No.	Freq. MHz	Reading Level dBuV/m	Correct Factor dB	Measure ment dBuV/m	Limit dBuV/m	Margin dB	Detector	Comment
1 *	5782.8000	96.66	15.82	112.48	122.20	-9.72	Peak	No Limit

REMARKS:

- (1) Measurement Value = Reading Level + Correct Factor.
- (2) Margin Level = Measurement Value - Limit Value.

Orthogonal Axis	X
Test Mode	UNII-3_TX AC (VHT20) Mode 5785 MHz

Vertical



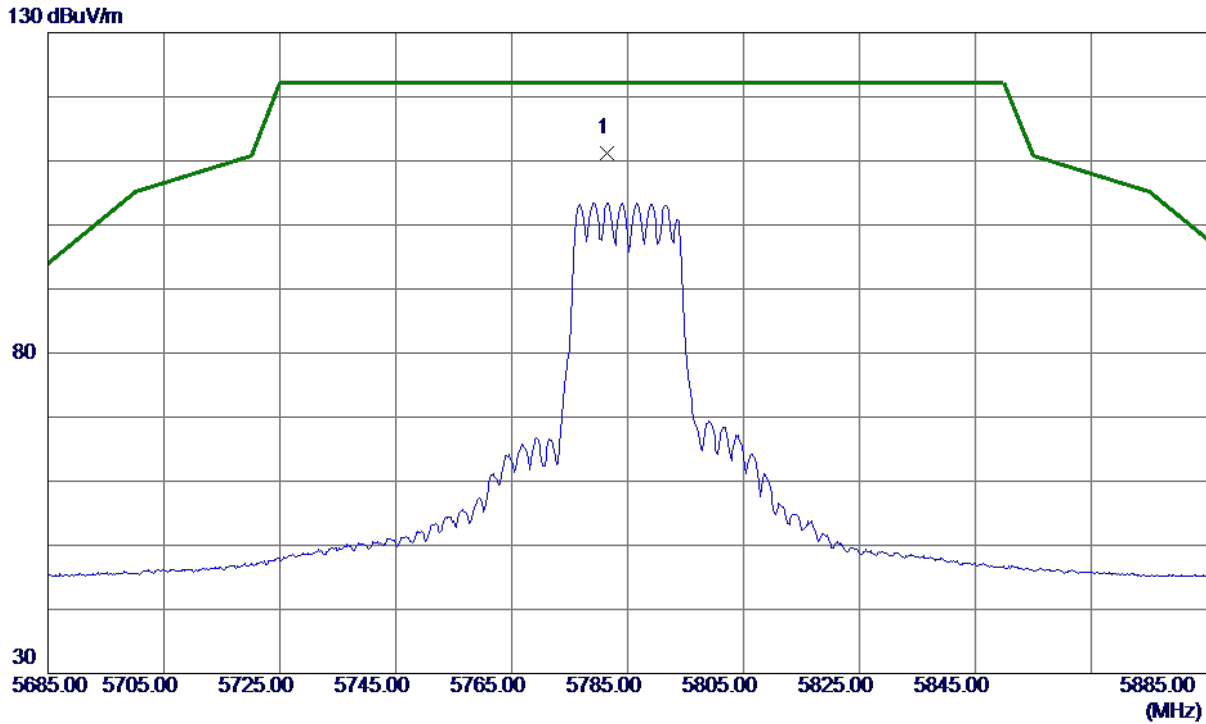
No.	Freq. MHz	Reading Level dBuV/m	Correct Factor dB	Measure ment dBuV/m	Limit dBuV/m	Margin dB	Detector	Comment
1 *	11570.7400	28.55	12.15	40.70	54.00	-13.30	AVG	
2	11574.0400	38.39	12.15	50.54	74.00	-23.46	Peak	

REMARKS:

- (1) Measurement Value = Reading Level + Correct Factor.
- (2) Margin Level = Measurement Value - Limit Value.

Orthogonal Axis	X
Test Mode	UNII-3_TX AC (VHT20) Mode 5785 MHz

Horizontal



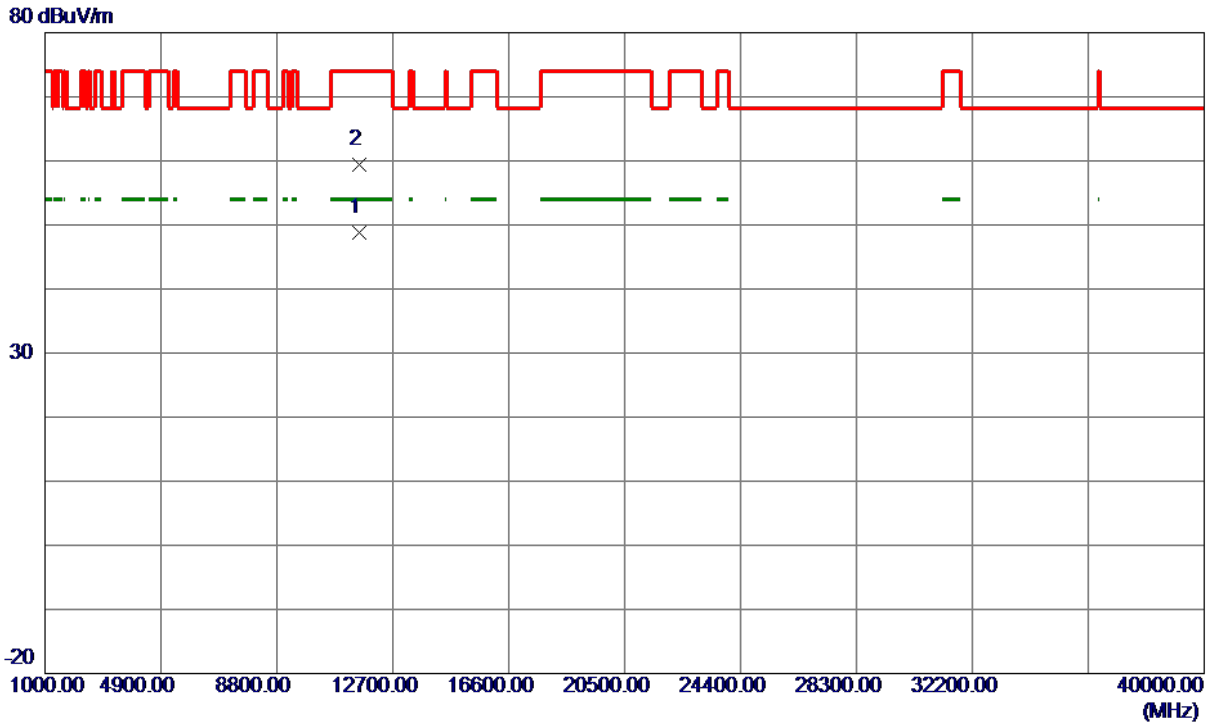
No.	Freq. MHz	Reading Level dBuV/m	Correct Factor dB	Measure ment dBuV/m	Limit dBuV/m	Margin dB	Detector	Comment
1 *	5781.4000	95.34	15.81	111.15	122.20	-11.05	Peak	No Limit

REMARKS:

- (1) Measurement Value = Reading Level + Correct Factor.
- (2) Margin Level = Measurement Value - Limit Value.

Orthogonal Axis	X
Test Mode	UNII-3_TX AC (VHT20) Mode 5785 MHz

Horizontal



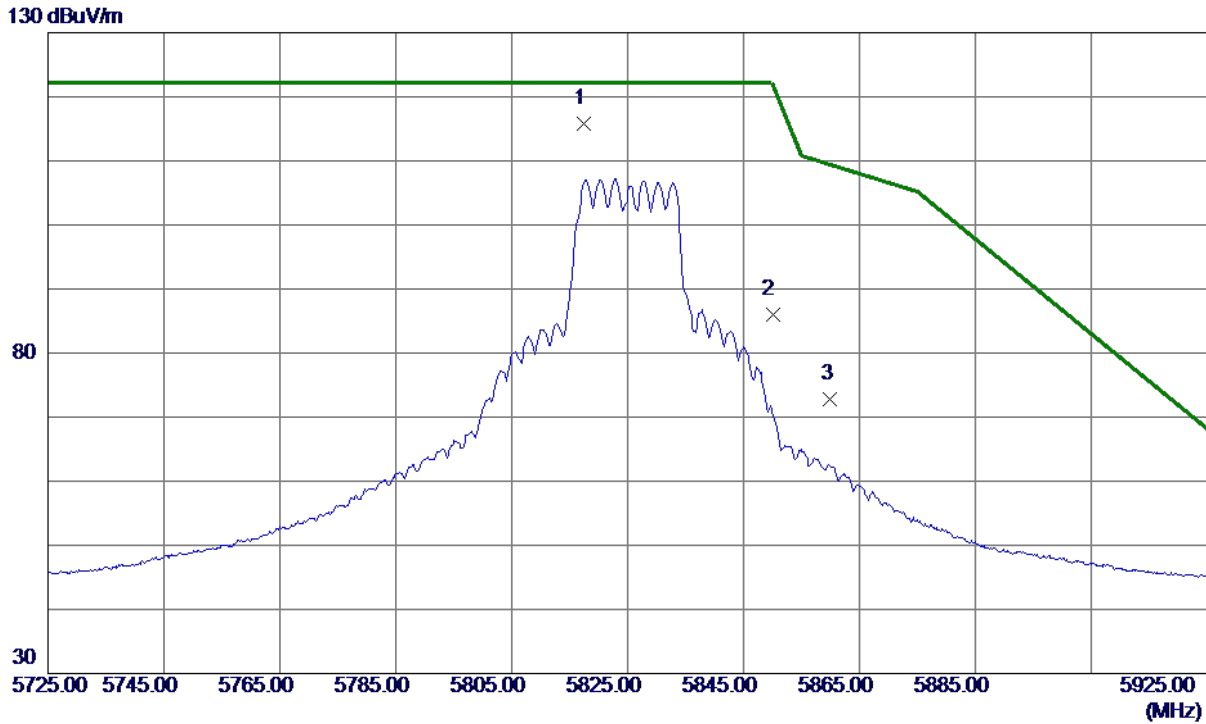
No.	Freq. MHz	Reading Level dBuV/m	Correct Factor dB	Measure ment dBuV/m	Limit dBuV/m	Margin dB	Detector	Comment
1 *	11571.3000	36.68	12.15	48.83	54.00	-5.17	AVG	
2	11576.1600	47.29	12.15	59.44	74.00	-14.56	Peak	

REMARKS:

- (1) Measurement Value = Reading Level + Correct Factor.
- (2) Margin Level = Measurement Value - Limit Value.

Orthogonal Axis	X
Test Mode	UNII-3_TX AC (VHT20) Mode 5825 MHz

Vertical



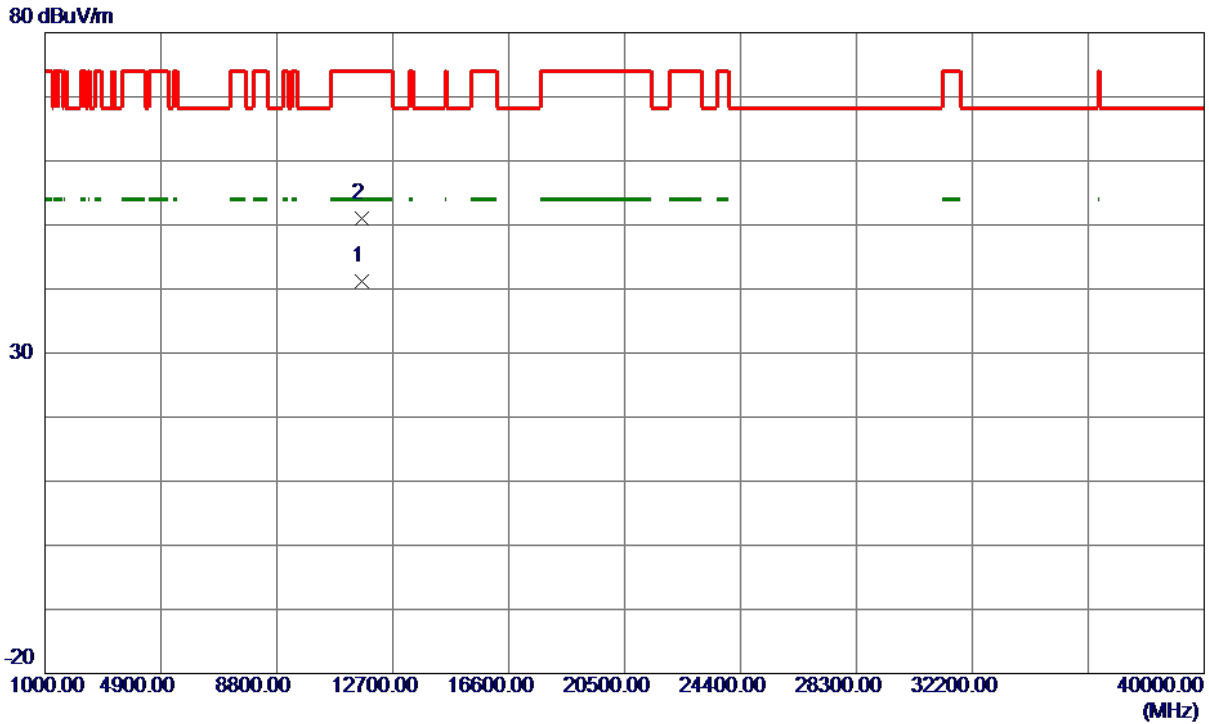
No.	Freq. MHz	Reading Level dBuV/m	Correct Factor dB	Measure ment dBuV/m	Limit dBuV/m	Margin dB	Detector	Comment
1 *	5817.4000	99.86	15.90	115.76	122.20	-6.44	Peak	No Limit
2	5850.0000	70.06	15.97	86.03	122.20	-36.17	Peak	
3	5860.0000	56.74	16.00	72.74	109.40	-36.66	Peak	

REMARKS:

- (1) Measurement Value = Reading Level + Correct Factor.
- (2) Margin Level = Measurement Value - Limit Value.

Orthogonal Axis	X
Test Mode	UNII-3_TX AC (VHT20) Mode 5825 MHz

Vertical



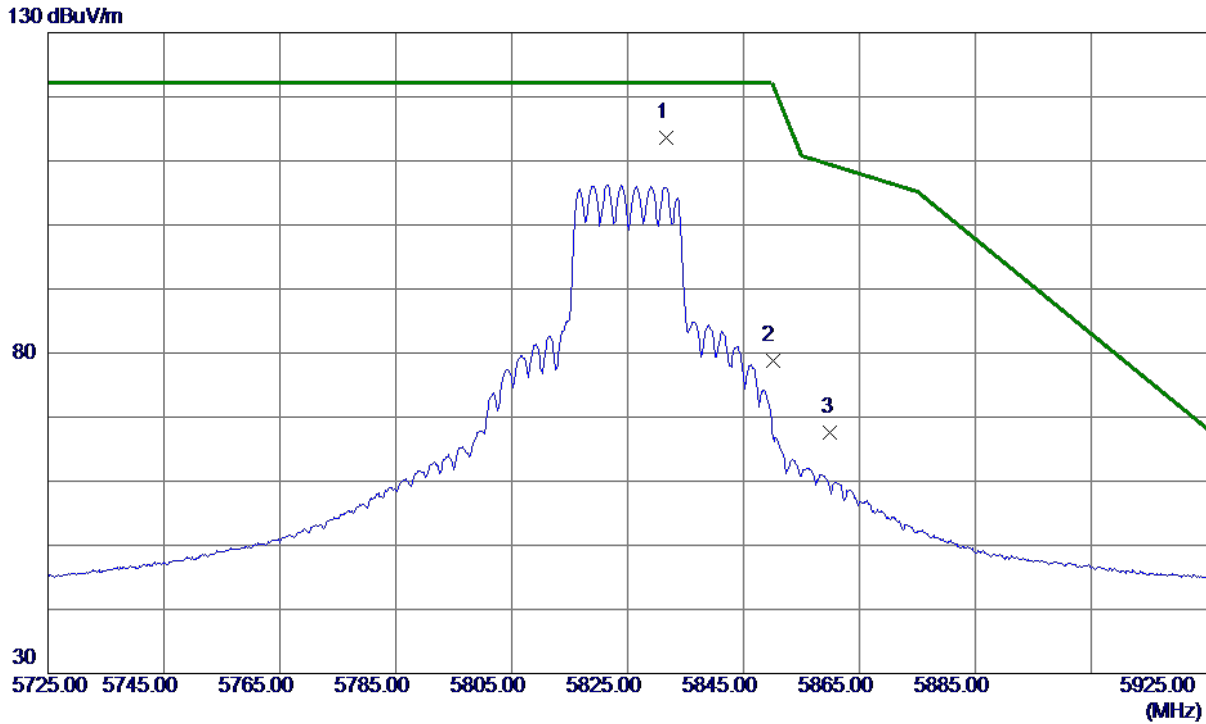
No.	Freq. MHz	Reading Level dBuV/m	Correct Factor dB	Measure ment dBuV/m	Limit dBuV/m	Margin dB	Detector	Comment
1 *	11650.1400	29.05	12.23	41.28	54.00	-12.72	AVG	
2	11655.4400	38.80	12.23	51.03	74.00	-22.97	Peak	

REMARKS:

- (1) Measurement Value = Reading Level + Correct Factor.
- (2) Margin Level = Measurement Value - Limit Value.

Orthogonal Axis	X
Test Mode	UNII-3_TX AC (VHT20) Mode 5825 MHz

Horizontal



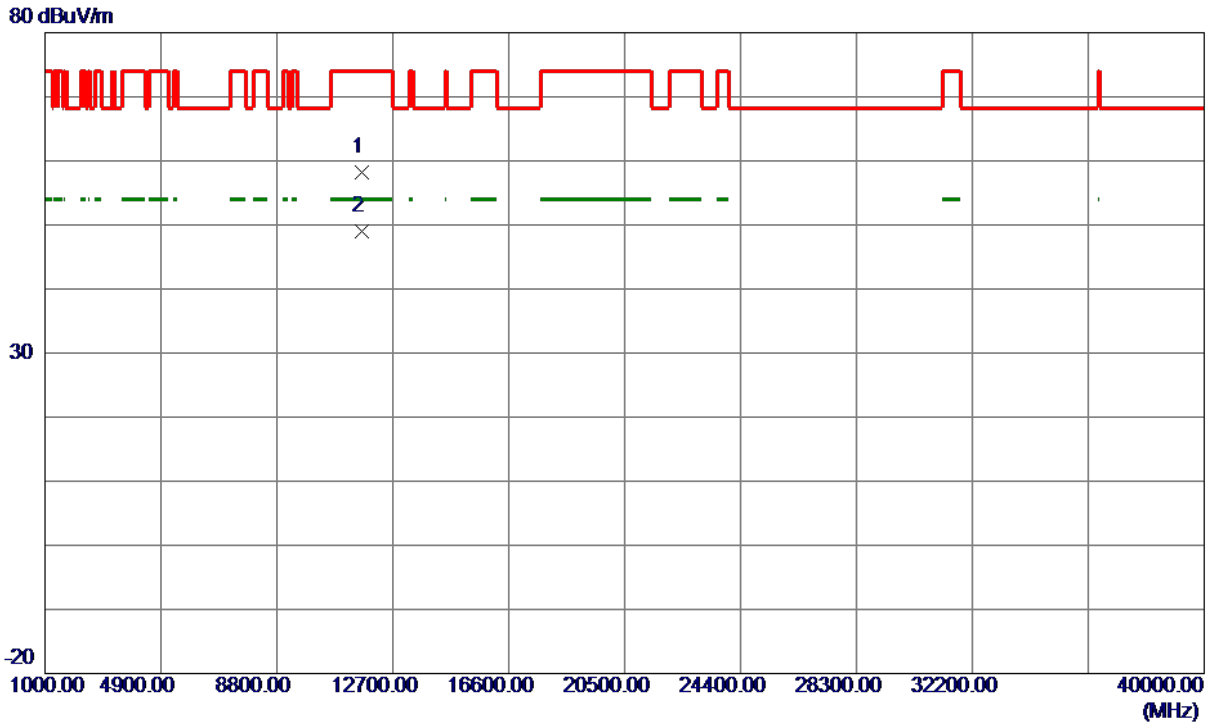
No.	Freq. MHz	Reading Level dBuV/m	Correct Factor dB	Measure ment dBuV/m	Limit dBuV/m	Margin dB	Detector	Comment
1 *	5831.7000	97.75	15.93	113.68	122.20	-8.52	Peak	No Limit
2	5850.0000	62.88	15.97	78.85	122.20	-43.35	Peak	
3	5860.0000	51.64	16.00	67.64	109.40	-41.76	Peak	

REMARKS:

- (1) Measurement Value = Reading Level + Correct Factor.
- (2) Margin Level = Measurement Value - Limit Value.

Orthogonal Axis	X
Test Mode	UNII-3_TX AC (VHT20) Mode 5825 MHz

Horizontal



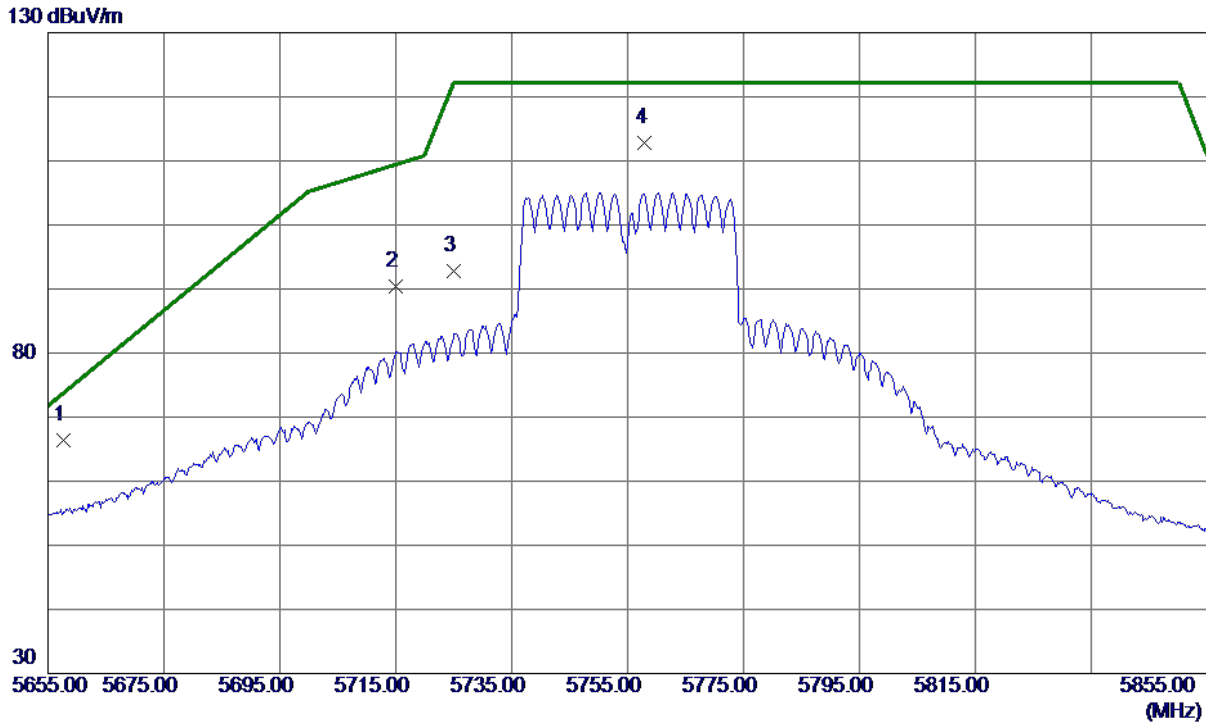
No.	Freq. MHz	Reading Level dBuV/m	Correct Factor dB	Measure ment dBuV/m	Limit dBuV/m	Margin dB	Detector	Comment
1	11649.0199	45.94	12.23	58.17	74.00	-15.83	Peak	
2 *	11651.5000	36.82	12.23	49.05	54.00	-4.95	AVG	

REMARKS:

- (1) Measurement Value = Reading Level + Correct Factor.
- (2) Margin Level = Measurement Value - Limit Value.

Orthogonal Axis	X
Test Mode	UNII-3_TX AC (VHT40) Mode 5755 MHz

Vertical



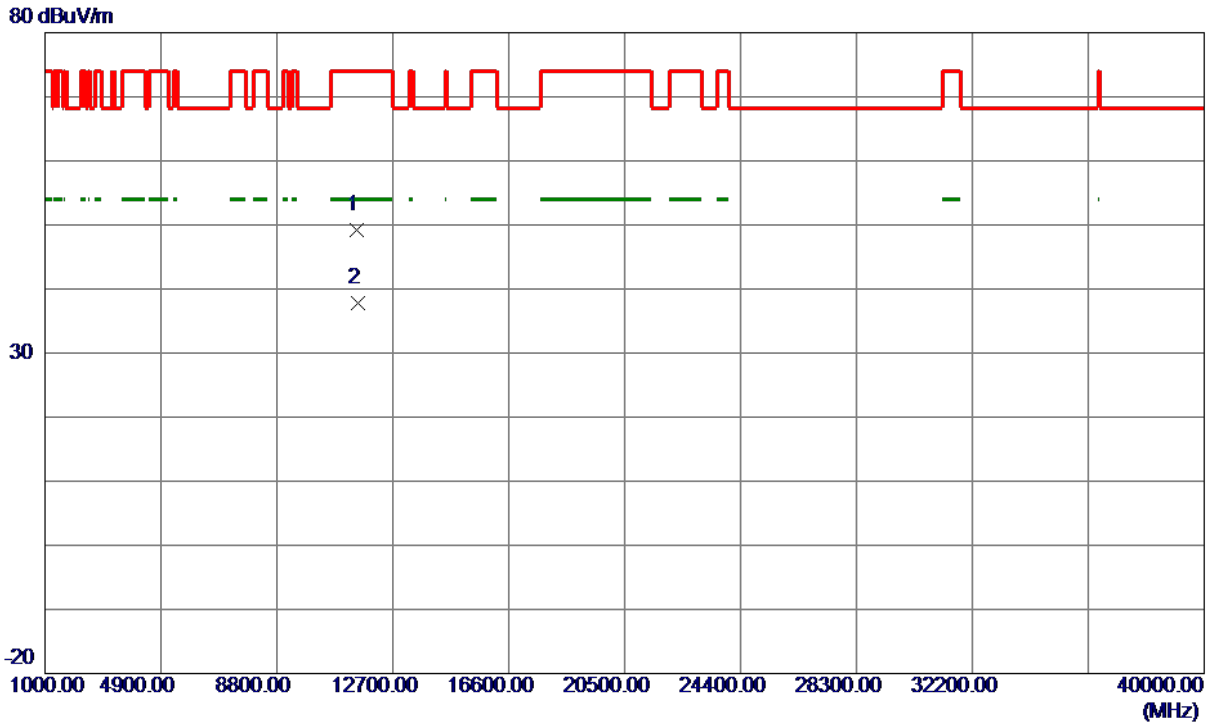
No.	Freq. MHz	Reading Level dBuV/m	Correct Factor dB	Measurement dBuV/m	Limit dBuV/m	Margin dB	Detector	Comment
1 *	5657.6000	50.80	15.52	66.32	73.82	-7.50	Peak	
2	5715.0000	74.76	15.65	90.41	109.40	-18.99	Peak	
3	5725.0000	77.19	15.68	92.87	122.20	-29.33	Peak	
4	5758.0000	97.00	15.76	112.76	122.20	-9.44	Peak	No Limit

REMARKS:

- (1) Measurement Value = Reading Level + Correct Factor.
- (2) Margin Level = Measurement Value - Limit Value.

Orthogonal Axis	X
Test Mode	UNII-3_TX AC (VHT40) Mode 5755 MHz

Vertical



No.	Freq. MHz	Reading Level dBuV/m	Correct Factor dB	Measure ment dBuV/m	Limit dBuV/m	Margin dB	Detector	Comment
1	11506.5250	37.07	12.08	49.15	74.00	-24.85	Peak	
2 *	11510.6500	25.64	12.09	37.73	54.00	-16.27	AVG	

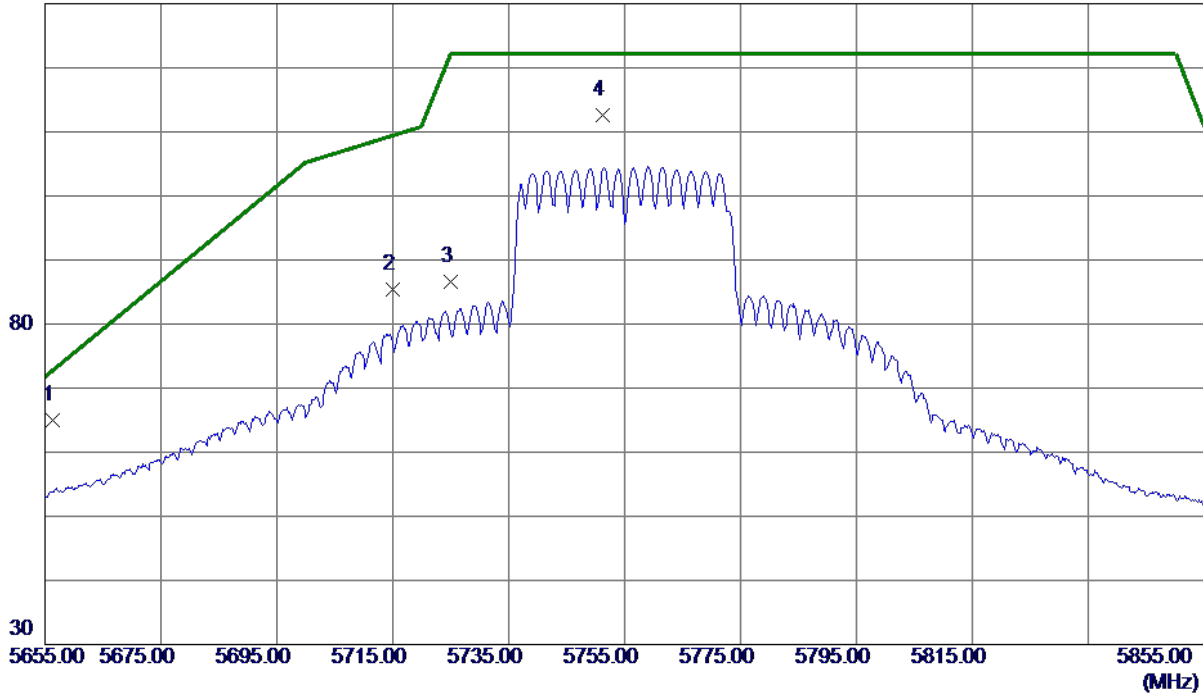
REMARKS:

- (1) Measurement Value = Reading Level + Correct Factor.
- (2) Margin Level = Measurement Value - Limit Value.

Orthogonal Axis	X
Test Mode	UNII-3_TX AC (VHT40) Mode 5755 MHz

Horizontal

130 dBuV/m



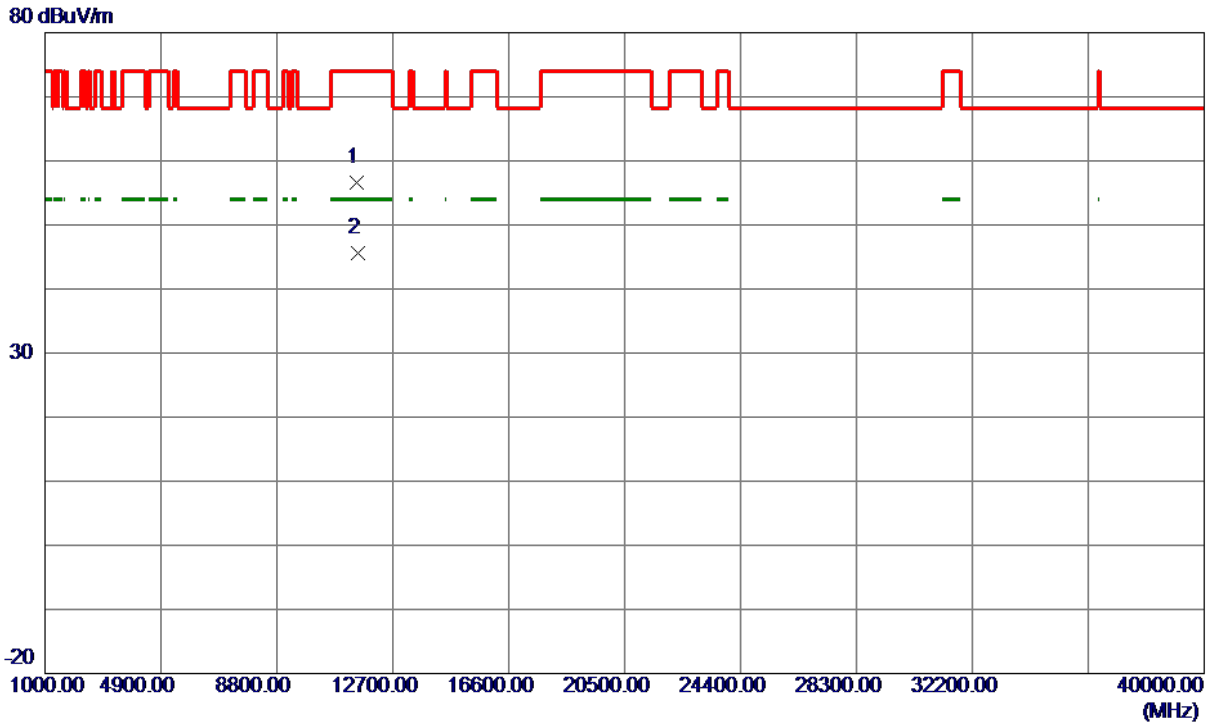
No.	Freq. MHz	Reading Level dBuV/m	Correct Factor dB	Measure ment dBuV/m	Limit dBuV/m	Margin dB	Detector	Comment
1 *	5656.4000	49.39	15.52	64.91	72.94	-8.03	Peak	
2	5715.0000	69.79	15.65	85.44	109.40	-23.96	Peak	
3	5725.0000	70.90	15.68	86.58	122.20	-35.62	Peak	
4	5751.2000	96.80	15.74	112.54	122.20	-9.66	Peak	No Limit

REMARKS:

- (1) Measurement Value = Reading Level + Correct Factor.
- (2) Margin Level = Measurement Value - Limit Value.

Orthogonal Axis	X
Test Mode	UNII-3_TX AC (VHT40) Mode 5755 MHz

Horizontal



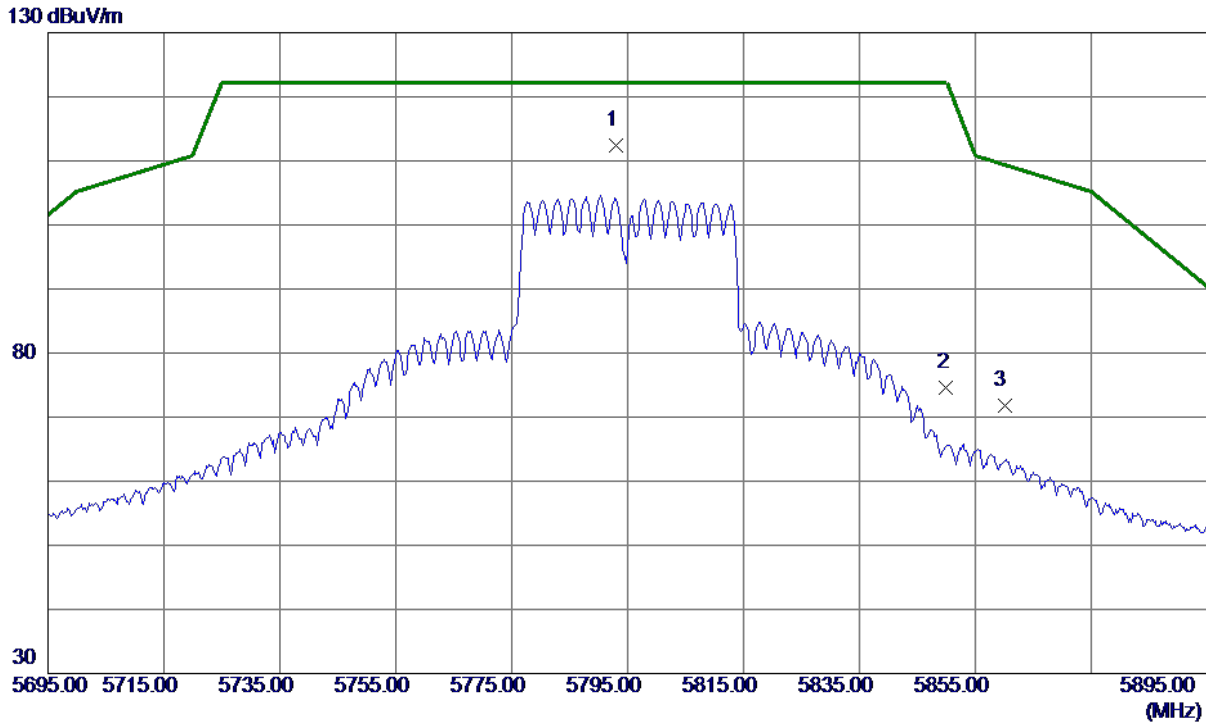
No.	Freq. MHz	Reading Level dBuV/m	Correct Factor dB	Measure ment dBuV/m	Limit dBuV/m	Margin dB	Detector	Comment
1	11506.4500	44.46	12.08	56.54	74.00	-17.46	Peak	
2 *	11508.9750	33.53	12.08	45.61	54.00	-8.39	AVG	

REMARKS:

- (1) Measurement Value = Reading Level + Correct Factor.
- (2) Margin Level = Measurement Value - Limit Value.

Orthogonal Axis	X
Test Mode	UNII-3_TX AC (VHT40) Mode 5795 MHz

Vertical



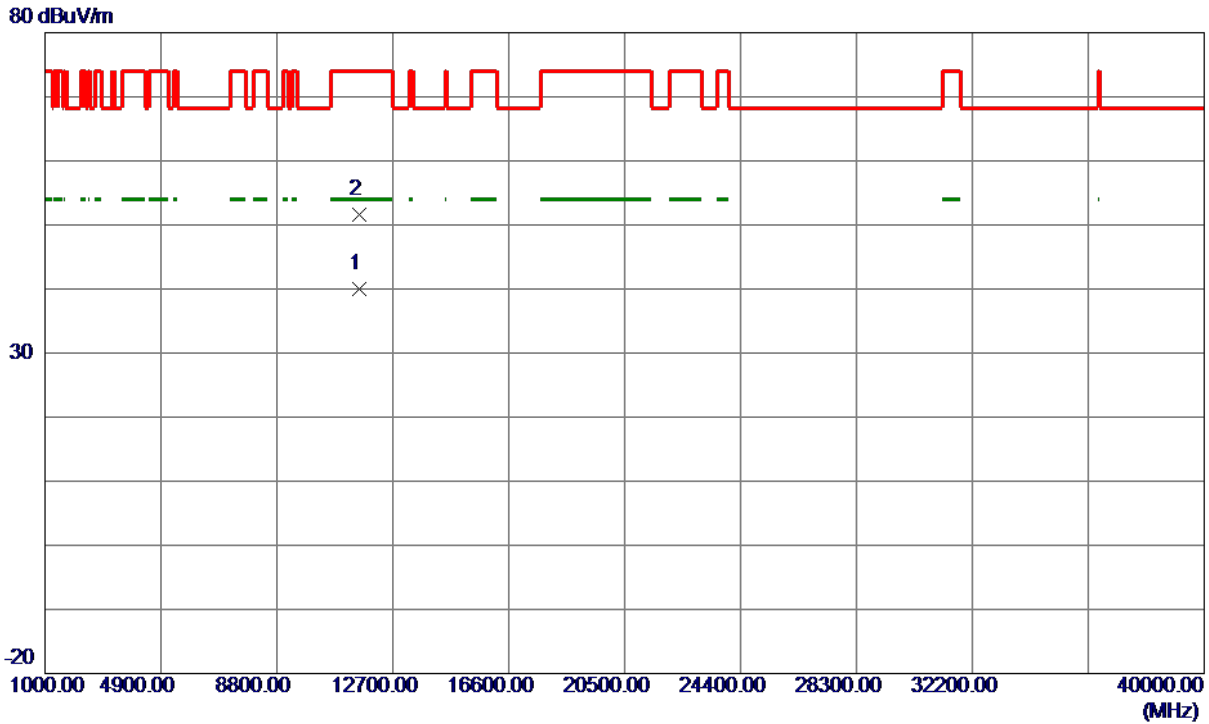
No.	Freq. MHz	Reading Level dBuV/m	Correct Factor dB	Measure ment dBuV/m	Limit dBuV/m	Margin dB	Detector	Comment
1 *	5793.0000	96.50	15.84	112.34	122.20	-9.86	Peak	No Limit
2	5850.0000	58.60	15.97	74.57	122.20	-47.63	Peak	
3	5860.0000	55.83	16.00	71.83	109.40	-37.57	Peak	

REMARKS:

- (1) Measurement Value = Reading Level + Correct Factor.
- (2) Margin Level = Measurement Value - Limit Value.

Orthogonal Axis	X
Test Mode	UNII-3_TX AC (VHT40) Mode 5795 MHz

Vertical



No.	Freq. MHz	Reading Level dBuV/m	Correct Factor dB	Measure ment dBuV/m	Limit dBuV/m	Margin dB	Detector	Comment
1 *	11588.5000	27.90	12.16	40.06	54.00	-13.94	AVG	
2	11592.6250	39.34	12.17	51.51	74.00	-22.49	Peak	

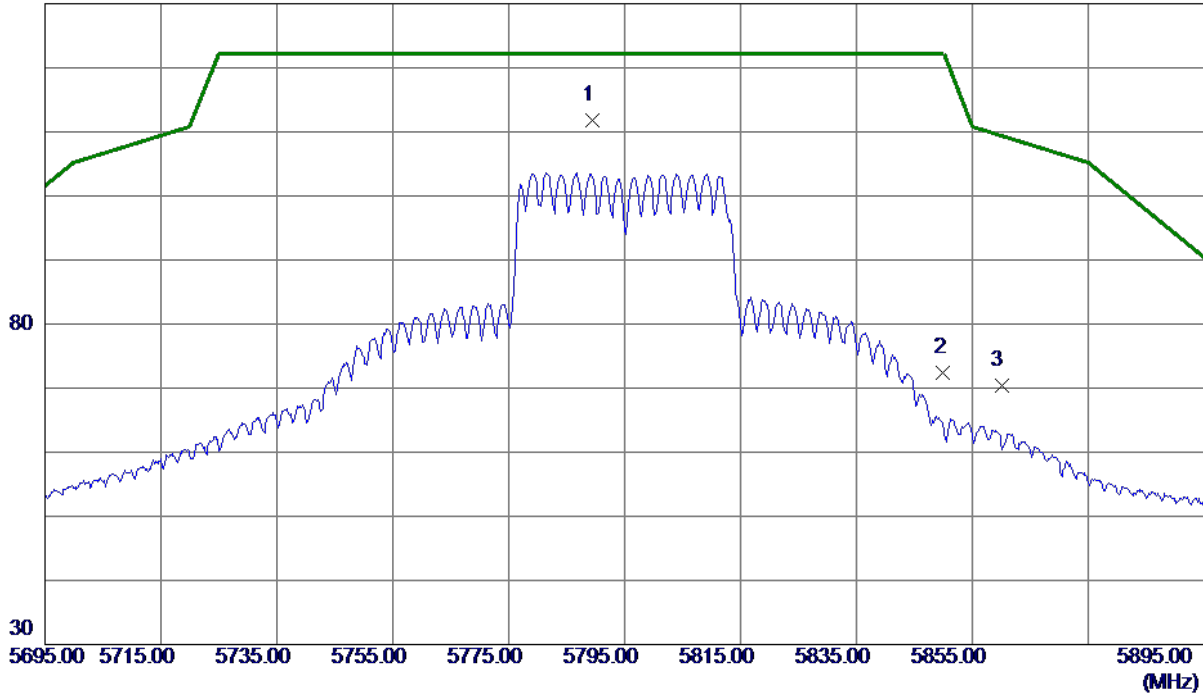
REMARKS:

- (1) Measurement Value = Reading Level + Correct Factor.
- (2) Margin Level = Measurement Value - Limit Value.

Orthogonal Axis	X
Test Mode	UNII-3_TX AC (VHT40) Mode 5795 MHz

Horizontal

130 dBuV/m



No.	Freq. MHz	Reading Level dBuV/m	Correct Factor dB	Measure ment dBuV/m	Limit dBuV/m	Margin dB	Detector	Comment
1 *	5789.5000	96.00	15.83	111.83	122.20	-10.37	Peak	No Limit
2	5850.0000	56.51	15.97	72.48	122.20	-49.72	Peak	
3	5860.0000	54.47	16.00	70.47	109.40	-38.93	Peak	

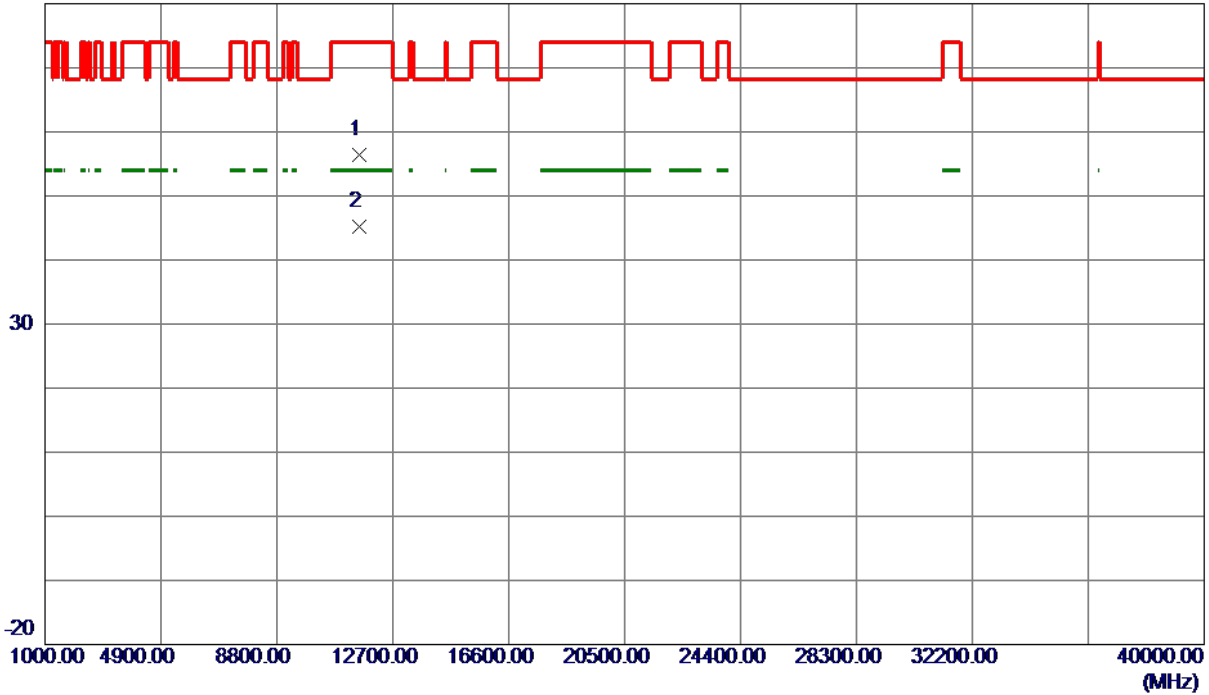
REMARKS:

- (1) Measurement Value = Reading Level + Correct Factor.
- (2) Margin Level = Measurement Value - Limit Value.

Orthogonal Axis	X
Test Mode	UNII-3_TX AC (VHT40) Mode 5795 MHz

Horizontal

80 dBuV/m



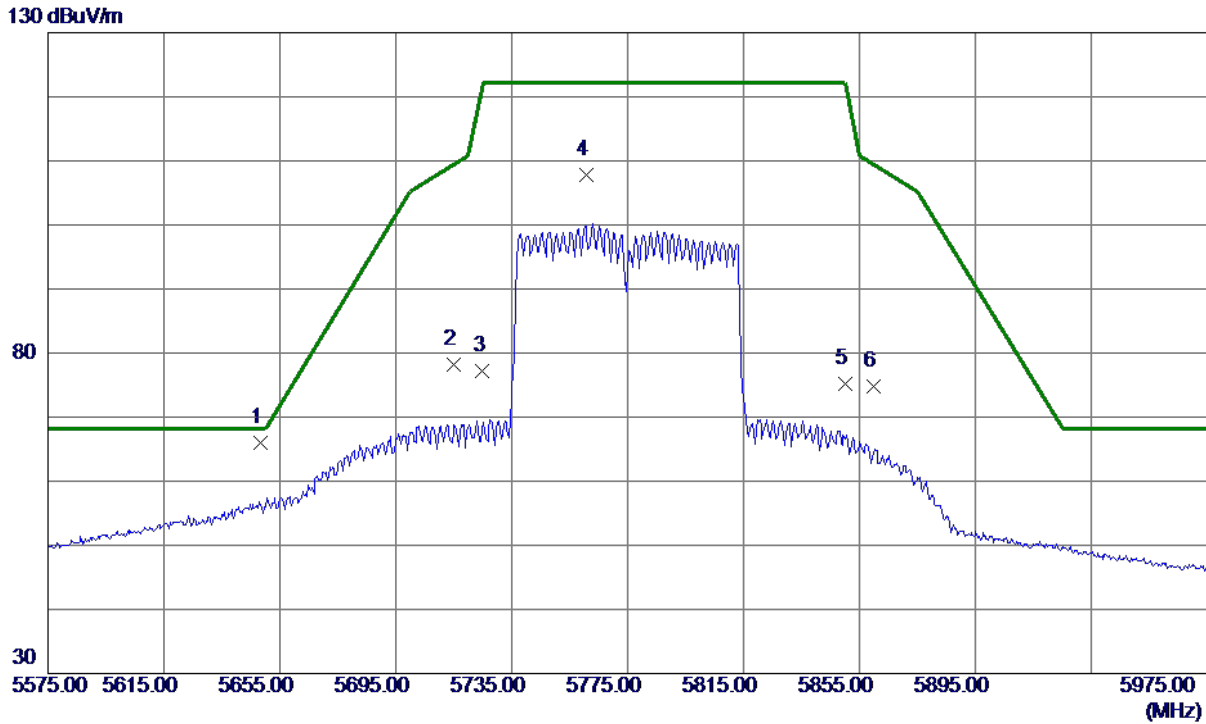
No.	Freq. MHz	Reading Level dBuV/m	Correct Factor dB	Measure ment dBuV/m	Limit dBuV/m	Margin dB	Detector	Comment
1	11588.7750	44.21	12.16	56.37	74.00	-17.63	Peak	
2 *	11589.1250	33.01	12.17	45.18	54.00	-8.82	AVG	

REMARKS:

- (1) Measurement Value = Reading Level + Correct Factor.
- (2) Margin Level = Measurement Value - Limit Value.

Orthogonal Axis	X
Test Mode	UNII-3_TX AC (VHT80) Mode 5775 MHz

Vertical



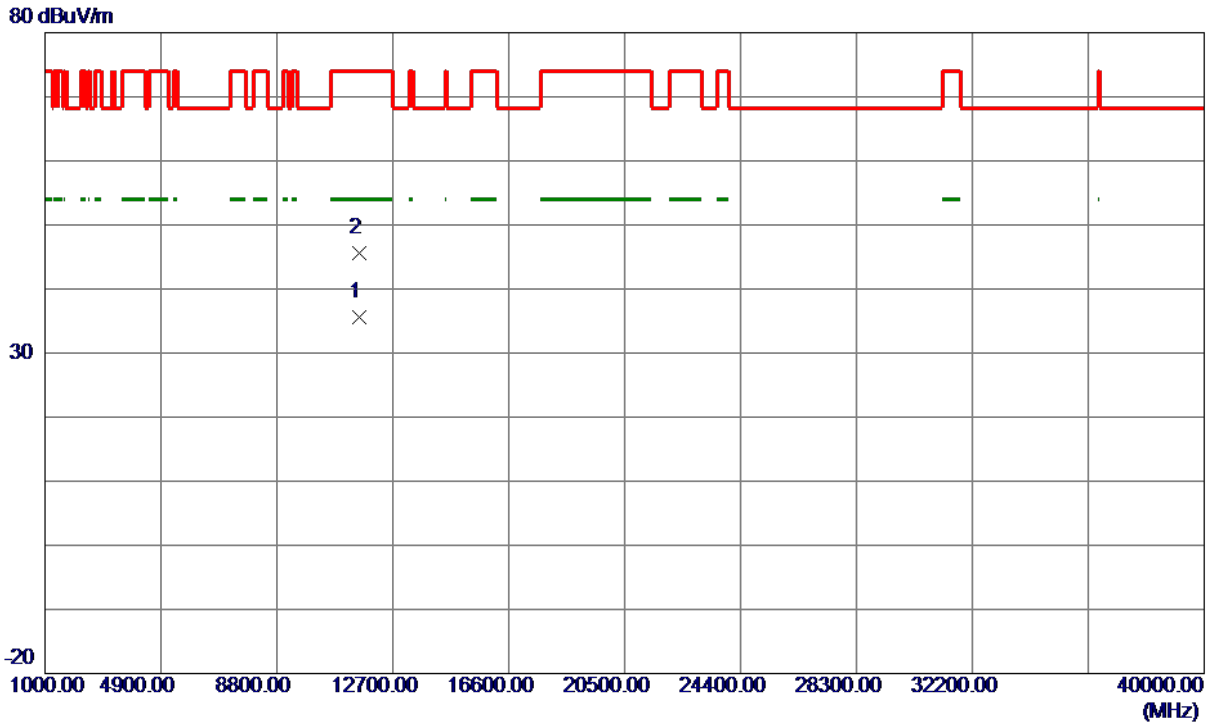
No.	Freq. MHz	Reading Level dBuV/m	Correct Factor dB	Measure ment dBuV/m	Limit dBuV/m	Margin dB	Detector	Comment
1 *	5648.2000	50.59	15.50	66.09	68.20	-2.11	Peak	
2	5715.0000	62.56	15.65	78.21	109.40	-31.19	Peak	
3	5725.0000	61.48	15.68	77.16	122.20	-45.04	Peak	
4	5760.6000	91.95	15.76	107.71	122.20	-14.49	Peak	No Limit
5	5850.0000	59.17	15.97	75.14	122.20	-47.06	Peak	
6	5860.0000	58.88	16.00	74.88	109.40	-34.52	Peak	

REMARKS:

- (1) Measurement Value = Reading Level + Correct Factor.
- (2) Margin Level = Measurement Value - Limit Value.

Orthogonal Axis	X
Test Mode	UNII-3_TX AC (VHT80) Mode 5775 MHz

Vertical



No.	Freq. MHz	Reading Level dBuV/m	Correct Factor dB	Measure ment dBuV/m	Limit dBuV/m	Margin dB	Detector	Comment
1 *	11561.1250	23.44	12.14	35.58	54.00	-18.42	AVG	
2	11566.3000	33.45	12.14	45.59	74.00	-28.41	Peak	

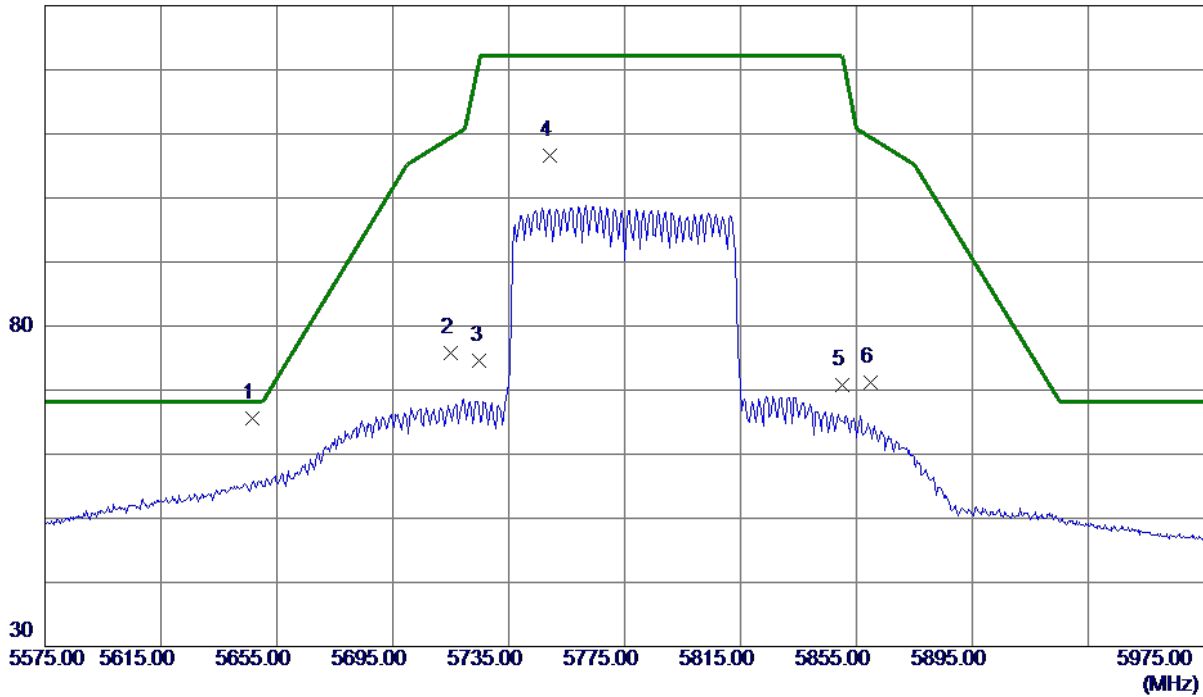
REMARKS:

- (1) Measurement Value = Reading Level + Correct Factor.
- (2) Margin Level = Measurement Value - Limit Value.

Orthogonal Axis	X
Test Mode	UNII-3_TX AC (VHT80) Mode 5775 MHz

Horizontal

130 dBuV/m



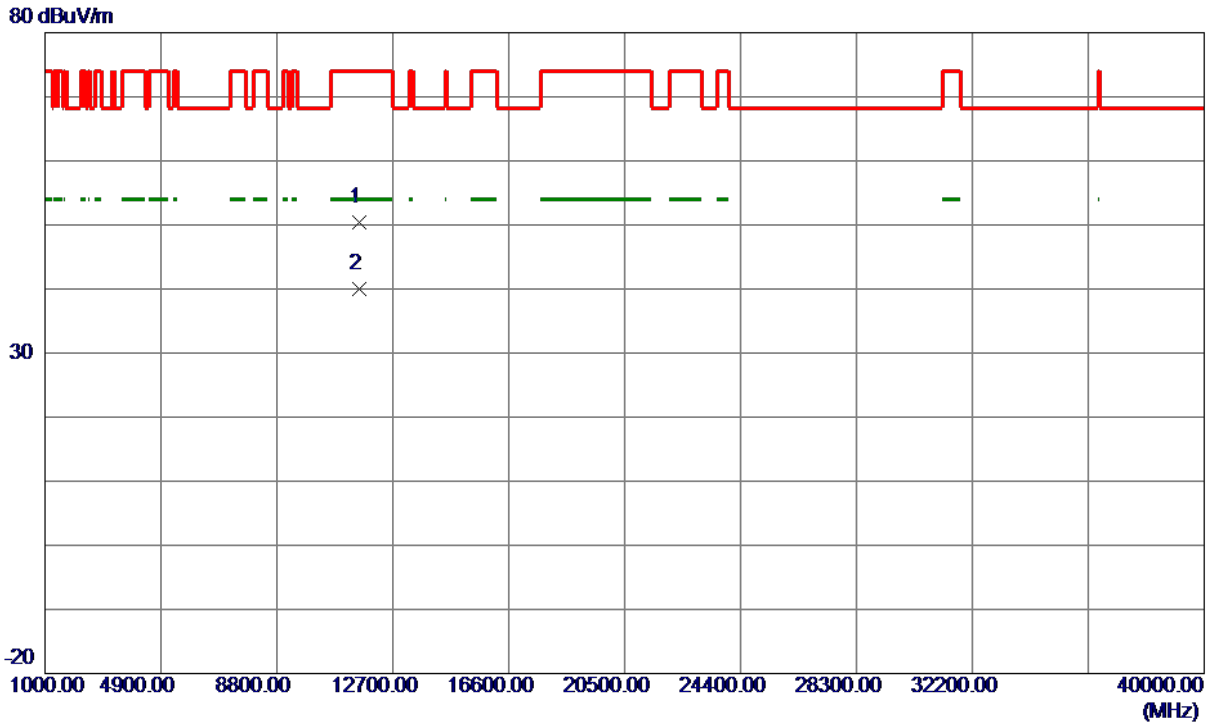
No.	Freq. MHz	Reading Level dBuV/m	Correct Factor dB	Measure ment dBuV/m	Limit dBuV/m	Margin dB	Detector	Comment
1 *	5646.4000	50.11	15.49	65.60	68.20	-2.60	Peak	
2	5715.0000	60.09	15.65	75.74	109.40	-33.66	Peak	
3	5725.0000	58.91	15.68	74.59	122.20	-47.61	Peak	
4	5749.2000	90.94	15.74	106.68	122.20	-15.52	Peak	No Limit
5	5850.0000	54.76	15.97	70.73	122.20	-51.47	Peak	
6	5860.0000	55.22	16.00	71.22	109.40	-38.18	Peak	

REMARKS:

- (1) Measurement Value = Reading Level + Correct Factor.
- (2) Margin Level = Measurement Value - Limit Value.

Orthogonal Axis	X
Test Mode	UNII-3_TX AC (VHT80) Mode 5775 MHz

Horizontal



No.	Freq. MHz	Reading Level dBuV/m	Correct Factor dB	Measure ment dBuV/m	Limit dBuV/m	Margin dB	Detector	Comment
1	11556.4250	38.20	12.13	50.33	74.00	-23.67	Peak	
2 *	11558.9250	27.95	12.13	40.08	54.00	-13.92	AVG	

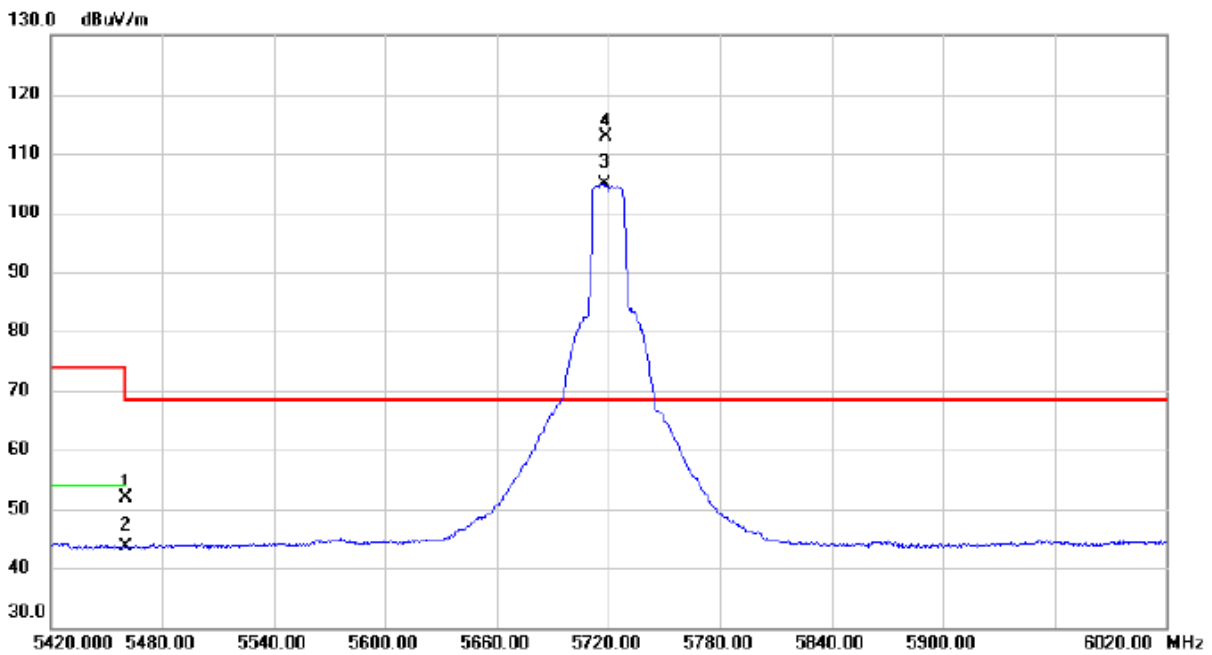
REMARKS:

- (1) Measurement Value = Reading Level + Correct Factor.
- (2) Margin Level = Measurement Value - Limit Value.

Straddle Channel:

Orthogonal Axis	X
Test Mode	UNII-2C_TX A Mode 5720 MHz

Vertical



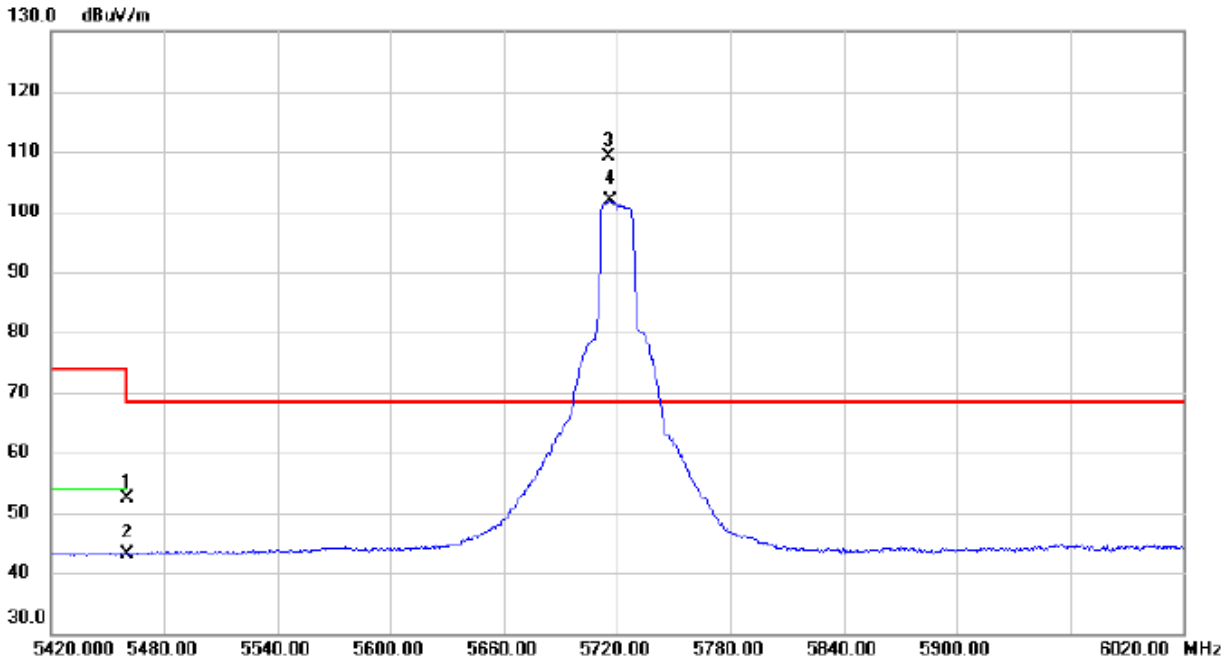
No.	Mk.	Freq. MHz	Reading Level dBuV	Correct Factor dB	Measure- ment dBuV/m	Limit dBuV/m	Margin dB	Detector	Comment
1		5460.000	36.75	15.06	51.81	74.00	-22.19	peak	
2		5460.000	28.49	15.06	43.55	54.00	-10.45	AVG	
3	X	5717.900	89.19	15.66	104.85	68.30	36.55	AVG	
4	*	5718.500	97.32	15.66	112.98	68.30	44.68	peak	

REMARKS:

- (1) Measurement Value = Reading Level + Correct Factor.
- (2) Margin Level = Measurement Value - Limit Value.
- (3) Straddle channels 138, 142 and 144 are considered to be operating in both U-NII-2C and U-NII-3. The worst case out-of-band emission limit, i.e., -27 dBm/MHz peak EIRP, applies at the band edges. The band edges are considered to be 5.47 GHz and 5.85 GHz.

Orthogonal Axis	X
Test Mode	UNII-2C_TX A Mode 5720 MHz

Horizontal



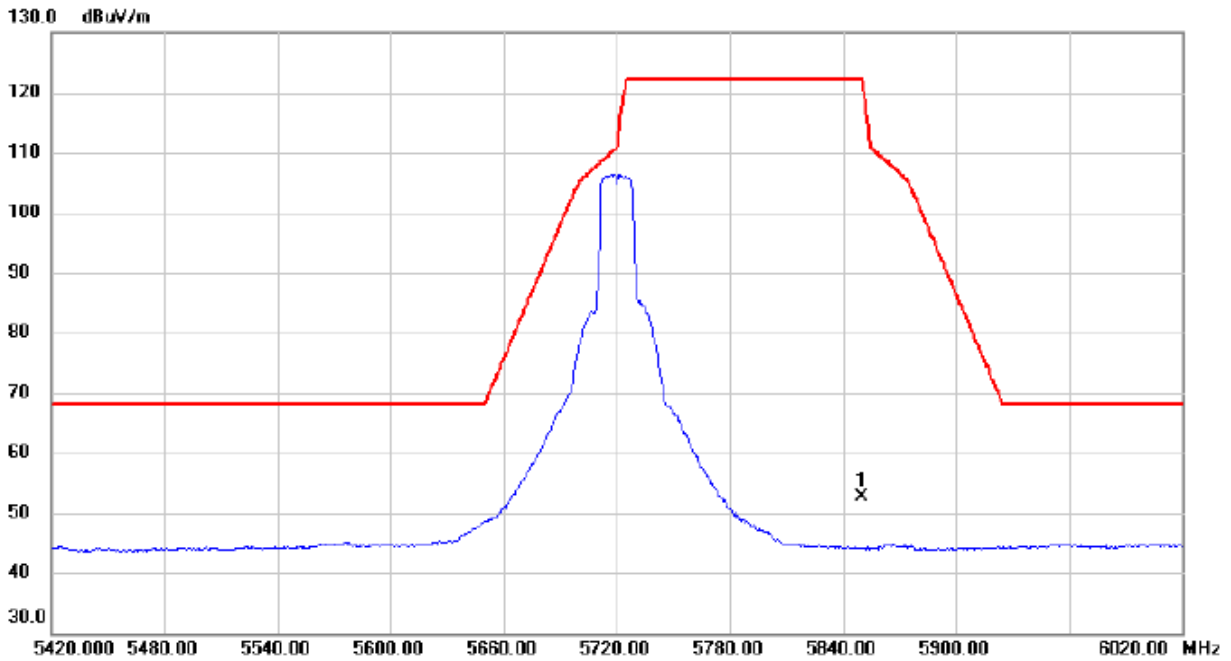
No.	Mk.	Freq. MHz	Reading Level dBuV	Correct Factor dB	Measure- ment dBuV/m	Limit dBuV/m	Margin dB	Detector	Comment
1		5460.000	37.23	15.06	52.29	74.00	-21.71	peak	
2		5460.000	28.07	15.06	43.13	54.00	-10.87	AVG	
3	*	5715.500	93.59	15.65	109.24	68.30	40.94	peak	
4	X	5716.700	86.19	15.65	101.84	68.30	33.54	AVG	

REMARKS:

- (1) Measurement Value = Reading Level + Correct Factor.
- (2) Margin Level = Measurement Value - Limit Value.
- (3) Straddle channels 138, 142 and 144 are considered to be operating in both U-NII-2C and U-NII-3. The worst case out-of-band emission limit, i.e., -27 dBm/MHz peak EIRP, applies at the band edges. The band edges are considered to be 5.47 GHz and 5.85 GHz.

Orthogonal Axis	X
Test Mode	UNII-3_TX A Mode 5720 MHz

Vertical



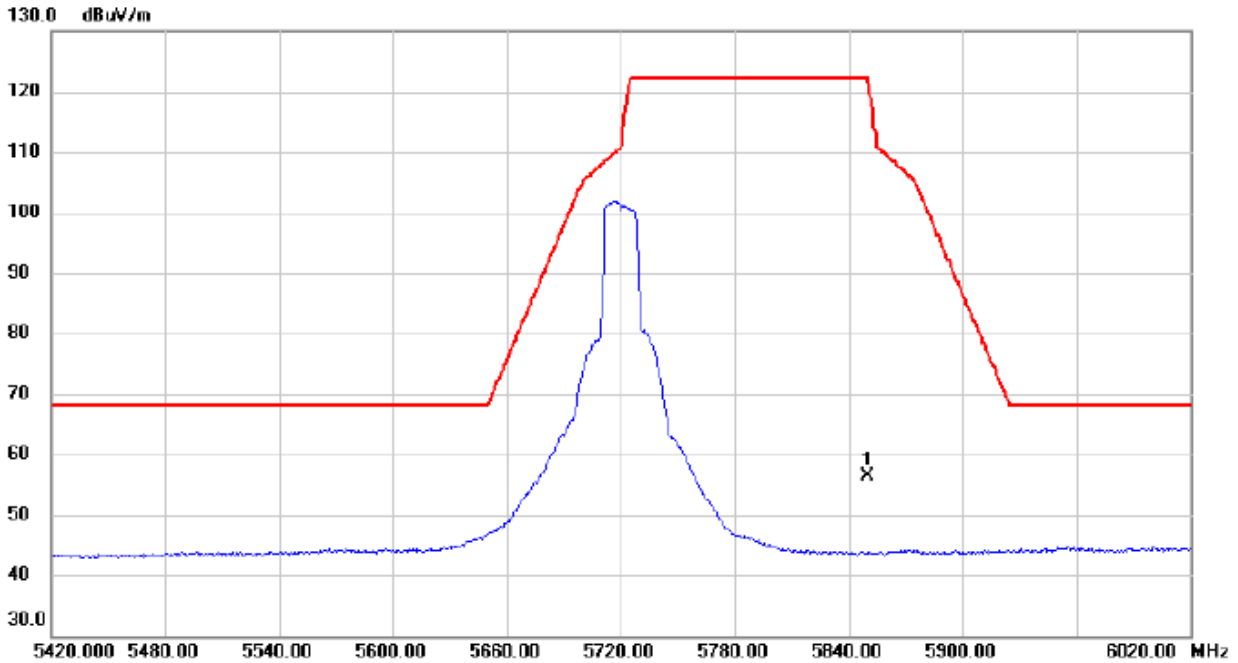
No.	Mk.	Freq.	Reading Level	Correct Factor	Measurement	Limit	Margin	Detector	Comment
		MHz	dBuV	dB	dBuV/m	dBuV/m	dB		
1	*	5850.000	36.63	15.98	52.61	122.20	-69.59	peak	

REMARKS:

- (1) Measurement Value = Reading Level + Correct Factor.
- (2) Margin Level = Measurement Value - Limit Value.
- (3) Straddle channels 138, 142 and 144 are considered to be operating in both U-NII-2C and U-NII-3. The worst case out-of-band emission limit, i.e., -27 dBm/MHz peak EIRP, applies at the band edges. The band edges are considered to be 5.47 GHz and 5.85 GHz.

Orthogonal Axis	X
Test Mode	UNII-3_TX A Mode 5720 MHz

Horizontal



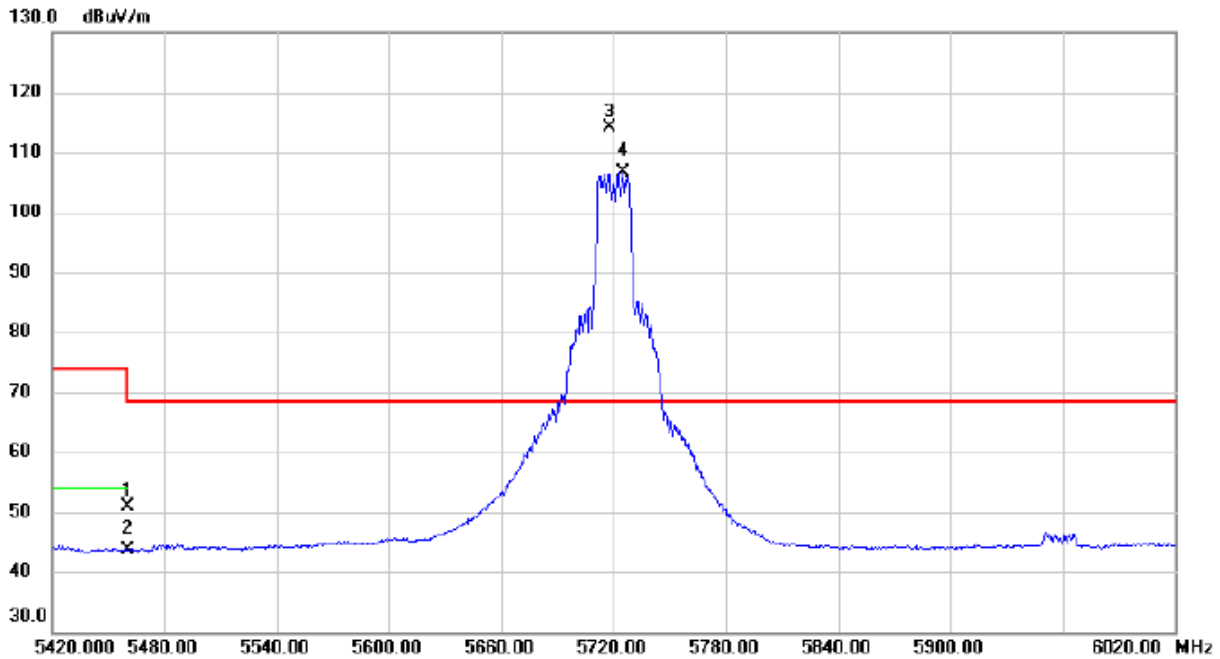
No.	Mk.	Freq.	Reading Level	Correct Factor	Measurement	Limit	Margin	Detector	Comment
		MHz	dBuV	dB	dBuV/m	dBuV/m	dB		
1	*	5850.200	40.44	15.98	56.42	121.74	-65.32	peak	

REMARKS:

- (1) Measurement Value = Reading Level + Correct Factor.
- (2) Margin Level = Measurement Value - Limit Value.
- (3) Straddle channels 138, 142 and 144 are considered to be operating in both U-NII-2C and U-NII-3. The worst case out-of-band emission limit, i.e., -27 dBm/MHz peak EIRP, applies at the band edges. The band edges are considered to be 5.47 GHz and 5.85 GHz.

Orthogonal Axis	X
Test Mode	UNII-2C_TX N (HT20) Mode 5720 MHz

Vertical



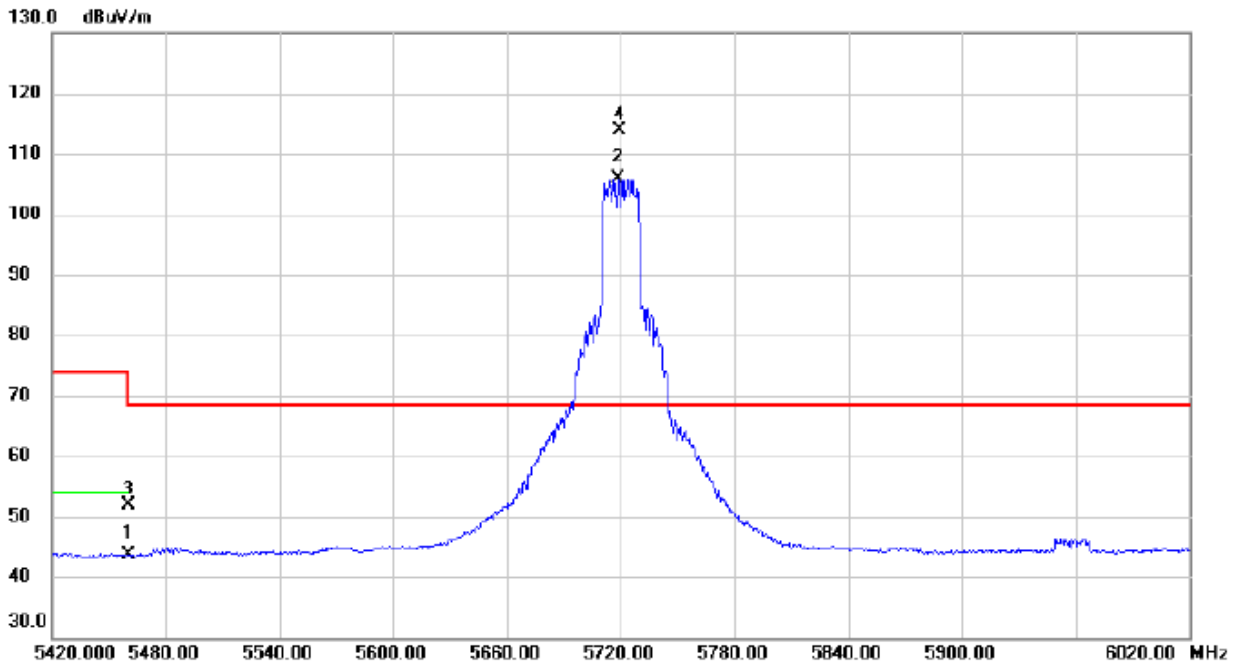
No.	Mk.	Freq.	Reading Level	Correct Factor	Measurement	Limit	Margin		
		MHz	dBuV	dB	dBuV/m	dBuV/m	dB	Detector	Comment
1		5460.000	35.92	15.06	50.98	74.00	-23.02	peak	
2		5460.000	28.61	15.06	43.67	54.00	-10.33	AVG	
3	*	5717.600	98.57	15.66	114.23	68.30	45.93	peak	
4	X	5725.100	91.07	15.67	106.74	68.30	38.44	AVG	

REMARKS:

- (1) Measurement Value = Reading Level + Correct Factor.
- (2) Margin Level = Measurement Value - Limit Value.
- (3) Straddle channels 138, 142 and 144 are considered to be operating in both U-NII-2C and U-NII-3. The worst case out-of-band emission limit, i.e., -27 dBm/MHz peak EIRP, applies at the band edges. The band edges are considered to be 5.47 GHz and 5.85 GHz.

Orthogonal Axis	X
Test Mode	UNII-2C_TX N (HT20) Mode 5720 MHz

Horizontal



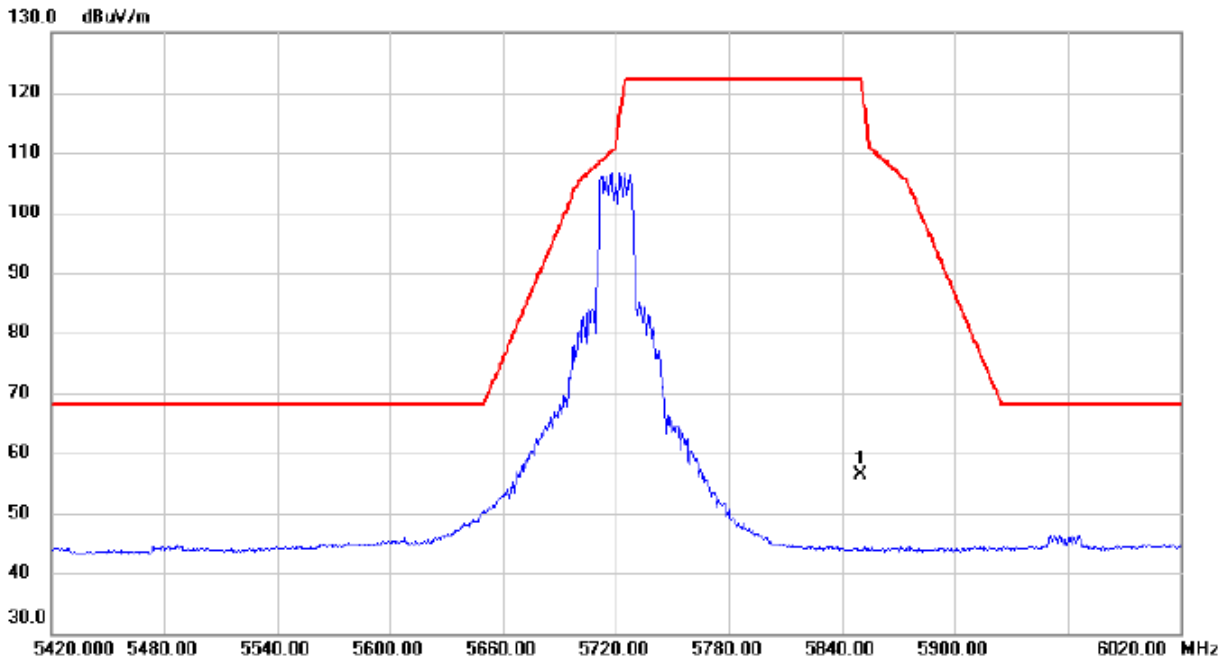
No.	Mk.	Freq. MHz	Reading Level dBuV	Correct Factor dB	Measurement dBuV/m	Limit dBuV/m	Margin dB	Detector	Comment
1		5460.000	28.58	15.06	43.64	54.00	-10.36	AVG	
2	X	5719.100	90.22	15.66	105.88	68.30	37.58	AVG	
3		5460.000	36.85	15.06	51.91	74.00	-22.09	peak	
4	*	5719.400	98.13	15.66	113.79	68.30	45.49	peak	

REMARKS:

- (1) Measurement Value = Reading Level + Correct Factor.
- (2) Margin Level = Measurement Value - Limit Value.
- (3) Straddle channels 138, 142 and 144 are considered to be operating in both U-NII-2C and U-NII-3. The worst case out-of-band emission limit, i.e., -27 dBm/MHz peak EIRP, applies at the band edges. The band edges are considered to be 5.47 GHz and 5.85 GHz.

Orthogonal Axis	X
Test Mode	UNII-3_TX N (HT20) Mode 5720 MHz

Vertical



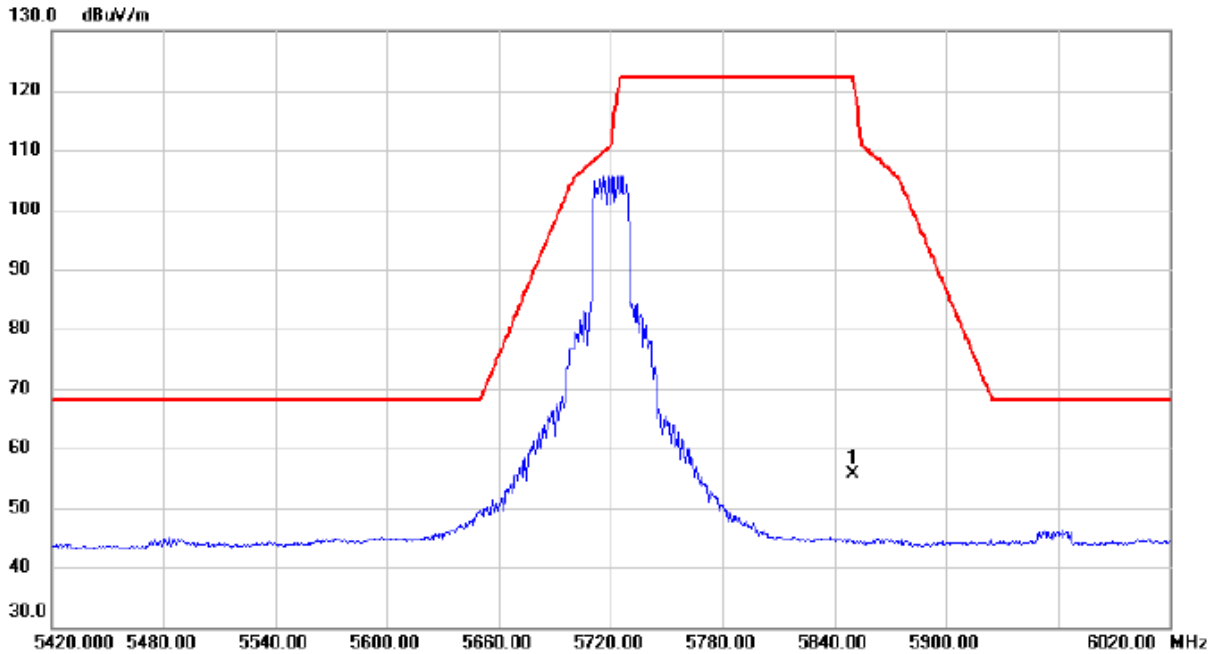
No.	Mk.	Freq.	Reading Level	Correct Factor	Measurement	Limit	Margin	Detector	Comment
		MHz	dBuV	dB	dBuV/m	dBuV/m	dB		
1	*	5850.000	40.39	15.98	56.37	122.20	-65.83	peak	

REMARKS:

- (1) Measurement Value = Reading Level + Correct Factor.
- (2) Margin Level = Measurement Value - Limit Value.
- (3) Straddle channels 138, 142 and 144 are considered to be operating in both U-NII-2C and U-NII-3. The worst case out-of-band emission limit, i.e., -27 dBm/MHz peak EIRP, applies at the band edges. The band edges are considered to be 5.47 GHz and 5.85 GHz.

Orthogonal Axis	X
Test Mode	UNII-3_TX N (HT20) Mode 5720 MHz

Horizontal



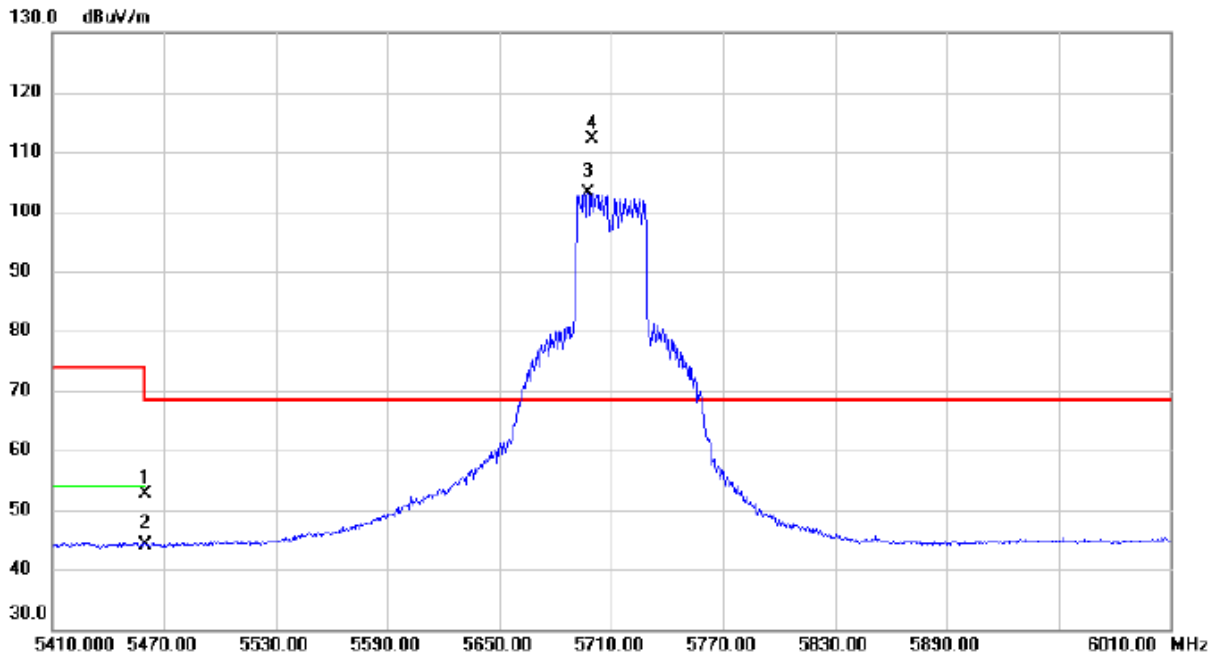
No.	Mk.	Freq.	Reading Level	Correct Factor	Measurement	Limit	Margin	Detector	Comment
		MHz	dBuV	dB	dBuV/m	dBuV/m	dB		
1	*	5850.000	39.67	15.98	55.65	122.20	-66.55	peak	

REMARKS:

- (1) Measurement Value = Reading Level + Correct Factor.
- (2) Margin Level = Measurement Value - Limit Value.
- (3) Straddle channels 138, 142 and 144 are considered to be operating in both U-NII-2C and U-NII-3. The worst case out-of-band emission limit, i.e., -27 dBm/MHz peak EIRP, applies at the band edges. The band edges are considered to be 5.47 GHz and 5.85 GHz.

Orthogonal Axis	X
Test Mode	UNII-2C_TX N (HT40) Mode 5710 MHz

Vertical



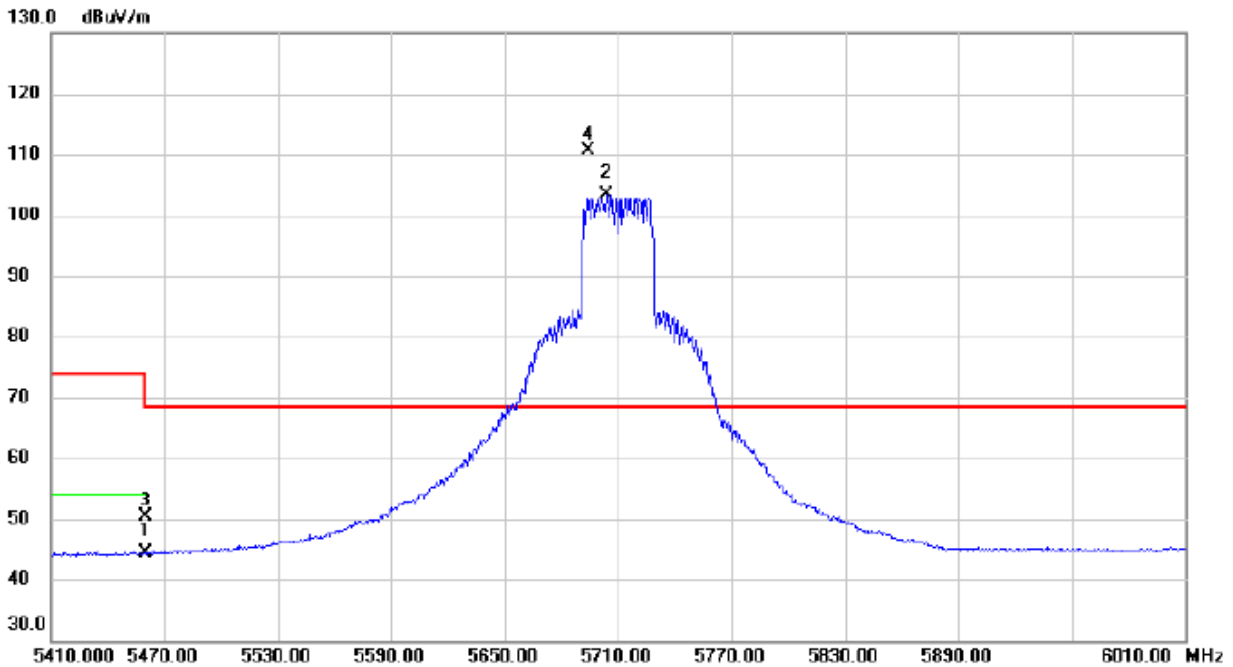
No.	Mk.	Freq. MHz	Reading Level dBuV	Correct Factor dB	Measure- ment dBuV/m	Limit dBuV/m	Margin dB	Detector	Comment
1		5460.000	37.49	15.06	52.55	74.00	-21.45	peak	
2		5460.000	28.99	15.06	44.05	54.00	-9.95	AVG	
3	X	5697.400	87.57	15.61	103.18	68.30	34.88	AVG	
4	*	5700.100	96.55	15.61	112.16	68.30	43.86	peak	

REMARKS:

- (1) Measurement Value = Reading Level + Correct Factor.
- (2) Margin Level = Measurement Value - Limit Value.
- (3) Straddle channels 138, 142 and 144 are considered to be operating in both U-NII-2C and U-NII-3. The worst case out-of-band emission limit, i.e., -27 dBm/MHz peak EIRP, applies at the band edges. The band edges are considered to be 5.47 GHz and 5.85 GHz.

Orthogonal Axis	X
Test Mode	UNII-2C_TX N (HT40) Mode 5710 MHz

Horizontal



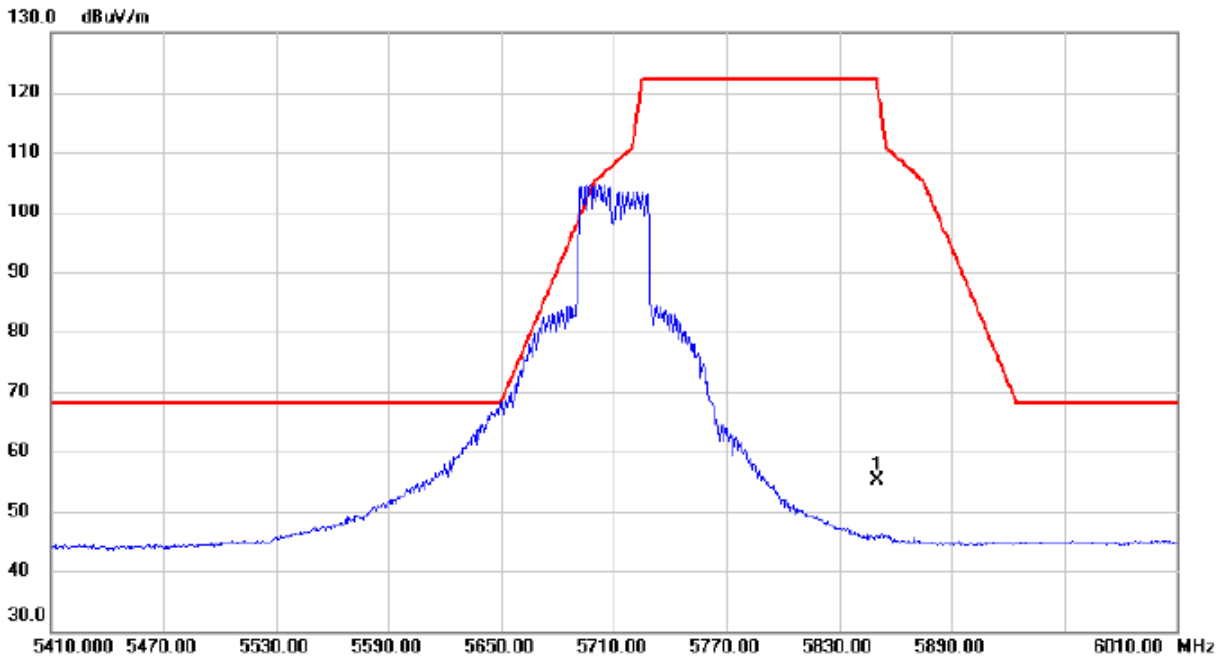
No.	Mk.	Freq. MHz	Reading Level dBuV	Correct Factor dB	Measure- ment dBuV/m	Limit dBuV/m	Margin dB	Detector	Comment
1		5460.000	29.31	15.06	44.37	54.00	-9.63	AVG	
2	X	5704.000	87.64	15.63	103.27	68.30	34.97	AVG	
3		5460.000	35.31	15.06	50.37	74.00	-23.63	peak	
4	*	5694.100	94.93	15.61	110.54	68.30	42.24	peak	

REMARKS:

- (1) Measurement Value = Reading Level + Correct Factor.
- (2) Margin Level = Measurement Value - Limit Value.
- (3) Straddle channels 138, 142 and 144 are considered to be operating in both U-NII-2C and U-NII-3. The worst case out-of-band emission limit, i.e., -27 dBm/MHz peak EIRP, applies at the band edges. The band edges are considered to be 5.47 GHz and 5.85 GHz.

Orthogonal Axis	X
Test Mode	UNII-3_TX N (HT40) Mode 5710 MHz

Vertical



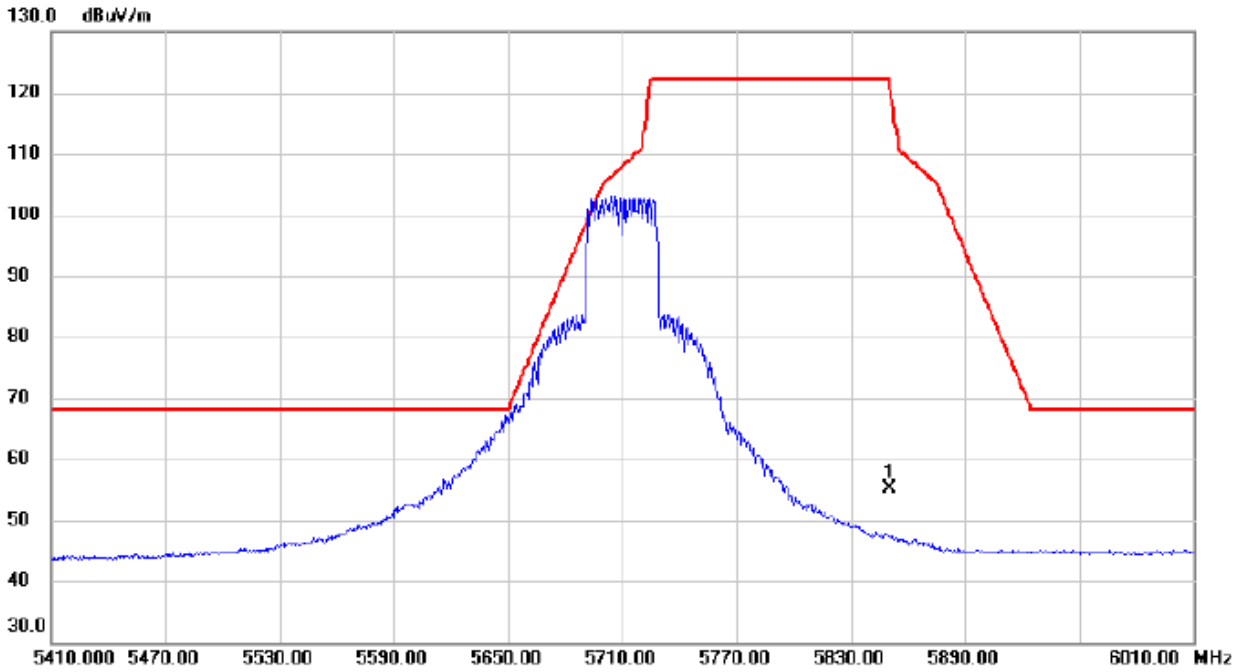
No.	Mk.	Freq. MHz	Reading Level dBuV	Correct Factor dB	Measure- ment dBuV/m	Limit dBuV/m	Margin dB	Detector	Comment
1	*	5850.000	39.04	15.98	55.02	122.20	-67.18	peak	

REMARKS:

- (1) Measurement Value = Reading Level + Correct Factor.
- (2) Margin Level = Measurement Value - Limit Value.
- (3) Straddle channels 138, 142 and 144 are considered to be operating in both U-NII-2C and U-NII-3. The worst case out-of-band emission limit, i.e., -27 dBm/MHz peak EIRP, applies at the band edges. The band edges are considered to be 5.47 GHz and 5.85 GHz.

Orthogonal Axis	X
Test Mode	UNII-3_TX N (HT40) Mode 5710 MHz

Horizontal



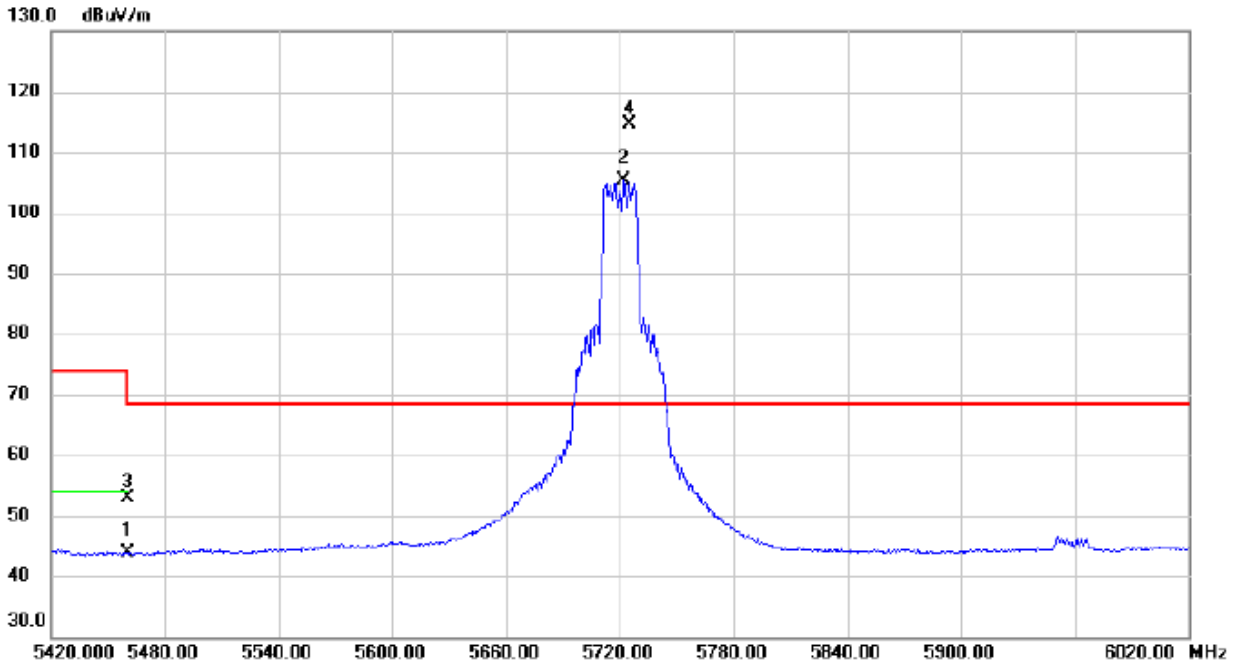
No.	Mk.	Freq.	Reading Level	Correct Factor	Measurement	Limit	Margin	Detector	Comment
		MHz	dBuV	dB	dBuV/m	dBuV/m	dB		
1	*	5850.000	39.06	15.98	55.04	122.20	-67.16	peak	

REMARKS:

- (1) Measurement Value = Reading Level + Correct Factor.
- (2) Margin Level = Measurement Value - Limit Value.
- (3) Straddle channels 138, 142 and 144 are considered to be operating in both U-NII-2C and U-NII-3. The worst case out-of-band emission limit, i.e., -27 dBm/MHz peak EIRP, applies at the band edges. The band edges are considered to be 5.47 GHz and 5.85 GHz.

Orthogonal Axis	X
Test Mode	UNII-2C_TX AC (VHT20) Mode 5720 MHz

Vertical



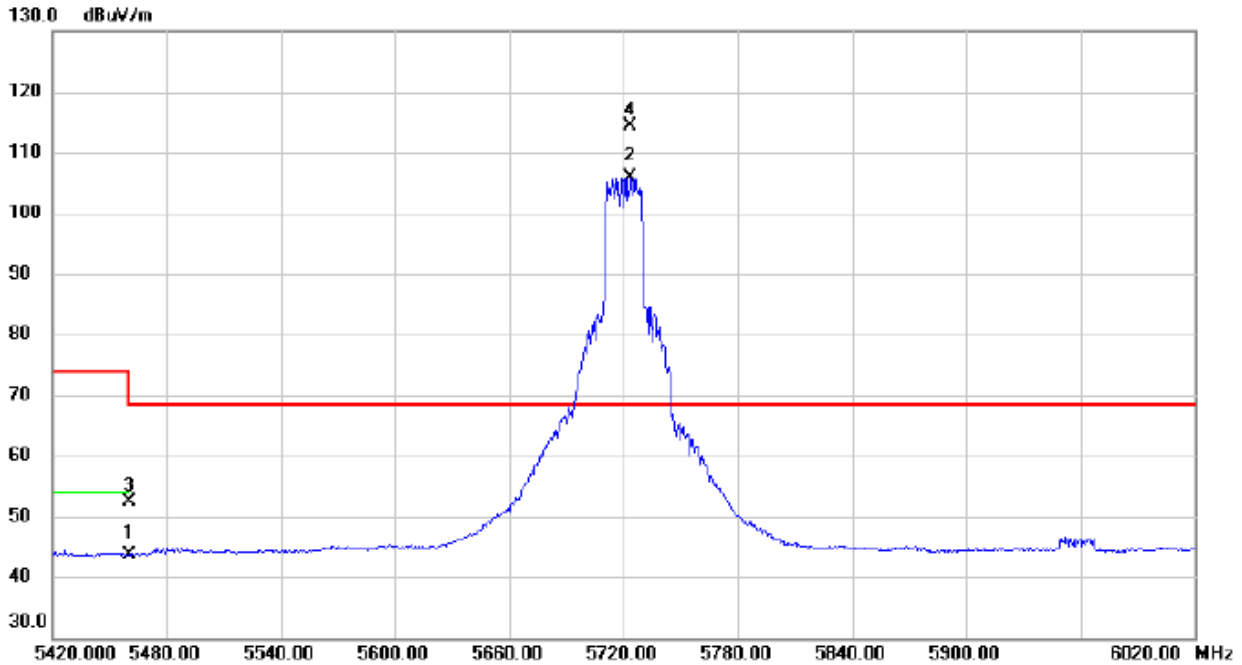
No.	Mk.	Freq.	Reading Level	Correct Factor	Measurement	Limit	Margin	Detector	Comment
		MHz	dBuV	dB	dBuV/m	dBuV/m	dB		
1		5460.000	28.78	15.06	43.84	54.00	-10.16	AVG	
2	X	5722.400	89.62	15.66	105.28	68.30	36.98	AVG	
3		5460.000	37.81	15.06	52.87	74.00	-21.13	peak	
4	*	5725.100	98.85	15.67	114.52	68.30	46.22	peak	

REMARKS:

- (1) Measurement Value = Reading Level + Correct Factor.
- (2) Margin Level = Measurement Value - Limit Value.
- (3) Straddle channels 138, 142 and 144 are considered to be operating in both U-NII-2C and U-NII-3. The worst case out-of-band emission limit, i.e., -27 dBm/MHz peak EIRP, applies at the band edges. The band edges are considered to be 5.47 GHz and 5.85 GHz.

Orthogonal Axis	X
Test Mode	UNII-2C_TX AC (VHT20) Mode 5720 MHz

Horizontal



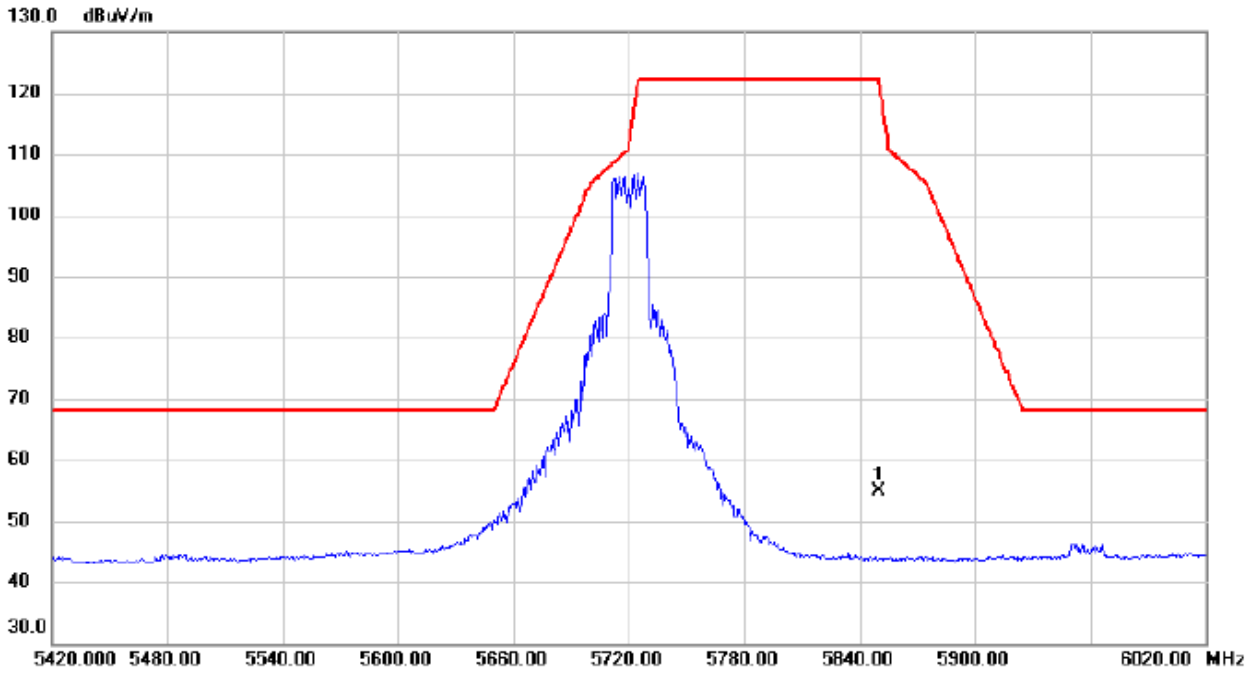
No.	Mk.	Freq. MHz	Reading Level dBuV	Correct Factor dB	Measure- ment dBuV/m	Limit dBuV/m	Margin dB	Detector	Comment
1		5460.000	28.62	15.06	43.68	54.00	-10.32	AVG	
2	X	5723.900	90.12	15.67	105.79	68.30	37.49	AVG	
3		5460.000	37.30	15.06	52.36	74.00	-21.64	peak	
4	*	5723.900	98.79	15.67	114.46	68.30	46.16	peak	

REMARKS:

- (1) Measurement Value = Reading Level + Correct Factor.
- (2) Margin Level = Measurement Value - Limit Value.
- (3) Straddle channels 138, 142 and 144 are considered to be operating in both U-NII-2C and U-NII-3. The worst case out-of-band emission limit, i.e., -27 dBm/MHz peak EIRP, applies at the band edges. The band edges are considered to be 5.47 GHz and 5.85 GHz.

Orthogonal Axis	X
Test Mode	UNII-3_TX AC (VHT20) Mode 5720 MHz

Vertical



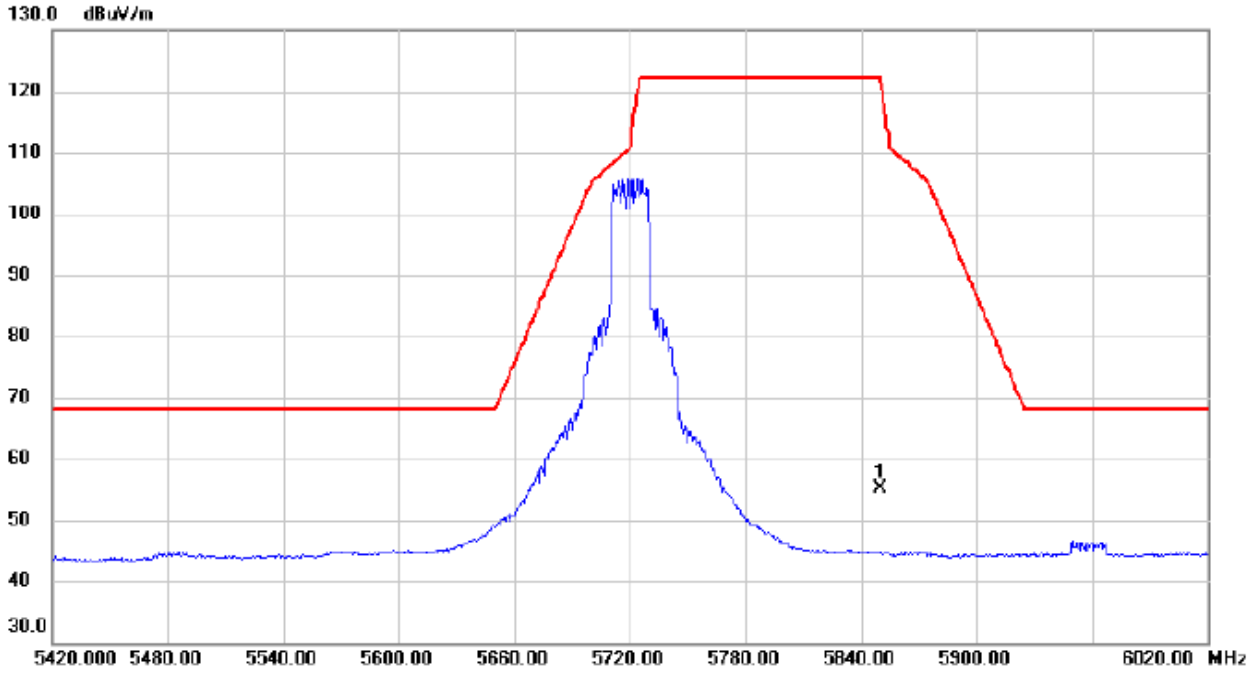
No.	Mk.	Freq.	Reading Level	Correct Factor	Measurement	Limit	Margin	Detector	Comment
		MHz	dBuV	dB	dBuV/m	dBuV/m	dB		
1	*	5850.000	38.93	15.98	54.91	122.20	-67.29	peak	

REMARKS:

- (1) Measurement Value = Reading Level + Correct Factor.
- (2) Margin Level = Measurement Value - Limit Value.
- (3) Straddle channels 138, 142 and 144 are considered to be operating in both U-NII-2C and U-NII-3. The worst case out-of-band emission limit, i.e., -27 dBm/MHz peak EIRP, applies at the band edges. The band edges are considered to be 5.47 GHz and 5.85 GHz.

Orthogonal Axis	X
Test Mode	UNII-3_TX AC (VHT20) Mode 5720 MHz

Horizontal



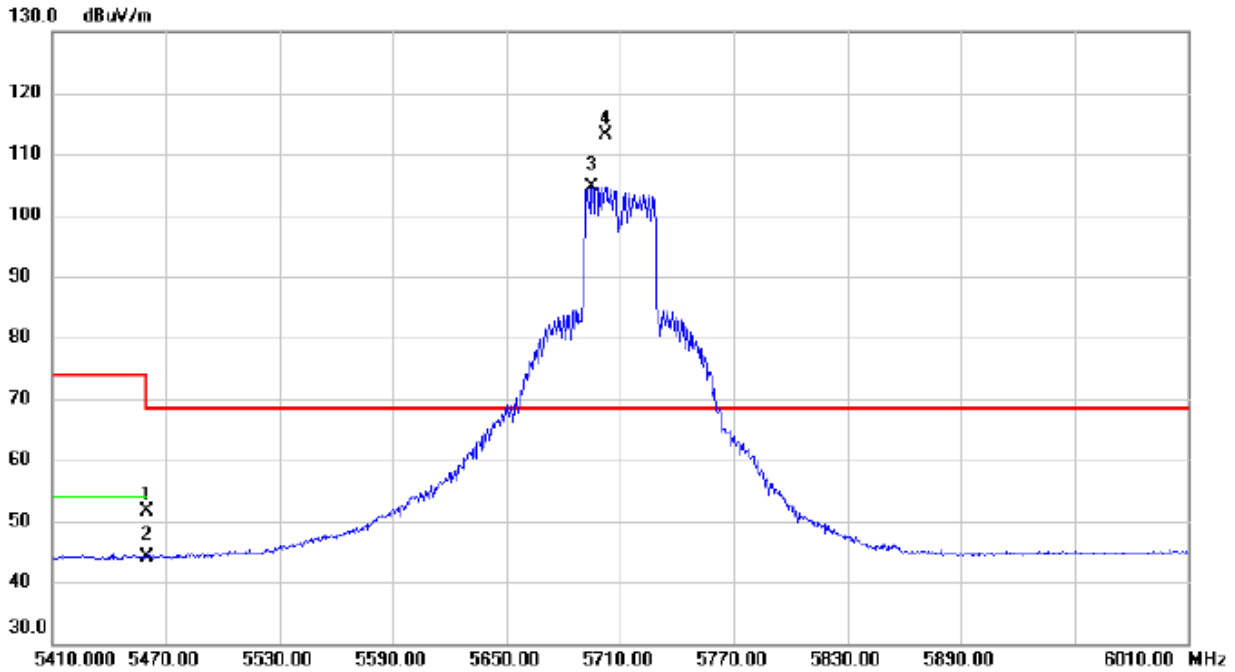
No.	Mk.	Freq.	Reading Level	Correct Factor	Measurement	Limit	Margin	Detector	Comment
		MHz	dBuV	dB	dBuV/m	dBuV/m	dB		
1	*	5850.000	39.18	15.98	55.16	122.20	-67.04	peak	

REMARKS:

- (1) Measurement Value = Reading Level + Correct Factor.
- (2) Margin Level = Measurement Value - Limit Value.
- (3) Straddle channels 138, 142 and 144 are considered to be operating in both U-NII-2C and U-NII-3. The worst case out-of-band emission limit, i.e., -27 dBm/MHz peak EIRP, applies at the band edges. The band edges are considered to be 5.47 GHz and 5.85 GHz.

Orthogonal Axis	X
Test Mode	UNII-2C_TX AC (VHT40) Mode 5710 MHz

Vertical



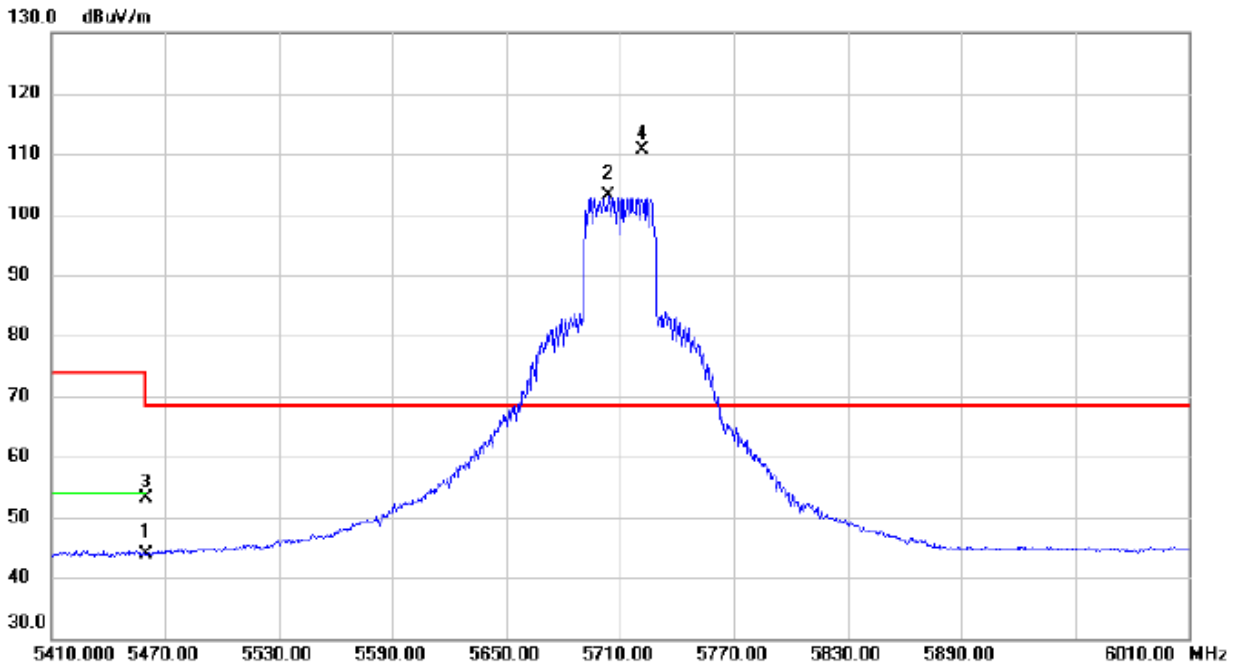
No.	Mk.	Freq. MHz	Reading Level dBuV	Correct Factor dB	Measure- ment dBuV/m	Limit dBuV/m	Margin dB	Detector	Comment
1		5460.000	36.62	15.06	51.68	74.00	-22.32	peak	
2		5460.000	29.19	15.06	44.25	54.00	-9.75	AVG	
3	X	5695.000	89.11	15.61	104.72	68.30	36.42	AVG	
4	*	5702.500	97.48	15.63	113.11	68.30	44.81	peak	

REMARKS:

- (1) Measurement Value = Reading Level + Correct Factor.
- (2) Margin Level = Measurement Value - Limit Value.
- (3) Straddle channels 138, 142 and 144 are considered to be operating in both U-NII-2C and U-NII-3. The worst case out-of-band emission limit, i.e., -27 dBm/MHz peak EIRP, applies at the band edges. The band edges are considered to be 5.47 GHz and 5.85 GHz.

Orthogonal Axis	X
Test Mode	UNII-2C_TX AC (VHT40) Mode 5710 MHz

Horizontal



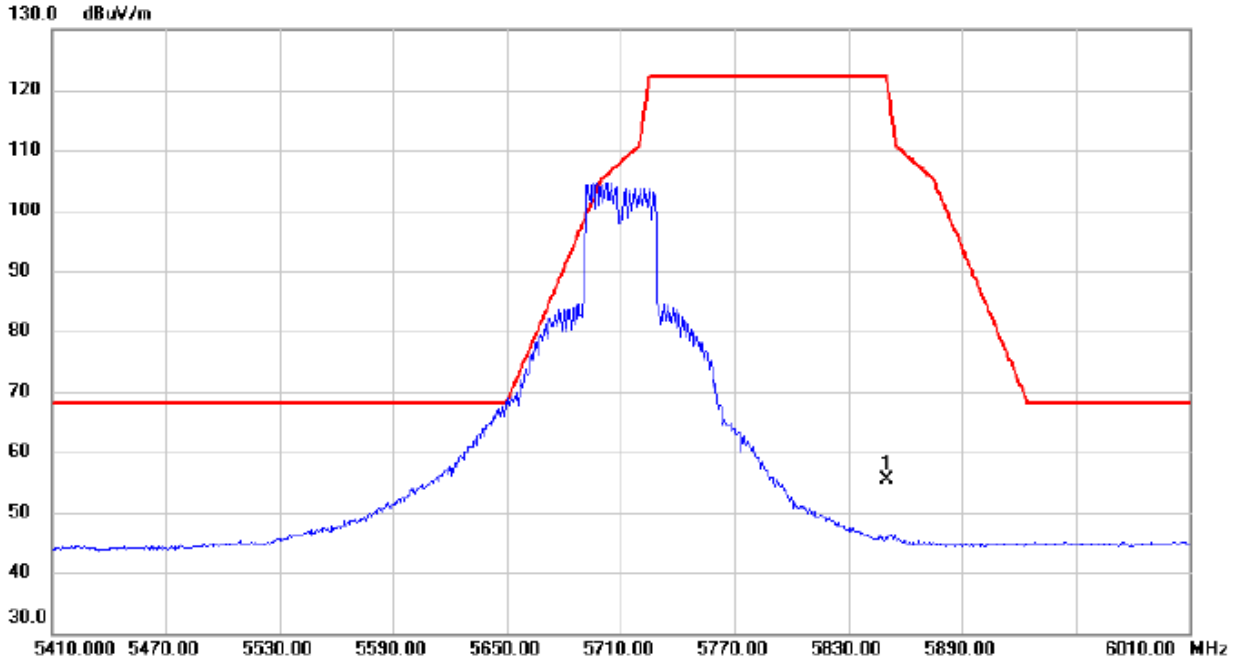
No.	Mk.	Freq. MHz	Reading Level dBuV	Correct Factor dB	Measure- ment dBuV/m	Limit dBuV/m	Margin dB	Detector	Comment
1		5460.000	28.83	15.06	43.89	54.00	-10.11	AVG	
2	X	5704.000	87.42	15.63	103.05	68.30	34.75	AVG	
3		5460.000	38.03	15.06	53.09	74.00	-20.91	peak	
4	*	5721.700	94.93	15.66	110.59	68.30	42.29	peak	

REMARKS:

- (1) Measurement Value = Reading Level + Correct Factor.
- (2) Margin Level = Measurement Value - Limit Value.
- (3) Straddle channels 138, 142 and 144 are considered to be operating in both U-NII-2C and U-NII-3. The worst case out-of-band emission limit, i.e., -27 dBm/MHz peak EIRP, applies at the band edges. The band edges are considered to be 5.47 GHz and 5.85 GHz.

Orthogonal Axis	X
Test Mode	UNII-3_TX AC (VHT40) Mode 5710 MHz

Vertical



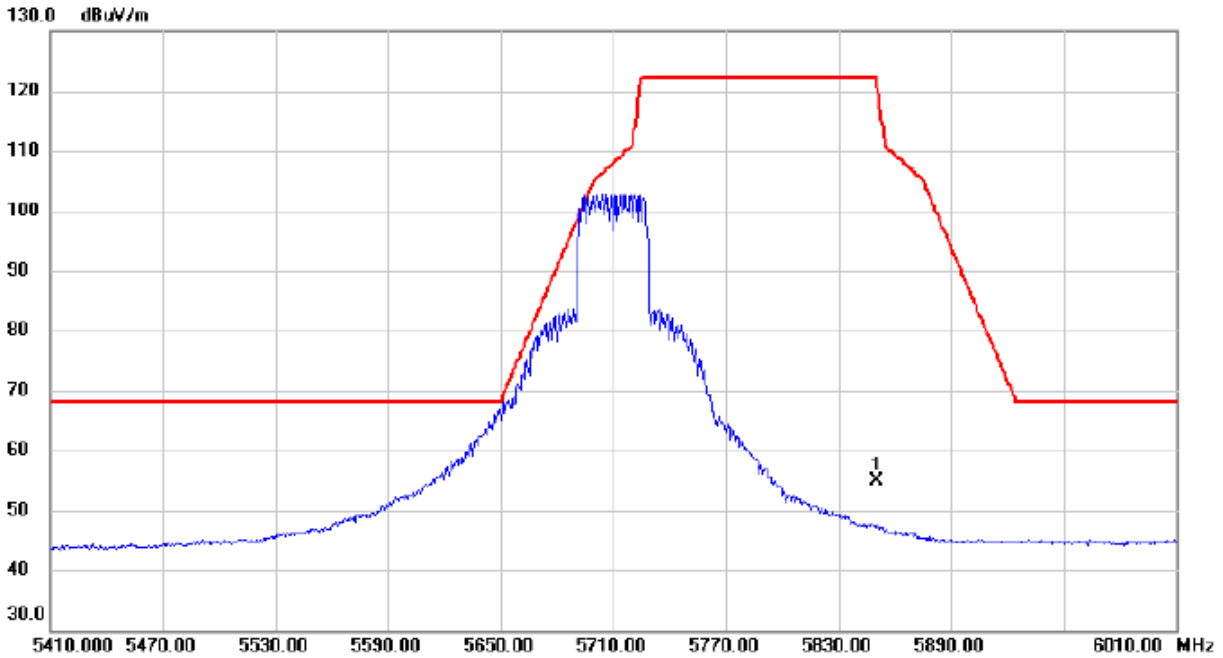
No.	Mk.	Freq.	Reading Level	Correct Factor	Measurement	Limit	Margin	Detector	Comment
		MHz	dBuV	dB	dBuV/m	dBuV/m	dB		
1	*	5850.000	39.41	15.98	55.39	122.20	-66.81	peak	

REMARKS:

- (1) Measurement Value = Reading Level + Correct Factor.
- (2) Margin Level = Measurement Value - Limit Value.
- (3) Straddle channels 138, 142 and 144 are considered to be operating in both U-NII-2C and U-NII-3. The worst case out-of-band emission limit, i.e., -27 dBm/MHz peak EIRP, applies at the band edges. The band edges are considered to be 5.47 GHz and 5.85 GHz.

Orthogonal Axis	X
Test Mode	UNII-3_TX AC (VHT40) Mode 5710 MHz

Horizontal



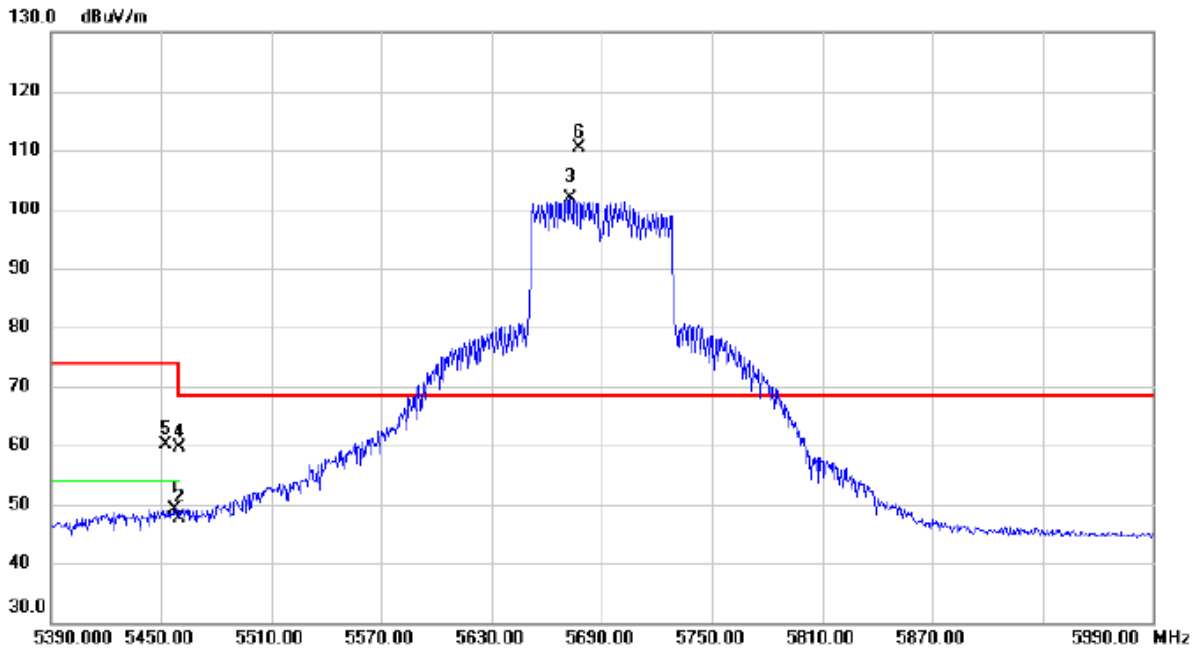
No.	Mk.	Freq.	Reading Level	Correct Factor	Measurement	Limit	Margin	Detector	Comment
		MHz	dBuV	dB	dBuV/m	dBuV/m	dB		
1	*	5850.000	38.87	15.98	54.85	122.20	-67.35	peak	

REMARKS:

- (1) Measurement Value = Reading Level + Correct Factor.
- (2) Margin Level = Measurement Value - Limit Value.
- (3) Straddle channels 138, 142 and 144 are considered to be operating in both U-NII-2C and U-NII-3. The worst case out-of-band emission limit, i.e., -27 dBm/MHz peak EIRP, applies at the band edges. The band edges are considered to be 5.47 GHz and 5.85 GHz.

Orthogonal Axis	X
Test Mode	UNII-2C_TX AC (VHT80) Mode 5690 MHz

Vertical



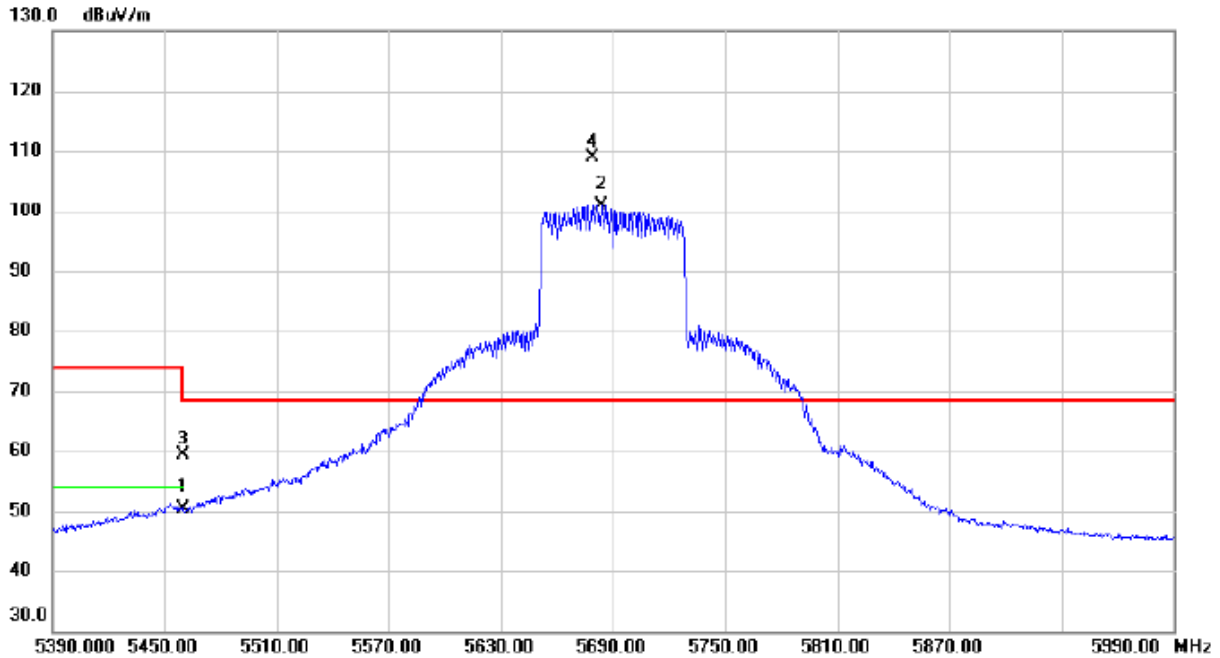
No.	Mk.	Freq. MHz	Reading Level dBuV	Correct Factor dB	Measure- ment dBuV/m	Limit dBuV/m	Margin dB	Detector	Comment
1		5457.500	34.05	15.04	49.09	54.00	-4.91	AVG	
2		5460.000	32.51	15.06	47.57	54.00	-6.43	AVG	
3	X	5672.600	86.32	15.56	101.88	68.30	33.58	AVG	
4		5460.000	44.54	15.06	59.60	74.00	-14.40	peak	
5		5452.700	44.98	15.03	60.01	74.00	-13.99	peak	
6	*	5677.700	94.91	15.57	110.48	68.30	42.18	peak	

REMARKS:

- (1) Measurement Value = Reading Level + Correct Factor.
- (2) Margin Level = Measurement Value - Limit Value.
- (3) Straddle channels 138, 142 and 144 are considered to be operating in both U-NII-2C and U-NII-3. The worst case out-of-band emission limit, i.e., -27 dBm/MHz peak EIRP, applies at the band edges. The band edges are considered to be 5.47 GHz and 5.85 GHz.

Orthogonal Axis	X
Test Mode	UNII-2C_TX AC (VHT80) Mode 5690 MHz

Horizontal



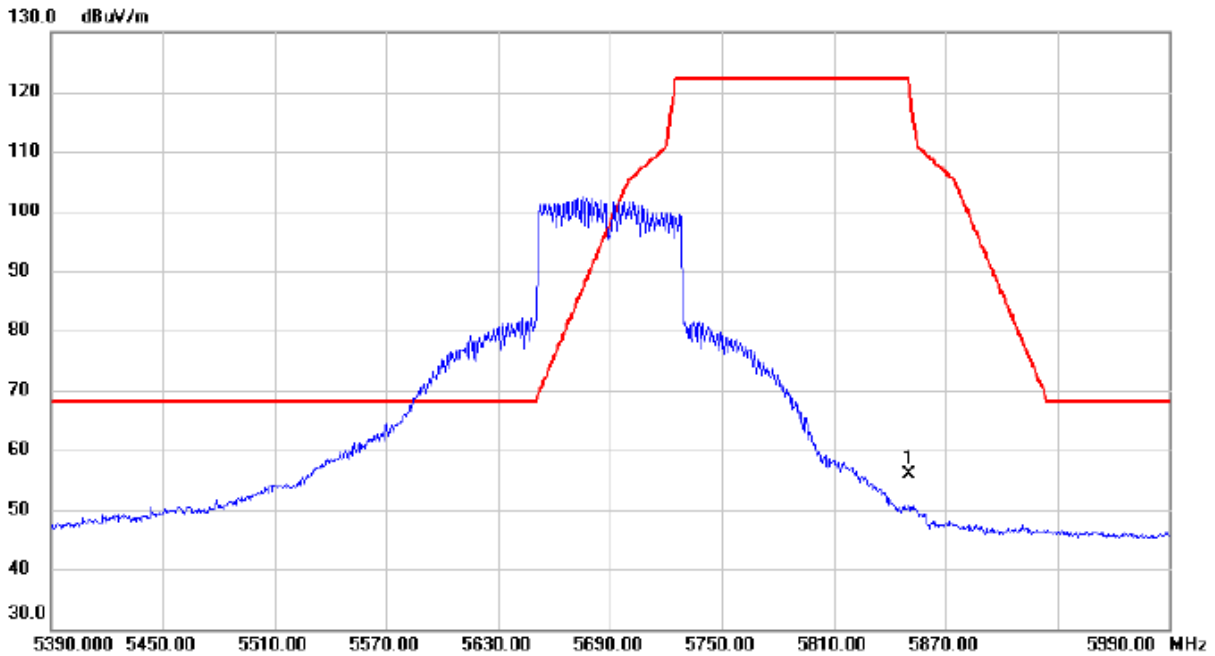
No.	Mk.	Freq. MHz	Reading Level dBuV	Correct Factor dB	Measure- ment dBuV/m	Limit dBuV/m	Margin dB	Detector	Comment
1		5460.000	35.28	15.06	50.34	54.00	-3.66	AVG	
2	X	5684.000	85.34	15.59	100.93	68.30	32.63	AVG	
3		5460.000	44.40	15.06	59.46	74.00	-14.54	peak	
4	*	5678.900	93.25	15.58	108.83	68.30	40.53	peak	

REMARKS:

- (1) Measurement Value = Reading Level + Correct Factor.
- (2) Margin Level = Measurement Value - Limit Value.
- (3) Straddle channels 138, 142 and 144 are considered to be operating in both U-NII-2C and U-NII-3. The worst case out-of-band emission limit, i.e., -27 dBm/MHz peak EIRP, applies at the band edges. The band edges are considered to be 5.47 GHz and 5.85 GHz.

Orthogonal Axis	X
Test Mode	UNII-3_TX AC (VHT80) Mode 5690 MHz

Vertical



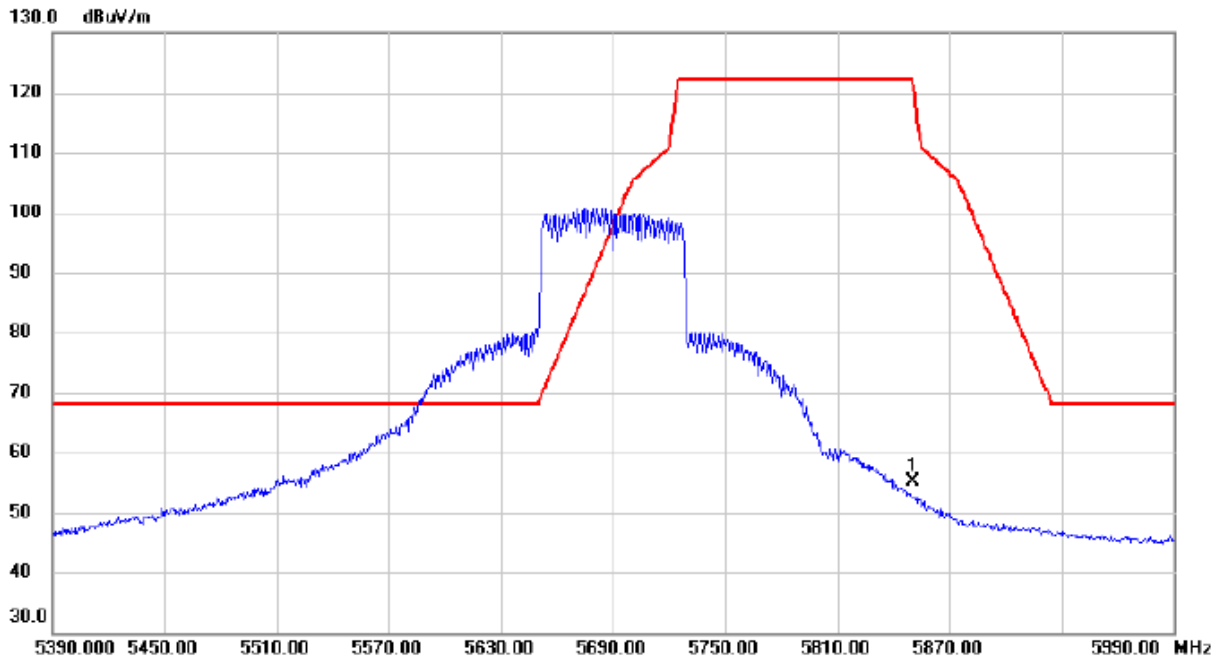
No.	Mk.	Freq.	Reading Level	Correct Factor	Measurement	Limit	Margin	Detector	Comment
		MHz	dBuV	dB	dBuV/m	dBuV/m	dB		
1	*	5850.000	39.83	15.98	55.81	122.20	-66.39	peak	

REMARKS:

- (1) Measurement Value = Reading Level + Correct Factor.
- (2) Margin Level = Measurement Value - Limit Value.
- (3) Straddle channels 138, 142 and 144 are considered to be operating in both U-NII-2C and U-NII-3. The worst case out-of-band emission limit, i.e., -27 dBm/MHz peak EIRP, applies at the band edges. The band edges are considered to be 5.47 GHz and 5.85 GHz.

Orthogonal Axis	X
Test Mode	UNII-3_TX AC (VHT80) Mode 5690 MHz

Horizontal



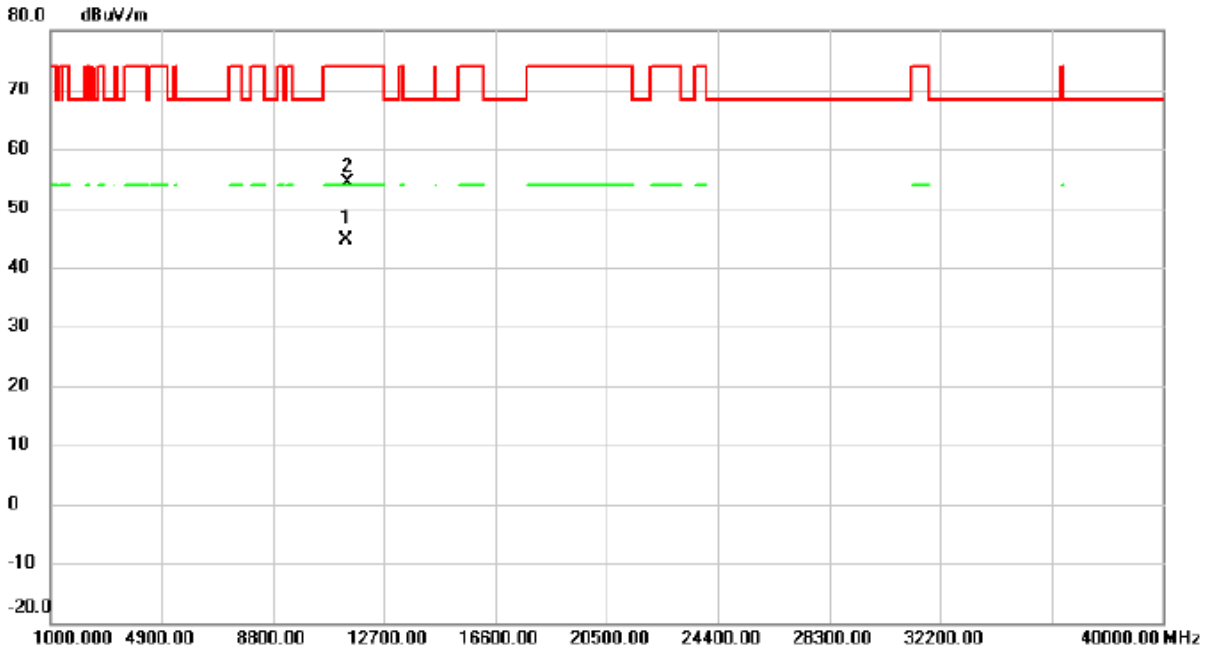
No.	Mk.	Freq.	Reading Level	Correct Factor	Measurement	Limit	Margin	Detector	Comment
		MHz	dBuV	dB	dBuV/m	dBuV/m	dB		
1	*	5850.000	39.20	15.98	55.18	122.20	-67.02	peak	

REMARKS:

- (1) Measurement Value = Reading Level + Correct Factor.
- (2) Margin Level = Measurement Value - Limit Value.
- (3) Straddle channels 138, 142 and 144 are considered to be operating in both U-NII-2C and U-NII-3. The worst case out-of-band emission limit, i.e., -27 dBm/MHz peak EIRP, applies at the band edges. The band edges are considered to be 5.47 GHz and 5.85 GHz.

Orthogonal Axis	X
Test Mode	TX A Mode 5720 MHz

Vertical



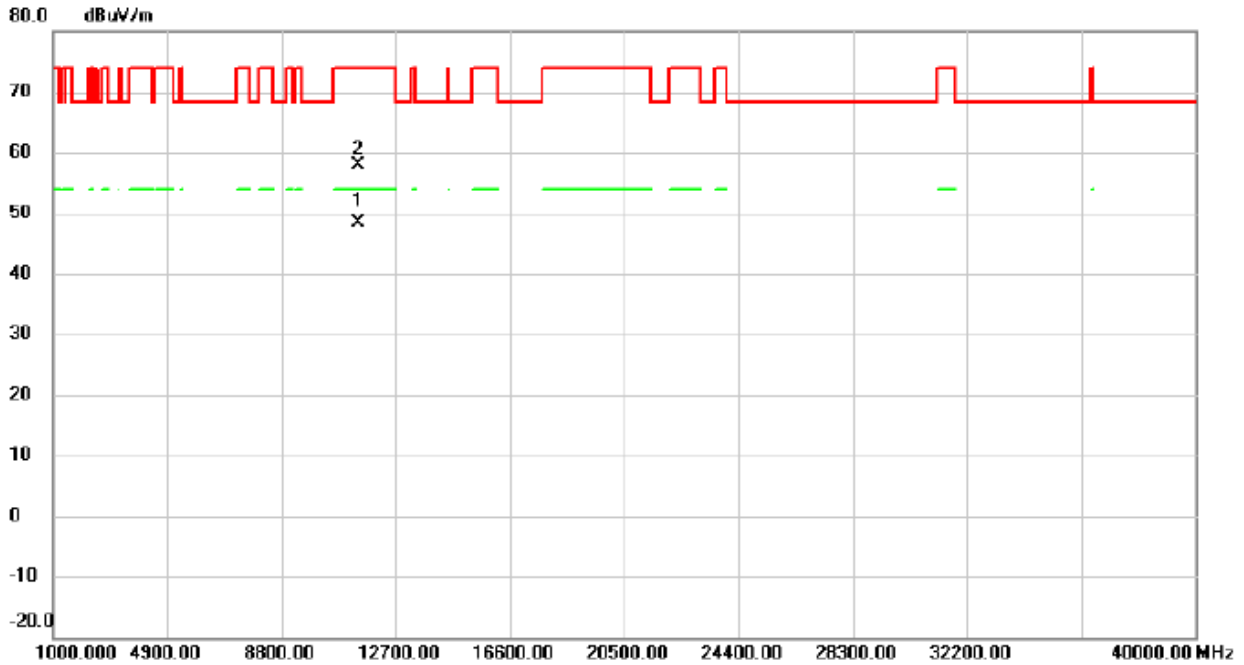
No.	Mk.	Freq. MHz	Reading Level dBuV	Correct Factor dB	Measure- ment dBuV/m	Limit dBuV/m	Margin dB	Detector	Comment
1	*	11397.800	32.54	11.98	44.52	54.00	-9.48	AVG	
2		11431.500	42.35	12.01	54.36	74.00	-19.64	peak	

REMARKS:

- (1) Measurement Value = Reading Level + Correct Factor.
- (2) Margin Level = Measurement Value - Limit Value.

Orthogonal Axis	X
Test Mode	TX A Mode 5720 MHz

Horizontal



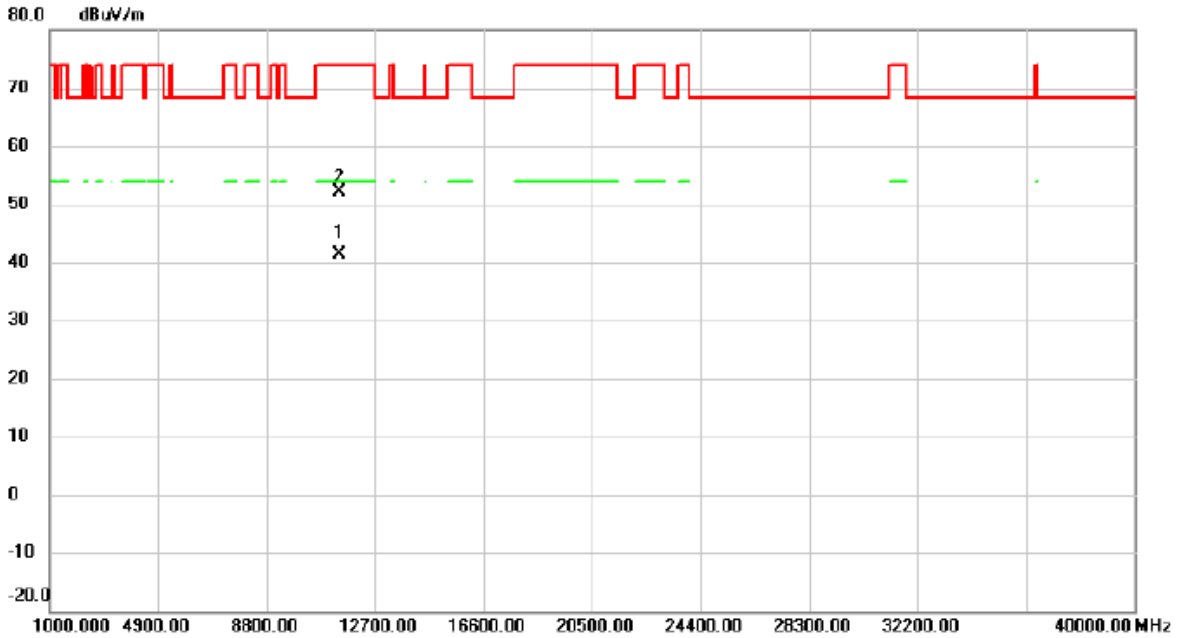
No.	Mk.	Freq.	Reading Level	Correct Factor	Measurement	Limit	Margin	Detector	Comment
		MHz	dBuV	dB	dBuV/m	dBuV/m	dB		
1	*	11403.550	36.35	11.98	48.33	54.00	-5.67	AVG	
2		11404.400	45.98	11.98	57.96	74.00	-16.04	peak	

REMARKS:

- (1) Measurement Value = Reading Level + Correct Factor.
- (2) Margin Level = Measurement Value - Limit Value.

Orthogonal Axis	X
Test Mode	TX N (HT20) Mode 5720 MHz

Vertical



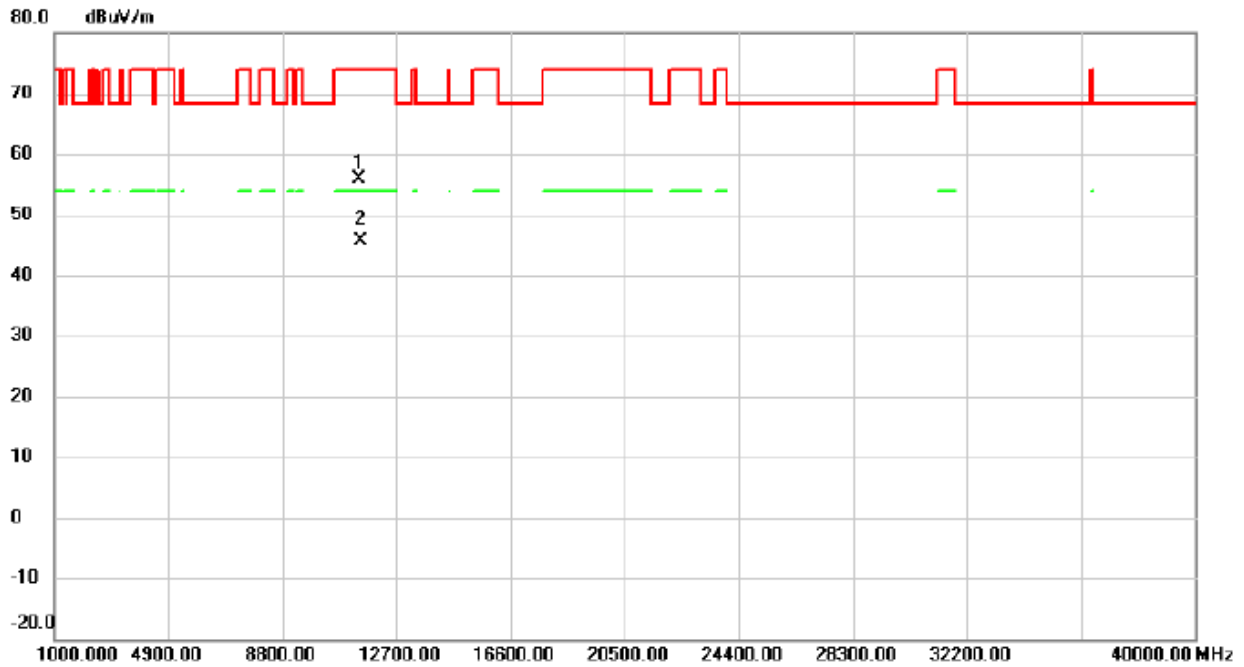
No.	Mk.	Freq. MHz	Reading Level dBuV	Correct Factor dB	Measure- ment dBuV/m	Limit dBuV/m	Margin dB	Detector	Comment
1	*	11402.100	29.35	11.98	41.33	54.00	-12.67	AVG	
2		11403.650	40.25	11.98	52.23	74.00	-21.77	peak	

REMARKS:

- (1) Measurement Value = Reading Level + Correct Factor.
- (2) Margin Level = Measurement Value - Limit Value.

Orthogonal Axis	X
Test Mode	TX N (HT20) Mode 5720 MHz

Horizontal



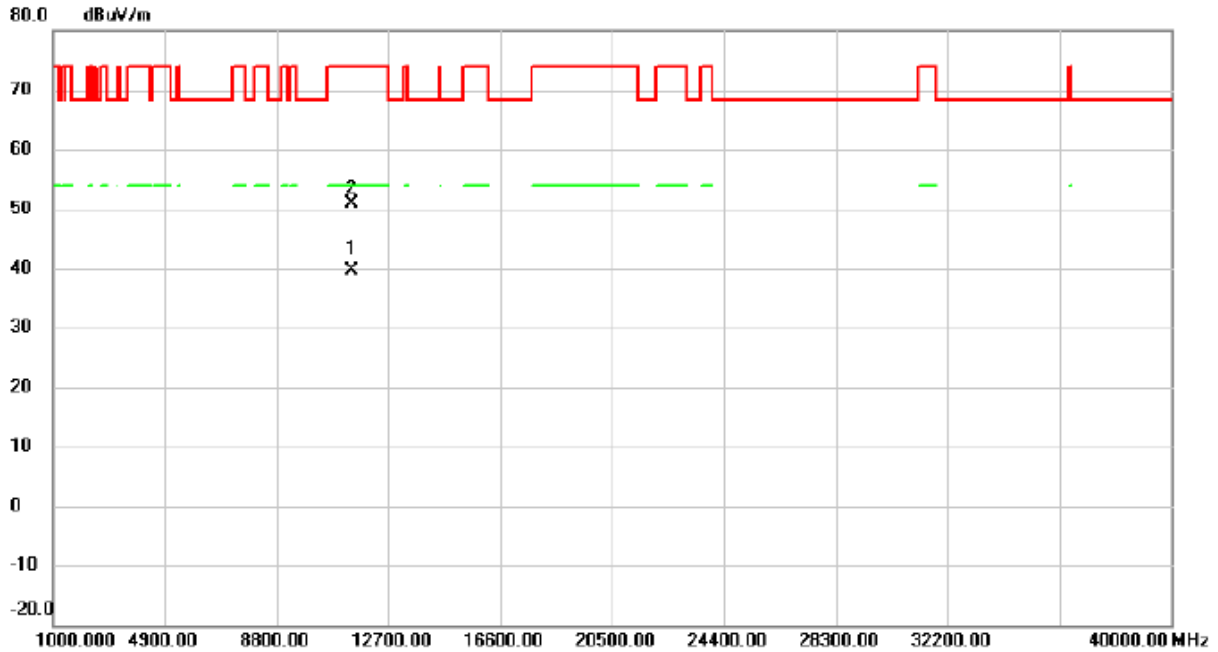
No.	Mk.	Freq. MHz	Reading Level dBuV	Correct Factor dB	Measure- ment dBuV/m	Limit dBuV/m	Margin dB	Detector	Comment
1		11440.500	43.98	12.02	56.00	74.00	-18.00	peak	
2	*	11458.575	33.56	12.04	45.60	54.00	-8.40	AVG	

REMARKS:

- (1) Measurement Value = Reading Level + Correct Factor.
- (2) Margin Level = Measurement Value - Limit Value.

Orthogonal Axis	X
Test Mode	TX N (HT40) Mode 5710 MHz

Vertical



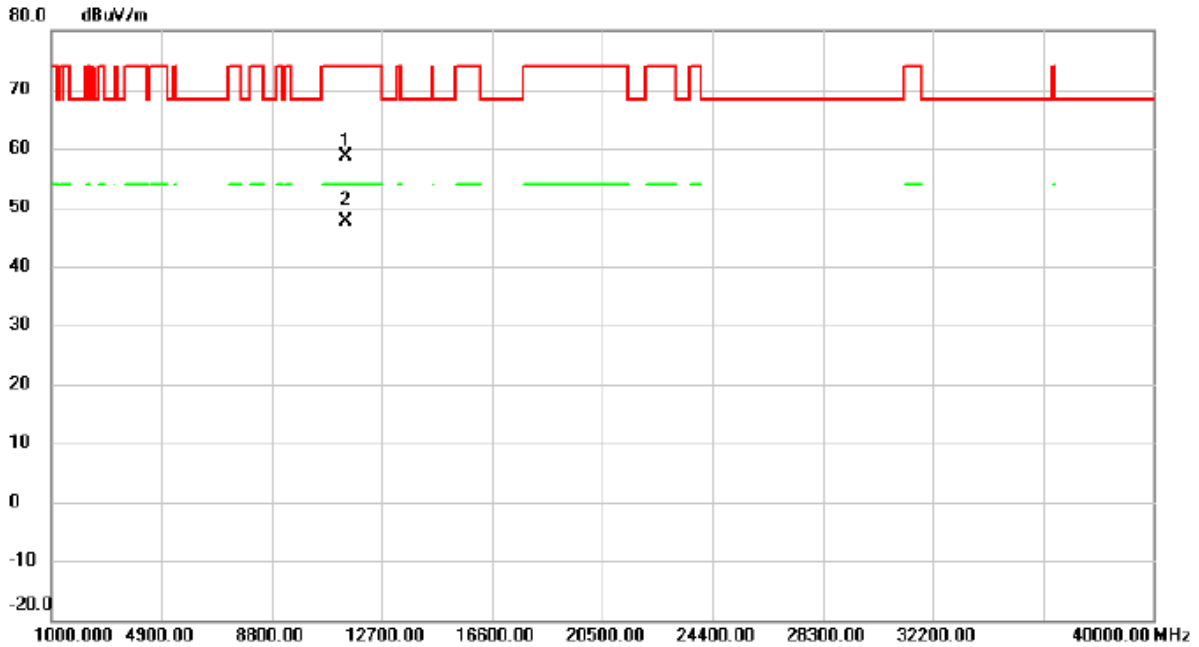
No.	Mk.	Freq. MHz	Reading Level dBuV	Correct Factor dB	Measure- ment dBuV/m	Limit dBuV/m	Margin dB	Detector	Comment
1	*	11400.750	27.68	11.98	39.66	54.00	-14.34	AVG	
2		11442.925	38.79	12.03	50.82	74.00	-23.18	peak	

REMARKS:

- (1) Measurement Value = Reading Level + Correct Factor.
- (2) Margin Level = Measurement Value - Limit Value.

Orthogonal Axis	X
Test Mode	TX N (HT40) Mode 5710 MHz

Horizontal



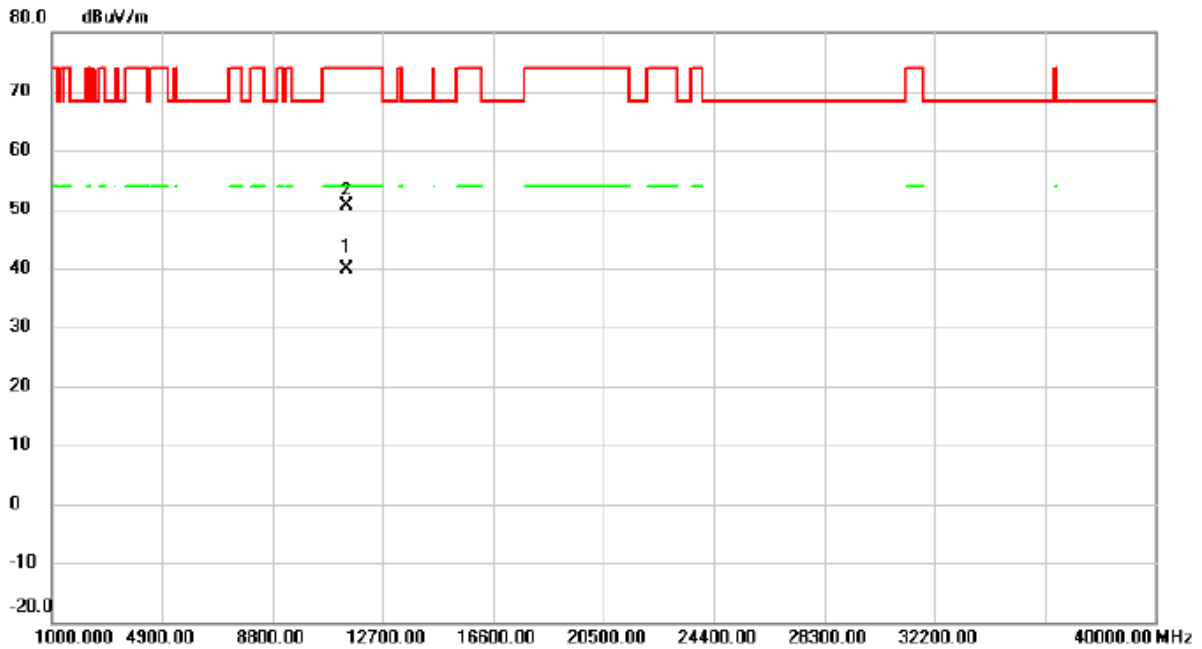
No.	Mk.	Freq. MHz	Reading Level dBuV	Correct Factor dB	Measure- ment dBuV/m	Limit dBuV/m	Margin dB	Detector	Comment
1		11402.350	46.74	11.98	58.72	74.00	-15.28	peak	
2	*	11402.800	35.54	11.98	47.52	54.00	-6.48	AVG	

REMARKS:

- (1) Measurement Value = Reading Level + Correct Factor.
- (2) Margin Level = Measurement Value - Limit Value.

Orthogonal Axis	X
Test Mode	TX AC (VHT20) Mode 5720 MHz

Vertical



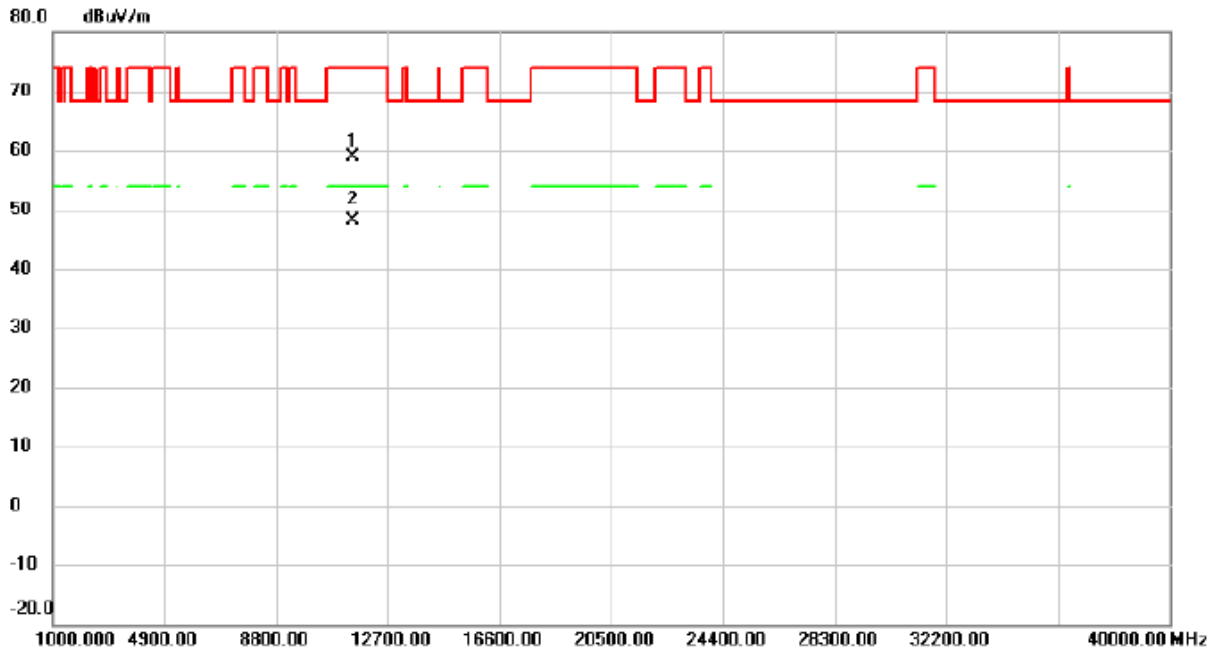
No.	Mk.	Freq. MHz	Reading Level dBuV	Correct Factor dB	Measure- ment dBuV/m	Limit dBuV/m	Margin dB	Detector	Comment
1	*	11420.900	27.98	12.00	39.98	54.00	-14.02	AVG	
2		11434.175	38.65	12.02	50.67	74.00	-23.33	peak	

REMARKS:

- (1) Measurement Value = Reading Level + Correct Factor.
- (2) Margin Level = Measurement Value - Limit Value.

Orthogonal Axis	X
Test Mode	TX AC (VHT20) Mode 5720 MHz

Horizontal



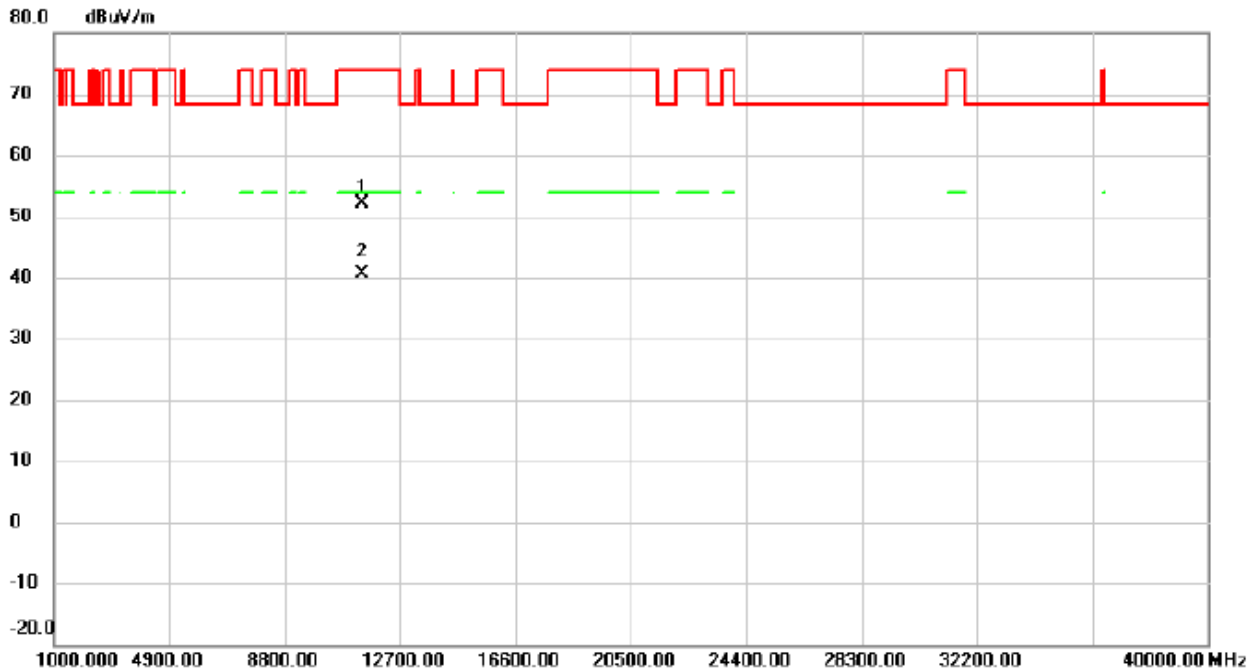
No.	Mk.	Freq. MHz	Reading Level dBuV	Correct Factor dB	Measure- ment dBuV/m	Limit dBuV/m	Margin dB	Detector	Comment
1		11455.850	46.87	12.03	58.90	74.00	-15.10	peak	
2	*	11463.550	35.98	12.04	48.02	54.00	-5.98	AVG	

REMARKS:

- (1) Measurement Value = Reading Level + Correct Factor.
- (2) Margin Level = Measurement Value - Limit Value.

Orthogonal Axis	X
Test Mode	TX AC (VHT40) Mode 5710 MHz

Vertical



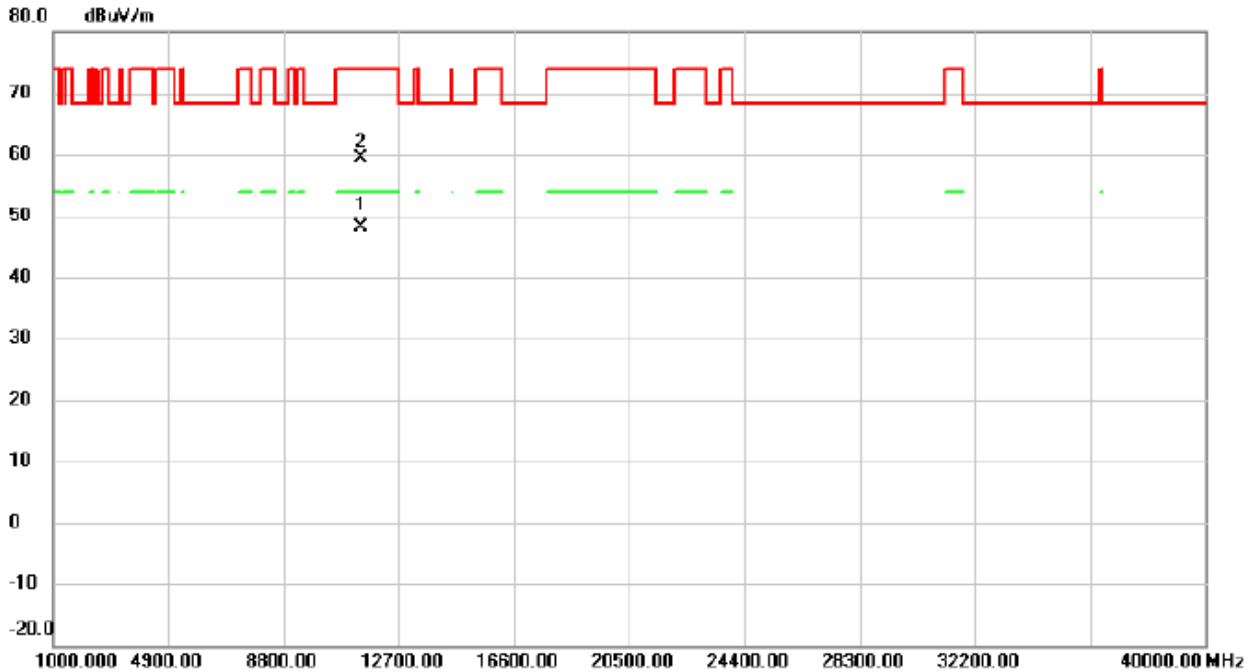
No.	Mk.	Freq.	Reading Level	Correct Factor	Measurement	Limit	Margin	Detector	Comment
		MHz	dBuV	dB	dBuV/m	dBuV/m	dB		
1		11402.550	40.25	11.98	52.23	74.00	-21.77	peak	
2	*	11406.800	28.65	11.99	40.64	54.00	-13.36	AVG	

REMARKS:

- (1) Measurement Value = Reading Level + Correct Factor.
- (2) Margin Level = Measurement Value - Limit Value.

Orthogonal Axis	X
Test Mode	TX AC (VHT40) Mode 5710 MHz

Horizontal



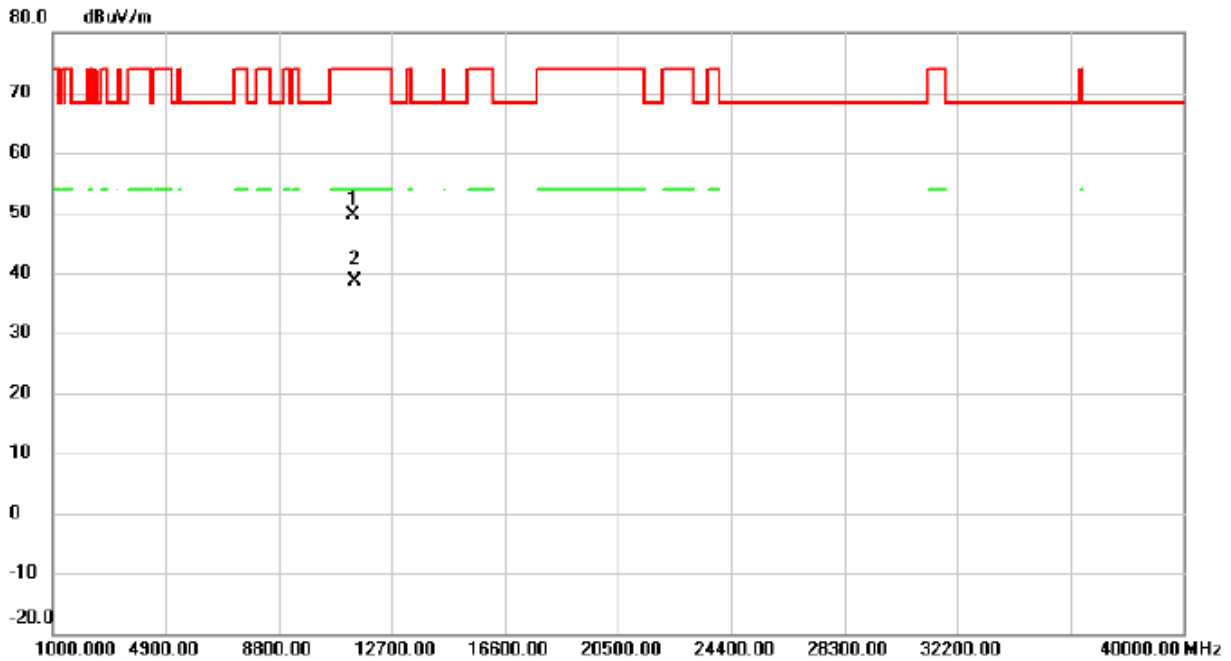
No.	Mk.	Freq. MHz	Reading Level dBuV	Correct Factor dB	Measure- ment dBuV/m	Limit dBuV/m	Margin dB	Detector	Comment
1	*	11403.275	36.21	11.98	48.19	54.00	-5.81	AVG	
2		11431.925	47.39	12.01	59.40	74.00	-14.60	peak	

REMARKS:

- (1) Measurement Value = Reading Level + Correct Factor.
- (2) Margin Level = Measurement Value - Limit Value.

Orthogonal Axis	X
Test Mode	TX AC (VHT80) Mode 5690 MHz

Vertical



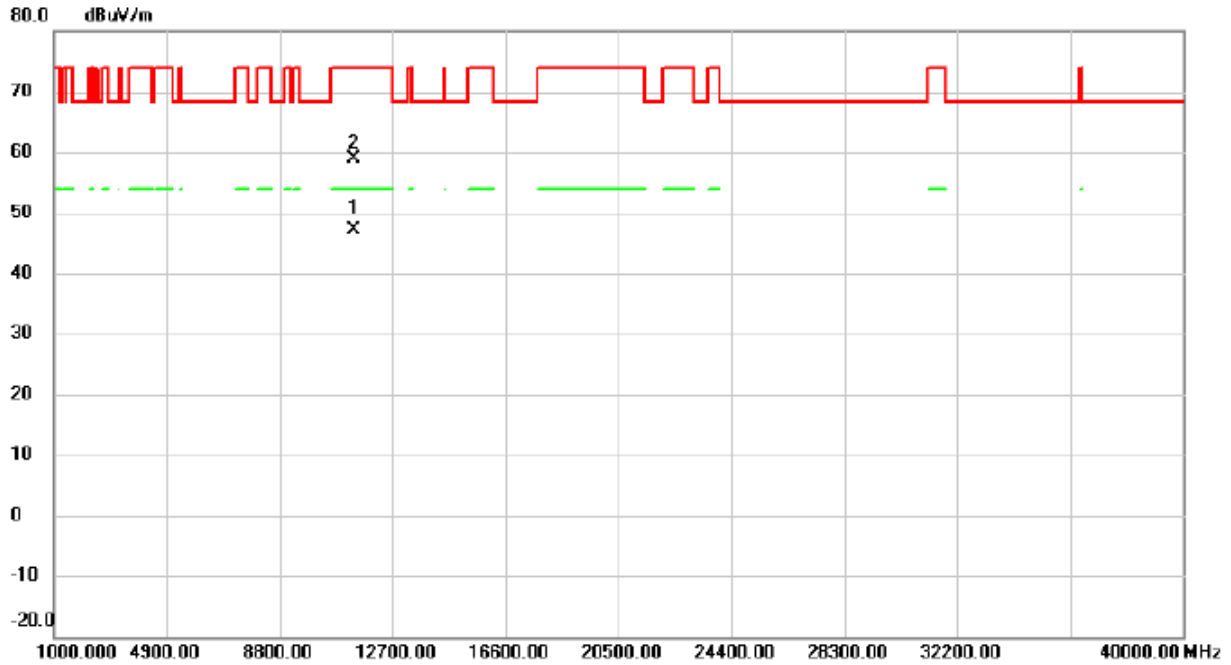
No.	Mk.	Freq. MHz	Reading Level dBuV	Correct Factor dB	Measure- ment dBuV/m	Limit dBuV/m	Margin dB	Detector	Comment
1		11397.000	37.68	11.98	49.66	74.00	-24.34	peak	
2	*	11404.375	26.65	11.98	38.63	54.00	-15.37	AVG	

REMARKS:

- (1) Measurement Value = Reading Level + Correct Factor.
- (2) Margin Level = Measurement Value - Limit Value.

Orthogonal Axis	X
Test Mode	TX AC (VHT80) Mode 5690 MHz

Horizontal



No.	Mk.	Freq.	Reading Level	Correct Factor	Measurement	Limit	Margin		
		MHz	dBuV	dB	dBuV/m	dBuV/m	dB	Detector	Comment
1	*	11378.875	35.12	11.97	47.09	54.00	-6.91	AVG	
2		11395.225	46.84	11.98	58.82	74.00	-15.18	peak	

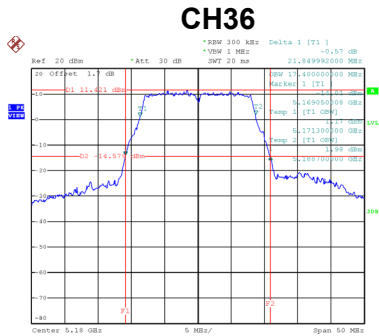
REMARKS:

- (1) Measurement Value = Reading Level + Correct Factor.
- (2) Margin Level = Measurement Value - Limit Value.

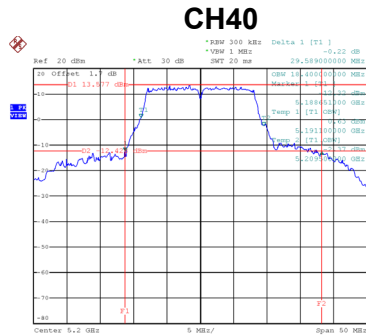
APPENDIX E - BANDWIDTH

Test Mode	UNII-1_TX A Mode
-----------	------------------

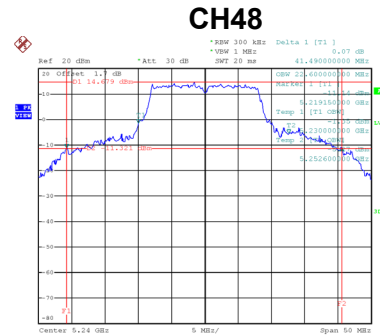
Channel	Frequency (MHz)	26 dB Bandwidth (MHz)	99 % Emission Bandwidth (MHz)
36	5180	21.85	17.40
40	5200	29.59	18.40
48	5240	41.49	22.60



Date: 21.MAY.2019 15:28:02



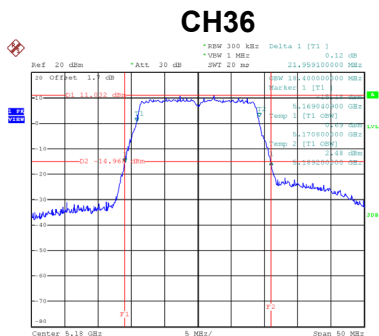
Date: 21.MAY.2019 15:30:14



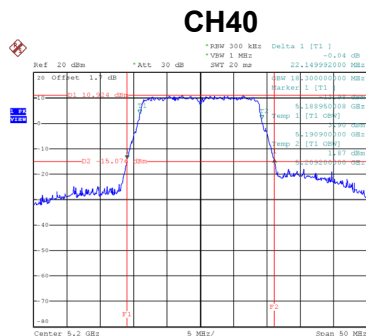
Date: 21.MAY.2019 15:31:39

Test Mode	UNII-1_TX N (HT20) Mode
-----------	-------------------------

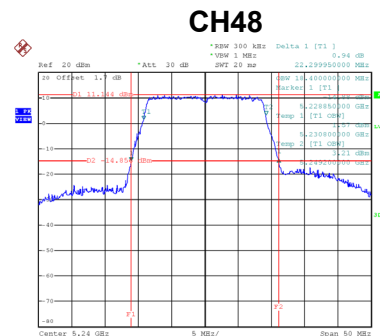
Channel	Frequency (MHz)	26 dB Bandwidth (MHz)	99 % Emission Bandwidth (MHz)
36	5180	21.96	18.40
40	5200	22.15	18.30
48	5240	22.30	18.40



Date: 21.MAY.2019 15:48:17



Date: 21.MAY.2019 15:50:03

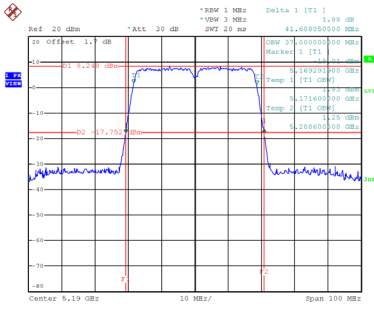


Date: 21.MAY.2019 15:51:39

Test Mode	UNII-1_TX N (HT40) Mode
-----------	-------------------------

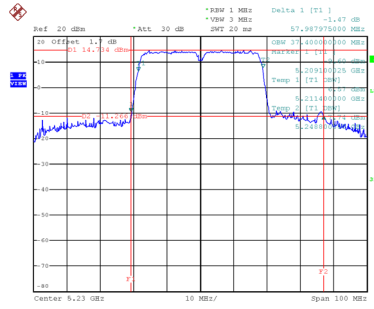
Channel	Frequency (MHz)	26 dB Bandwidth (MHz)	99 % Emission Bandwidth (MHz)
38	5190	41.61	37.00
46	5230	57.99	37.40

CH38



Date: 21.MAY.2019 16:30:20

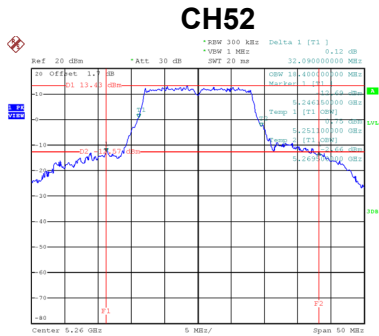
CH46



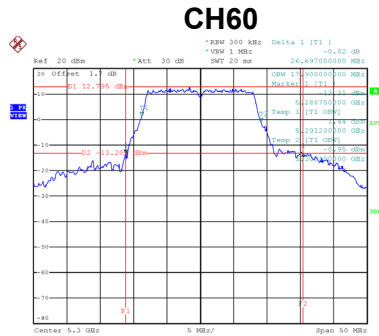
Date: 21.MAY.2019 16:31:59

Test Mode	UNII-2A_TX A Mode
-----------	-------------------

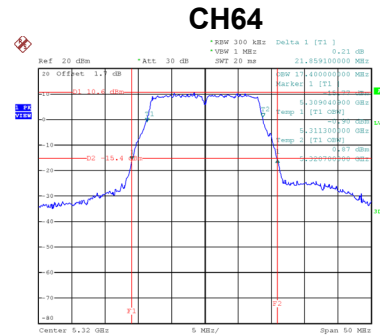
Channel	Frequency (MHz)	26 dB Bandwidth (MHz)	99 % Emission Bandwidth (MHz)
52	5260	32.09	18.40
60	5300	26.70	17.90
64	5320	21.86	17.40



Date: 21.MAY.2019 15:33:16



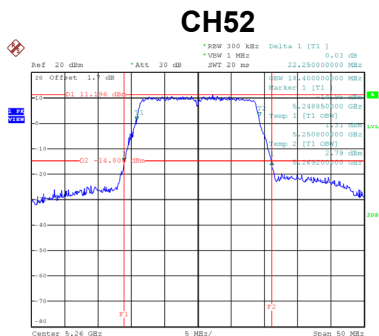
Date: 21.MAY.2019 15:34:48



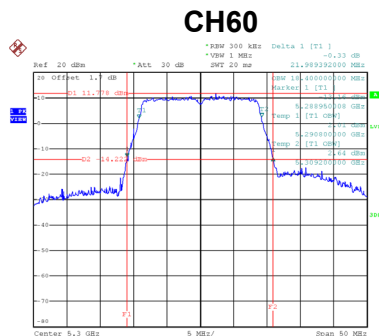
Date: 21.MAY.2019 15:36:21

Test Mode	UNII-2A_TX N (HT20) Mode
-----------	--------------------------

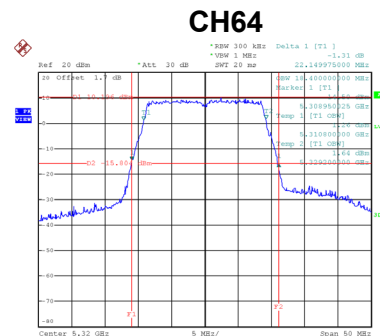
Channel	Frequency (MHz)	26 dB Bandwidth (MHz)	99 % Emission Bandwidth (MHz)
52	5260	22.25	18.40
60	5300	21.99	18.40
64	5320	22.15	18.40



Date: 21.MAY.2019 15:54:01



Date: 21.MAY.2019 15:56:03

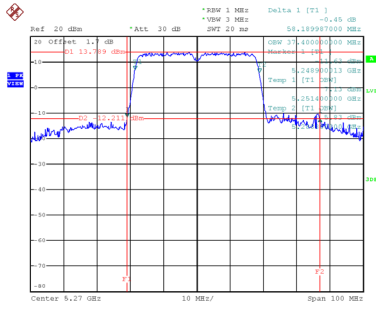


Date: 21.MAY.2019 15:58:38

Test Mode	UNII-2A_TX N (HT40) Mode
-----------	--------------------------

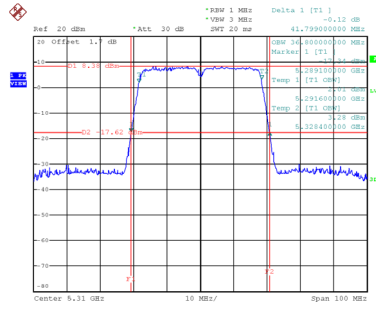
Channel	Frequency (MHz)	26 dB Bandwidth (MHz)	99 % Emission Bandwidth (MHz)
54	5270	58.19	37.40
62	5310	41.80	36.80

CH54



Date: 21.MAY.2019 16:33:04

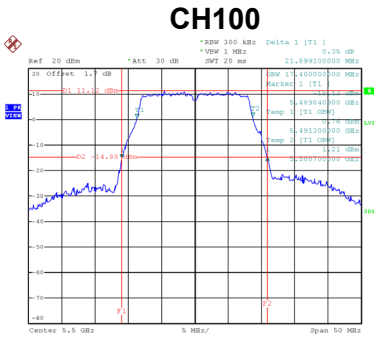
CH62



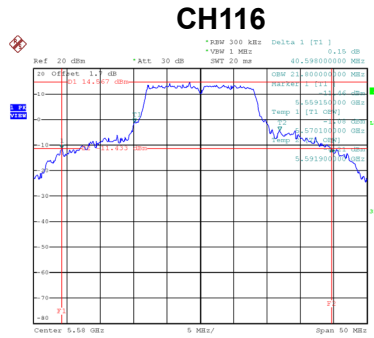
Date: 21.MAY.2019 16:34:16

Test Mode UNII-2C_TX A Mode

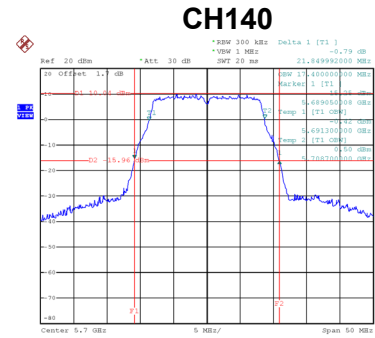
Channel	Frequency (MHz)	26 dB Bandwidth (MHz)	99 % Emission Bandwidth (MHz)
100	5500	21.90	17.40
116	5580	40.60	21.80
140	5700	21.85	17.40
144	5720	18.84	14.16



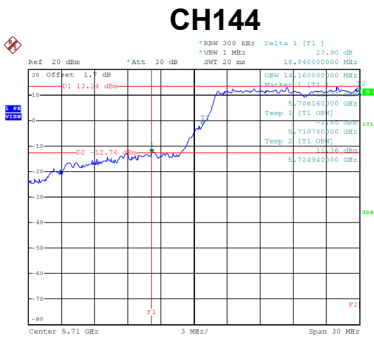
Date: 21.MAY.2019 15:37:59



Date: 21.MAY.2019 15:39:23



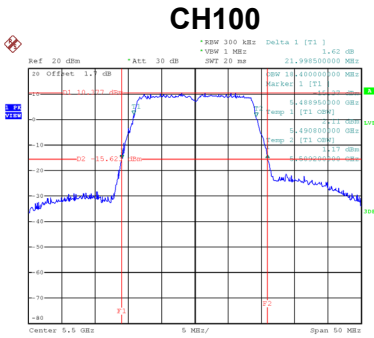
Date: 21.MAY.2019 15:40:59



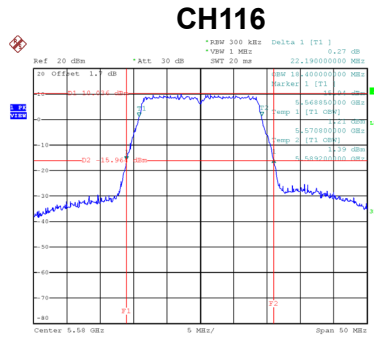
Date: 5.JUN.2019 16:24:38

Test Mode	UNII-2C_TX N (HT20) Mode
-----------	--------------------------

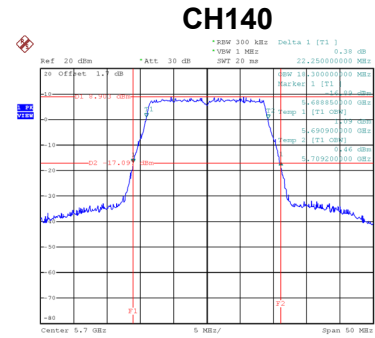
Channel	Frequency (MHz)	26 dB Bandwidth (MHz)	99 % Emission Bandwidth (MHz)
100	5500	22.00	18.40
116	5580	22.19	18.40
140	5700	22.25	18.30
144	5720	15.96	14.10



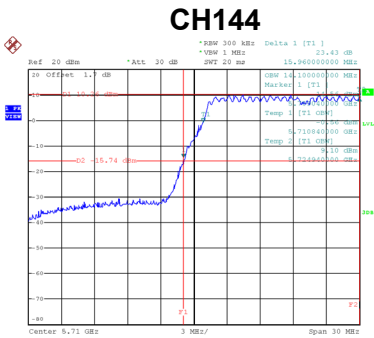
Date: 21.MAY.2019 16:00:15



Date: 21.MAY.2019 16:02:02



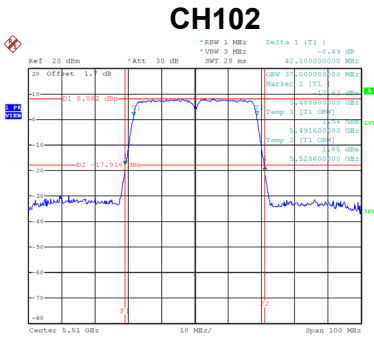
Date: 21.MAY.2019 16:04:00



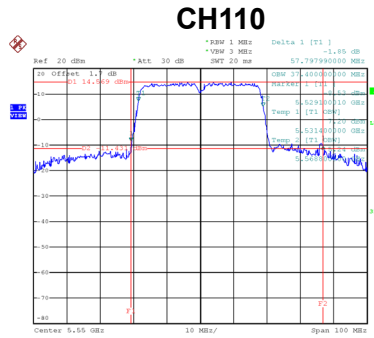
Date: 5.JUN.2019 15:28:46

Test Mode	UNII-2C_TX N (HT40) Mode
-----------	--------------------------

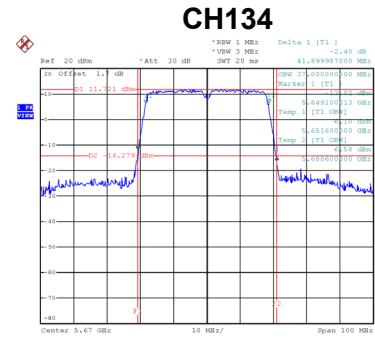
Channel	Frequency (MHz)	26 dB Bandwidth (MHz)	99 % Emission Bandwidth (MHz)
102	5510	42.10	37.00
110	5550	57.80	37.40
134	5670	41.90	37.00
142	5710	35.84	33.46



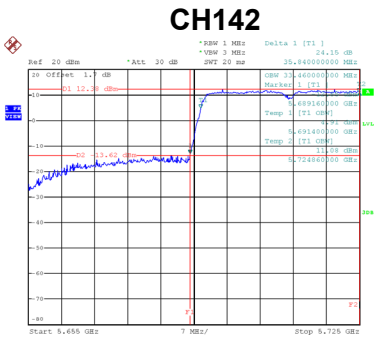
Date: 21.MAY.2019 16:35:30



Date: 21.MAY.2019 16:36:39



Date: 21.MAY.2019 16:37:49

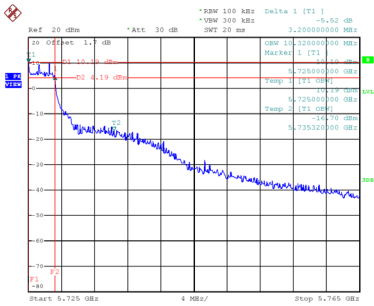


Date: 5.JUN.2019 15:47:59

Test Mode UNII-3_TX A Mode

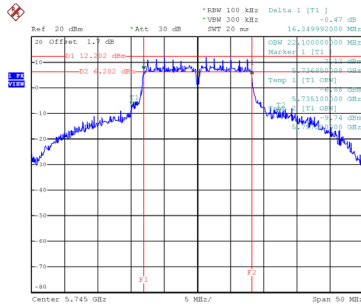
Channel	Frequency (MHz)	6 dB Bandwidth (MHz)	99 % Emission Bandwidth (MHz)	6 dB Bandwidth Min. Limit (kHz)	Result
144	5720	3.20	10.32	500	Complies
149	5745	16.35	22.10	500	Complies
157	5785	16.41	22.30	500	Complies
165	5825	16.50	22.00	500	Complies

CH144



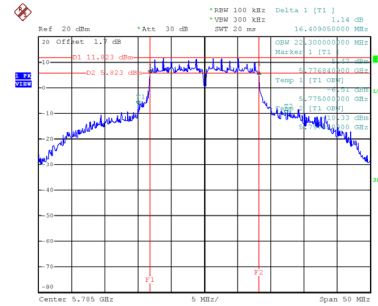
Date: 5 JUN 2019 15:11:49

CH149



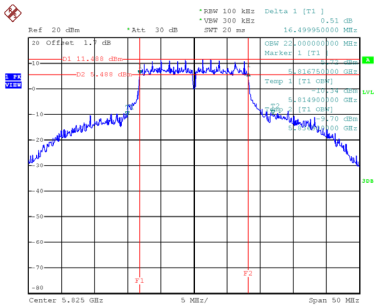
Date: 21 MAY 2019 15:42:36

CH157



Date: 21 MAY 2019 15:44:53

CH165



Date: 21 MAY 2019 15:46:32