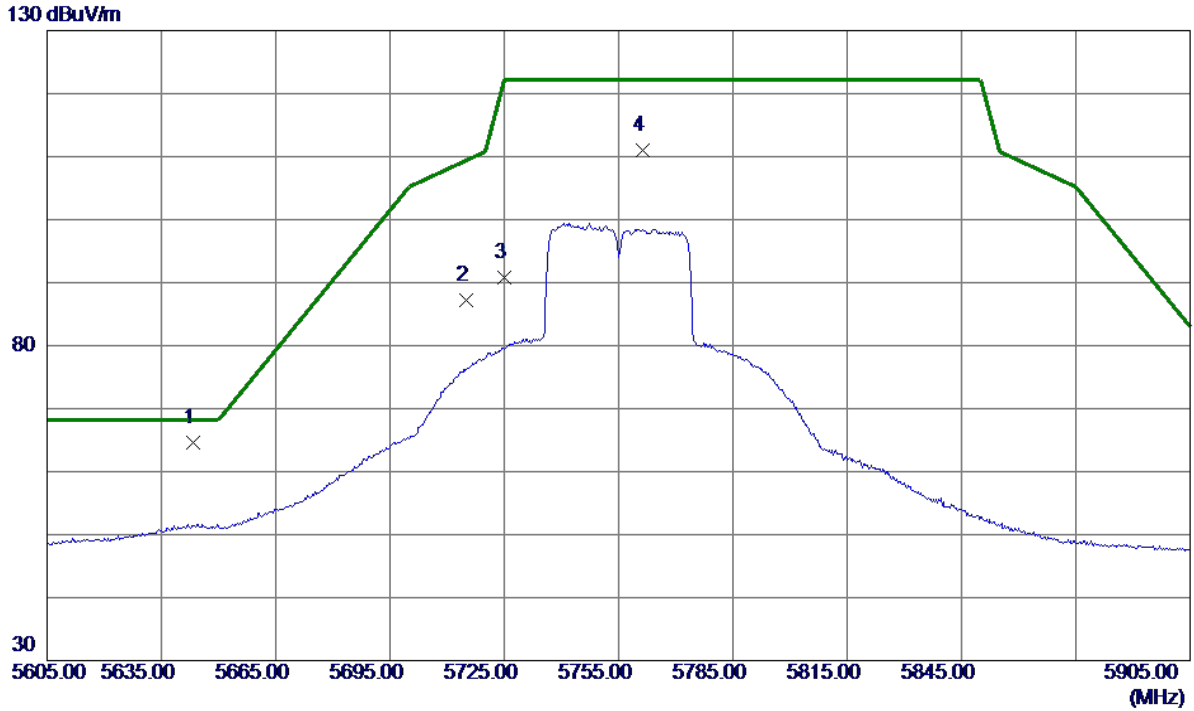


Orthogonal Axis:	X
Test Mode:	UNII-3/TX AC40 Mode 5755MHz

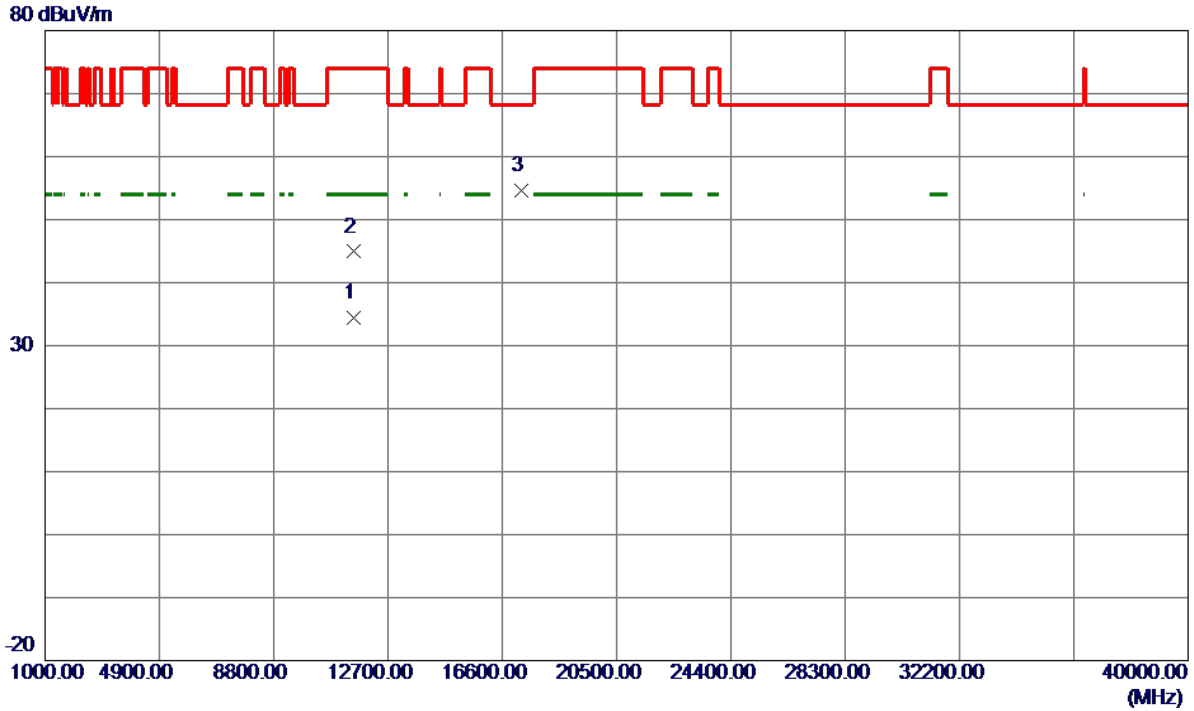
Vertical



No.	Freq. MHz	Reading Level dBuV/m	Correct Factor dB	Measure ment dBuV/m	Limit dBuV/m	Margin dB	Detector	Comment
1 *	5643.4000	43.77	20.87	64.64	68.20	-3.56	Peak	
2	5715.0000	66.04	21.16	87.20	109.40	-22.20	Peak	
3	5725.0000	69.52	21.20	90.72	122.20	-31.48	Peak	
4	5761.3000	89.60	21.34	110.94	122.20	-11.26	Peak	

Orthogonal Axis:	X
Test Mode:	UNII-3/TX AC40 Mode 5755MHz

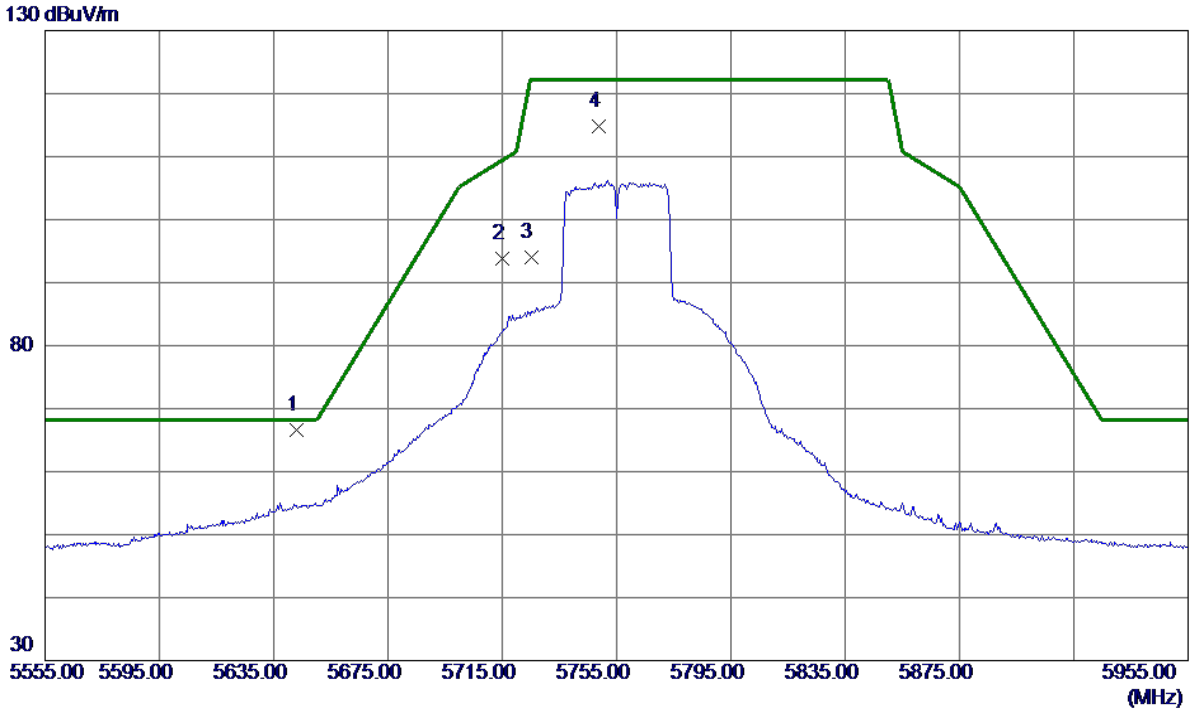
Vertical



No.	Freq. MHz	Reading Level dBuV/m	Correct Factor dB	Measure ment dBuV/m	Limit dBuV/m	Margin dB	Detector	Comment
1	11512.8700	16.66	17.79	34.45	54.00	-19.55	AVG	
2	11513.5100	27.11	17.79	44.90	74.00	-29.10	Peak	
3 *	17262.5500	31.40	23.18	54.58	68.30	-13.72	Peak	

Orthogonal Axis:	X
Test Mode:	UNII-3/TX AC40 Mode 5755MHz

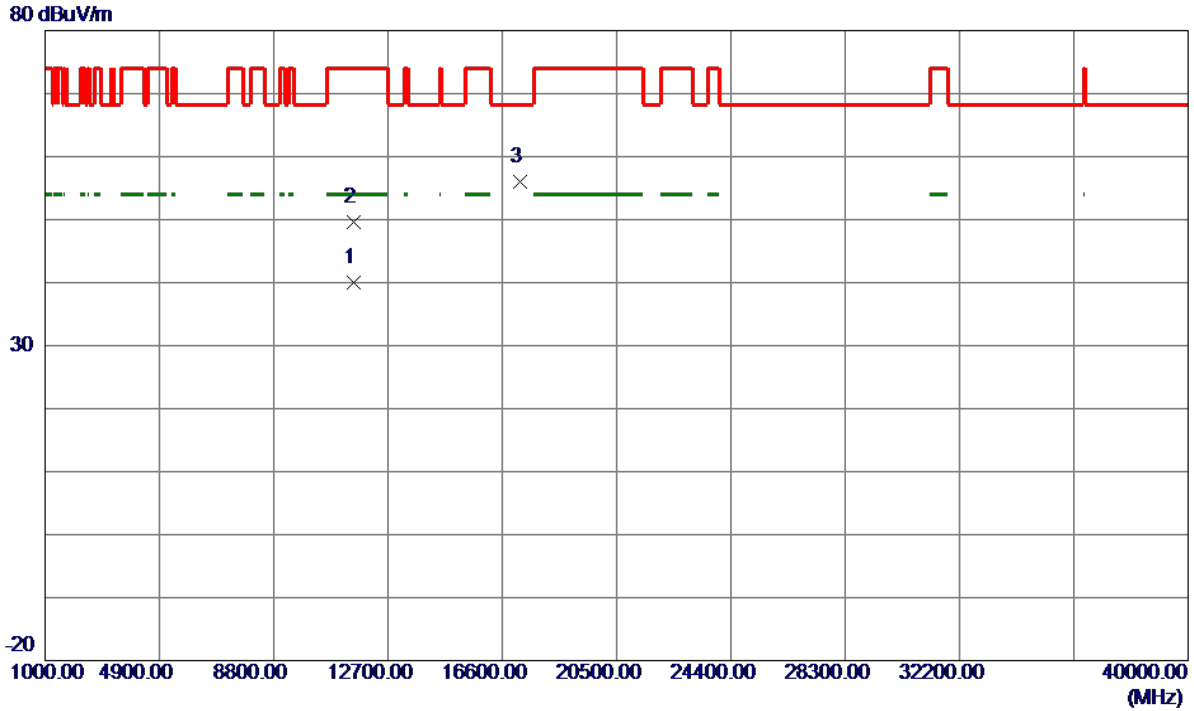
Horizontal



No.	Freq. MHz	Reading Level dBuV/m	Correct Factor dB	Measure ment dBuV/m	Limit dBuV/m	Margin dB	Detector	Comment
1 *	5643.0000	45.78	20.87	66.65	68.20	-1.55	Peak	
2	5715.0000	72.60	21.16	93.76	109.40	-15.64	Peak	
3	5725.0000	72.74	21.20	93.94	122.20	-28.26	Peak	
4	5748.6000	93.45	21.29	114.74	122.20	-7.46	Peak	

Orthogonal Axis:	X
Test Mode:	UNII-3/TX AC40 Mode 5755MHz

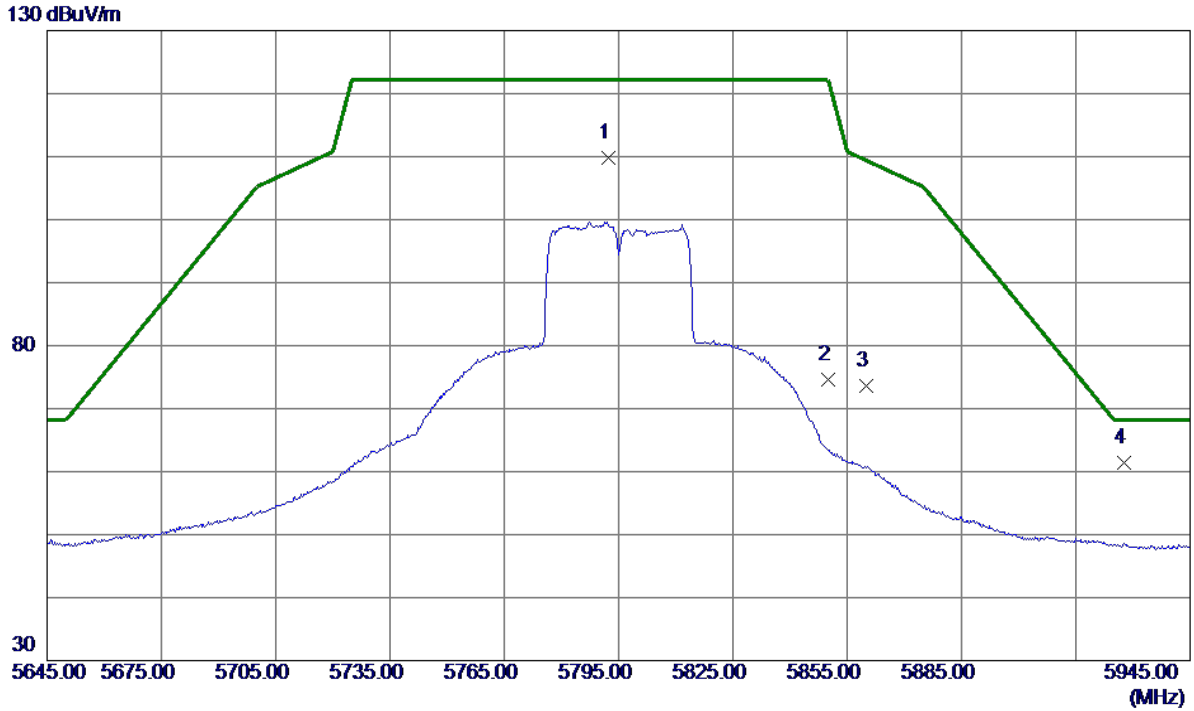
Horizontal



No.	Freq. MHz	Reading Level dBuV/m	Correct Factor dB	Measure ment dBuV/m	Limit dBuV/m	Margin dB	Detector	Comment
1	11509.6000	22.13	17.79	39.92	54.00	-14.08	AVG	
2	11544.7000	31.81	17.81	49.62	74.00	-24.38	Peak	
3 *	17218.7000	32.90	23.13	56.03	68.30	-12.27	Peak	

Orthogonal Axis:	X
Test Mode:	UNII-3/TX AC40 Mode 5795MHz

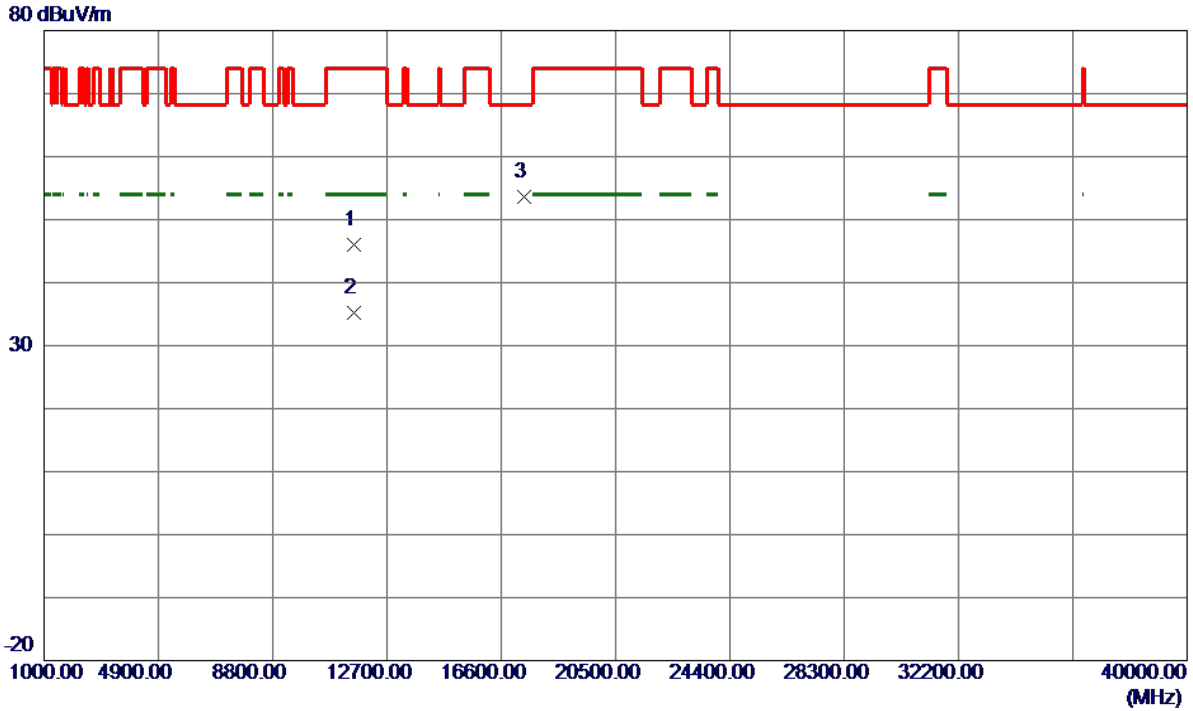
Vertical



No.	Freq. MHz	Reading Level dBuV/m	Correct Factor dB	Measure ment dBuV/m	Limit dBuV/m	Margin dB	Detector	Comment
1	5792.3000	88.42	21.47	109.89	122.20	-12.31	Peak	
2	5850.0000	52.86	21.69	74.55	122.20	-47.65	Peak	
3	5860.0000	51.88	21.73	73.61	109.40	-35.79	Peak	
4 *	5927.6000	39.45	22.00	61.45	68.20	-6.75	Peak	

Orthogonal Axis:	X
Test Mode:	UNII-3/TX AC40 Mode 5795MHz

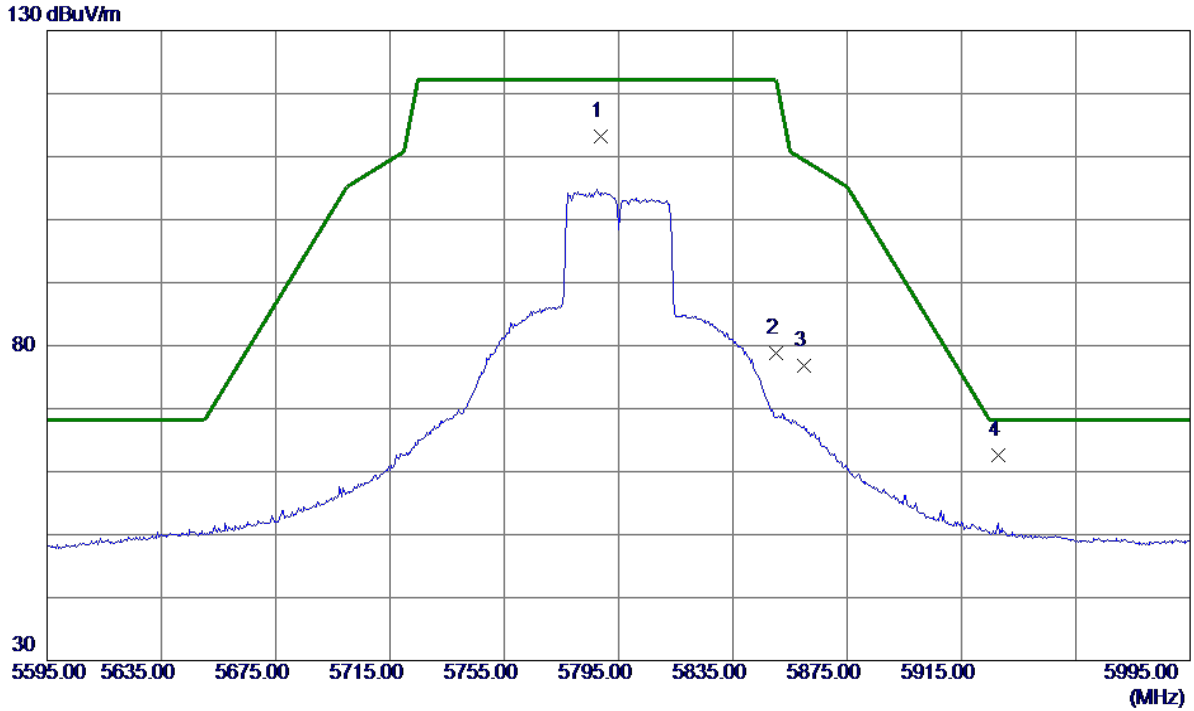
Vertical



No.	Freq. MHz	Reading Level dBuV/m	Correct Factor dB	Measure ment dBuV/m	Limit dBuV/m	Margin dB	Detector	Comment
1	11585.0900	28.13	17.83	45.96	74.00	-28.04	Peak	
2	11588.5000	17.42	17.83	35.25	54.00	-18.75	AVG	
3 *	17382.5200	30.30	23.33	53.63	68.30	-14.67	Peak	

Orthogonal Axis:	X
Test Mode:	UNII-3/TX AC40 Mode 5795MHz

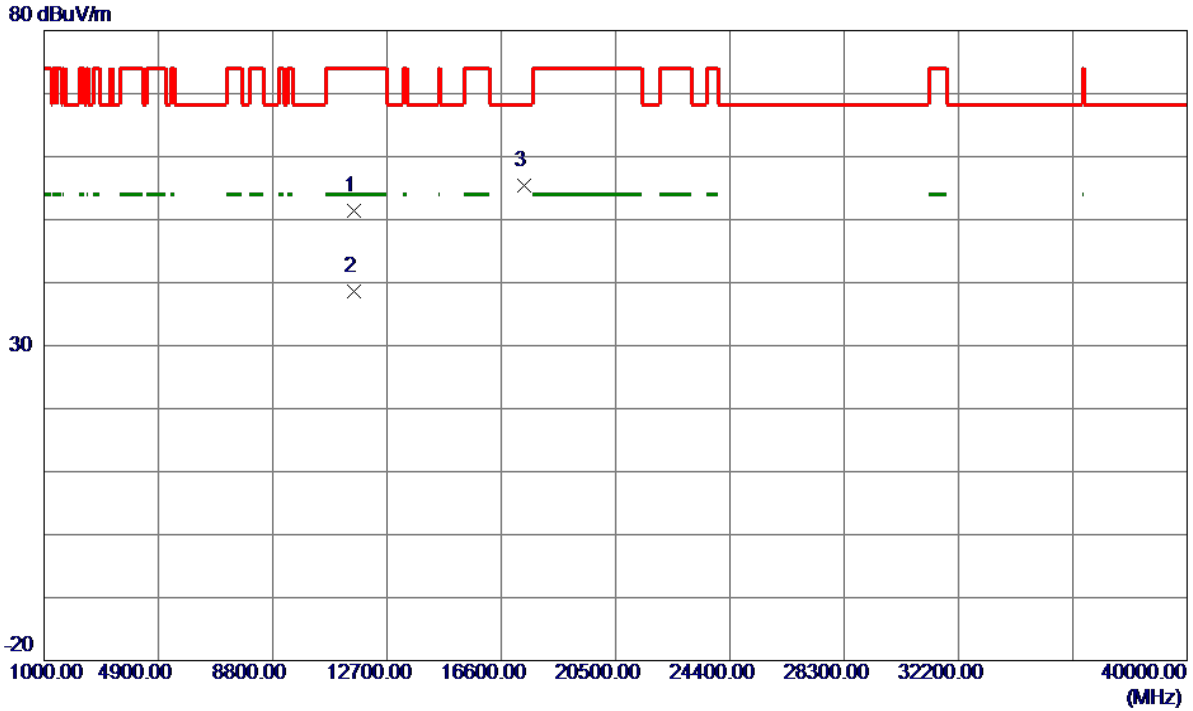
Horizontal



No.	Freq. MHz	Reading Level dBuV/m	Correct Factor dB	Measure ment dBuV/m	Limit dBuV/m	Margin dB	Detector	Comment
1	5788.6000	91.74	21.45	113.19	122.20	-9.01	Peak	
2	5850.0000	57.12	21.69	78.81	122.20	-43.39	Peak	
3	5860.0000	55.03	21.73	76.76	109.40	-32.64	Peak	
4 *	5927.8000	40.64	22.00	62.64	68.20	-5.56	Peak	

Orthogonal Axis:	X
Test Mode:	UNII-3/TX AC40 Mode 5795MHz

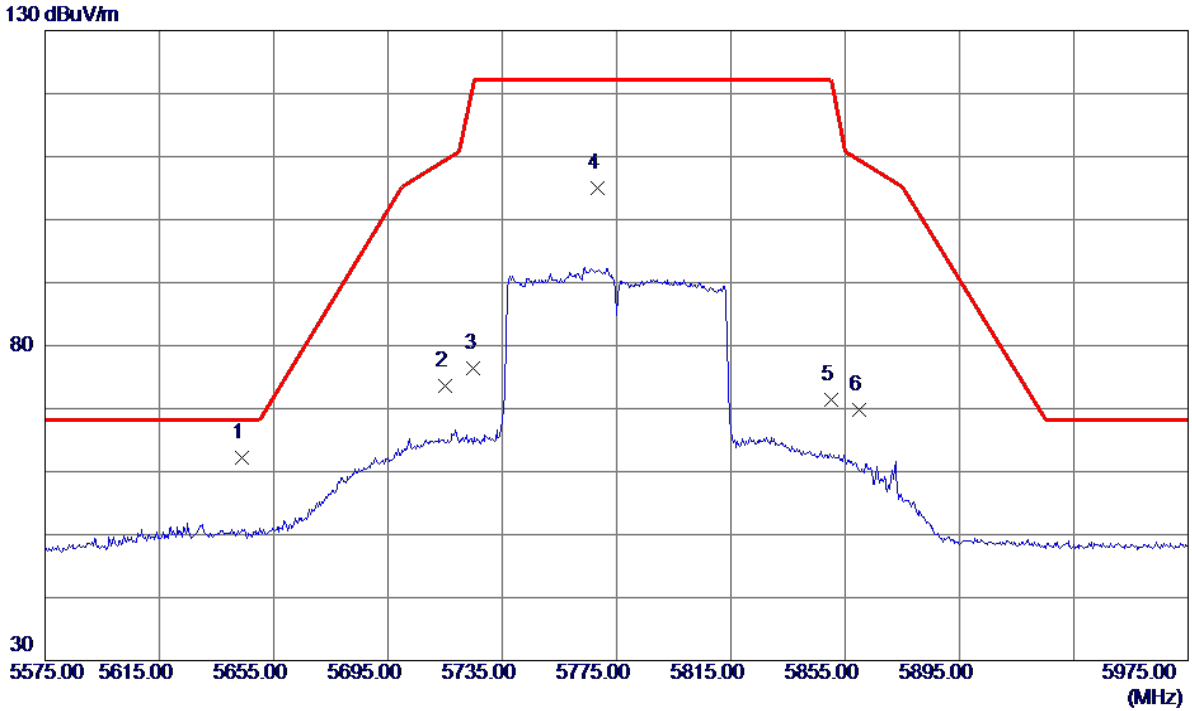
Horizontal



No.	Freq. MHz	Reading Level dBuV/m	Correct Factor dB	Measure ment dBuV/m	Limit dBuV/m	Margin dB	Detector	Comment
1	11587.0800	33.63	17.83	51.46	74.00	-22.54	Peak	
2	11587.2800	20.83	17.83	38.66	54.00	-15.34	AVG	
3 *	17381.7300	32.01	23.33	55.34	68.30	-12.96	Peak	

Orthogonal Axis:	X
Test Mode:	UNII-3/TX AC80 Mode 5775MHz

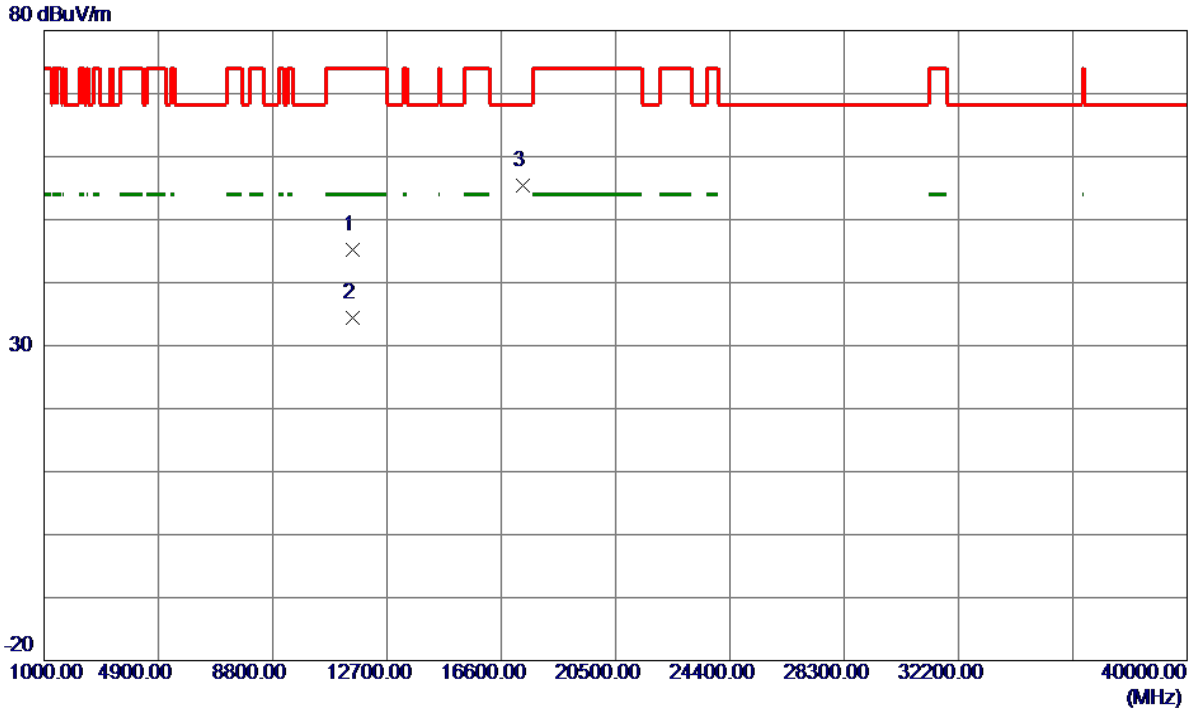
Vertical



No.	Freq. MHz	Reading Level dBuV/m	Correct Factor dB	Measure ment dBuV/m	Limit dBuV/m	Margin dB	Detector	Comment
1 *	5643.8000	41.34	20.88	62.22	68.20	-5.98	Peak	
2	5715.0000	52.47	21.16	73.63	109.40	-35.77	Peak	
3	5725.0000	55.26	21.20	76.46	122.20	-45.74	Peak	
4	5768.2000	83.70	21.37	105.07	122.20	-17.13	Peak	
5	5850.0000	49.69	21.69	71.38	122.20	-50.82	Peak	
6	5860.0000	48.12	21.73	69.85	109.40	-39.55	Peak	

Orthogonal Axis:	X
Test Mode:	UNII-3/TX AC80 Mode 5775MHz

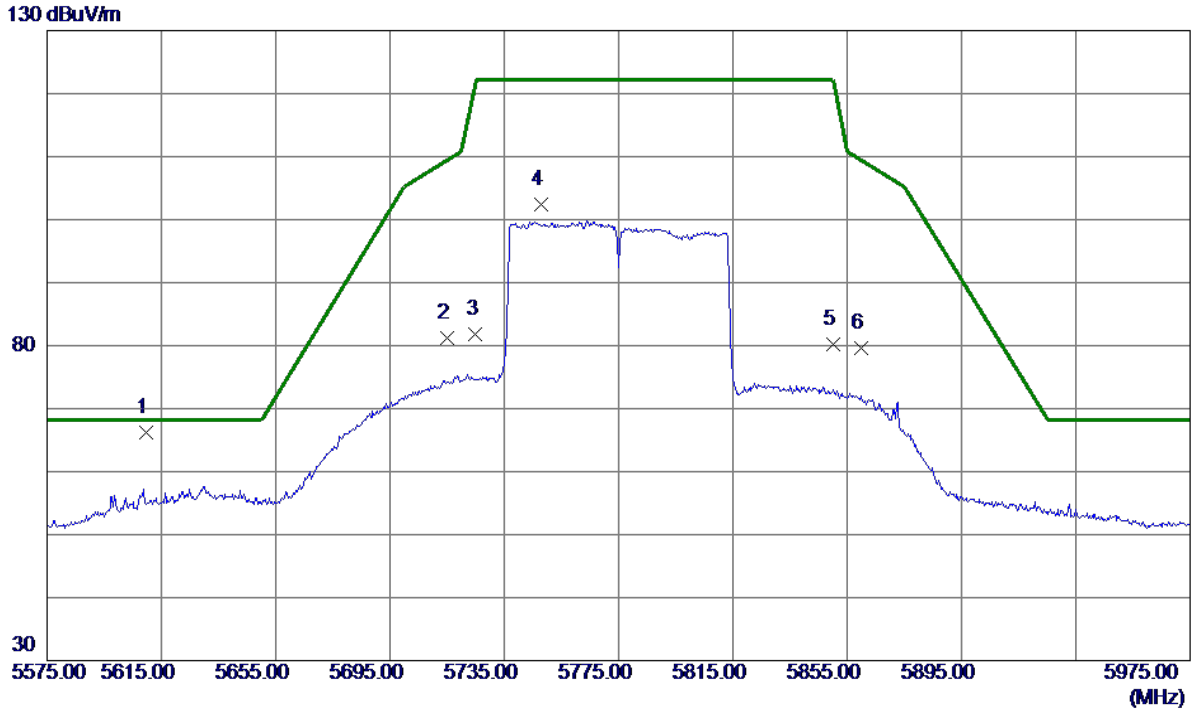
Vertical



No.	Freq. MHz	Reading Level dBuV/m	Correct Factor dB	Measure ment dBuV/m	Limit dBuV/m	Margin dB	Detector	Comment
1	11546.8099	27.36	17.81	45.17	74.00	-28.83	Peak	
2	11548.4700	16.65	17.81	34.46	54.00	-19.54	AVG	
3 *	17328.4100	32.10	23.26	55.36	68.30	-12.94	Peak	

Orthogonal Axis:	X
Test Mode:	UNII-3/TX AC80 Mode 5775MHz

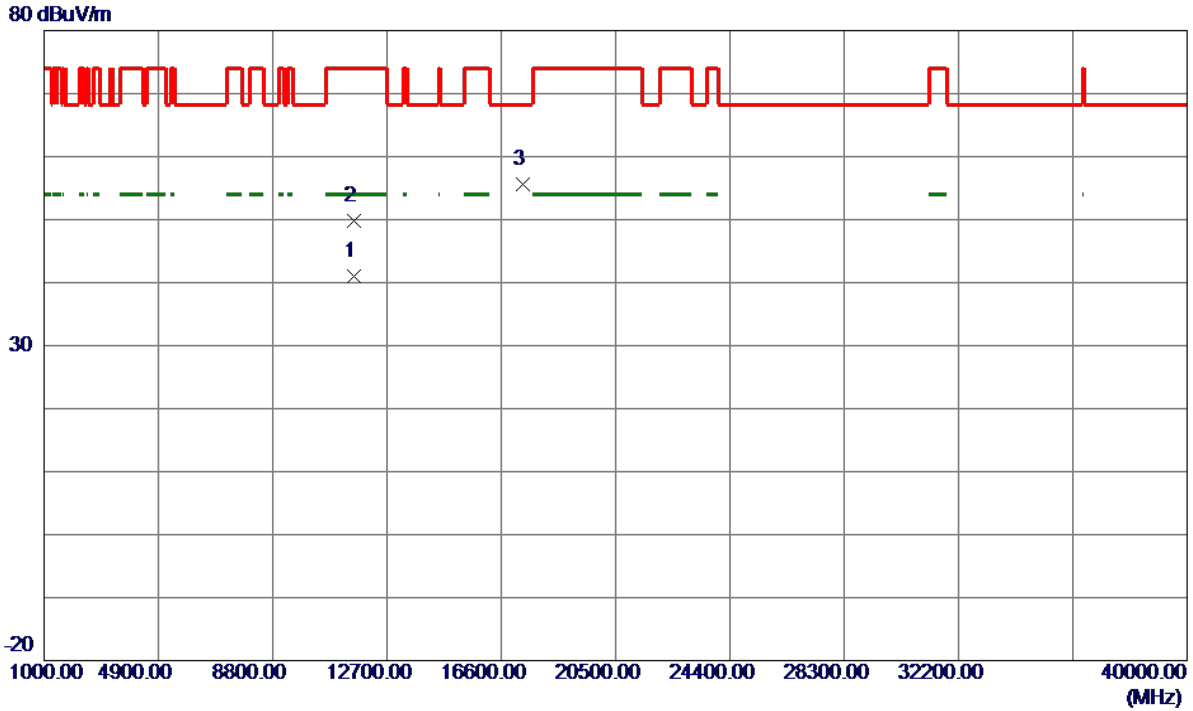
Horizontal



No.	Freq. MHz	Reading Level dBuV/m	Correct Factor dB	Measure ment dBuV/m	Limit dBuV/m	Margin dB	Detector	Comment
1 *	5609.8000	45.41	20.74	66.15	68.20	-2.05	Peak	
2	5715.0000	60.10	21.16	81.26	109.40	-28.14	Peak	
3	5725.0000	60.63	21.20	81.83	122.20	-40.37	Peak	
4	5747.8000	81.10	21.29	102.39	122.20	-19.81	Peak	
5	5850.0000	58.56	21.69	80.25	122.20	-41.95	Peak	
6	5860.0000	57.85	21.73	79.58	109.40	-29.82	Peak	

Orthogonal Axis:	X
Test Mode:	UNII-3/TX AC80 Mode 5775MHz

Horizontal



No.	Freq. MHz	Reading Level dBuV/m	Correct Factor dB	Measure ment dBuV/m	Limit dBuV/m	Margin dB	Detector	Comment
1	11551.8000	23.22	17.81	41.03	54.00	-12.97	AVG	
2	11583.9000	31.99	17.83	49.82	74.00	-24.18	Peak	
3 *	17352.9000	32.32	23.29	55.61	68.30	-12.69	Peak	

TX A Mode_DUTY CYCLE

Duty cycle: TX DUTYMHZ

Duty cycle = T_{ON} / T_{Total}

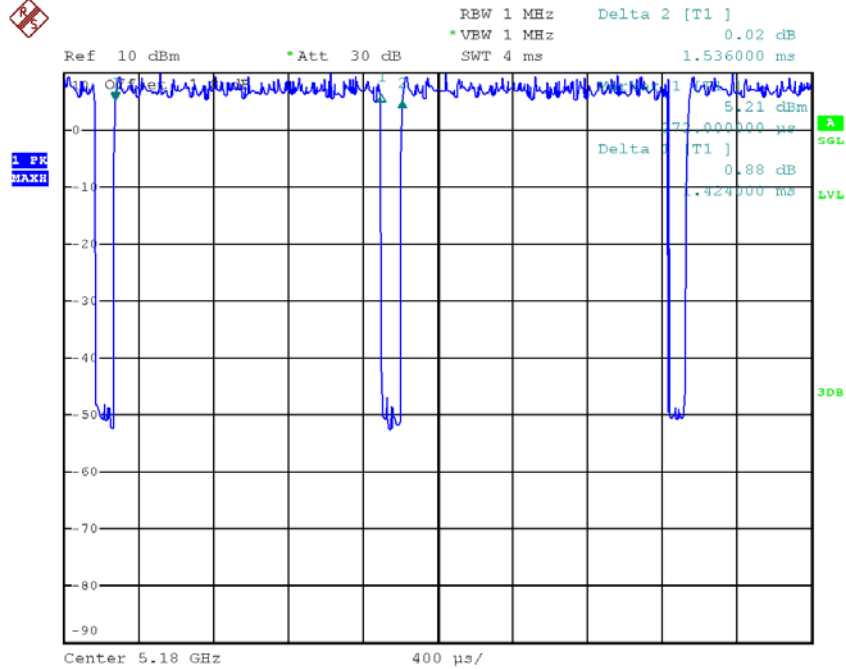
T_{ON} : 1.42 msec

T_{Total} : 1.54 msec

Duty cycle: 92.21%

Duty Factor = $10 \log(1/\text{Duty cycle})$

Duty Factor = 0.35



Date: 5.JAN.2018 21:33:30

Note: The EUT was programmed to be in continuously transmitting mode and the transmit duty cycle is not less than 98 %, so, the output power and power density should be cacluated as Output Power = Measured power + Ducus factor
 Power Spectral Density = Measured density + Duty factor

TX N20 Mode_DUTY CYCLE

Duty cycle: TX DUTYMHZ

Duty cycle = T_{ON} / T_{Total}

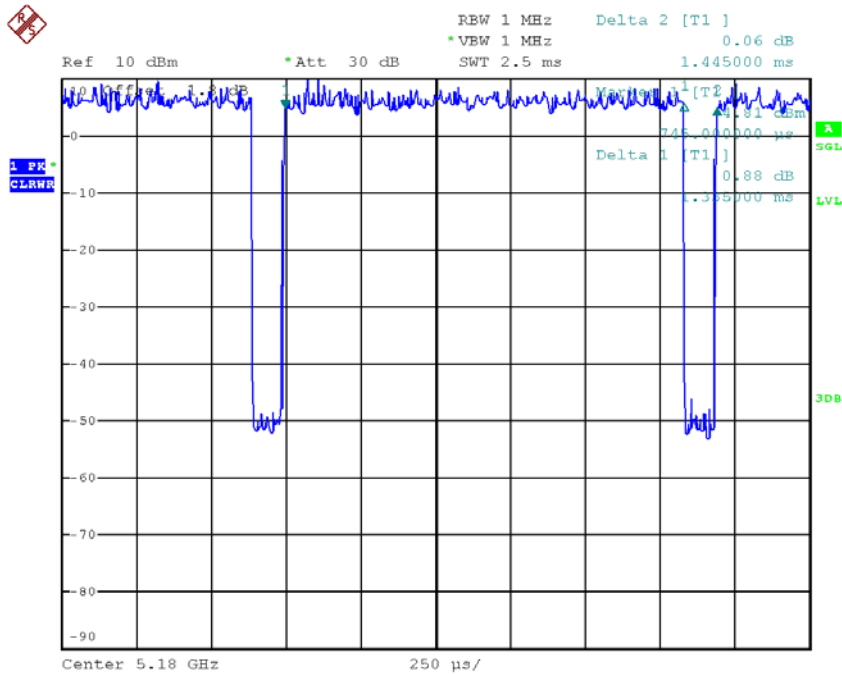
T_{ON} : 1.34 msec

T_{Total} : 1.44 msec

Duty cycle: 93.06%

Duty Factor = $10 \log(1/Duty \text{ cycle})$

Duty Factor = 0.31



Date: 5.JAN.2018 21:35:07

Note: The EUT was programmed to be in continuously transmitting mode and the transmit duty cycle is not less than 98 %, so, the output power and power density should be calculated as Output Power = Measured power + Duty factor
 Power Spectral Density = Measured density + Duty factor

TX N40 Mode_DUTY CYCLE

Duty cycle: TX DUTYMHZ

Duty cycle = T_{ON} / T_{Total}

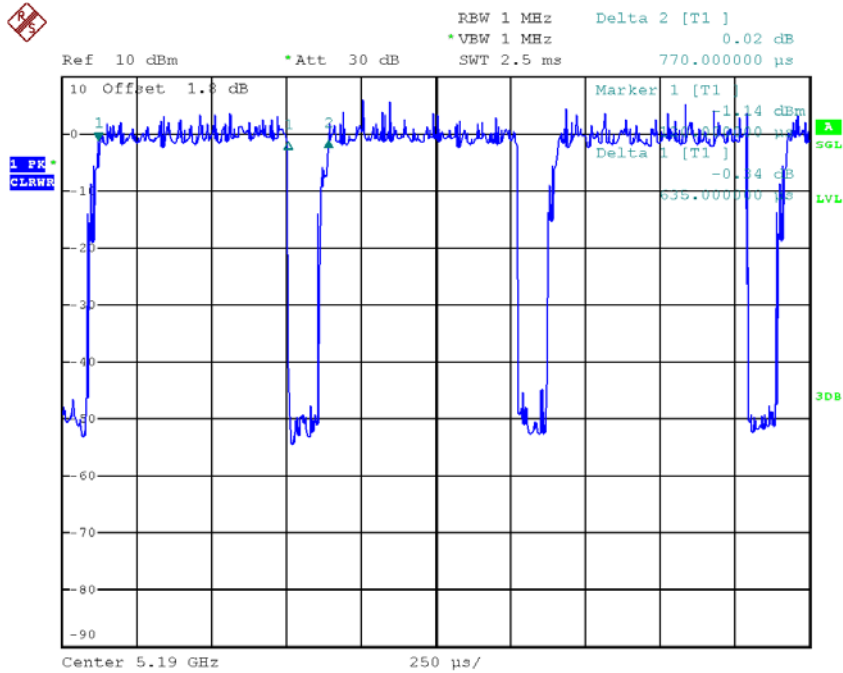
T_{ON} : 0.64 msec

T_{Total} : 0.77 msec

Duty cycle: 83.12%

Duty Factor = $10 \log(1/\text{Duty cycle})$

Duty Factor = 0.80



Date: 5.JAN.2018 21:37:14

Note: The EUT was programmed to be in continuously transmitting mode and the transmit duty cycle is not less than 98 %, so, the output power and power density should be cacluated as Output Power = Measured power + Ducus factor
 Power Spectral Density = Measured density + Duty factor

TX AC20 Mode_DUTY CYCLE

Duty cycle: TX DUTYMHZ

Duty cycle = T_{ON} / T_{Total}

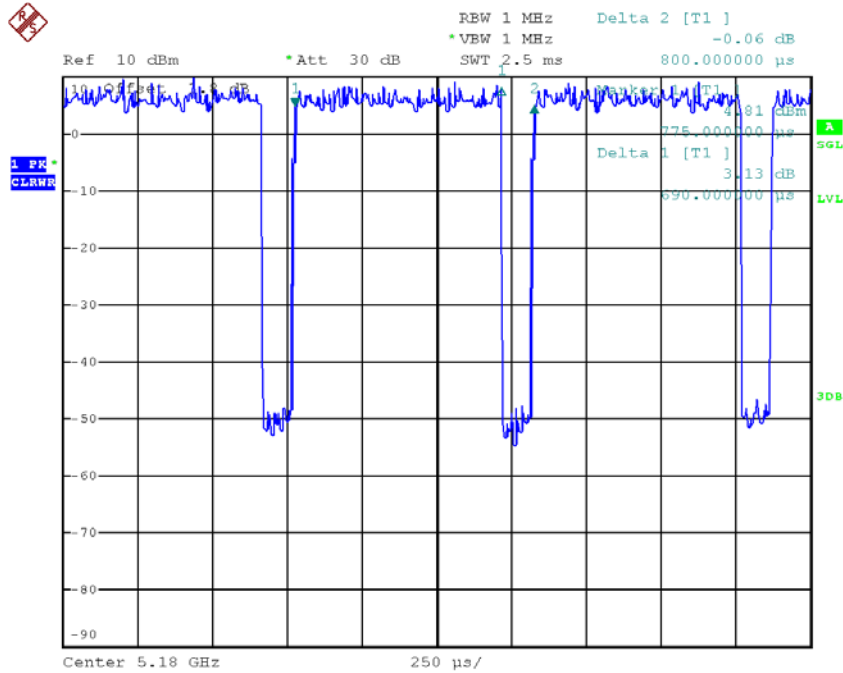
T_{ON} : 0.69 msec

T_{Total} : 0.80 msec

Duty cycle: 86.25%

Duty Factor = $10 \log(1/Duty \text{ cycle})$

Duty Factor = 0.64



Date: 5.JAN.2018 21:36:09

Note: The EUT was programmed to be in countinously transmitting mode and the transmit duty cycle is not less than 98 %, so, the output power and power density should be cacluated as Output Power = Measured power + Ducus factor
 Power Spectral Density = Measured density + Duty factor

TX AC40 Mode_DUTY CYCLE

Duty cycle: TX DUTYMHZ

Duty cycle = T_{ON} / T_{Total}

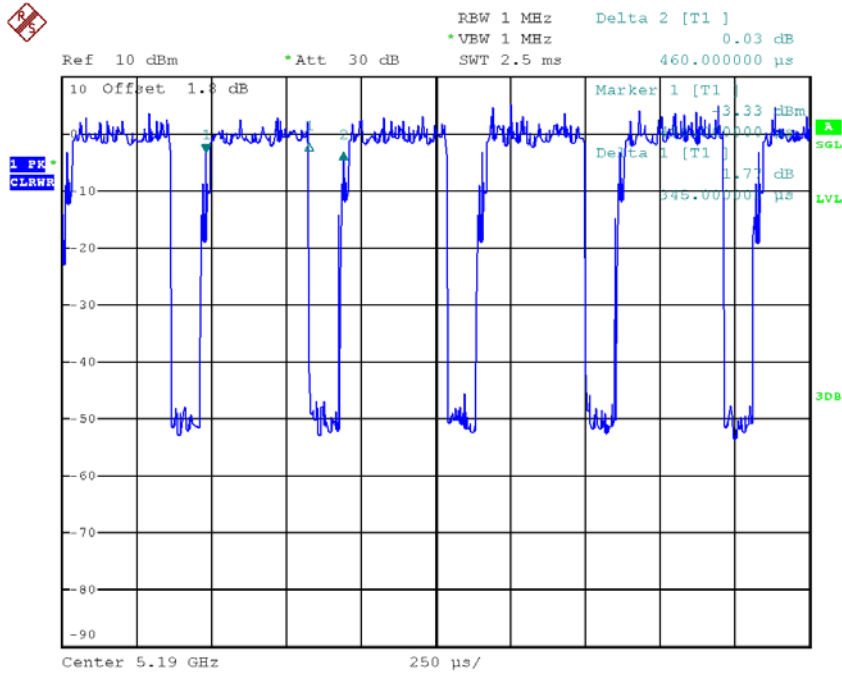
T_{ON} : 0.34 msec

T_{Total} : 0.46 msec

Duty cycle: 73.91%

Duty Factor = $10 \log(1/\text{Duty cycle})$

Duty Factor = 1.31



Date: 5.JAN.2018 21:37:54

Note: The EUT was programmed to be in countinously transmitting mode and the transmit duty cycle is not less than 98 %, so, the output power and power density should be cacluated as Output Power = Measured power + Ducy factor
 Power Spectral Density = Measured density + Duty factor

TX AC80 Mode_DUTY CYCLE

Duty cycle: TX DUTYMHZ

Duty cycle = T_{ON} / T_{Total}

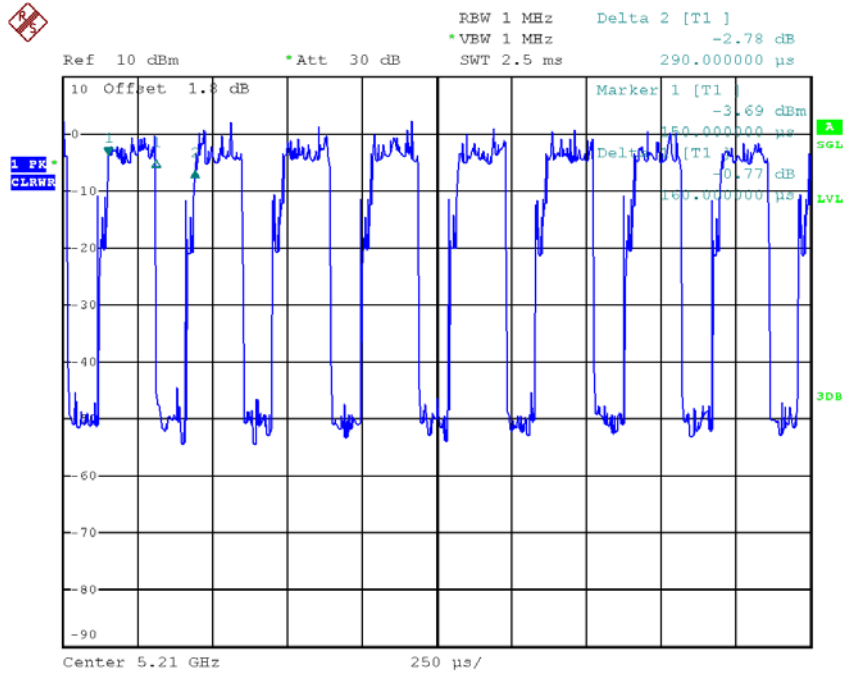
T_{ON} : 0.16 msec

T_{Total} : 0.29 msec

Duty cycle: 55.17%

Duty Factor = $10 \log(1/Duty \text{ cycle})$

Duty Factor = 2.58



Date: 5.JAN.2018 21:38:36

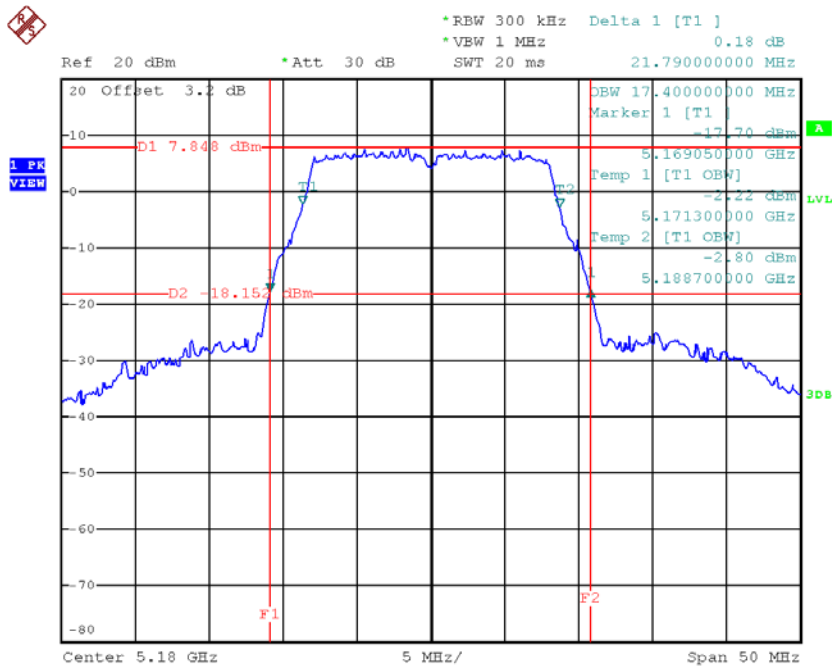
Note: The EUT was programmed to be in continuously transmitting mode and the transmit duty cycle is not less than 98 %, so, the output power and power density should be calculated as Output Power = Measured power + Duty factor
 Power Spectral Density = Measured density + Duty factor

APPENDIX E - BANDWIDTH

Test Mode: UNII-1/TX A Mode_CH36/CH40/CH48_ANT1

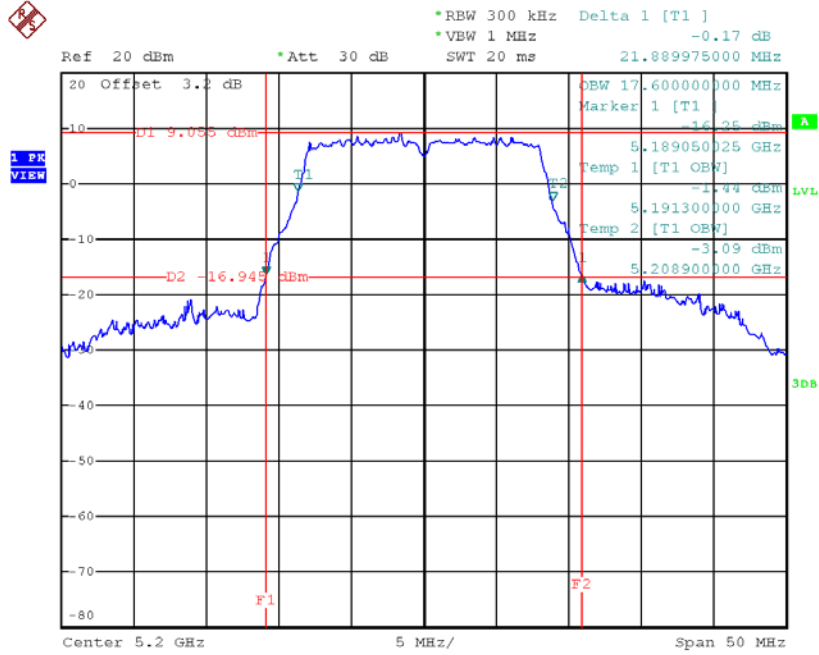
Channel	Frequency (MHz)	26dB Bandwidth (MHz)	99% Occupied Bandwidth (MHz)
CH36	5180	21.79	17.40
CH40	5200	21.89	17.60
CH48	5240	22.00	17.50

TX CH36



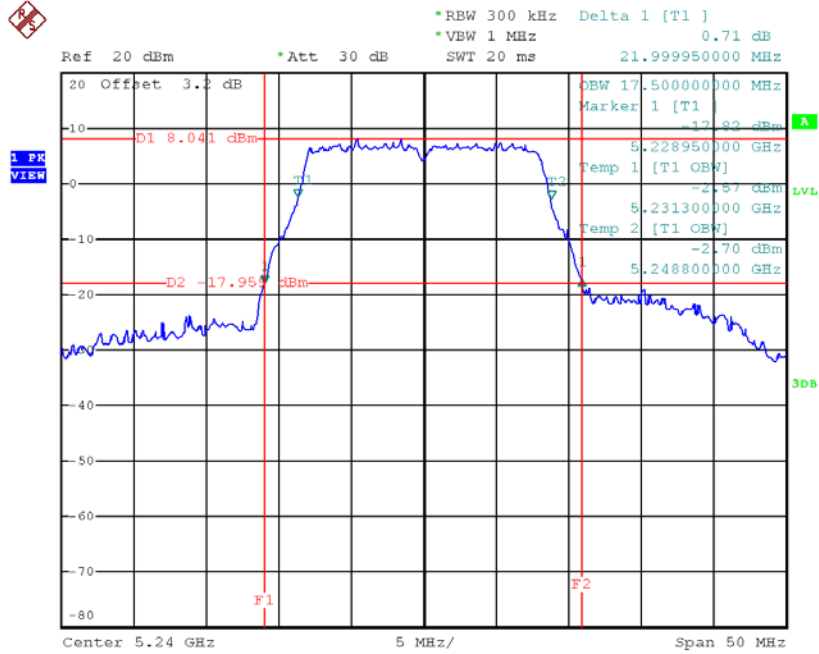
Date: 3.APR.2018 11:45:17

TX CH40



Date: 3.APR.2018 11:49:42

TX CH48

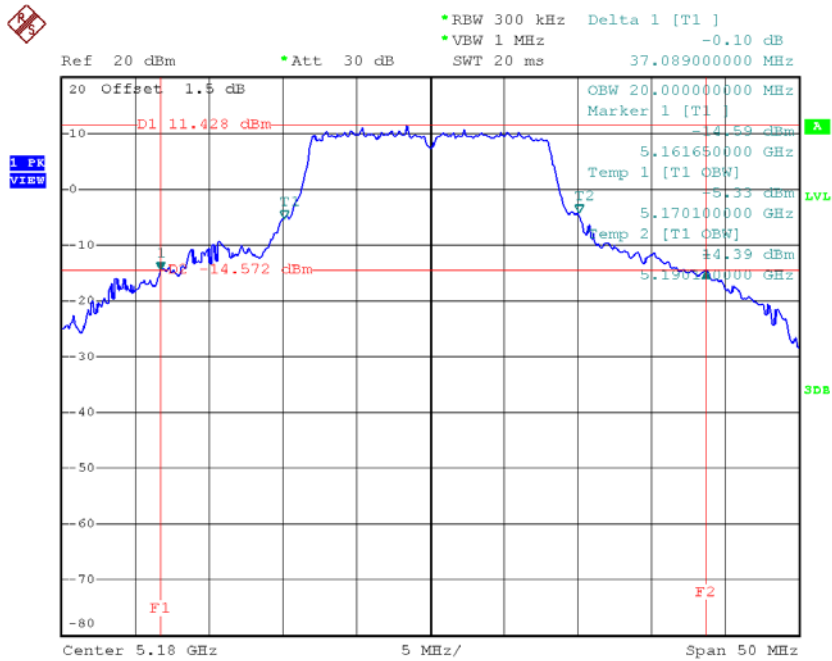


Date: 3.APR.2018 11:50:42

Test Mode: UNII-1/TX A Mode_CH36/CH40/CH48_ANT2

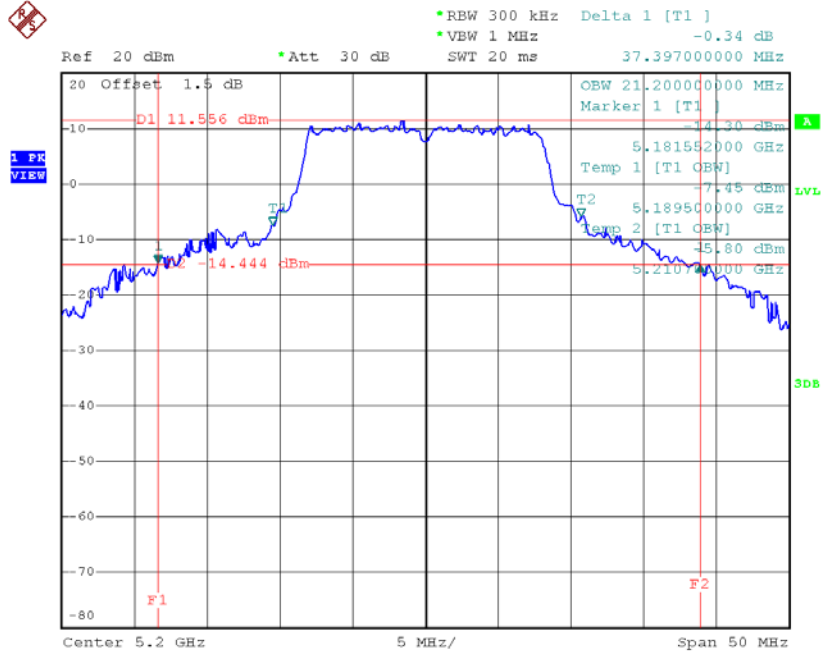
Channel	Frequency (MHz)	26dB Bandwidth (MHz)	99% Occupied Bandwidth (MHz)
CH36	5180	37.09	20.00
CH40	5200	37.40	21.20
CH48	5240	37.79	20.70

TX CH36



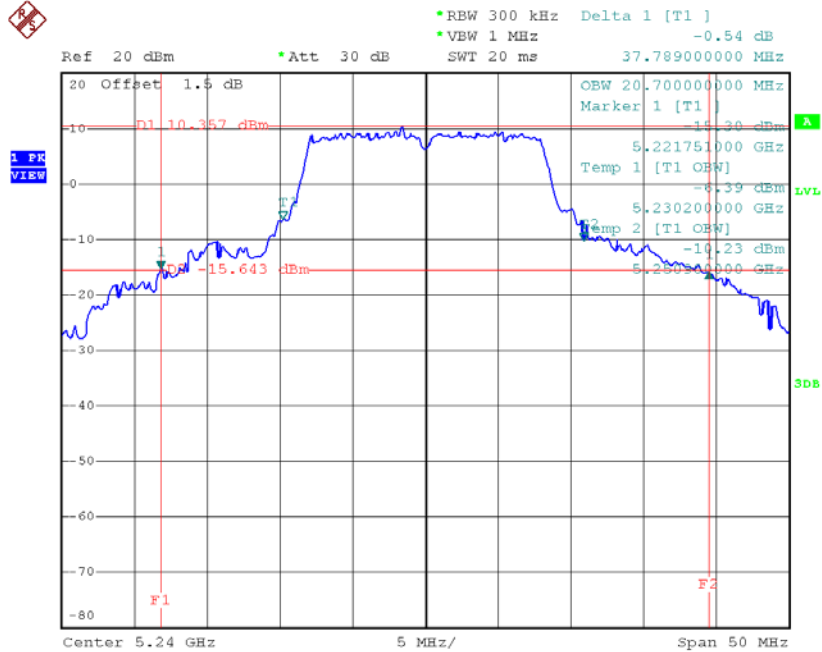
Date: 18.JUN.2016 17:19:13

TX CH40



Date: 18.JUN.2016 17:20:28

TX CH48



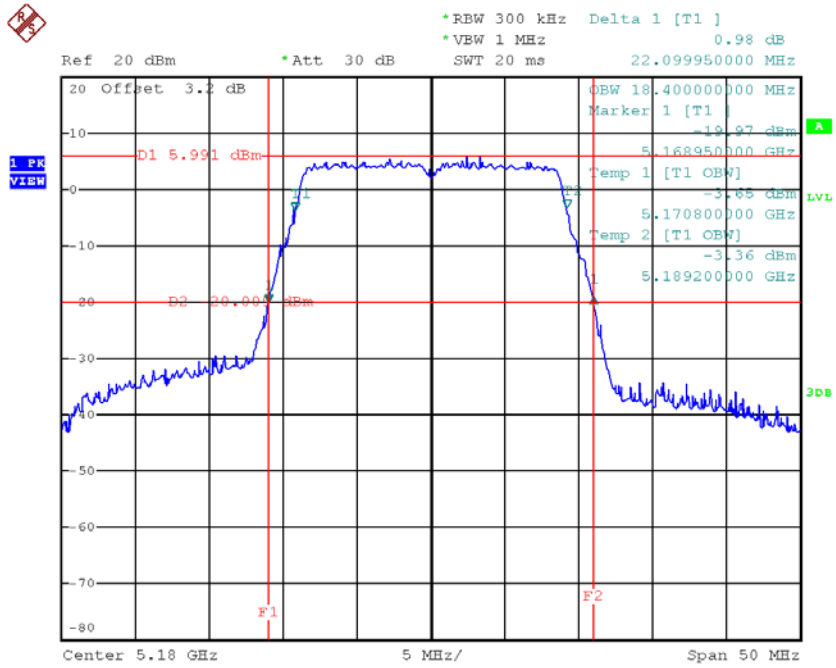
Date: 18.JUN.2016 17:23:32

Remark: This test data is from original report BTL-FCCP-4-1602C038.

Test Mode: UNII-1/TX N20 Mode_CH36/CH40/CH48

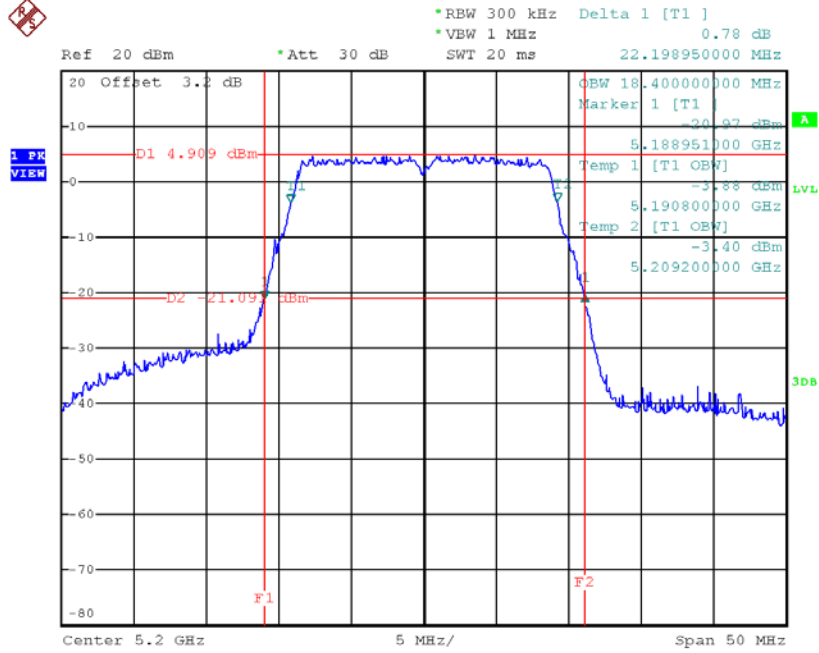
Channel	Frequency (MHz)	26dB Bandwidth (MHz)	99% Occupied Bandwidth (MHz)
CH36	5180	22.10	18.40
CH40	5200	22.20	18.40
CH48	5240	22.35	18.40

TX CH36



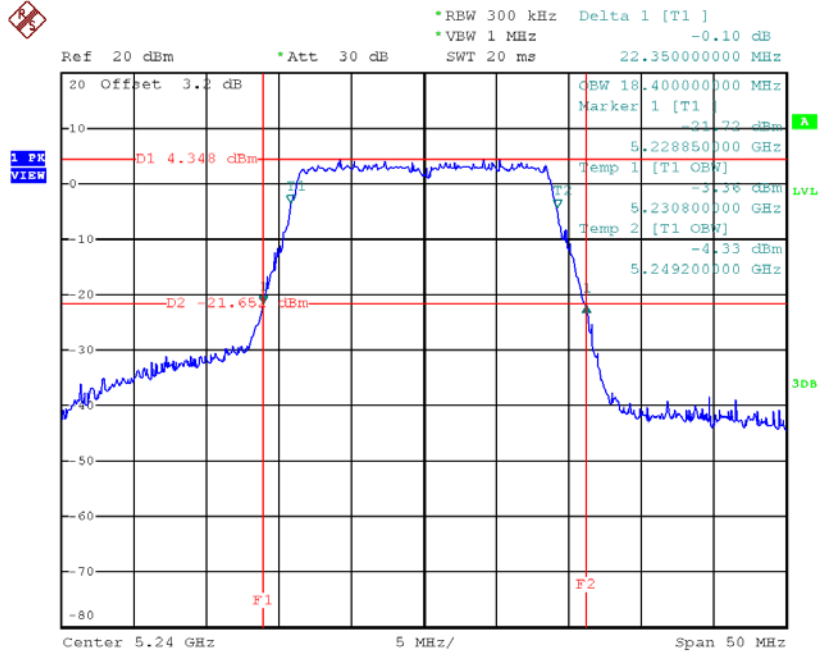
Date: 3.APR.2018 12:10:16

TX CH40



Date: 3.APR.2018 12:11:51

TX CH48

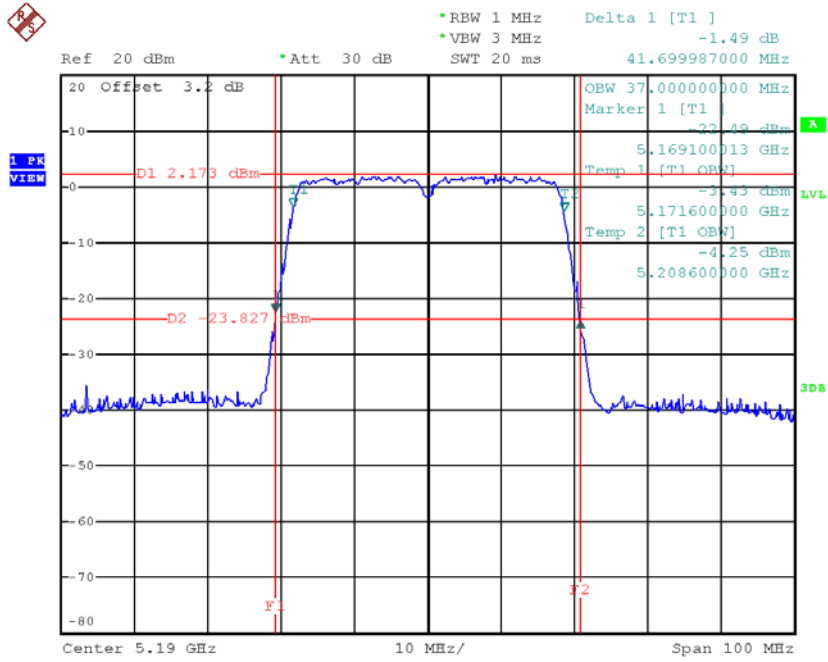


Date: 3.APR.2018 12:13:09

Test Mode: UNII-1/TX N40 Mode_CH38/CH46

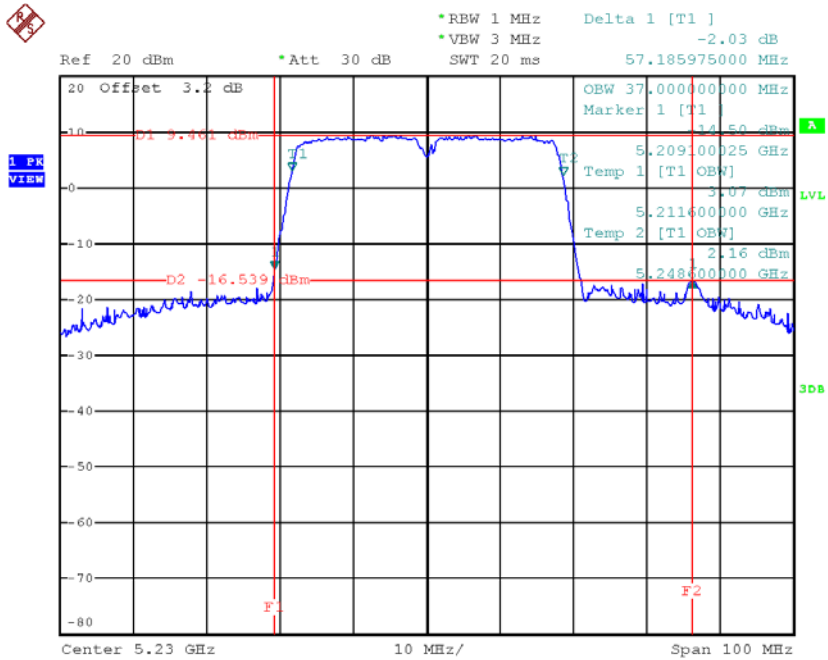
Channel	Frequency (MHz)	26dB Bandwidth (MHz)	99% Occupied Bandwidth (MHz)
CH38	5190	41.70	37.00
CH46	5230	57.19	37.00

TX CH38



Date: 3.APR.2018 12:53:17

TX CH46

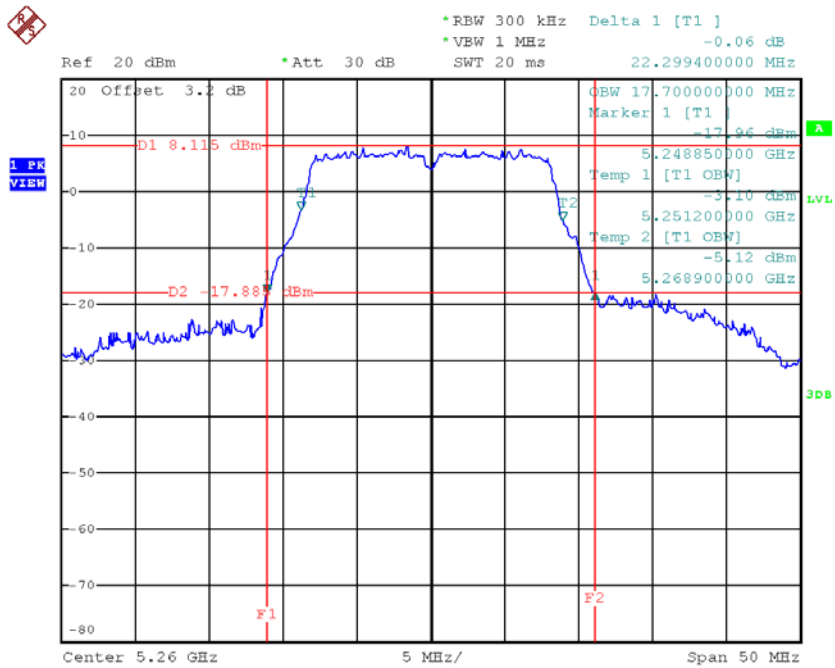


Date: 3.APR.2018 12:55:40

Test Mode: UNII-2A/TX A Mode_CH52/CH60/CH64_ANT1

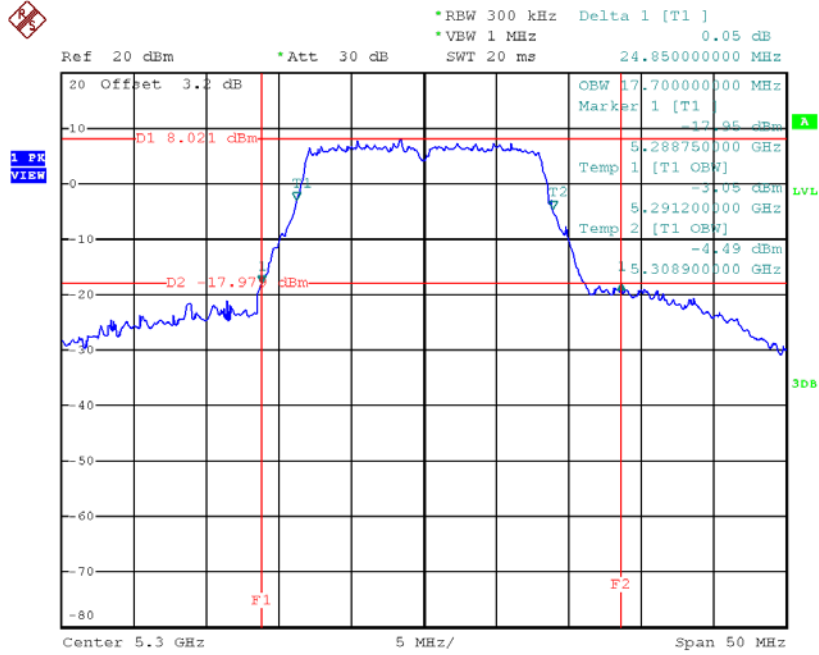
Channel	Frequency (MHz)	26dB Bandwidth (MHz)	99% Occupied Bandwidth (MHz)
CH52	5260	22.30	17.70
CH60	5300	24.85	17.70
CH64	5320	21.90	17.40

TX CH52



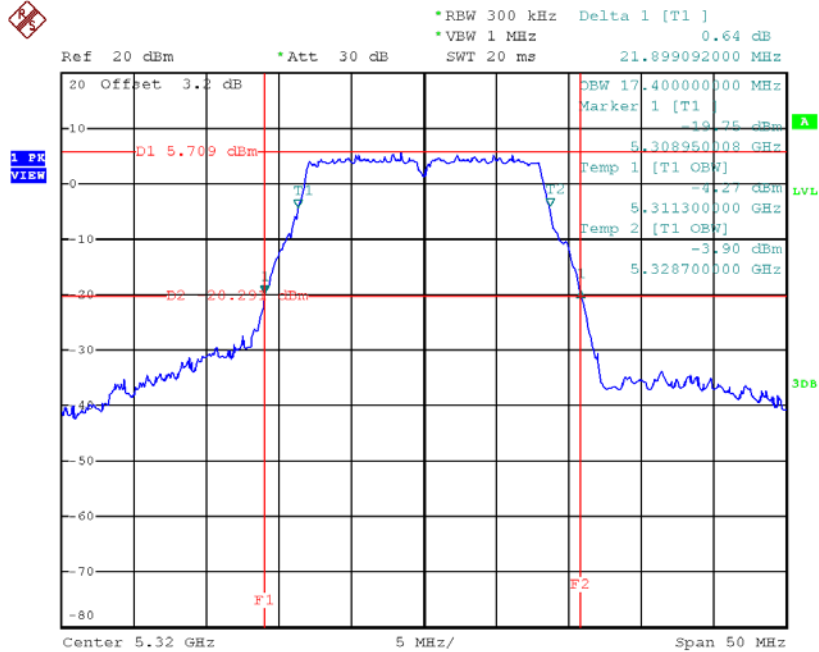
Date: 3.APR.2018 11:51:49

TX CH60



Date: 3.APR.2018 11:52:45

TX CH64

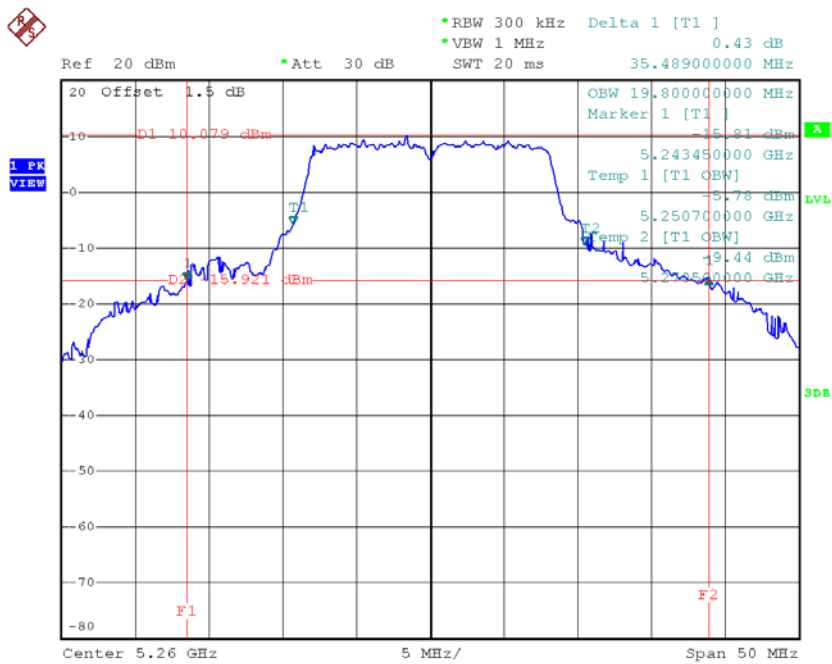


Date: 3.APR.2018 11:54:08

Test Mode: UNII-2A/TX A Mode_CH52/CH60/CH64_ANT2

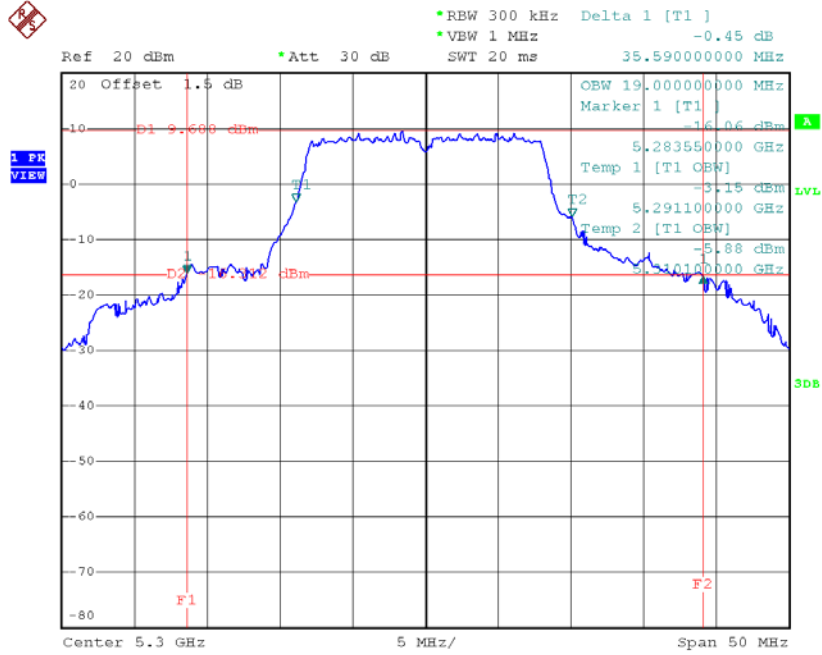
Channel	Frequency (MHz)	26dB Bandwidth (MHz)	99% Occupied Bandwidth (MHz)
CH52	5260	35.49	19.80
CH60	5300	35.59	19.00
CH64	5320	33.00	18.40

TX CH52



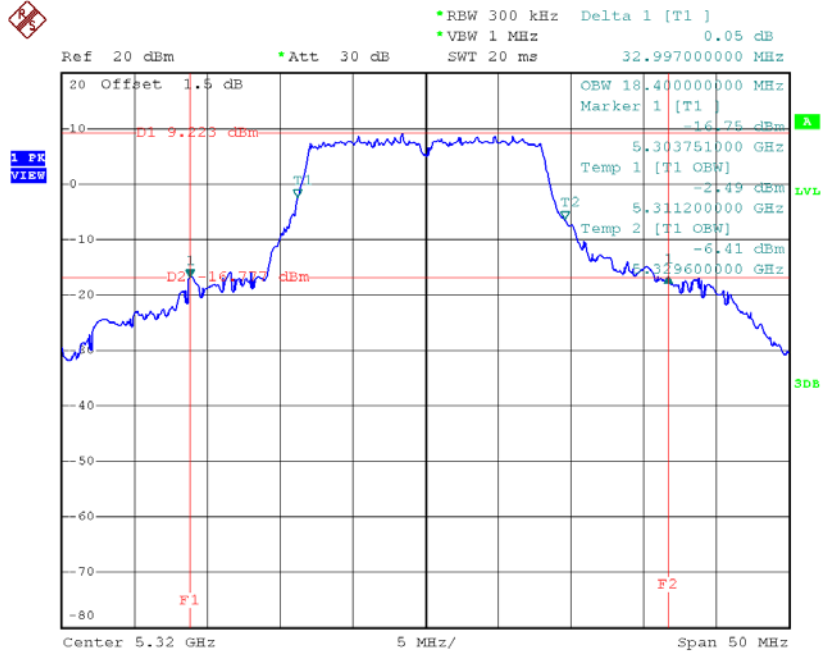
Date: 18.JUN.2016 17:24:41

TX CH60



Date: 18.JUN.2016 17:30:14

TX CH64



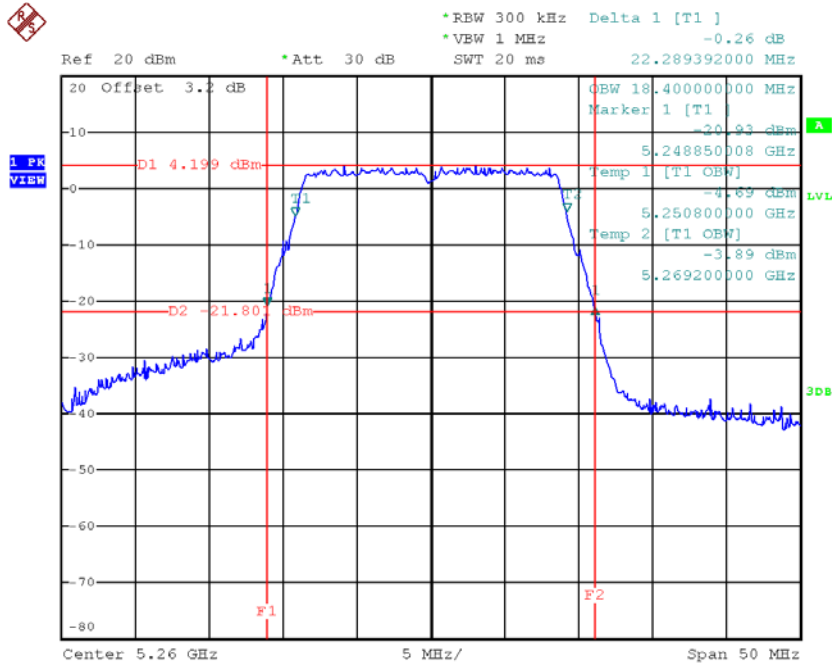
Date: 18.JUN.2016 17:31:07

Remark: This test data is from original report BTL-FCCP-4-1602C038.

Test Mode: UNII-2A/TX N20 Mode_CH52/CH60/CH64

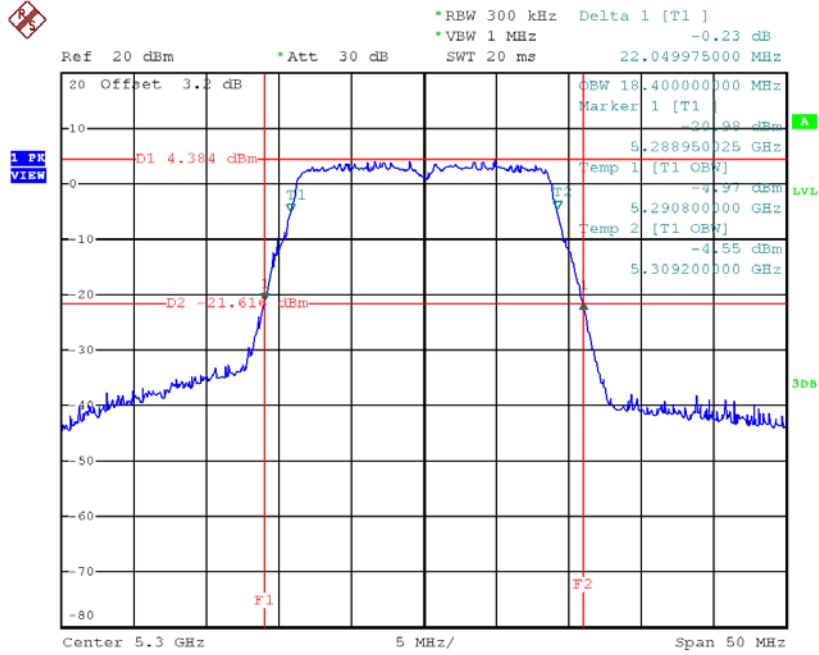
Channel	Frequency (MHz)	26dB Bandwidth (MHz)	99% Occupied Bandwidth (MHz)
CH52	5260	22.29	18.40
CH60	5300	22.05	18.40
CH64	5320	22.05	18.40

TX CH52



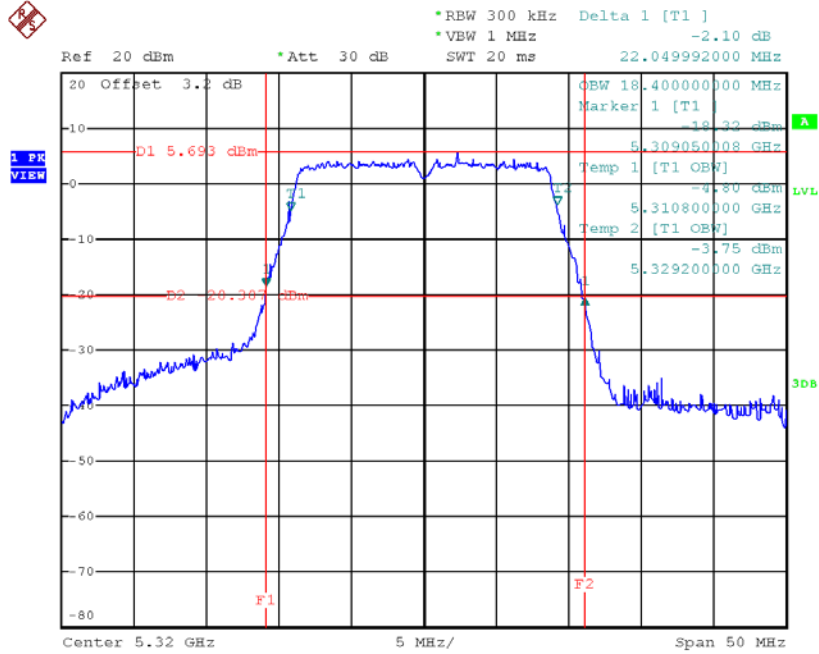
Date: 3.APR.2018 12:14:17

TX CH60



Date: 3.APR.2018 12:15:38

TX CH64

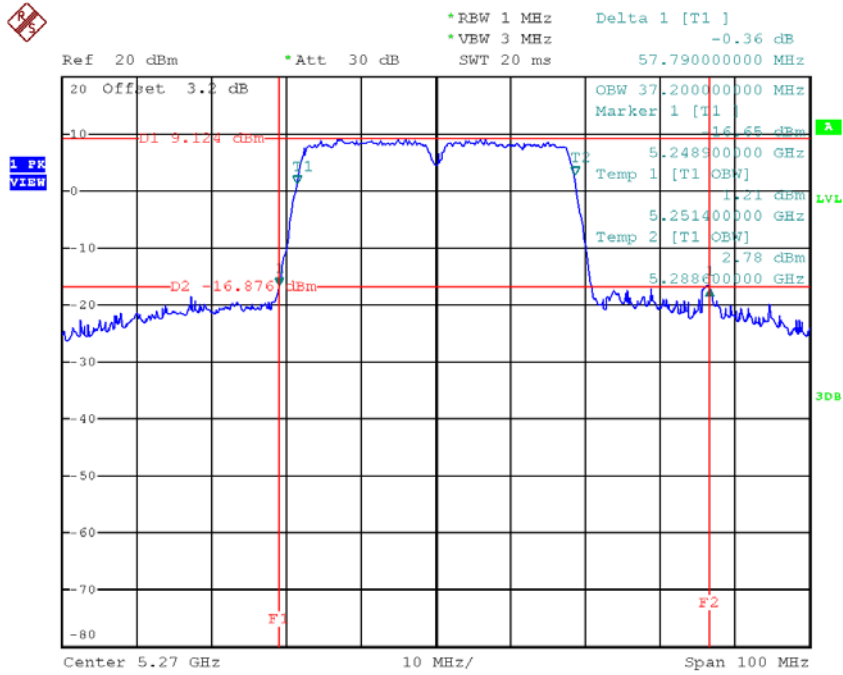


Date: 3.APR.2018 12:16:56

Test Mode: UNII-2A/TX N40 Mode_CH54/CH62

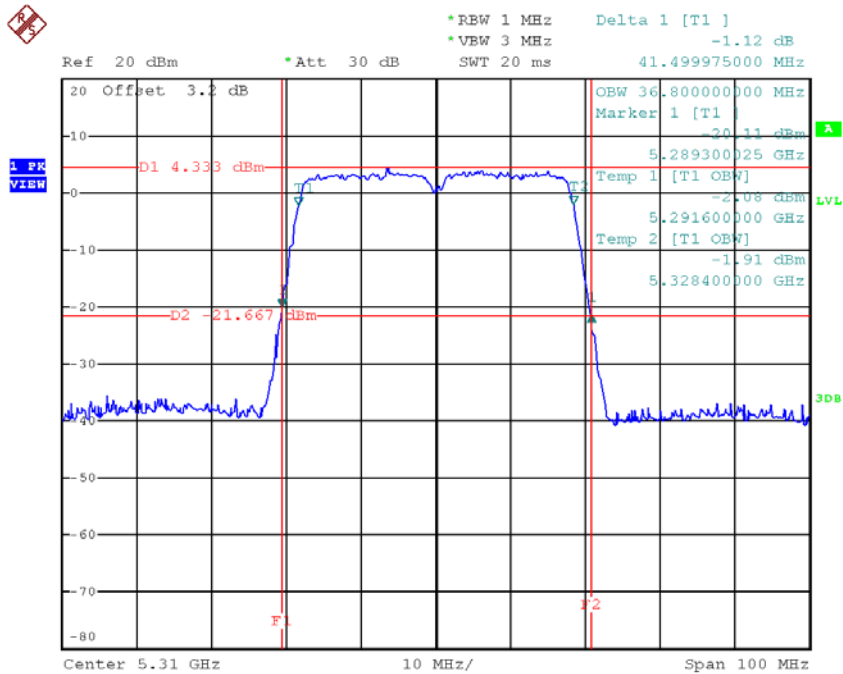
Channel	Frequency (MHz)	26dB Bandwidth (MHz)	99% Occupied Bandwidth (MHz)
CH54	5270	57.79	37.20
CH62	5310	41.50	36.80

TX CH54



Date: 3.APR.2018 12:56:56

TX CH62

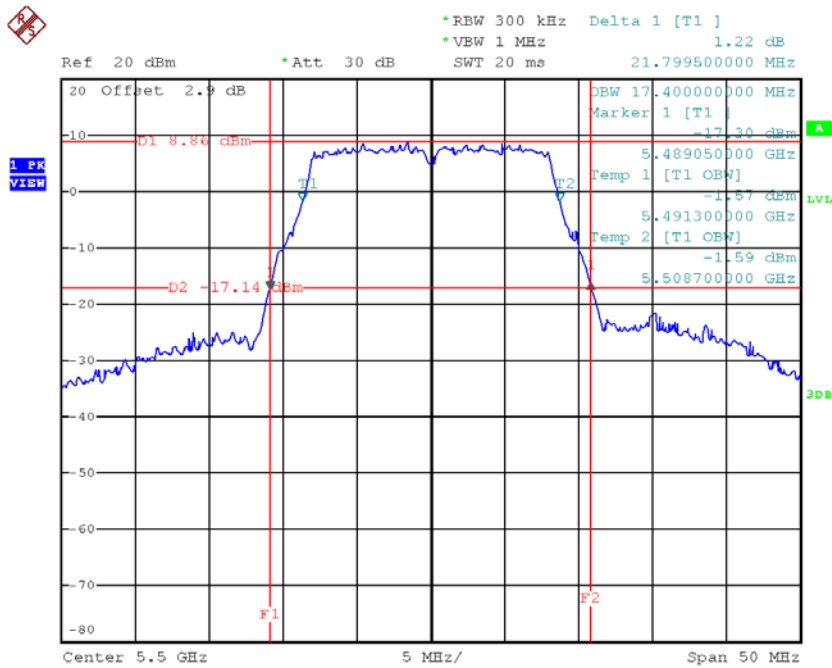


Date: 3.APR.2018 12:58:11

Test Mode: UNII-2C/TX A Mode_CH100/CH116/CH140_ANT1

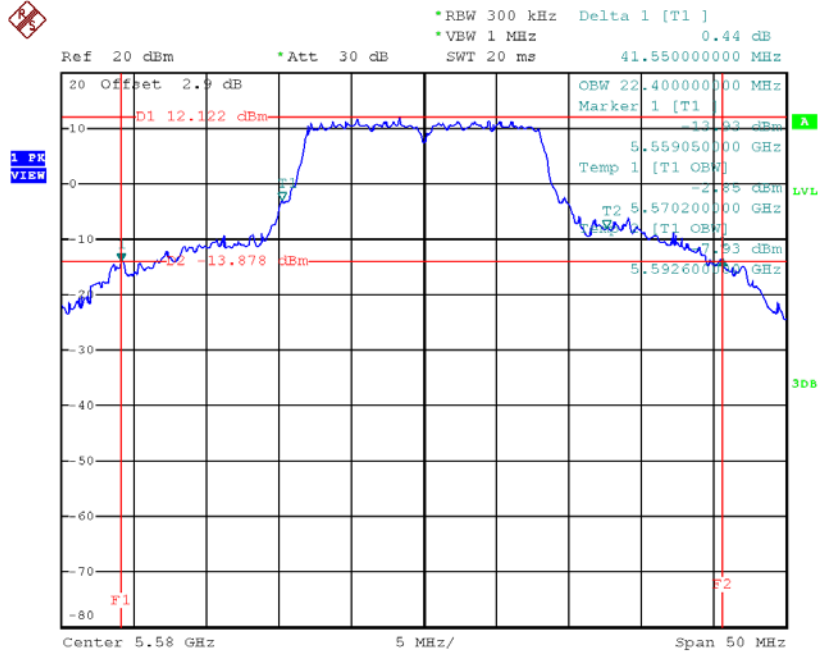
Channel	Frequency (MHz)	26dB Bandwidth (MHz)	99% Occupied Bandwidth (MHz)
CH100	5500	21.80	17.40
CH116	5580	41.55	22.40
CH140	5700	22.01	17.50

TX CH100



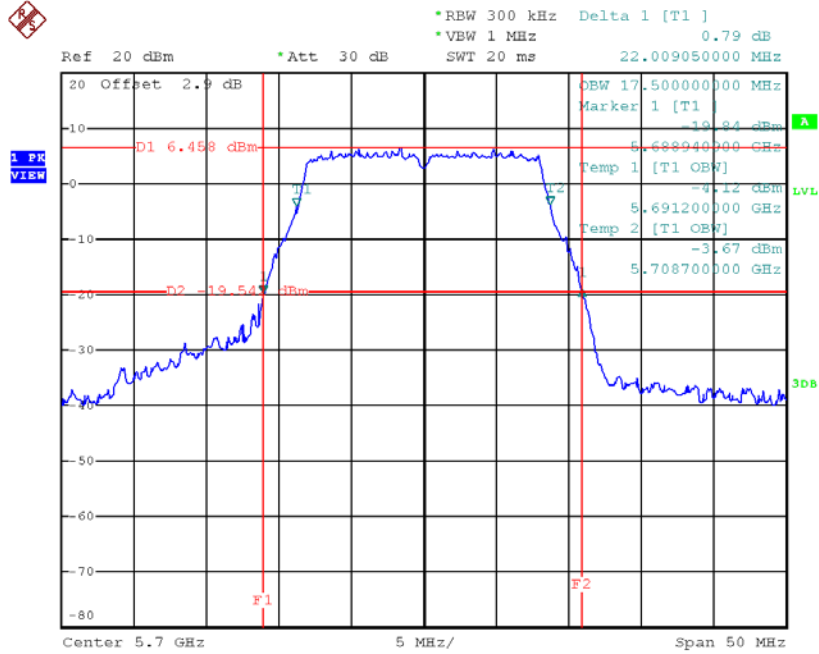
Date: 3.APR.2018 11:56:49

TX CH116



Date: 3.APR.2018 11:58:10

TX CH140

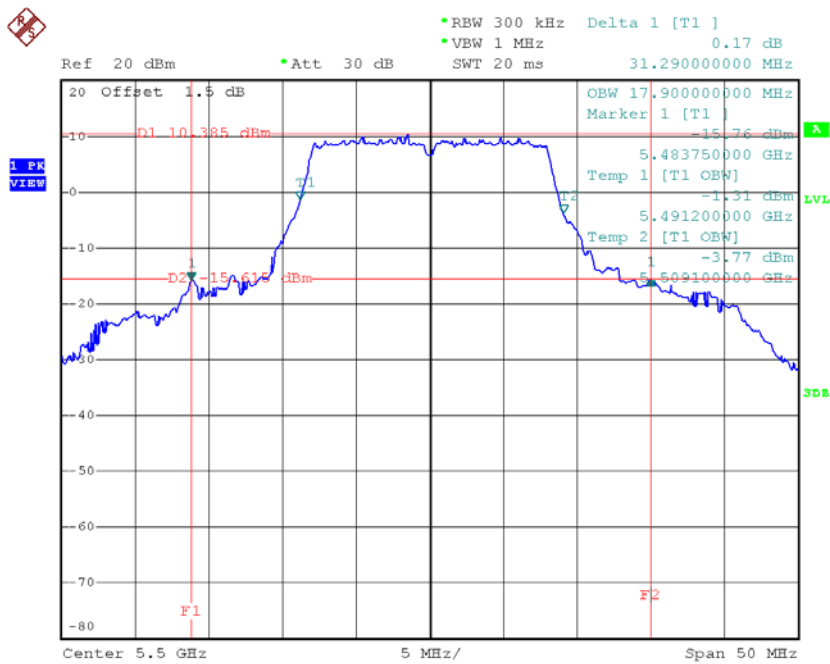


Date: 3.APR.2018 11:59:26

Test Mode: UNII-2C/TX A Mode_CH100/CH116/CH140_ANT2

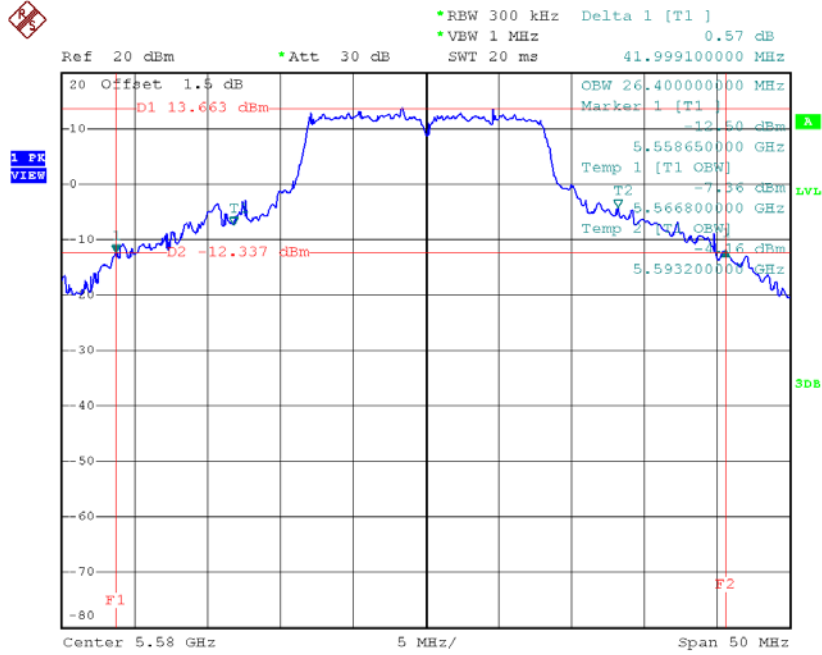
Channel	Frequency (MHz)	26dB Bandwidth (MHz)	99% Occupied Bandwidth (MHz)
CH100	5500	31.29	17.90
CH116	5580	42.00	26.40
CH140	5700	23.71	17.70

TX CH100



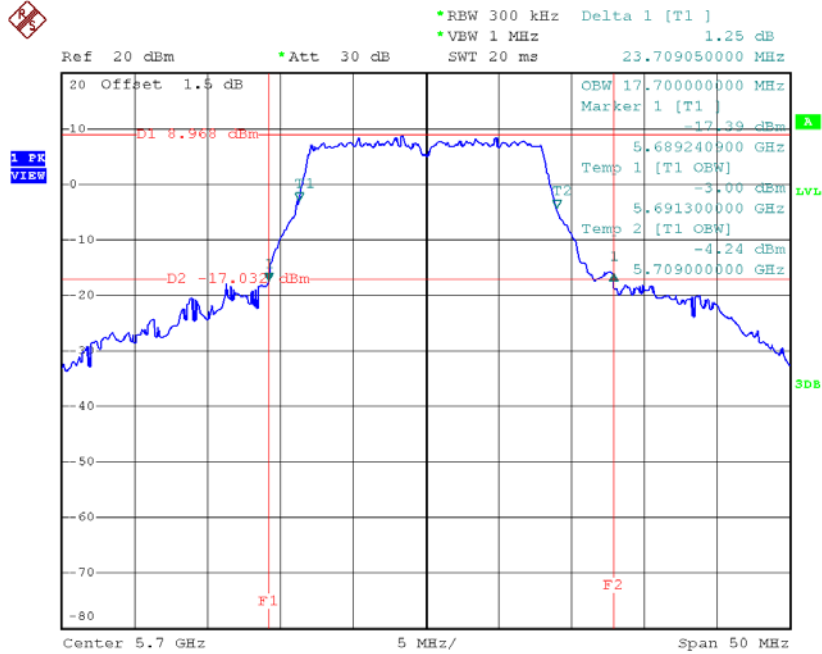
Date: 18.JUN.2016 17:34:21

TX CH116



Date: 18.JUN.2016 17:35:59

TX CH140

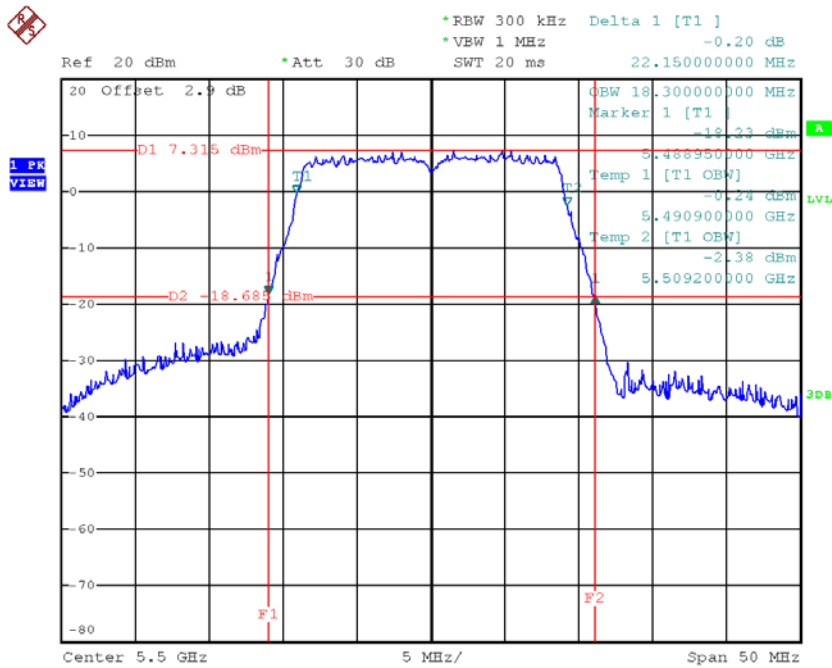


Date: 18.JUN.2016 17:38:39

Remark: This test data is from original report BTL-FCCP-4-1602C038.

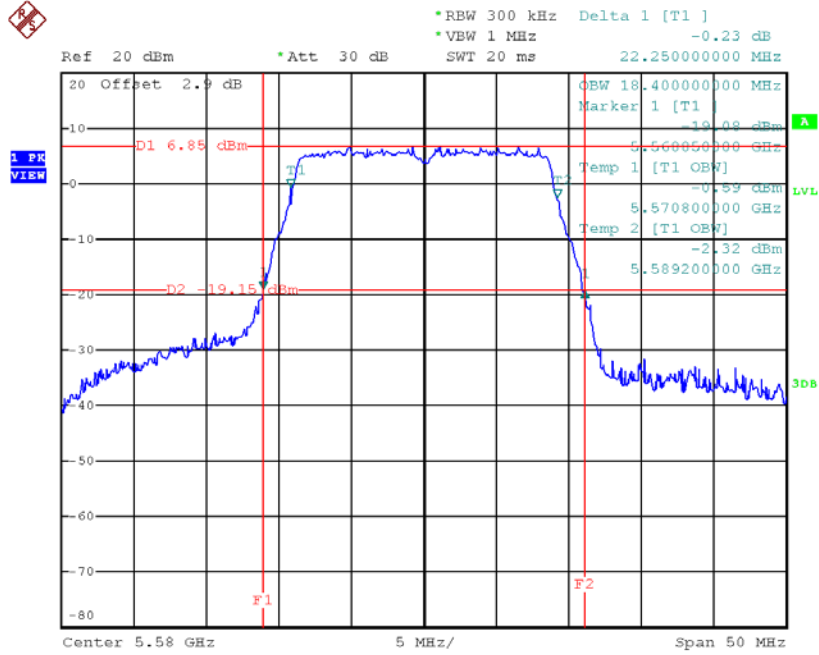
Test Mode: UNII-2C/TX N20 Mode_CH100/CH116/CH140

Channel	Frequency (MHz)	26dB Bandwidth (MHz)	99% Occupied Bandwidth (MHz)
CH100	5500	22.15	18.30
CH116	5580	22.25	18.40
CH140	5700	22.25	18.40

TX CH100


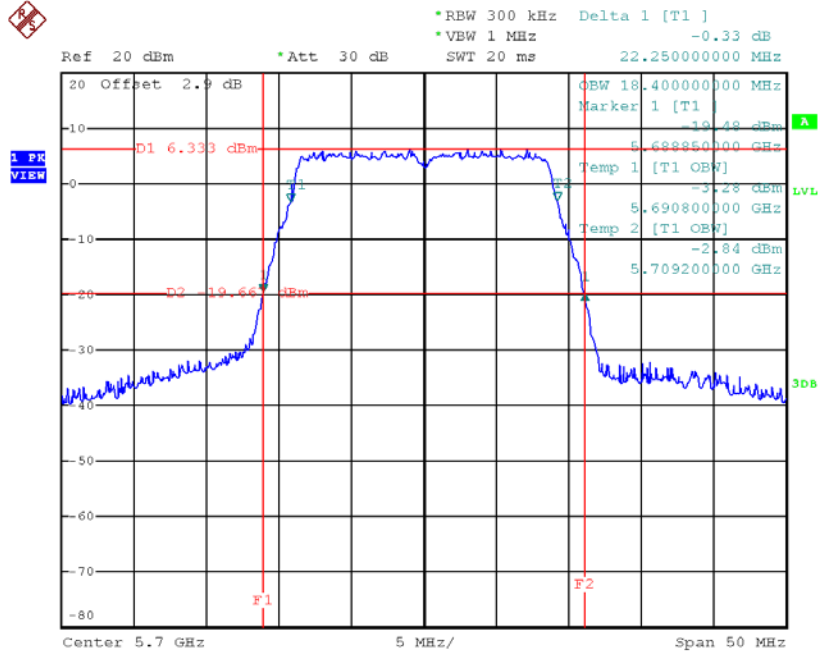
Date: 3.APR.2018 12:19:14

TX CH116



Date: 3.APR.2018 12:20:18

TX CH140

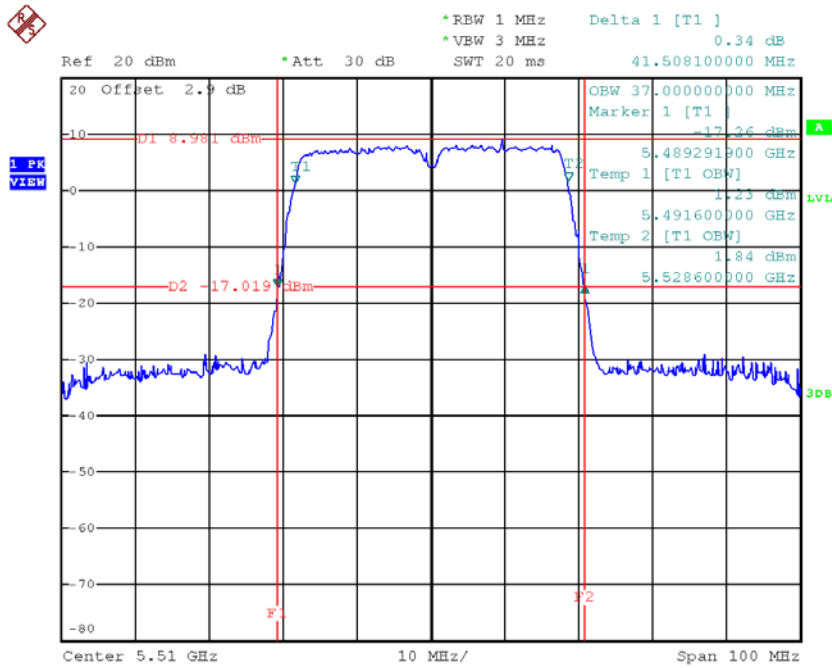


Date: 3.APR.2018 12:21:42

Test Mode: UNII-2C/TX N40 Mode_CH102/CH110/CH134

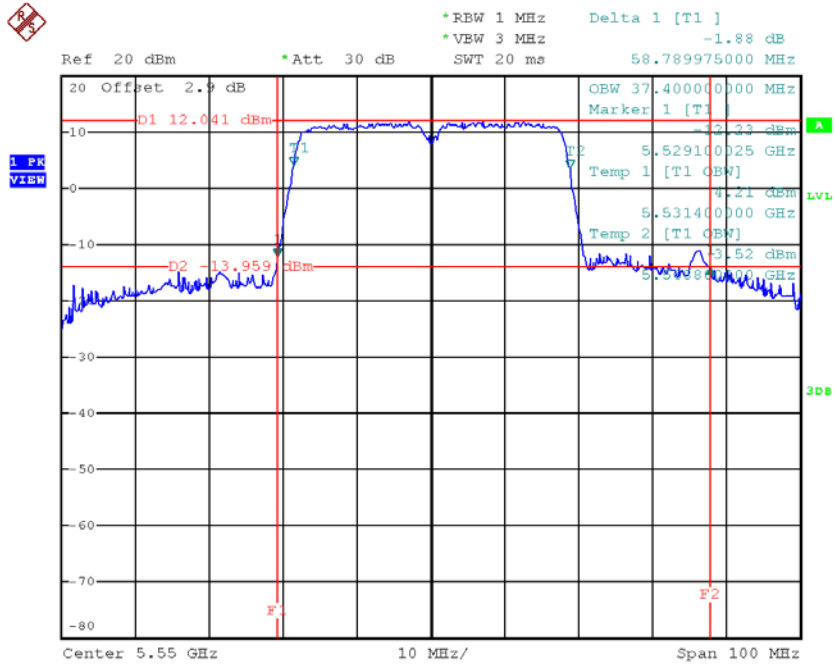
Channel	Frequency (MHz)	26dB Bandwidth (MHz)	99% Occupied Bandwidth (MHz)
CH102	5510	41.51	37.00
CH110	5550	58.79	37.40
CH134	5670	76.00	37.80

TX CH102



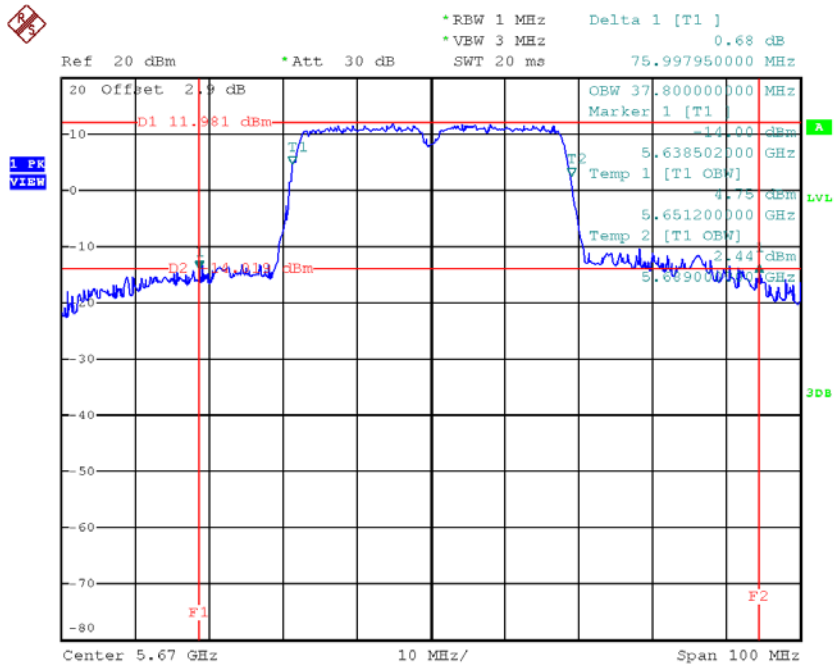
Date: 3.APR.2018 14:57:54

TX CH110



Date: 3.APR.2018 15:03:41

TX CH134

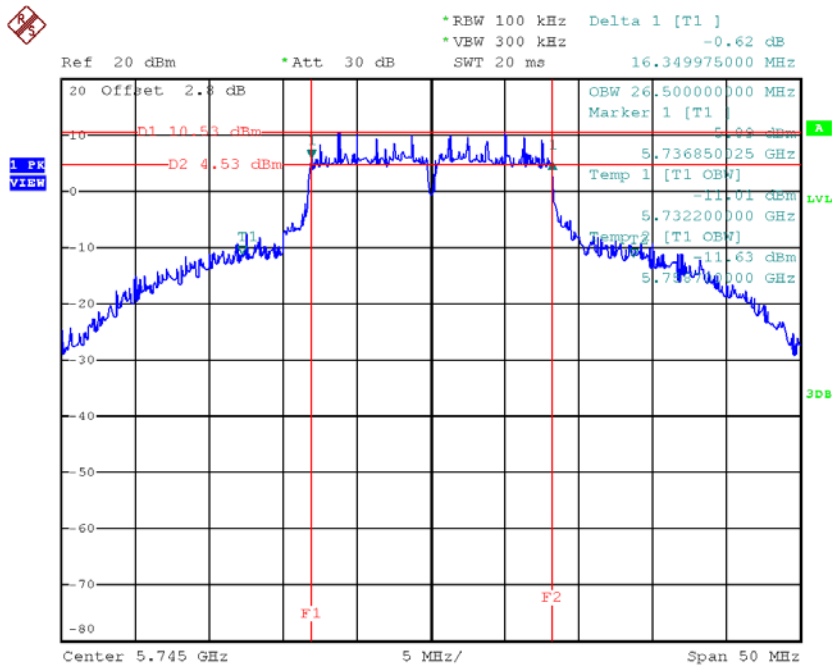


Date: 3.APR.2018 15:07:57

Test Mode: UNII-3/ TX A Mode_CH149/CH157/CH165_ANT1

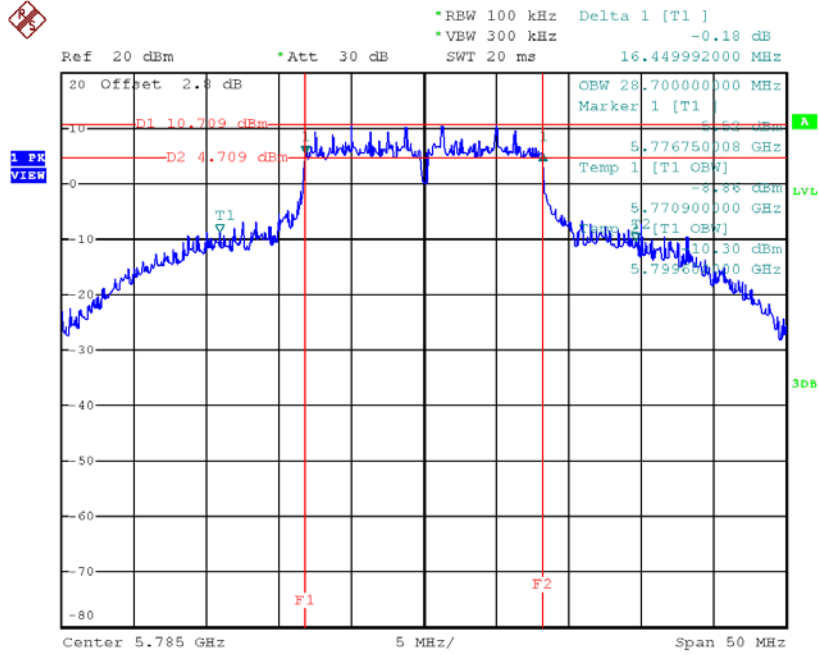
Channel	Frequency (MHz)	6dB Bandwidth (MHz)	99% Occupied Bandwidth (MHz)	Limit (kHz)
CH149	5745	16.35	26.50	>=500
CH157	5785	16.45	28.70	>=500
CH165	5825	16.45	30.00	>=500

TX CH 149



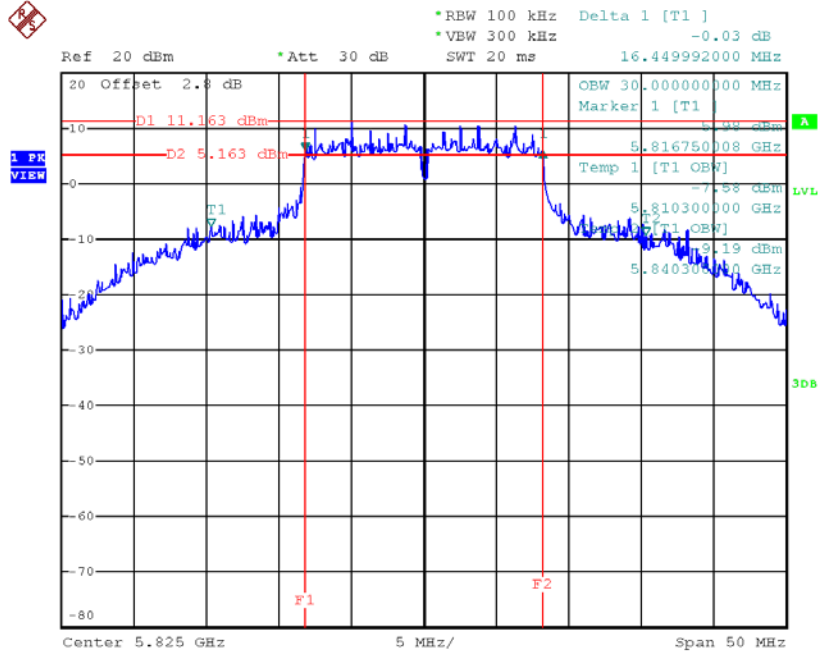
Date: 3.APR.2018 12:01:10

TX CH 157



Date: 3.APR.2018 12:02:28

TX CH 165

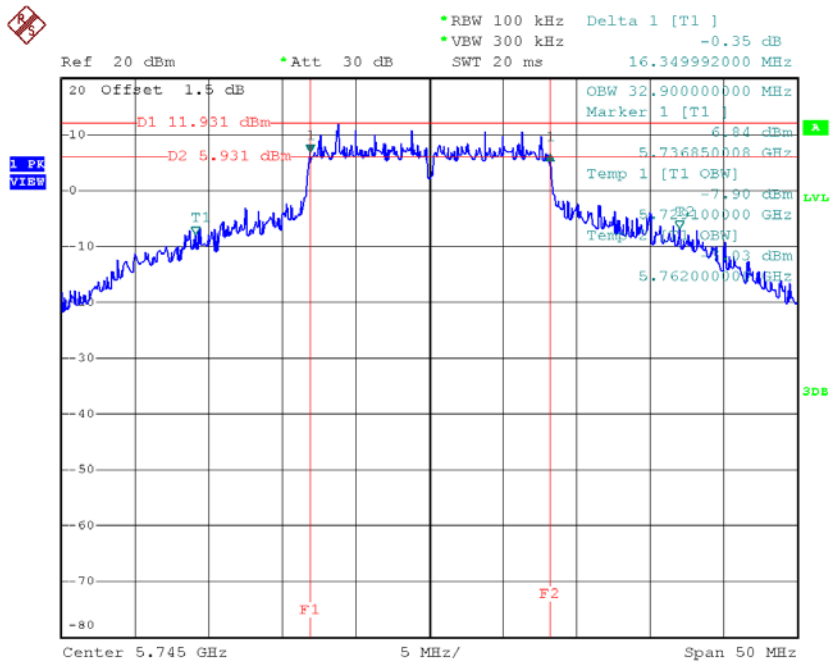


Date: 3.APR.2018 12:03:26

Test Mode: UNII-3/ TX A Mode_CH149/CH157/CH165_ANT2

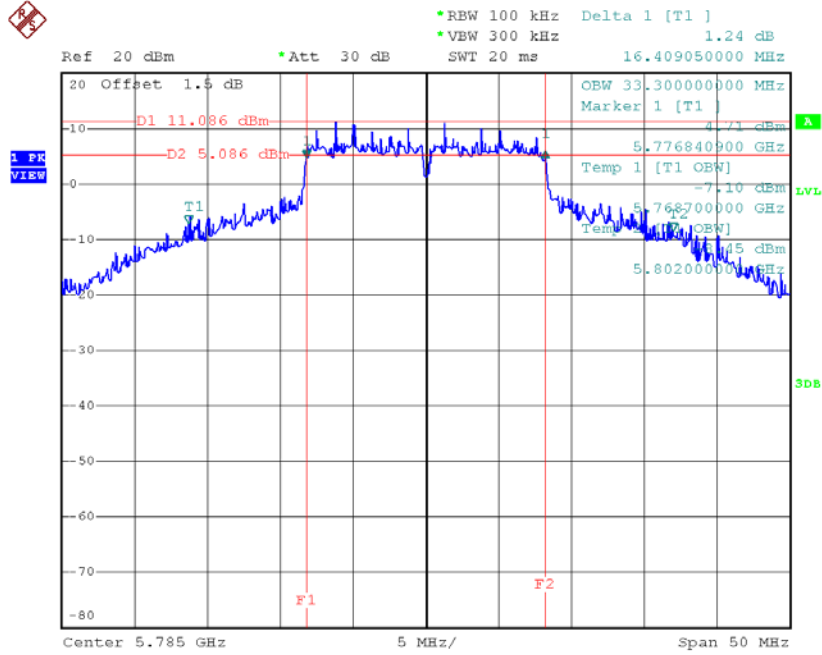
Channel	Frequency (MHz)	6dB Bandwidth (MHz)	99% Occupied Bandwidth (MHz)	Limit (kHz)
CH149	5745	16.35	32.90	>=500
CH157	5785	16.41	33.30	>=500
CH165	5825	16.35	34.30	>=500

TX CH 149



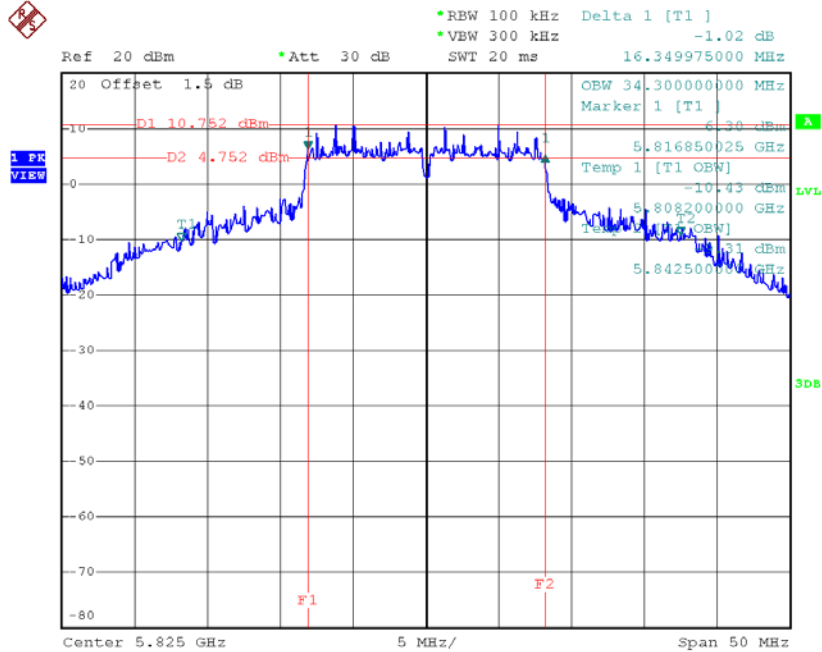
Date: 18.JUN.2016 17:39:35

TX CH 157



Date: 18.JUN.2016 17:42:39

TX CH 165



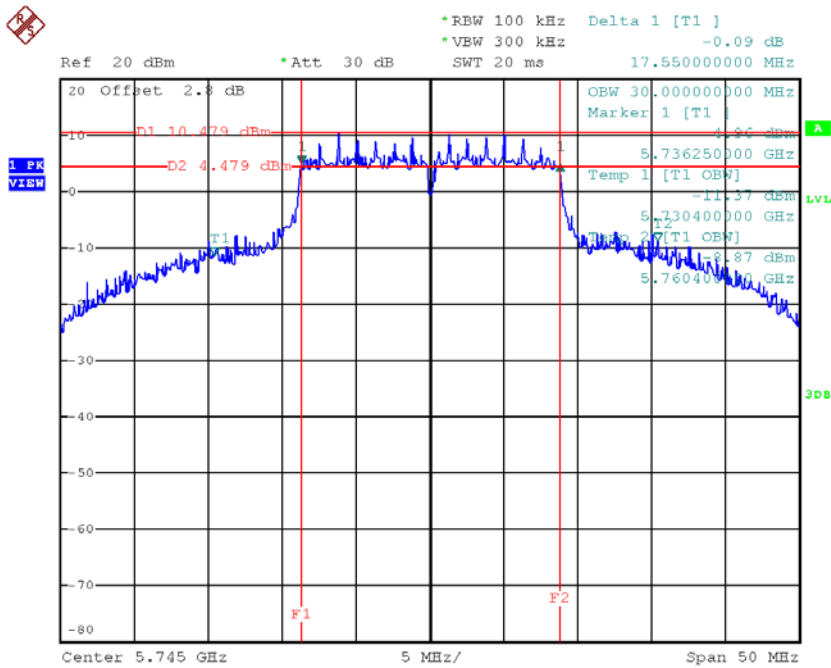
Date: 18.JUN.2016 17:43:55

Remark: This test data is from original report BTL-FCCP-4-1602C038.

Test Mode: UNII-3/ TX N20 Mode_CH149/CH157/CH165

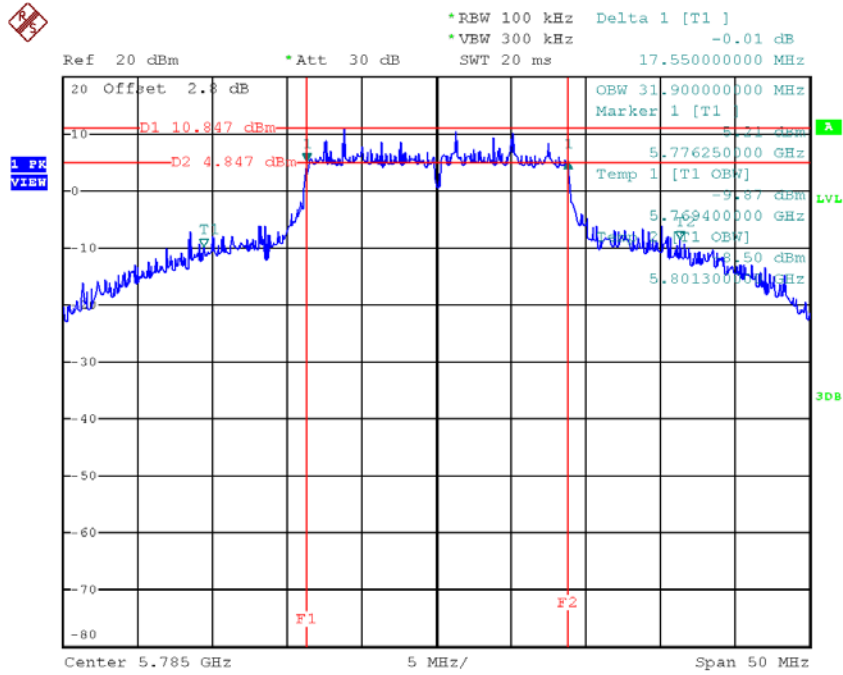
Channel	Frequency (MHz)	6dB Bandwidth (MHz)	99% Occupied Bandwidth (MHz)	Limit (kHz)
CH149	5745	17.55	30.00	>=500
CH157	5785	17.55	31.90	>=500
CH165	5825	17.59	30.50	>=500

TX CH 149



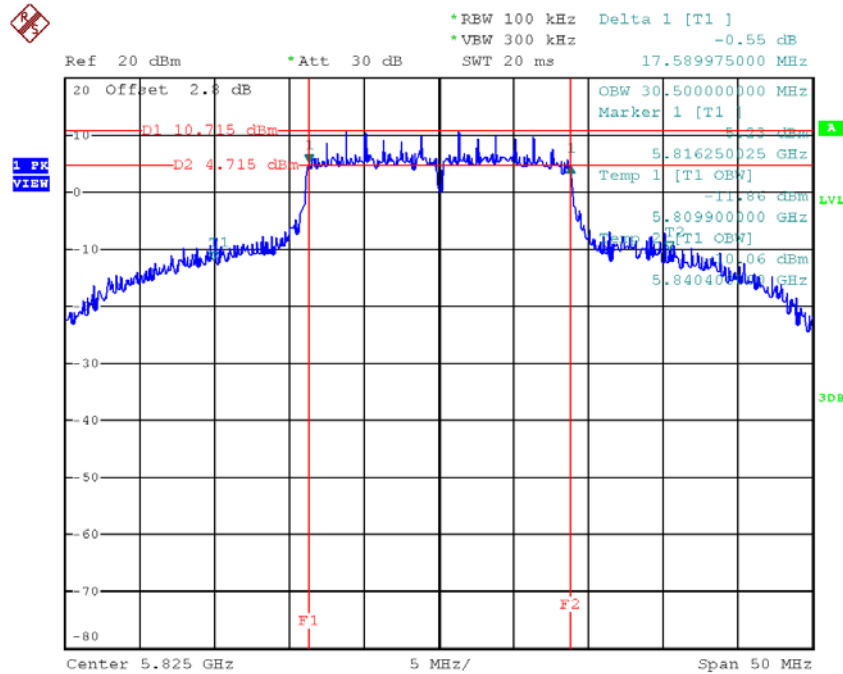
Date: 3.APR.2018 12:23:36

TX CH 157



Date: 3.APR.2018 12:24:53

TX CH 165

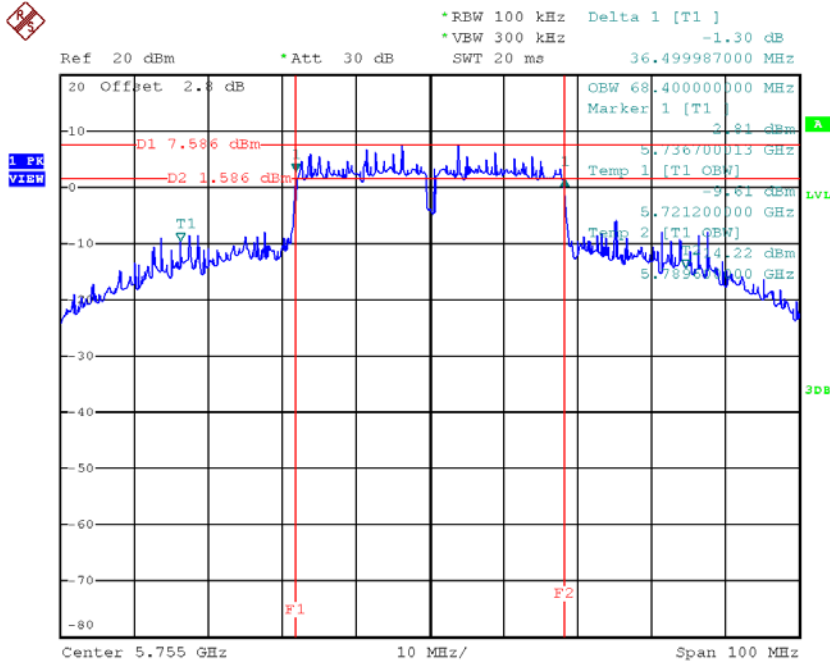


Date: 3.APR.2018 12:28:18

Test Mode: UNII-3/ TX N40 Mode_CH151/CH159

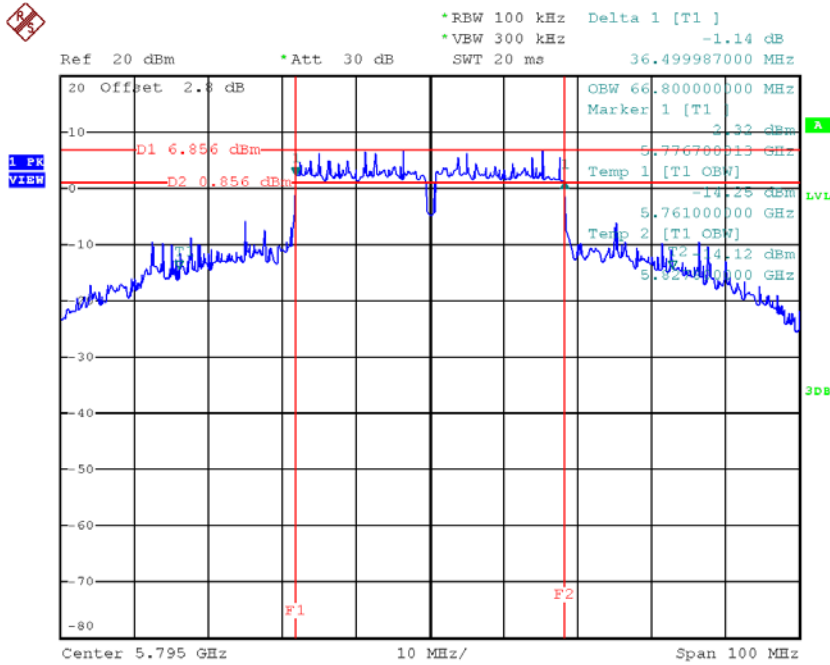
Channel	Frequency (MHz)	6dB Bandwidth (MHz)	99% Occupied Bandwidth (MHz)	Limit (kHz)
CH151	5755	36.50	68.40	≥ 500
CH159	5795	36.50	66.80	≥ 500

TX CH 151



Date: 3.APR.2018 15:10:55

TX CH 159

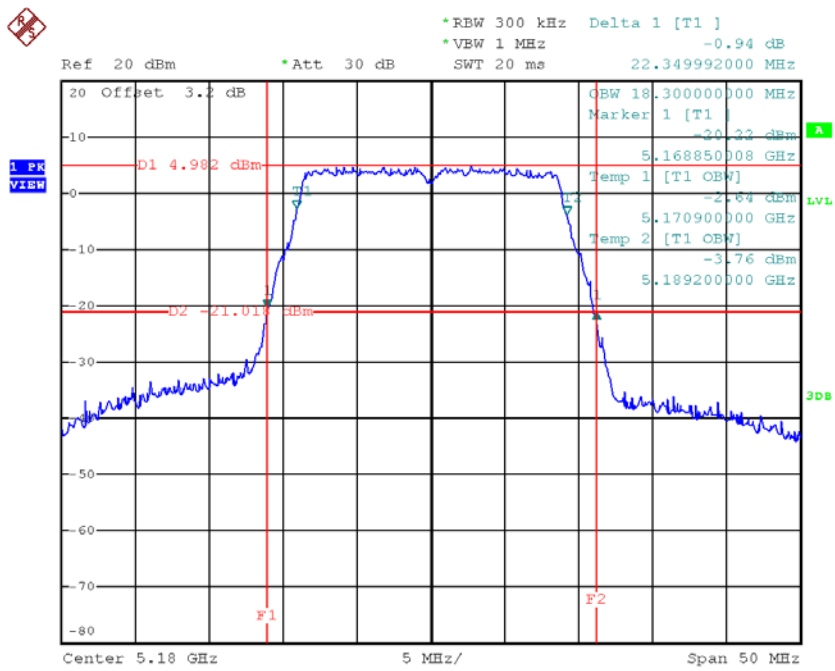


Date: 3.APR.2018 15:12:26

Test Mode: UNII-1/TX AC20 Mode_CH36/CH40/CH48

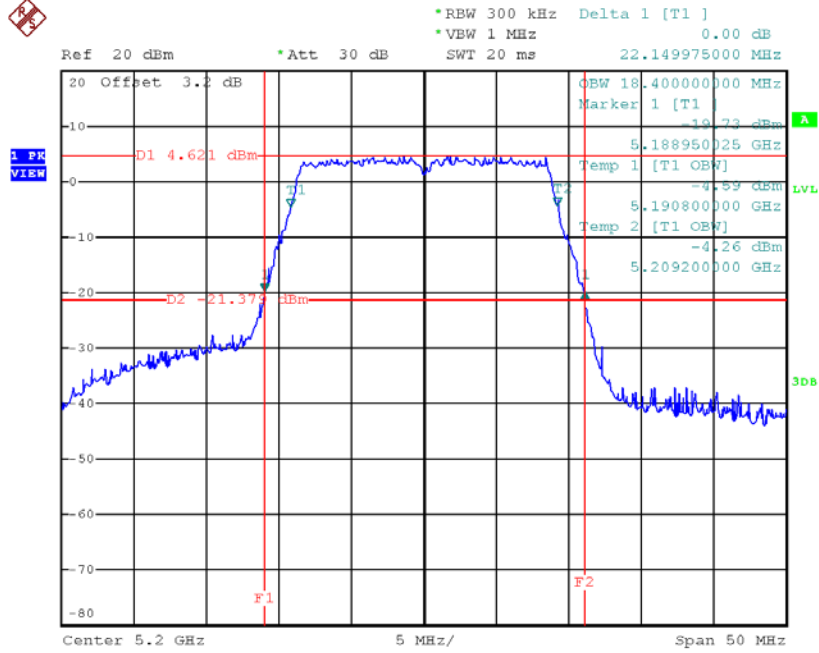
Channel	Frequency (MHz)	26dB Bandwidth (MHz)	99% Occupied Bandwidth (MHz)
CH36	5180	22.35	18.30
CH40	5200	22.15	18.40
CH48	5240	22.16	18.40

TX CH36



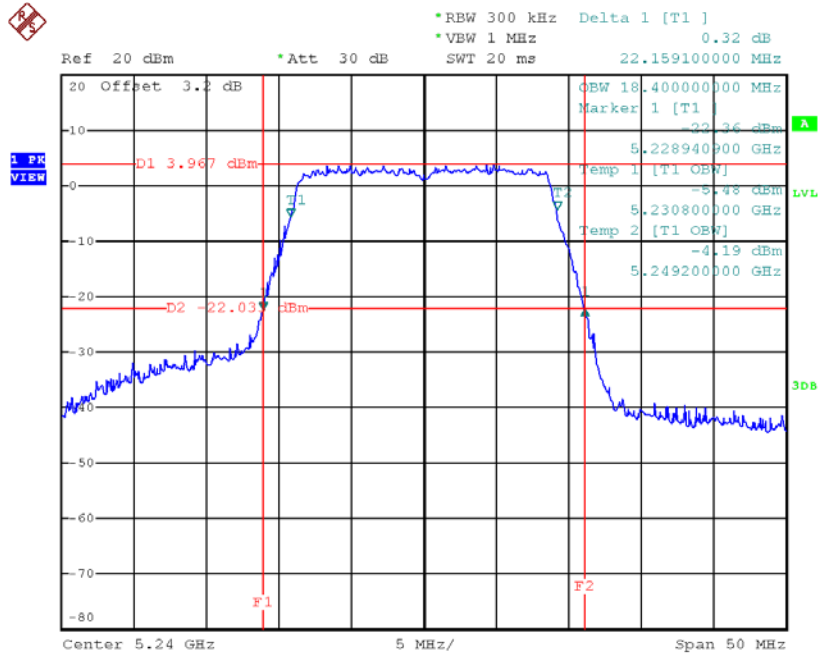
Date: 3.APR.2018 12:33:22

TX CH40



Date: 3.APR.2018 12:35:01

TX CH48

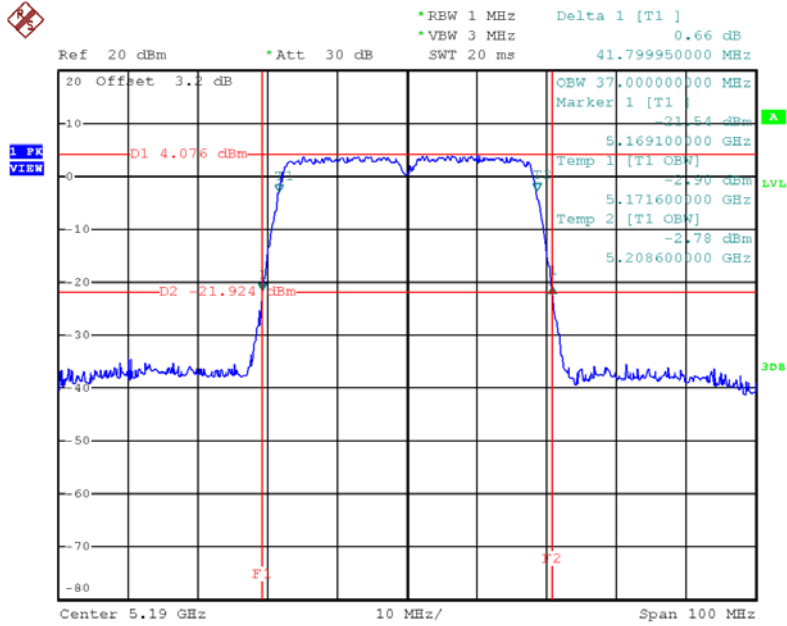


Date: 3.APR.2018 12:36:56

Test Mode: UNII-1/TX AC40 Mode_CH38/CH46

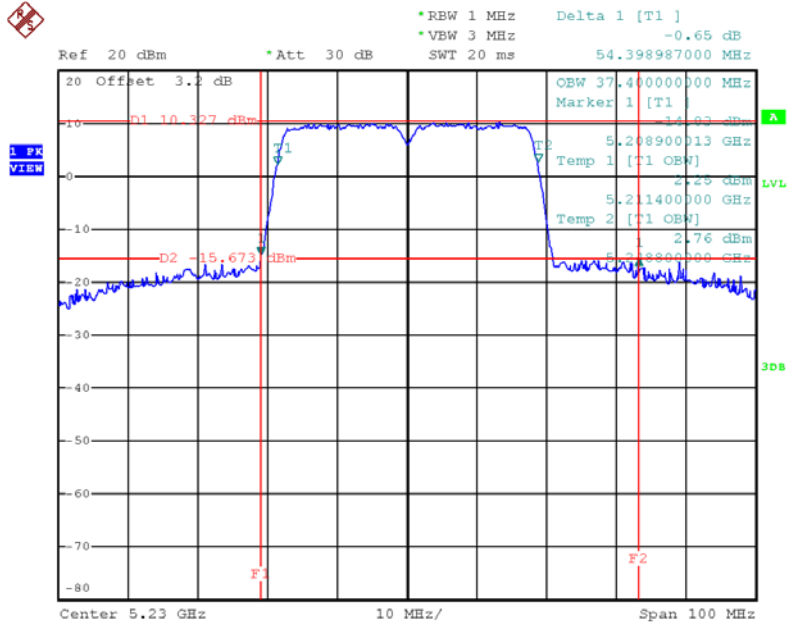
Channel	Frequency (MHz)	26dB Bandwidth (MHz)	99% Occupied Bandwidth (MHz)
CH38	5190	41.80	37.00
CH46	5230	54.40	37.40

TX CH38



Date: 3.APR.2018 15:15:56

TX CH46

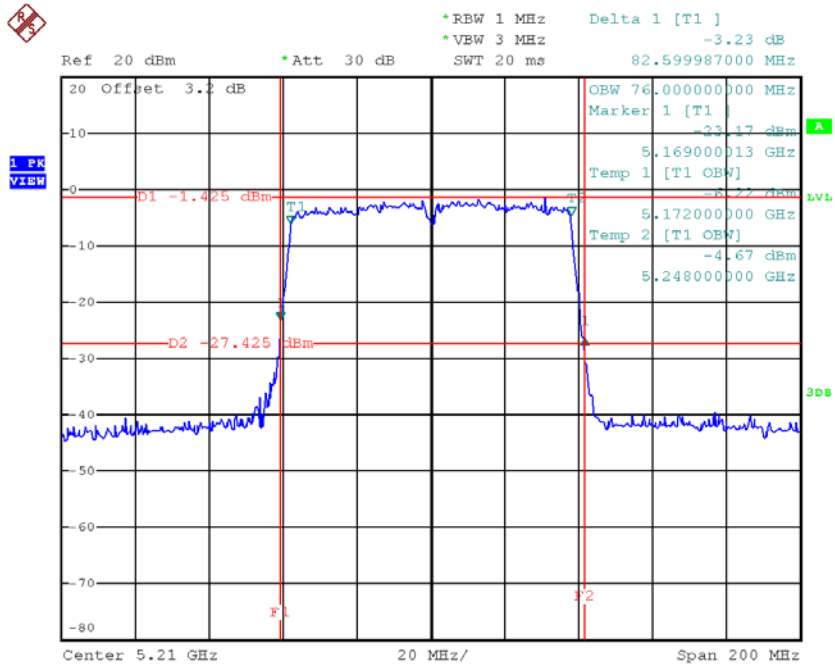


Date: 3.APR.2018 15:19:43

Test Mode: UNII-1/TX AC80 Mode_CH42

Channel	Frequency (MHz)	26dB Bandwidth (MHz)	99% Occupied Bandwidth (MHz)
CH42	5210	82.60	76.00

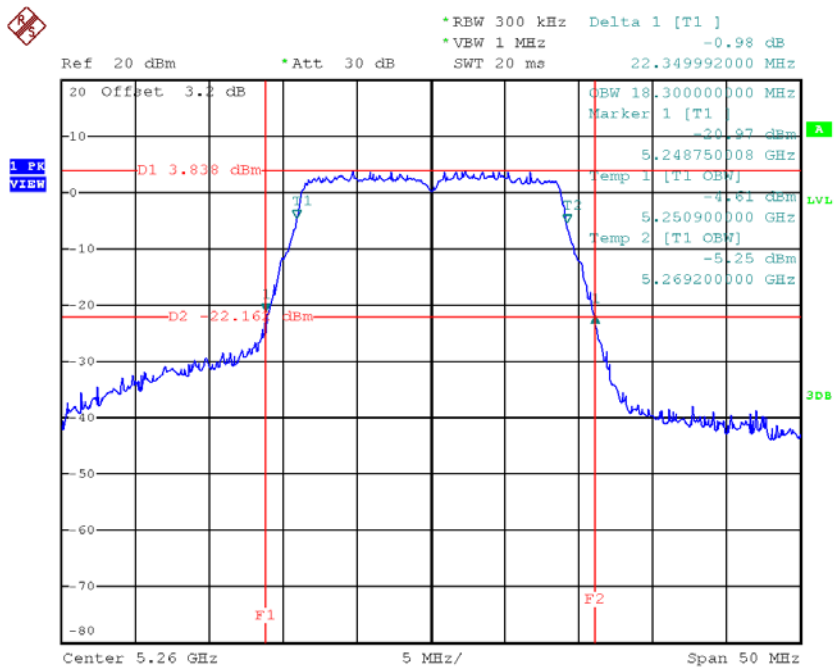
TX CH42



Date: 3.APR.2018 15:47:05

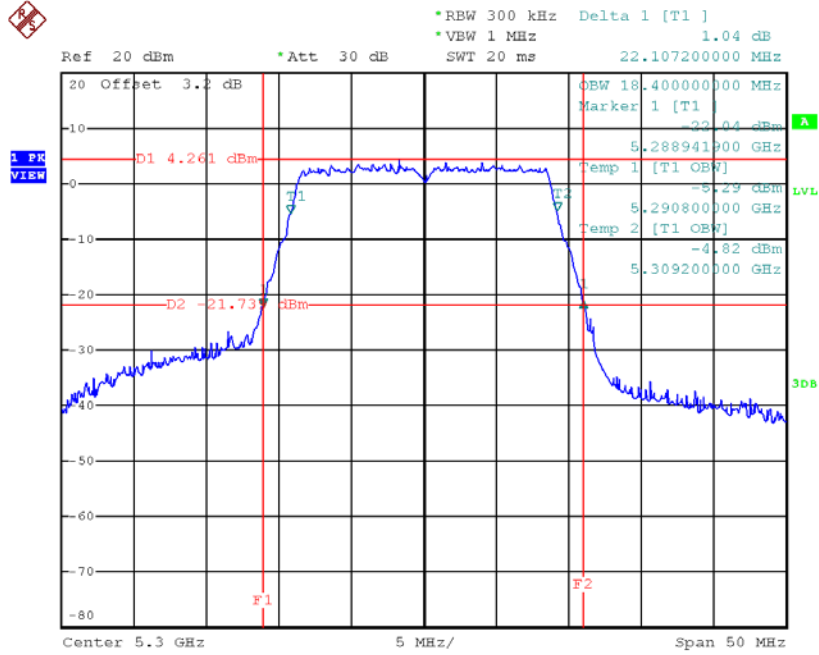
Test Mode: UNII-2A/TX AC20 Mode_CH52/CH60/CH64

Channel	Frequency (MHz)	26dB Bandwidth (MHz)	99% Occupied Bandwidth (MHz)
CH52	5260	22.35	18.30
CH60	5300	22.11	18.40
CH64	5320	22.05	18.40

TX CH52


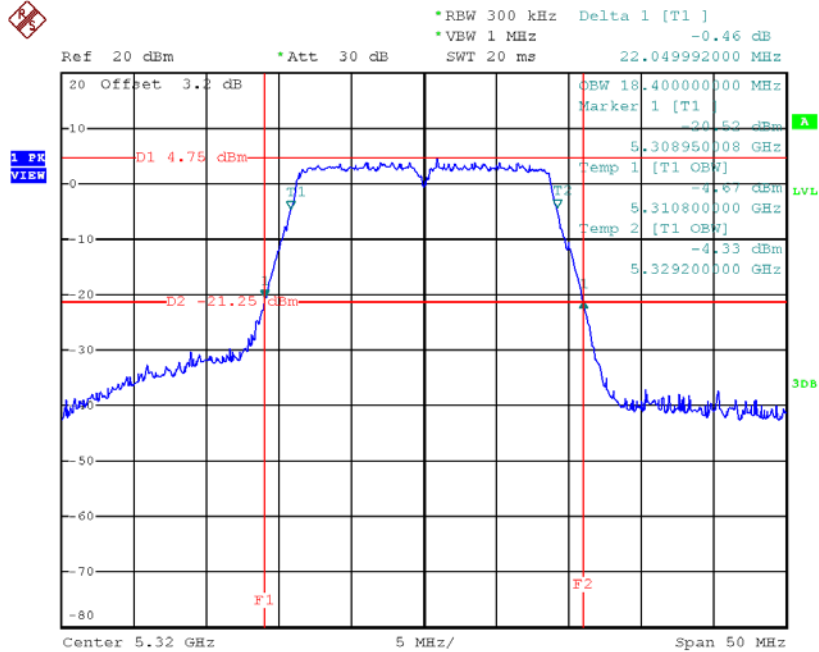
Date: 3.APR.2018 12:38:43

TX CH60



Date: 3.APR.2018 12:39:33

TX CH64

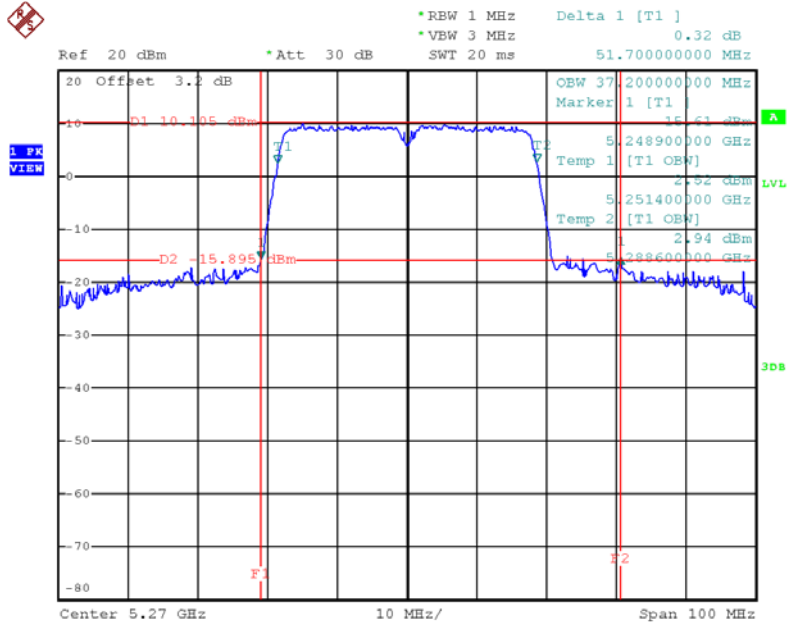


Date: 3.APR.2018 12:40:18

Test Mode: UNII-2A/TX AC40 Mode_CH54/CH62

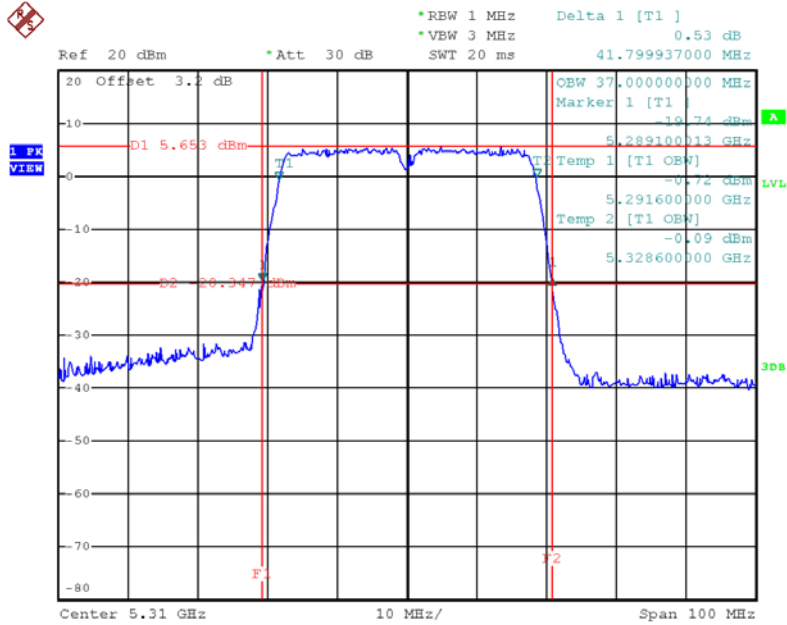
Channel	Frequency (MHz)	26dB Bandwidth (MHz)	99% Occupied Bandwidth (MHz)
CH54	5270	51.70	37.20
CH62	5310	41.80	37.00

TX CH54



Date: 3.APR.2018 15:21:09

TX CH62

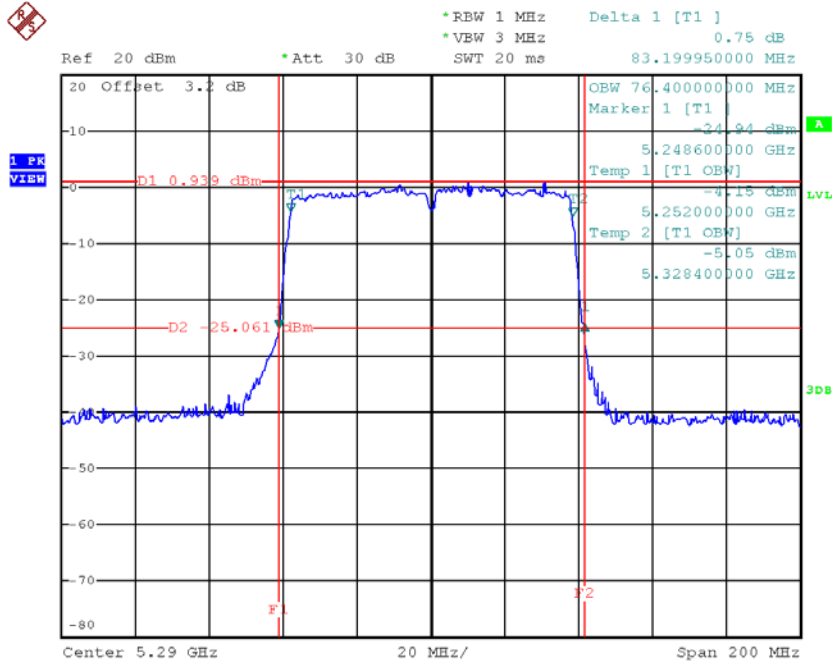


Date: 3.APR.2018 15:22:07

Test Mode: UNII-2A/TX AC80 Mode_CH58

Channel	Frequency (MHz)	26dB Bandwidth (MHz)	99% Occupied Bandwidth (MHz)
CH58	5290	83.20	76.40

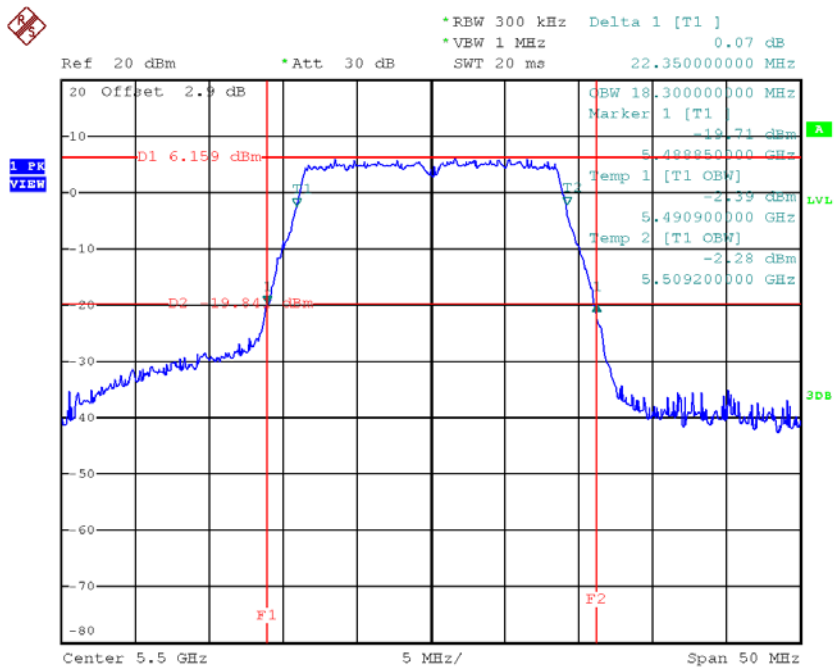
TX CH58



Date: 3.APR.2018 15:48:00

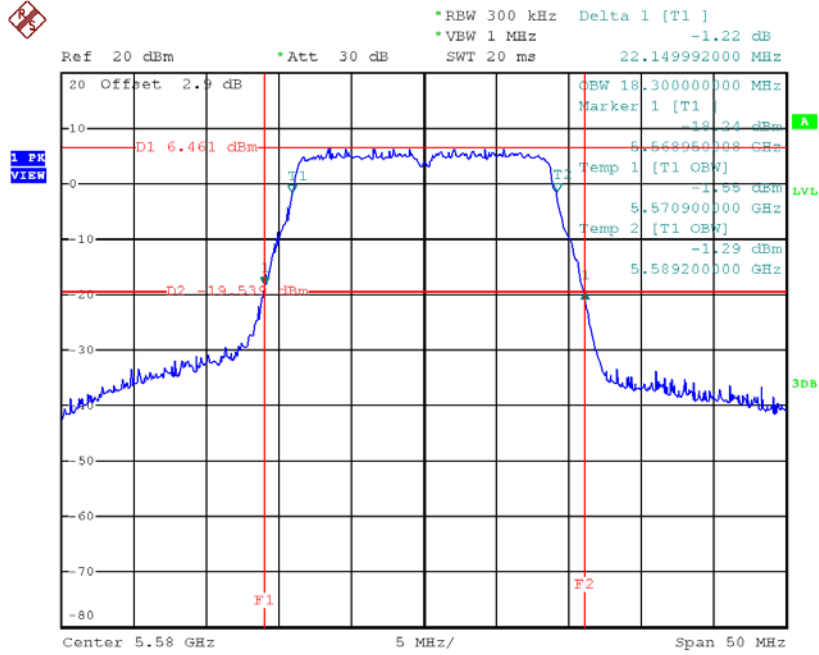
Test Mode: UNII-2C/TX AC20 Mode_CH100/CH116/CH140

Channel	Frequency (MHz)	26dB Bandwidth (MHz)	99% Occupied Bandwidth (MHz)
CH100	5500	22.35	18.30
CH116	5580	22.15	18.30
CH140	5700	22.10	18.40

TX CH100


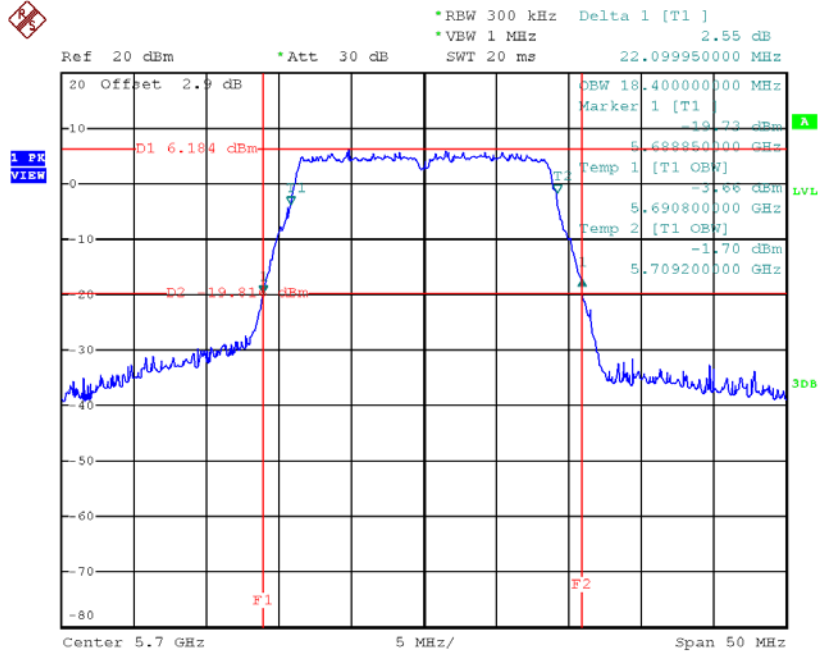
Date: 3.APR.2018 12:42:35

TX CH116



Date: 3.APR.2018 12:43:50

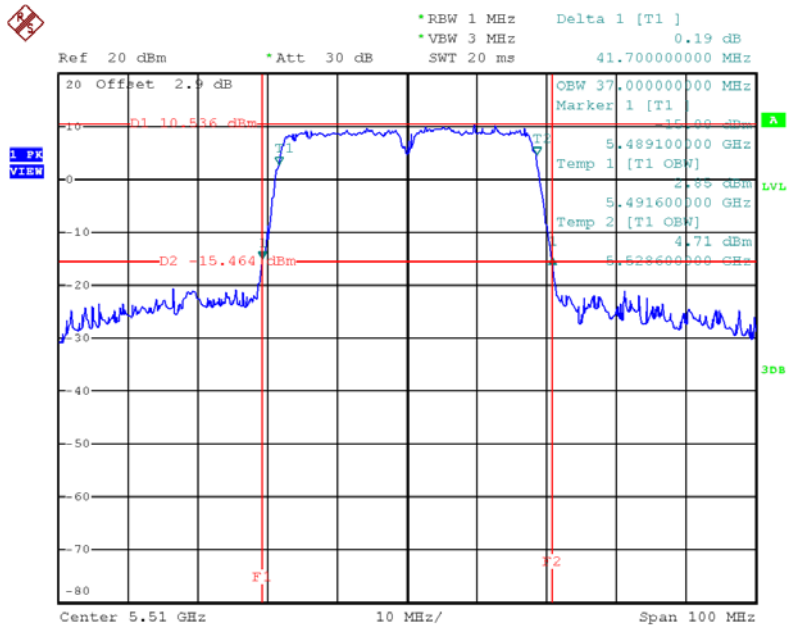
TX CH140



Date: 3.APR.2018 12:44:46

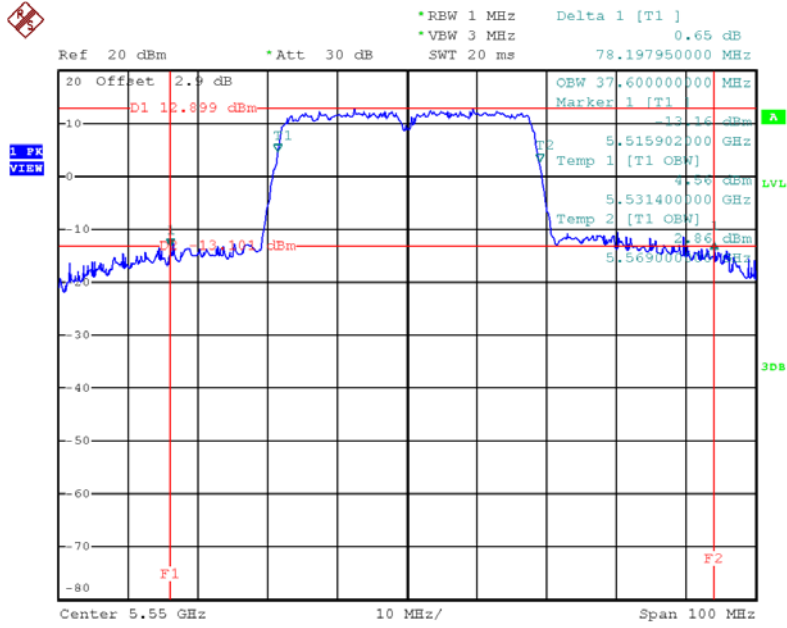
Test Mode: UNII-2C/TX AC40 Mode_CH102/CH110/CH134

Channel	Frequency (MHz)	26dB Bandwidth (MHz)	99% Occupied Bandwidth (MHz)
CH102	5510	41.70	37.00
CH110	5550	78.20	37.60
CH134	5670	50.00	37.40

TX CH102


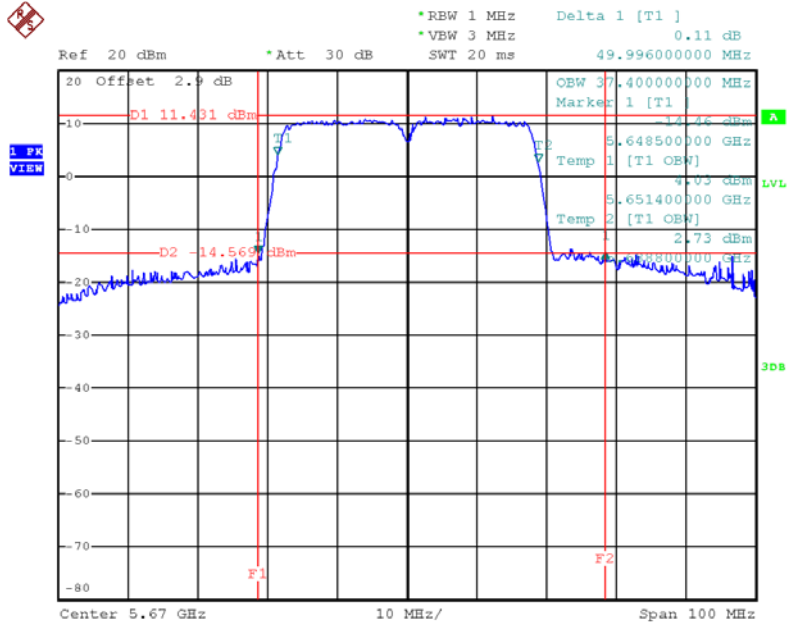
Date: 3.APR.2018 15:23:34

TX CH110



Date: 3.APR.2018 15:26:09

TX CH134

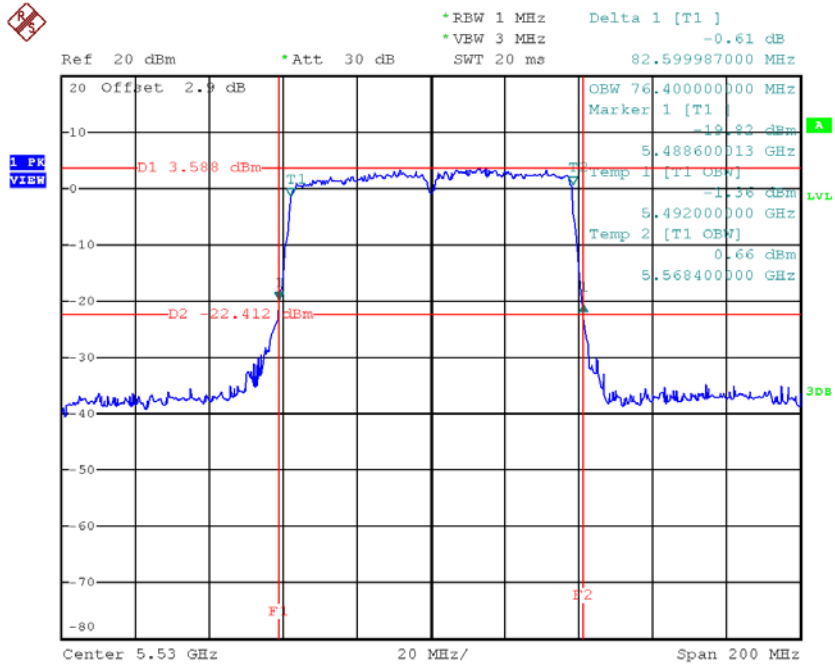


Date: 3.APR.2018 15:31:54

Test Mode: UNII-2C/TX AC80 Mode_CH106/CH122

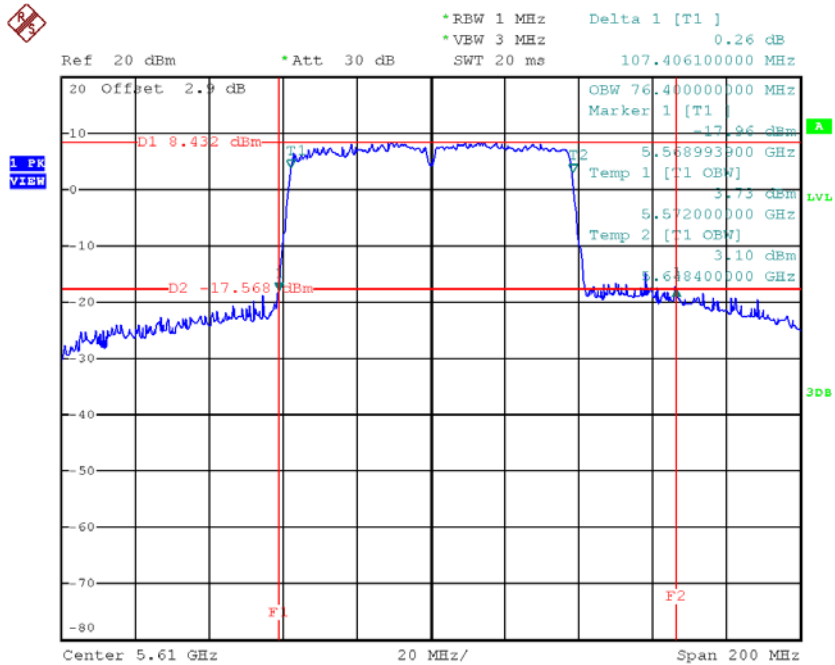
Channel	Frequency (MHz)	26dB Bandwidth (MHz)	99% Occupied Bandwidth (MHz)
CH106	5530	82.60	76.40
CH122	5610	107.41	76.40

TX CH106



Date: 3.APR.2018 15:57:09

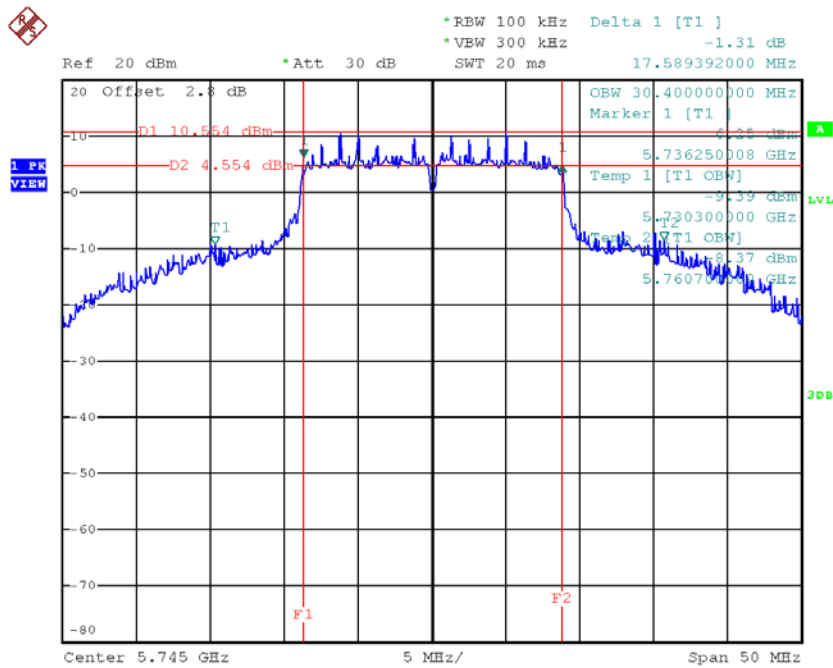
TX CH122



Date: 3.APR.2018 15:58:08

Test Mode: UNII-3/ TX AC20 Mode_CH149/CH157/CH165

Channel	Frequency (MHz)	6dB Bandwidth (MHz)	99% Occupied Bandwidth (MHz)	Limit (kHz)
CH149	5745	17.59	30.40	>=500
CH157	5785	17.30	32.10	>=500
CH165	5825	17.55	30.40	>=500

TX CH 149


Date: 3.APR.2018 12:47:00