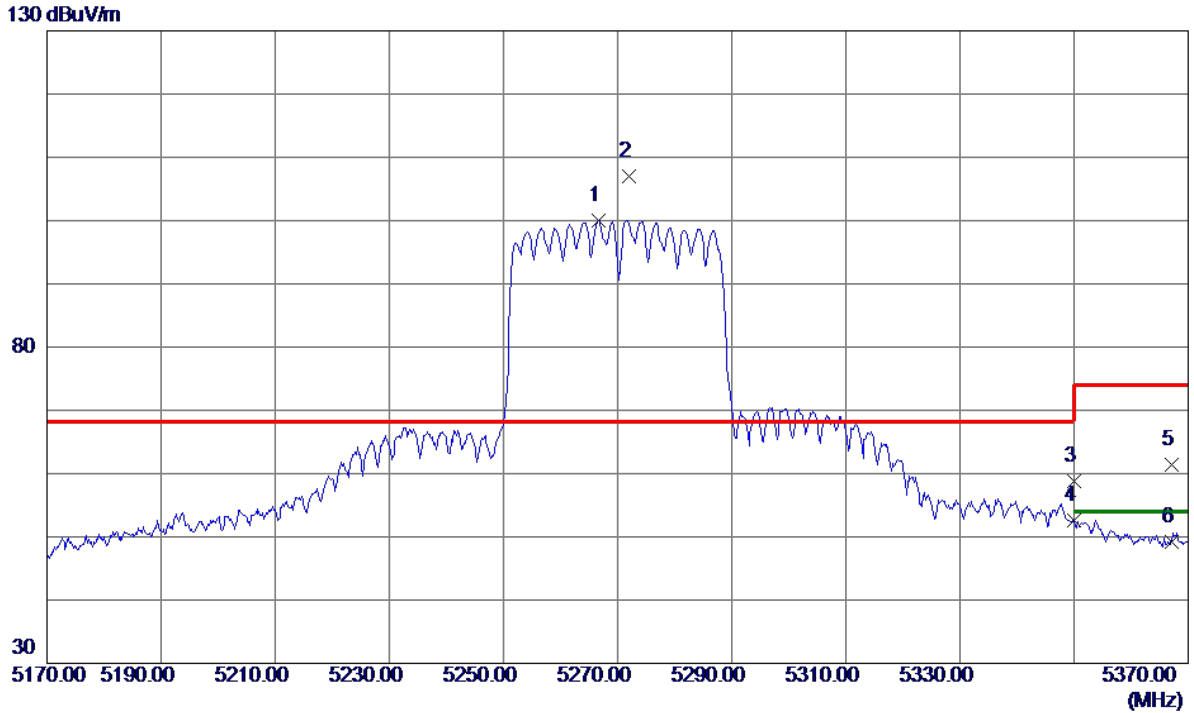


Orthogonal Axis :	X
Test Mode :	UNII-2A/ TX N40 Mode 5270MHz

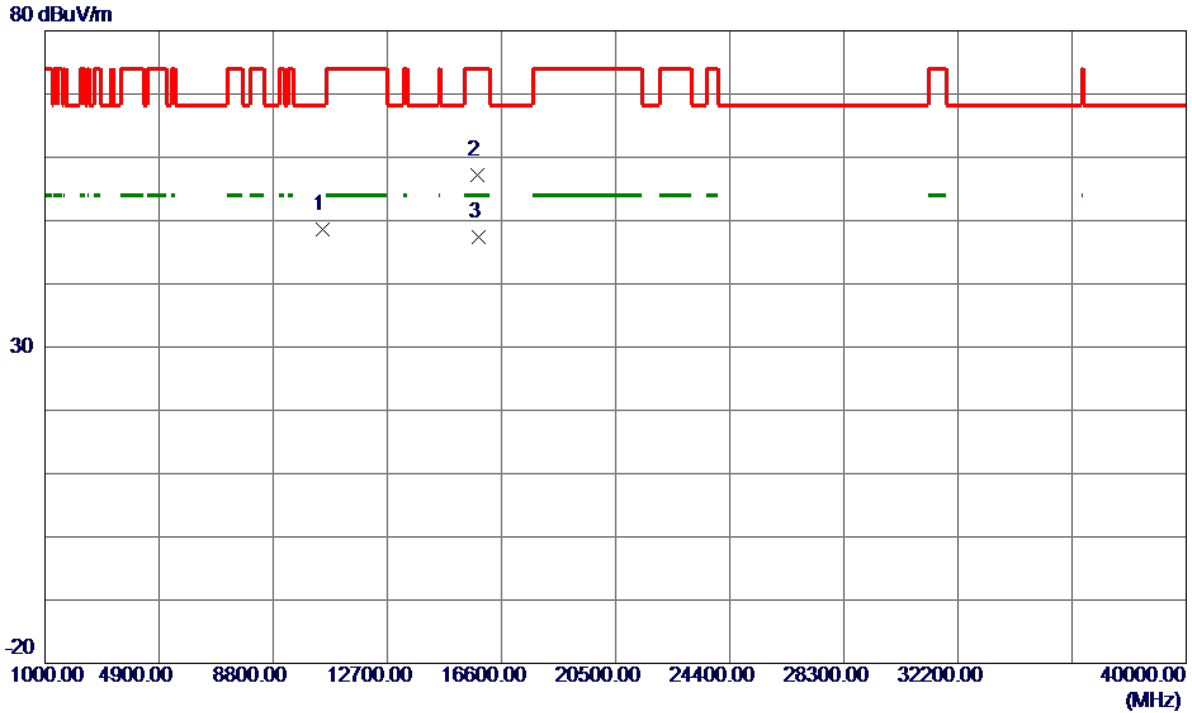
**Horizontal**



No.	Freq. MHz	Reading Level dBuV/m	Correct Factor dB	Measure ment dBuV/m	Limit dBuV/m	Margin dB	Detector	Comment
1	5266.6000	81.19	18.90	100.09	999.00	-898.91	AVG	No Limit
2 *	5272.0000	88.03	18.93	106.96	68.30	38.66	Peak	No Limit
3	5350.0000	39.48	19.40	58.88	74.00	-15.12	Peak	
4	5350.0000	33.20	19.40	52.60	999.00	-946.40	AVG	
5	5367.2000	41.82	19.50	61.32	74.00	-12.68	Peak	
6	5367.2000	29.67	19.50	49.17	54.00	-4.83	AVG	

Orthogonal Axis :	X
Test Mode :	UNII-2A/ TX N40 Mode 5270MHz

**Horizontal**

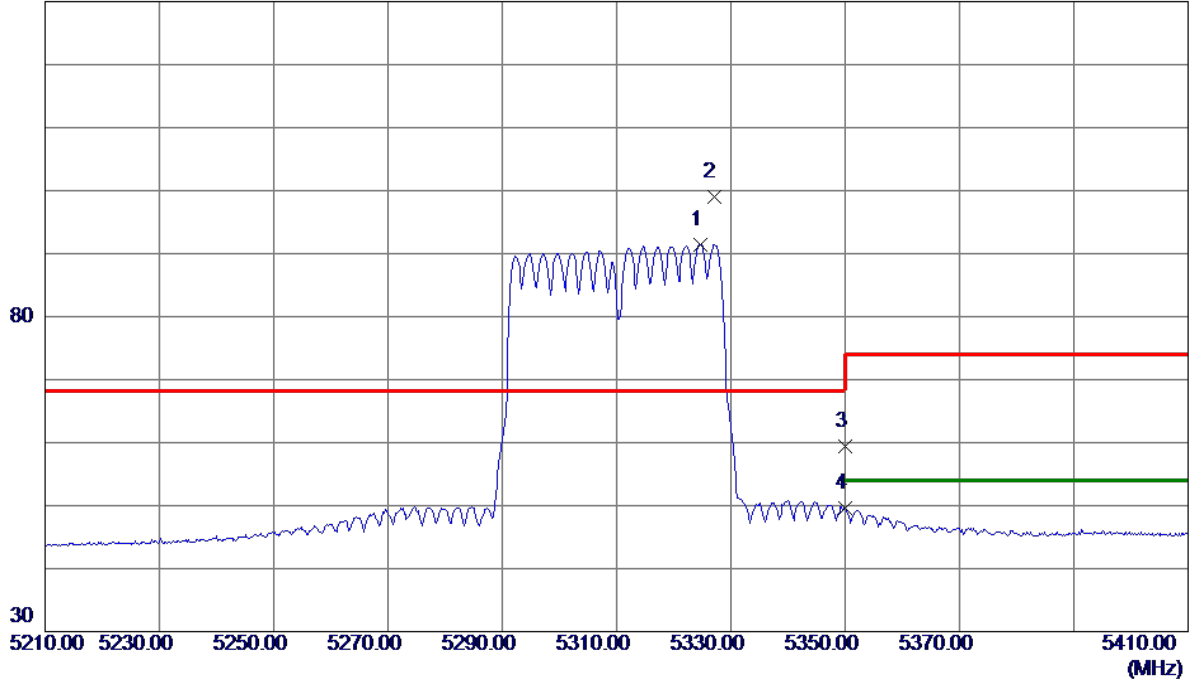


No.	Freq. MHz	Reading Level dBuV/m	Correct Factor dB	Measure ment dBuV/m	Limit dBuV/m	Margin dB	Detector	Comment
1	10494.4000	31.87	16.69	48.56	68.30	-19.74	Peak	
2	15796.2000	33.74	23.41	57.15	74.00	-16.85	Peak	
3 *	15807.6000	24.01	23.41	47.42	54.00	-6.58	AVG	

Orthogonal Axis :	X
Test Mode :	UNII-2A/ TX N40 Mode 5310MHz

**Vertical**

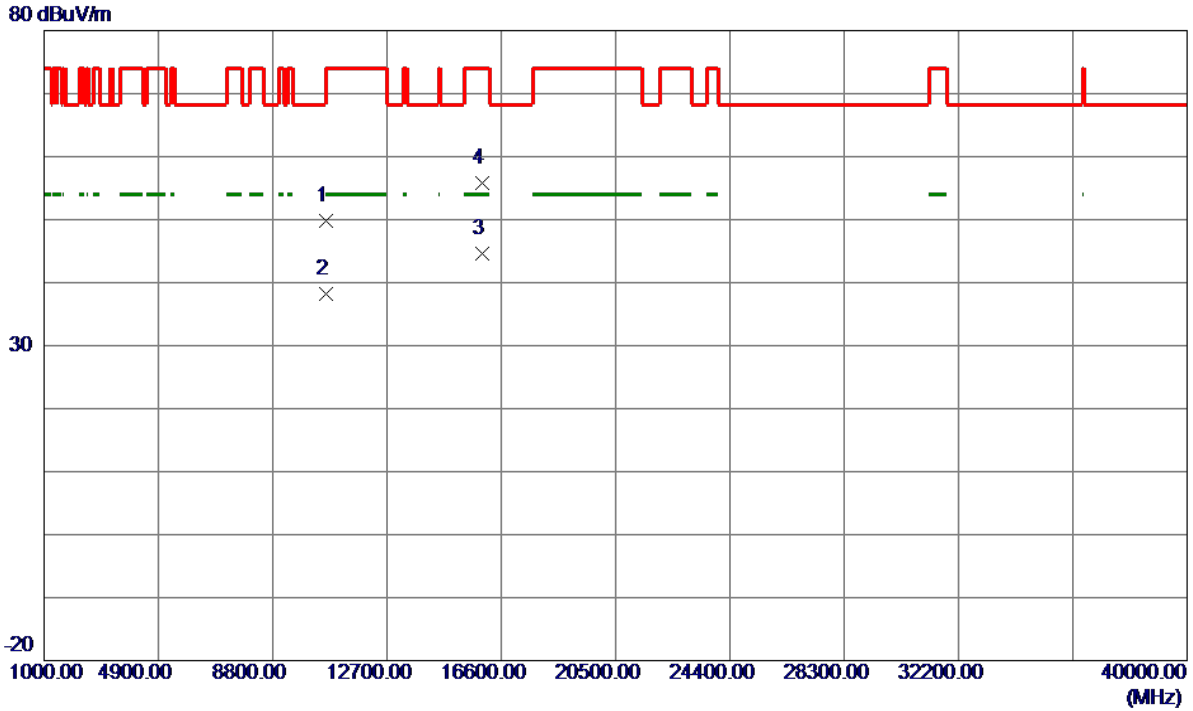
130 dBuV/m



No.	Freq. MHz	Reading Level dBuV/m	Correct Factor dB	Measure ment dBuV/m	Limit dBuV/m	Margin dB	Detector	Comment
1	5324.6000	72.17	19.25	91.42	999.00	-907.58	AVG	No Limit
2 *	5327.0000	79.66	19.26	98.92	68.30	30.62	Peak	No Limit
3	5350.0000	39.91	19.40	59.31	74.00	-14.69	Peak	
4	5350.0000	30.16	19.40	49.56	999.00	-949.44	AVG	

Orthogonal Axis :	X
Test Mode :	UNII-2A/ TX N40 Mode 5310MHz

**Vertical**

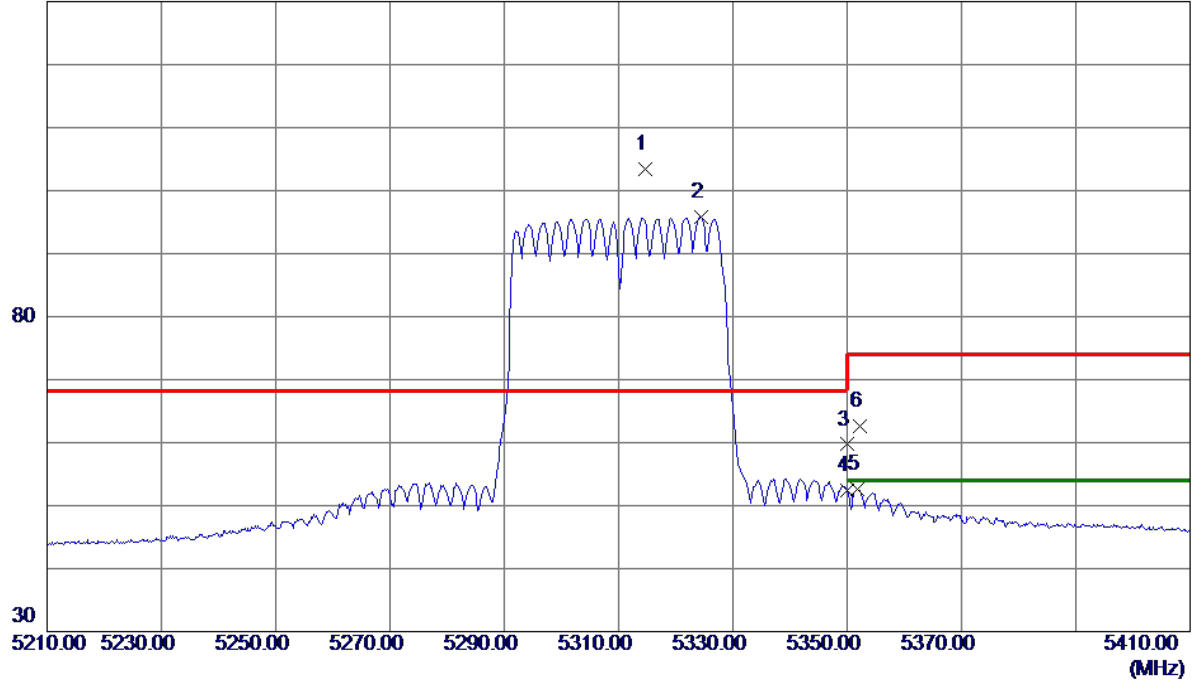


No.	Freq. MHz	Reading Level dBuV/m	Correct Factor dB	Measure ment dBuV/m	Limit dBuV/m	Margin dB	Detector	Comment
1	10617.3200	33.24	16.55	49.79	74.00	-24.21	Peak	
2	10623.2900	21.64	16.54	38.18	54.00	-15.82	AVG	
3 *	15929.3100	21.09	23.48	44.57	54.00	-9.43	AVG	
4	15931.9600	32.35	23.48	55.83	74.00	-18.17	Peak	

Orthogonal Axis :	X
Test Mode :	UNII-2A/ TX N40 Mode 5310MHz

**Horizontal**

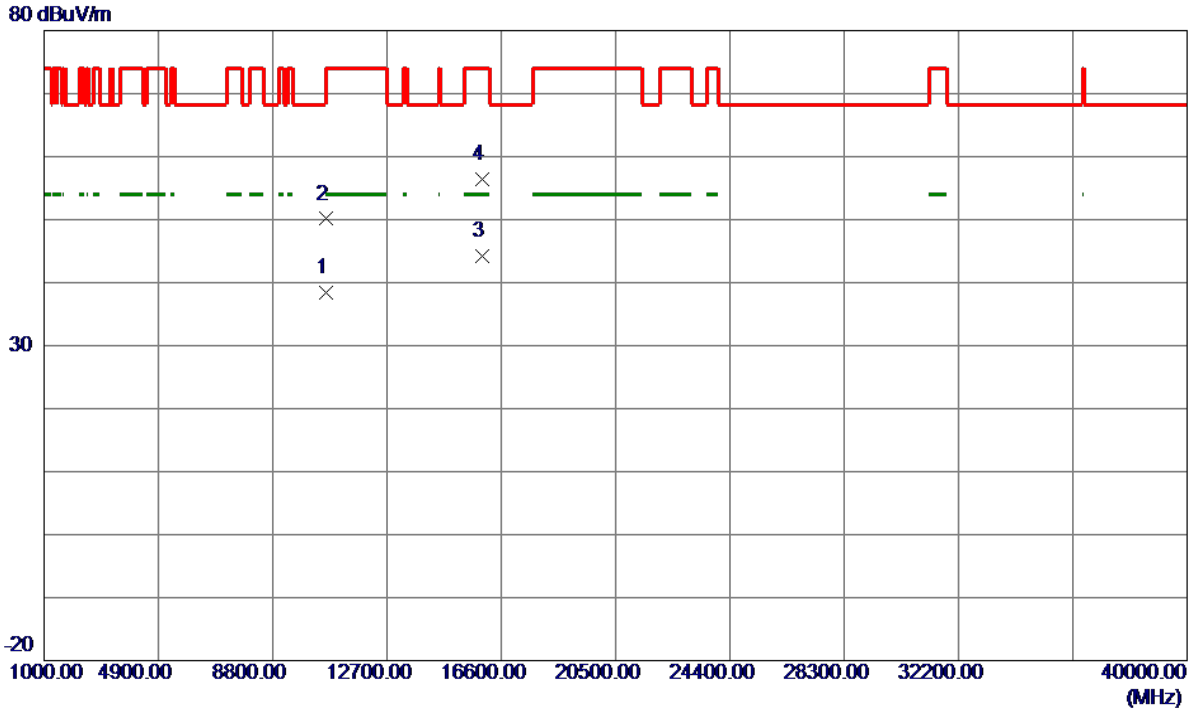
130 dBuV/m



No.	Freq. MHz	Reading Level dBuV/m	Correct Factor dB	Measure ment dBuV/m	Limit dBuV/m	Margin dB	Detector	Comment
1 *	5314.6000	84.13	19.19	103.32	68.30	35.02	Peak	No Limit
2	5324.4000	76.50	19.25	95.75	999.00	-903.25	AVG	No Limit
3	5350.0000	40.30	19.40	59.70	74.00	-14.30	Peak	
4	5350.0000	33.04	19.40	52.44	999.00	-946.56	AVG	
5	5351.8000	33.16	19.41	52.57	54.00	-1.43	AVG	
6	5352.2000	43.16	19.41	62.57	74.00	-11.43	Peak	

Orthogonal Axis :	X
Test Mode :	UNII-2A/ TX N40 Mode 5310MHz

**Horizontal**

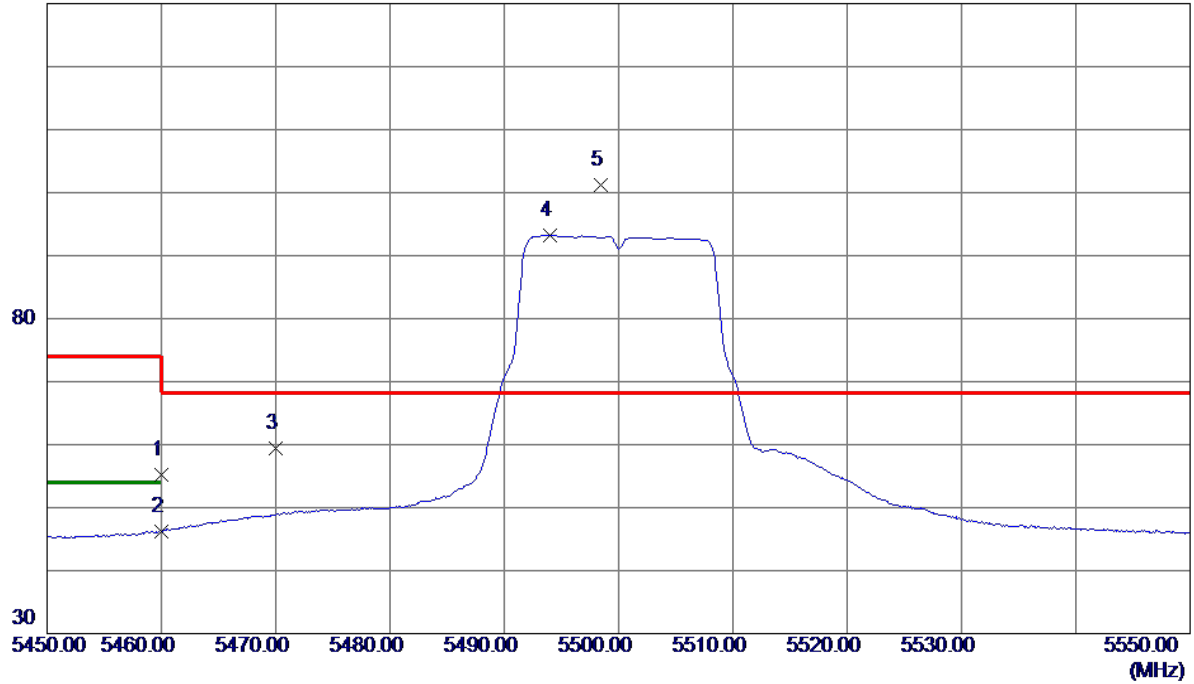


No.	Freq. MHz	Reading Level dBuV/m	Correct Factor dB	Measure ment dBuV/m	Limit dBuV/m	Margin dB	Detector	Comment
1	10616.6500	21.76	16.55	38.31	54.00	-15.69	AVG	
2	10622.7800	33.56	16.54	50.10	74.00	-23.90	Peak	
3 *	15928.4300	20.74	23.48	44.22	54.00	-9.78	AVG	
4	15933.1100	32.84	23.48	56.32	74.00	-17.68	Peak	

Orthogonal Axis :	X
Test Mode :	UNII-2C/ TX A Mode 5500MHz_ANT1

**Vertical**

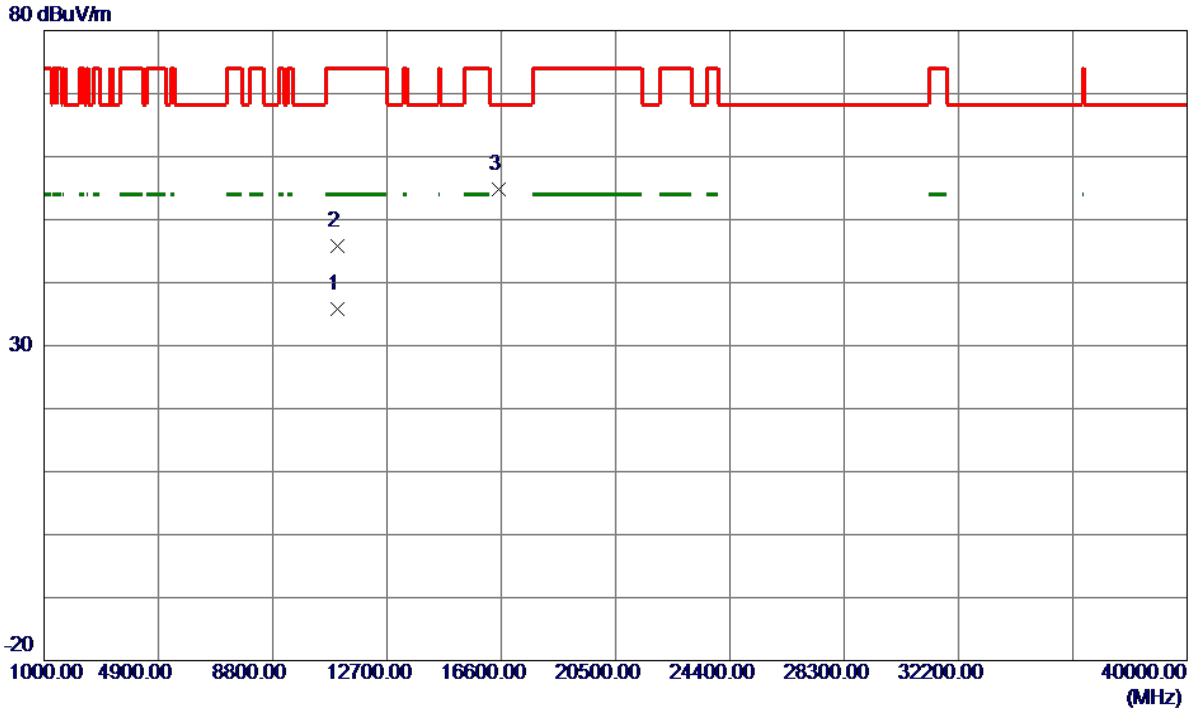
130 dBuV/m



No.	Freq. MHz	Reading Level dBuV/m	Correct Factor dB	Measure ment dBuV/m	Limit dBuV/m	Margin dB	Detector	Comment
1	5460.0000	35.23	20.06	55.29	74.00	-18.71	Peak	
2	5460.0000	26.16	20.06	46.22	54.00	-7.78	AVG	
3	5470.0000	39.21	20.12	59.33	68.30	-8.97	Peak	
4	5494.0000	72.93	20.27	93.20	999.00	-905.80	AVG	No Limit
5 *	5498.4000	80.84	20.30	101.14	68.30	32.84	Peak	No Limit

Orthogonal Axis :	X
Test Mode :	UNII-2C/ TX A Mode 5500MHz_ANT1

Vertical

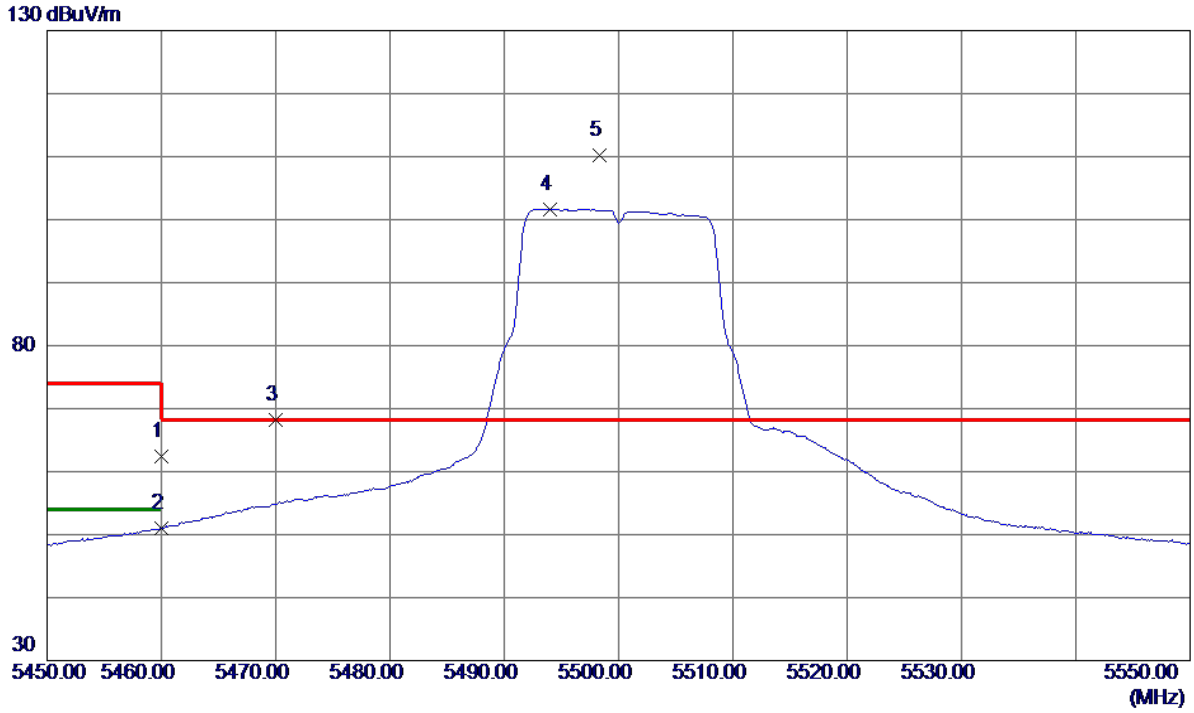


No.	Freq. MHz	Reading Level dBuV/m	Correct Factor dB	Measure ment dBuV/m	Limit dBuV/m	Margin dB	Detector	Comment
1	10995.6100	19.79	16.04	35.83	54.00	-18.17	AVG	
2	10998.2100	29.77	16.03	45.80	74.00	-28.20	Peak	
3 *	16495.1500	32.06	22.83	54.89	68.30	-13.41	Peak	



Orthogonal Axis :	X
Test Mode :	UNII-2C/ TX A Mode 5500MHz_ANT1

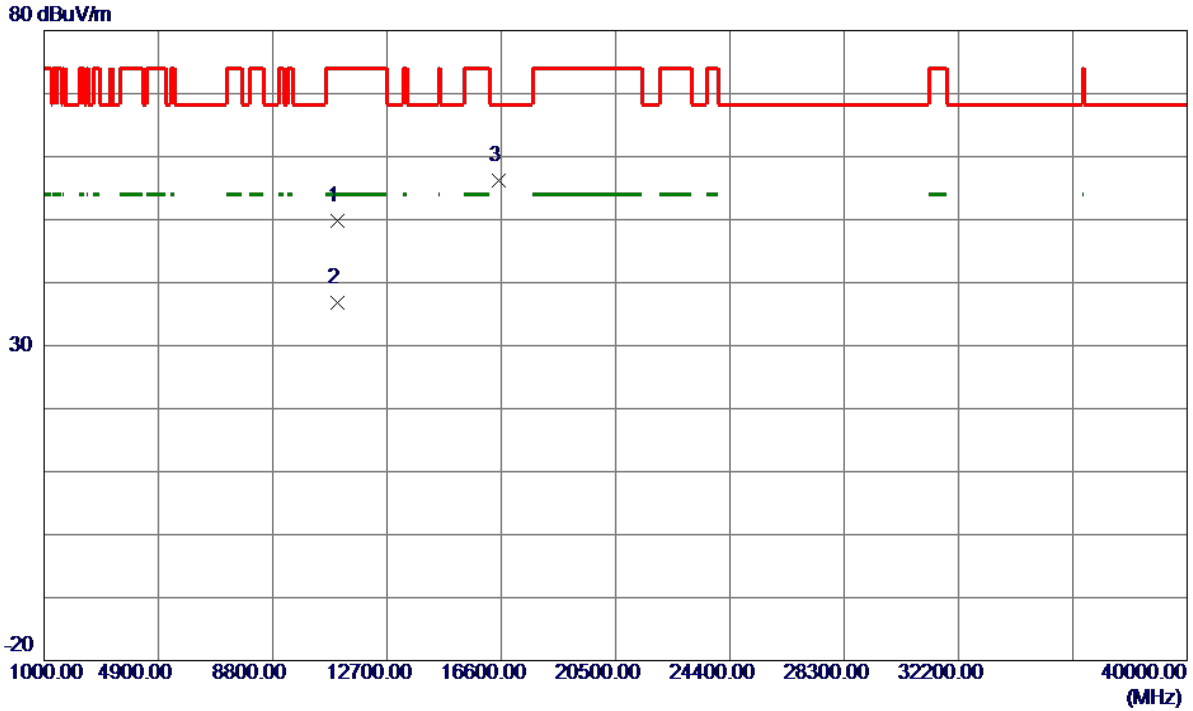
**Horizontal**



No.	Freq. MHz	Reading Level dBuV/m	Correct Factor dB	Measure ment dBuV/m	Limit dBuV/m	Margin dB	Detector	Comment
1	5460.0000	42.31	20.06	62.37	74.00	-11.63	Peak	
2	5460.0000	30.89	20.06	50.95	54.00	-3.05	AVG	
3	5470.0000	48.06	20.12	68.18	68.30	-0.12	Peak	
4	5494.0000	81.42	20.27	101.69	999.00	-897.31	AVG	No Limit
5 *	5498.3000	89.90	20.29	110.19	68.30	41.89	Peak	No Limit

Orthogonal Axis :	X
Test Mode :	UNII-2C/ TX A Mode 5500MHz_ANT1

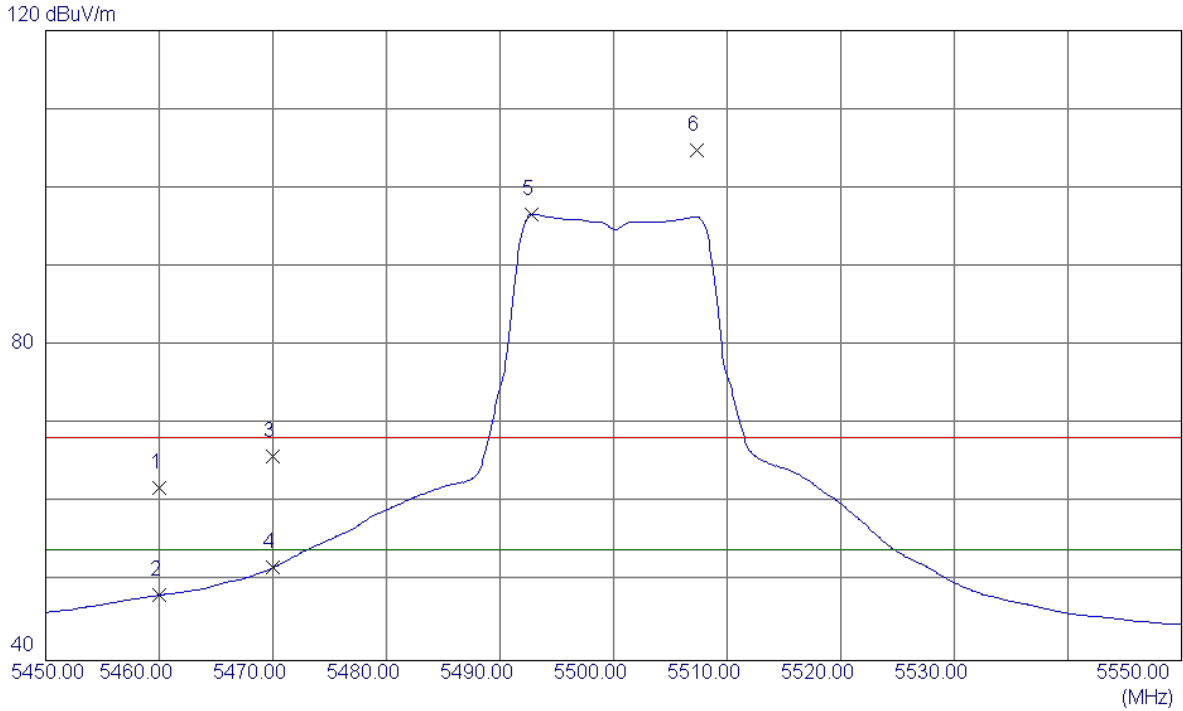
**Horizontal**



No.	Freq. MHz	Reading Level dBuV/m	Correct Factor dB	Measure ment dBuV/m	Limit dBuV/m	Margin dB	Detector	Comment
1	11002.1500	33.85	16.04	49.89	74.00	-24.11	Peak	
2	11004.8400	20.82	16.05	36.87	54.00	-17.13	AVG	
3 *	16495.5700	33.41	22.83	56.24	68.30	-12.06	Peak	

Orthogonal Axis :	X
Test Mode :	UNII-2C/ TX A Mode 5500MHz_ANT2

**Vertical**

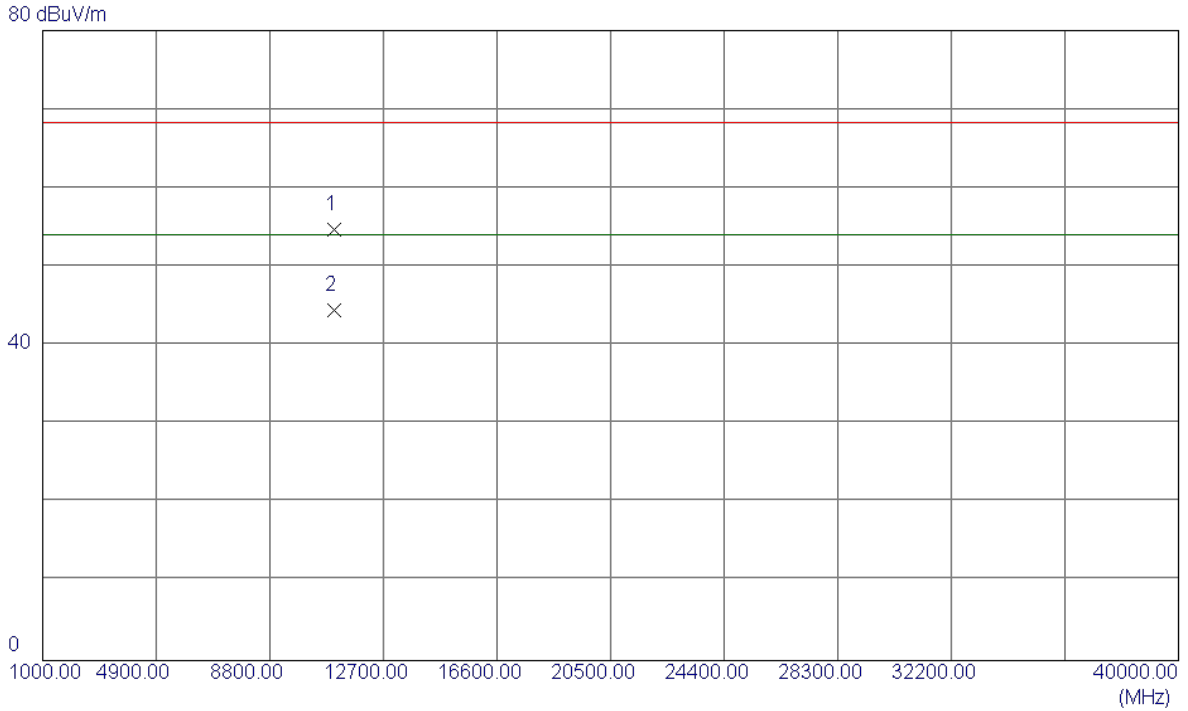


No.	Freq. MHz	Reading Level dBuV/m	Correct Factor dB	Measure ment dBuV/m	Limit dBuV/m	Margin dB	Detector	Comment
1	5460.0000	20.49	41.43	61.92	68.30	-6.38	Peak	
2	5460.0000	6.87	41.43	48.30	54.00	-5.70	AVG	
3	5470.0000	24.48	41.46	65.94	68.30	-2.36	Peak	
4	5470.0000	10.34	41.46	51.80	54.00	-2.20	AVG	
5 *	5492.8000	55.15	41.54	96.69	54.00	42.69	AVG	NO LIMIT
6	5507.3000	63.25	41.58	104.83	68.30	36.53	Peak	NO LIMIT

Remark: This test data is from original report BTL-FCCP-4-1602C038.

Orthogonal Axis :	X
Test Mode :	UNII-2C/ TX A Mode 5500MHz_ANT2

**Vertical**

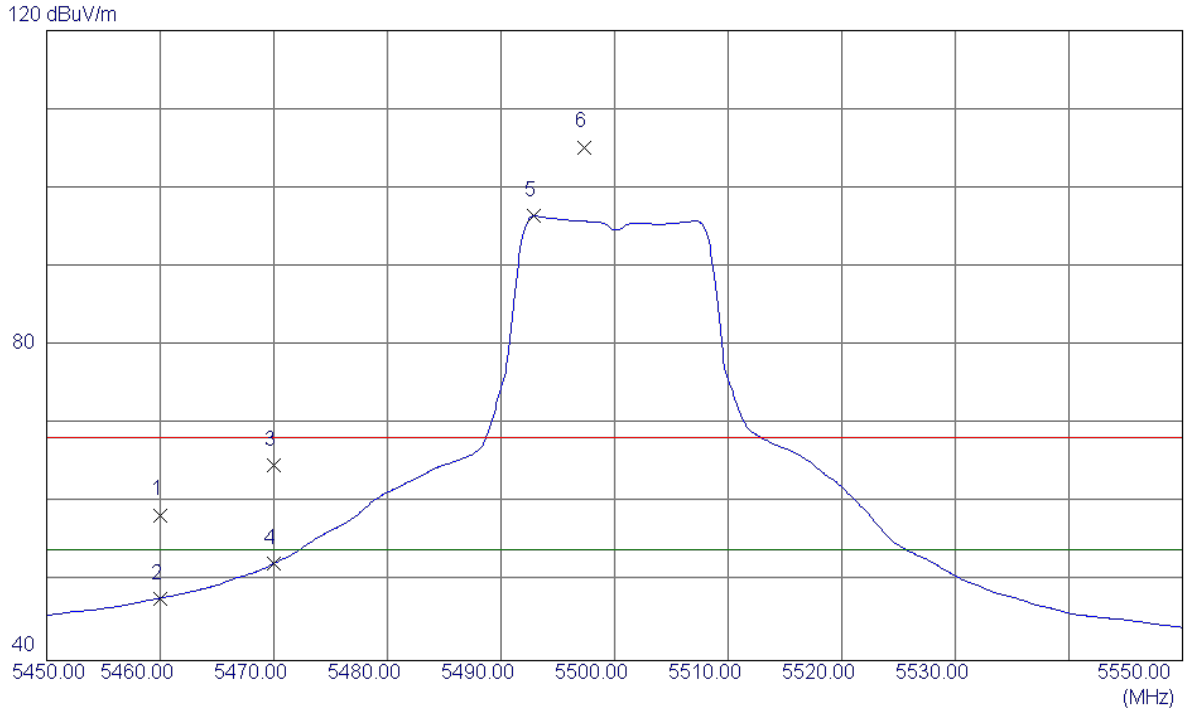


No.	Freq. MHz	Reading Level dBuV/m	Correct Factor dB	Measure ment dBuV/m	Limit dBuV/m	Margin dB	Detector	Comment
1	11000.5599	38.67	16.09	54.76	68.30	-13.54	Peak	
2 *	11001.7800	28.44	16.09	44.53	54.00	-9.47	AVG	

Remark: This test data is from original report BTL-FCCP-4-1602C038.

Orthogonal Axis :	X
Test Mode :	UNII-2C/ TX A Mode 5500MHz_ANT2

### Horizontal

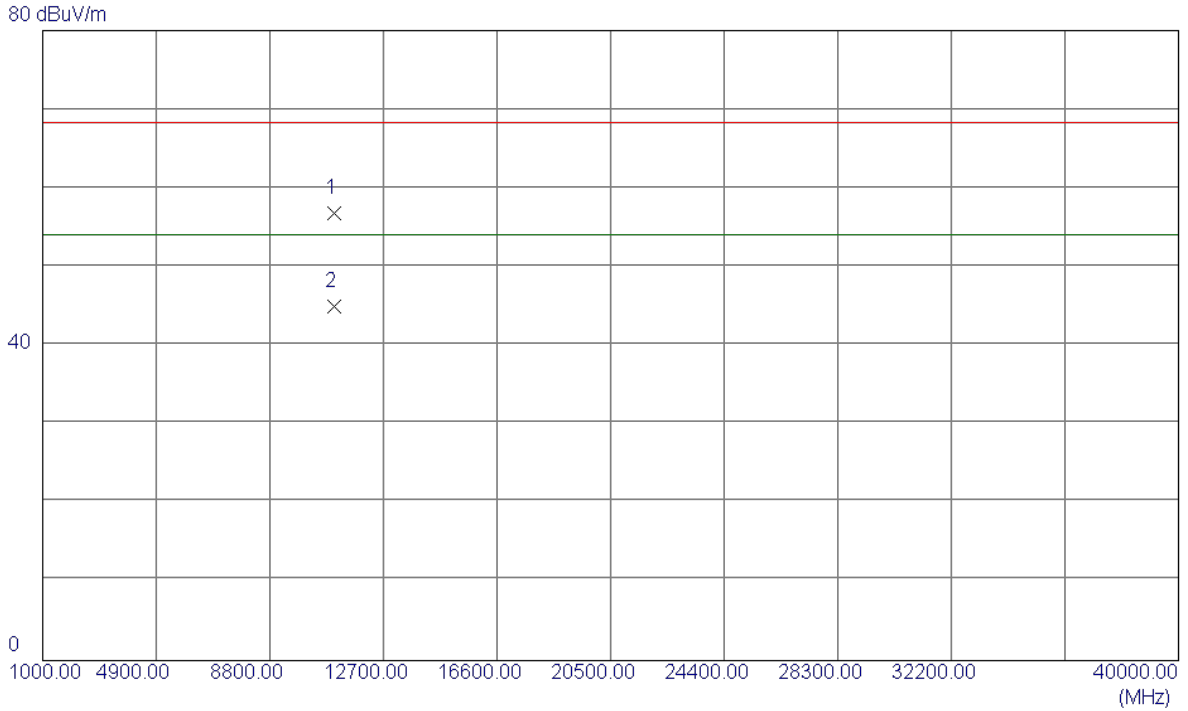


No.	Freq. MHz	Reading Level dBuV/m	Correct Factor dB	Measure ment dBuV/m	Limit dBuV/m	Margin dB	Detector	Comment
1	5460.0000	17.05	41.43	58.48	68.30	-9.82	Peak	
2	5460.0000	6.49	41.43	47.92	54.00	-6.08	AVG	
3	5470.0000	23.29	41.46	64.75	68.30	-3.55	Peak	
4	5470.0000	10.87	41.46	52.33	54.00	-1.67	AVG	
5 *	5492.9000	54.90	41.54	96.44	54.00	42.44	AVG	NO LIMIT
6	5497.3000	63.65	41.55	105.20	68.30	36.90	Peak	NO LIMIT

Remark: This test data is from original report BTL-FCCP-4-1602C038.

Orthogonal Axis :	X
Test Mode :	UNII-2C/ TX A Mode 5500MHz_ANT2

**Horizontal**

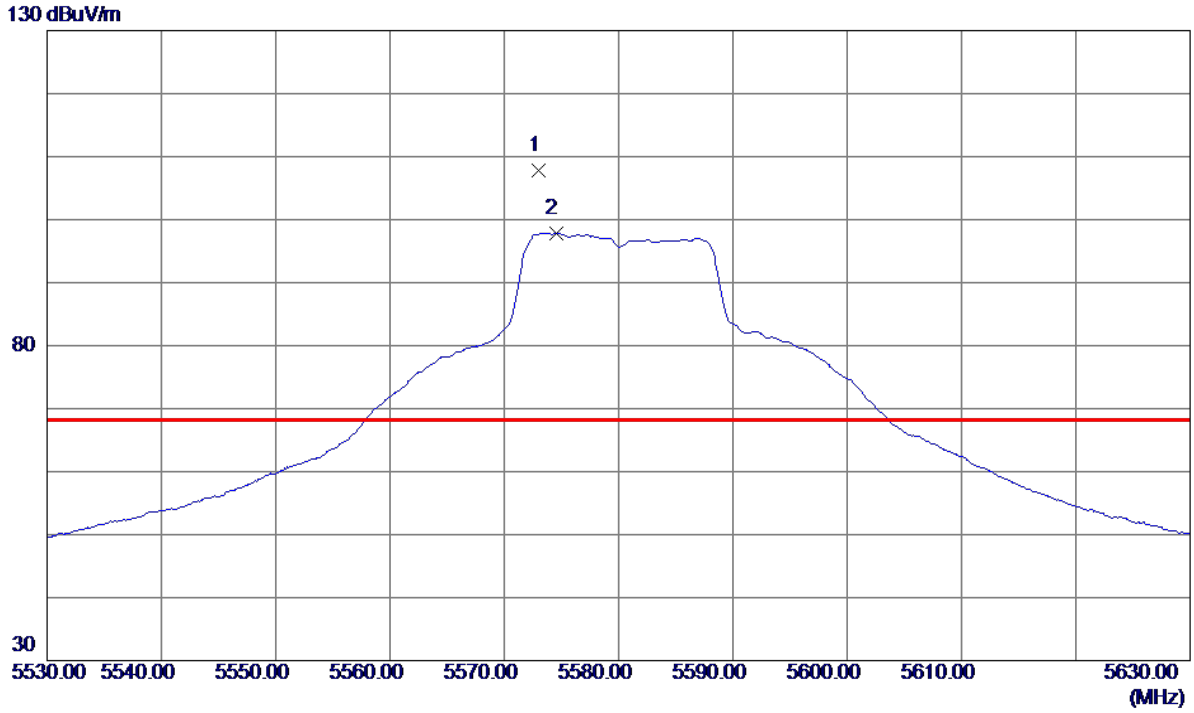


No.	Freq. MHz	Reading Level dBuV/m	Correct Factor dB	Measure ment dBuV/m	Limit dBuV/m	Margin dB	Detector	Comment
1	11001.2400	40.67	16.09	56.76	68.30	-11.54	Peak	
2 *	11001.4800	28.88	16.09	44.97	54.00	-9.03	AVG	

Remark: This test data is from original report BTL-FCCP-4-1602C038.

Orthogonal Axis :	X
Test Mode :	UNII-2C/ TX A Mode 5580MHz_ANT1

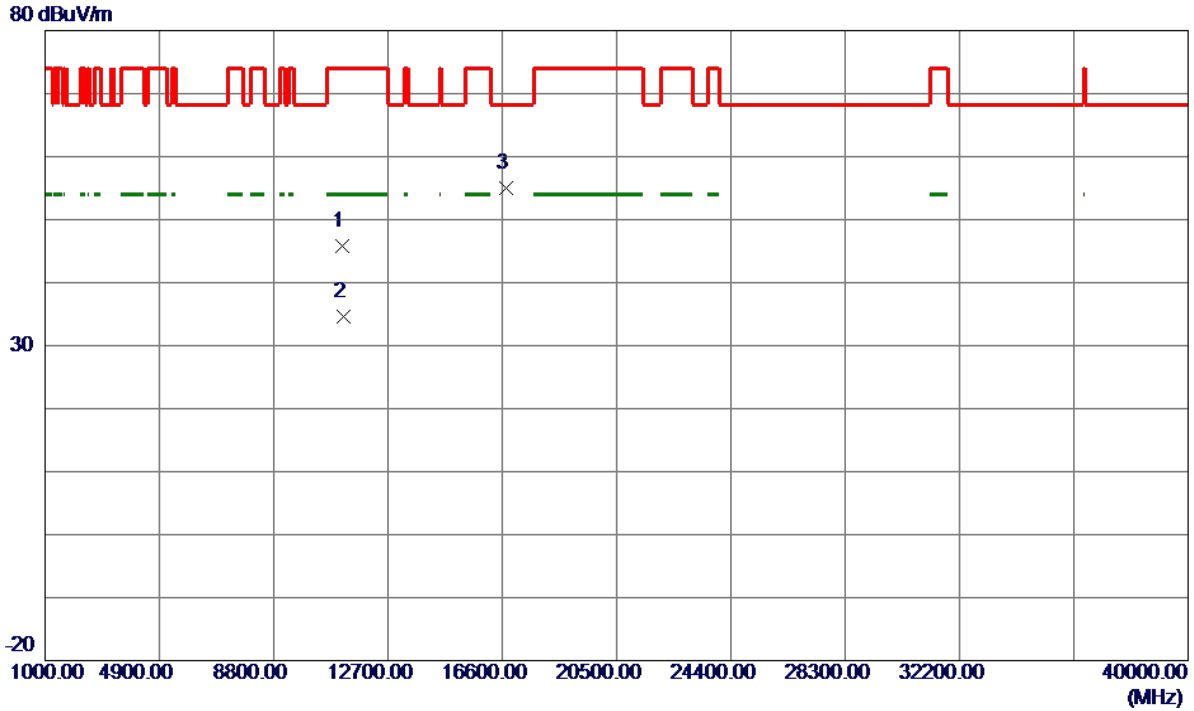
**Vertical**



No.	Freq. MHz	Reading Level dBuV/m	Correct Factor dB	Measure ment dBuV/m	Limit dBuV/m	Margin dB	Detector	Comment
1 *	5573.0000	87.24	20.59	107.83	68.30	39.53	Peak	No Limit
2	5574.5000	77.21	20.60	97.81	999.00	-901.19	AVG	No Limit

Orthogonal Axis :	X
Test Mode :	UNII-2C/ TX A Mode 5580MHz_ANT1

**Vertical**

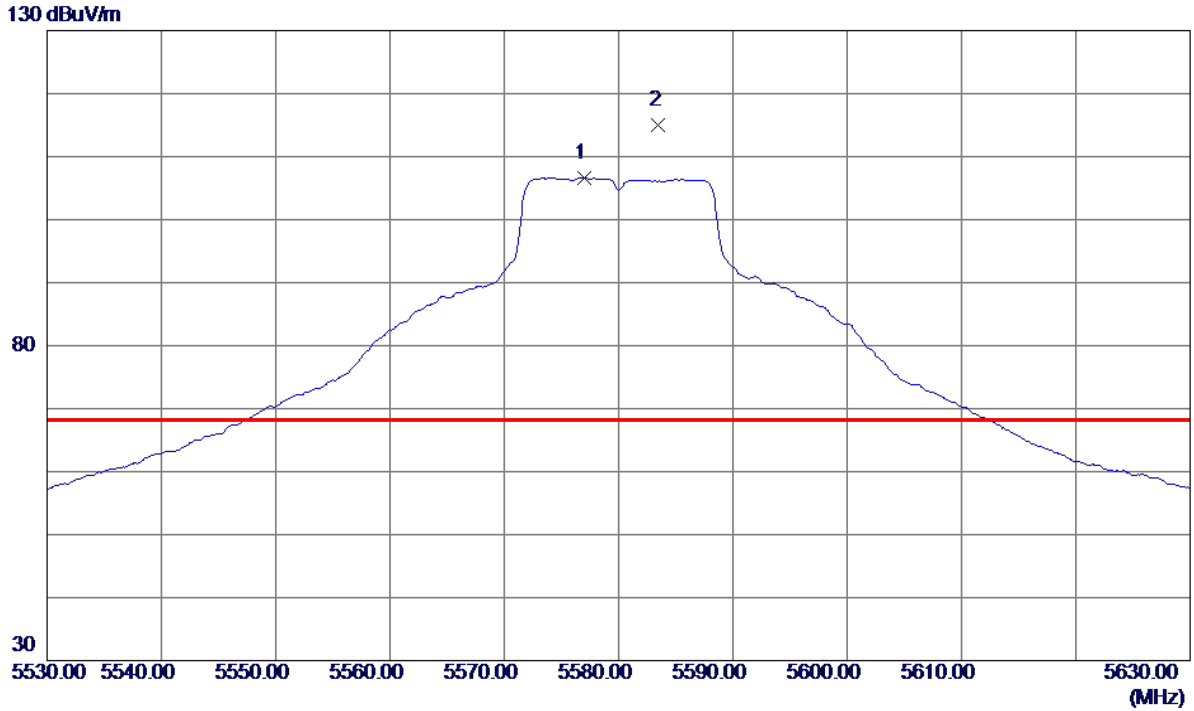


No.	Freq. MHz	Reading Level dBuV/m	Correct Factor dB	Measure ment dBuV/m	Limit dBuV/m	Margin dB	Detector	Comment
1	11160.6500	29.14	16.59	45.73	74.00	-28.27	Peak	
2	11163.0800	18.03	16.60	34.63	54.00	-19.37	AVG	
3 *	16737.4600	32.21	22.84	55.05	68.30	-13.25	Peak	



Orthogonal Axis :	X
Test Mode :	UNII-2C/ TX A Mode 5580MHz_ANT1

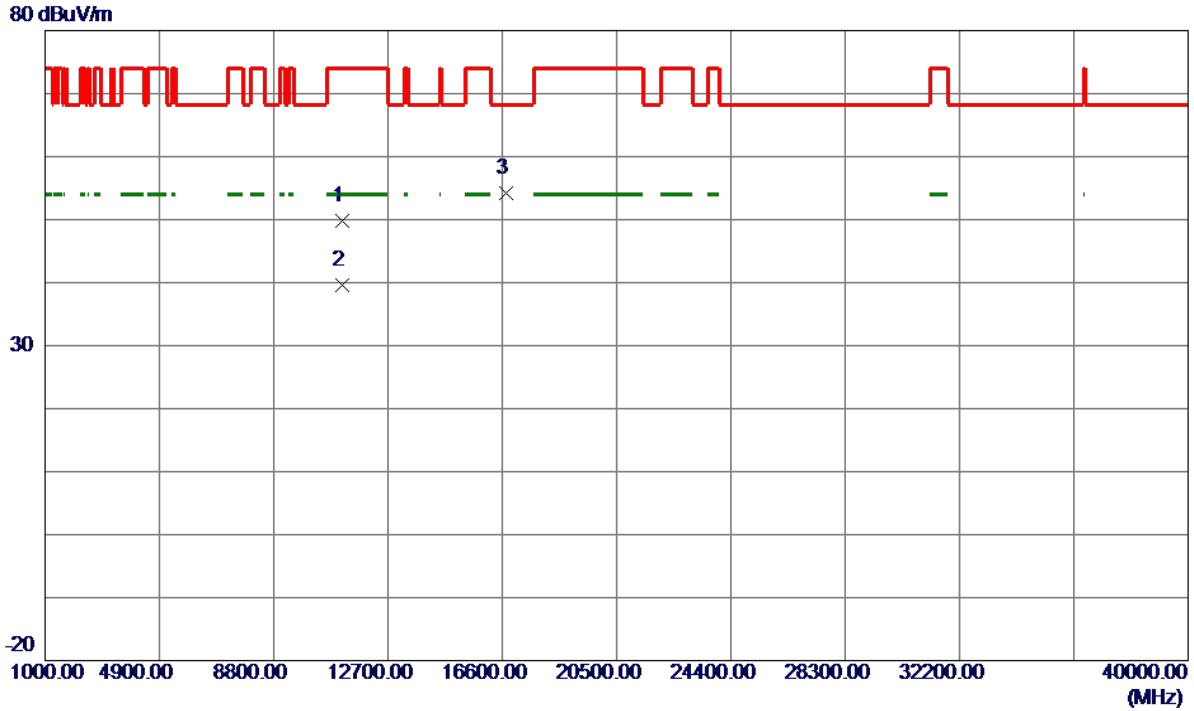
**Horizontal**



No.	Freq. MHz	Reading Level dBuV/m	Correct Factor dB	Measure ment dBuV/m	Limit dBuV/m	Margin dB	Detector	Comment
1	5577.0000	85.96	20.61	106.57	999.00	-892.43	AVG	No Limit
2 *	5583.5000	94.44	20.64	115.08	68.30	46.78	Peak	No Limit

Orthogonal Axis :	X
Test Mode :	UNII-2C/ TX A Mode 5580MHz_ANT1

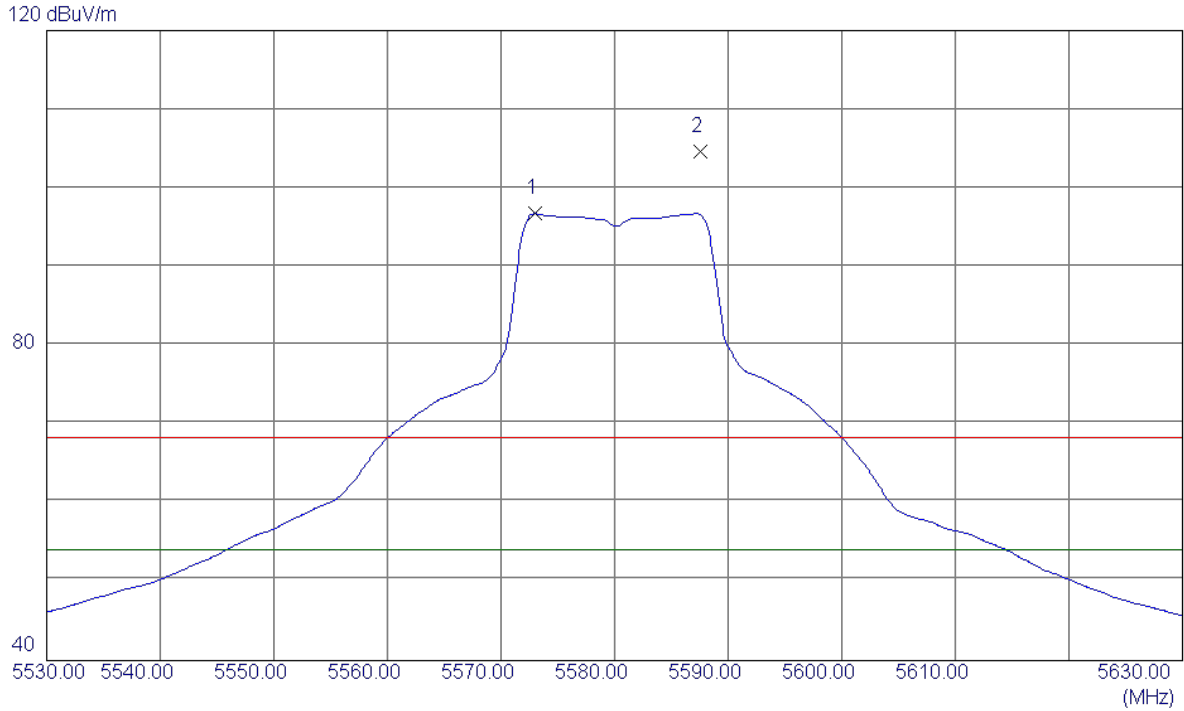
**Horizontal**



No.	Freq. MHz	Reading Level dBuV/m	Correct Factor dB	Measure ment dBuV/m	Limit dBuV/m	Margin dB	Detector	Comment
1	11155.9500	33.20	16.58	49.78	74.00	-24.22	Peak	
2	11159.2500	22.92	16.59	39.51	54.00	-14.49	AVG	
3 *	16740.6000	31.29	22.84	54.13	68.30	-14.17	Peak	

Orthogonal Axis :	X
Test Mode :	UNII-2C/ TX A Mode 5580MHz_ANT2

**Vertical**

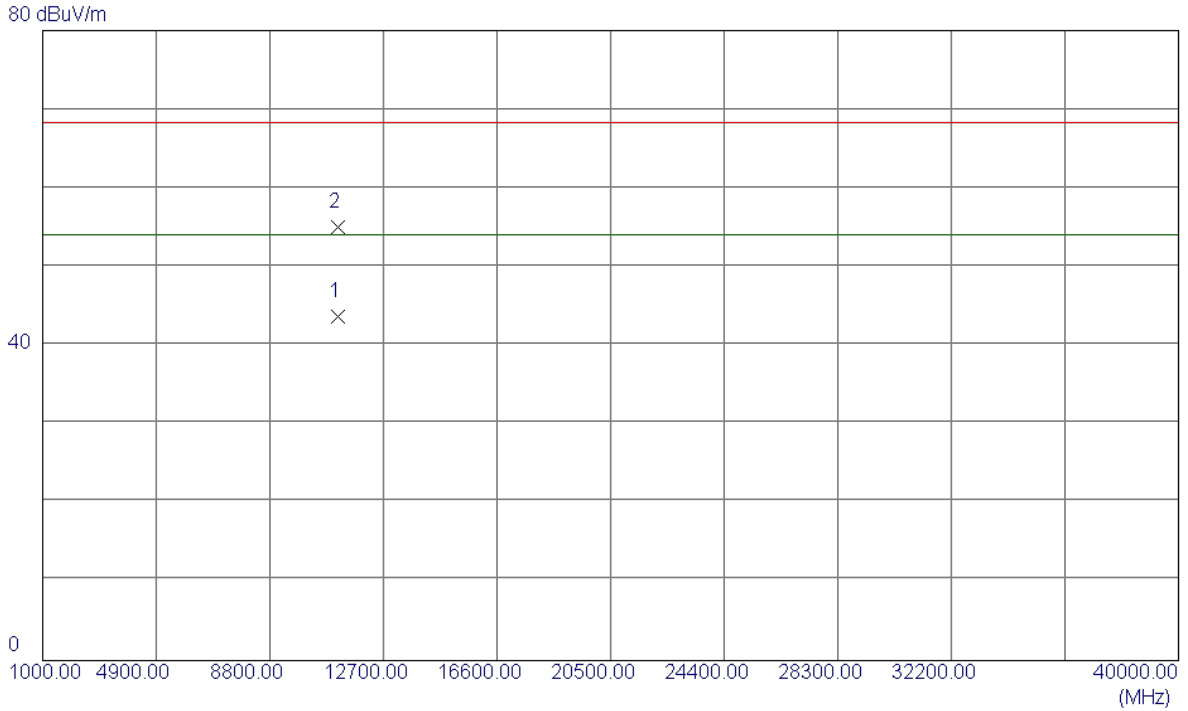


No.	Freq. MHz	Reading Level dBuV/m	Correct Factor dB	Measure ment dBuV/m	Limit dBuV/m	Margin dB	Detector	Comment
1 *	5573.0000	54.96	41.78	96.74	54.00	42.74	AVG	NO LIMIT
2	5587.6000	62.78	41.82	104.60	68.30	36.30	Peak	NO LIMIT

Remark: This test data is from original report BTL-FCCP-4-1602C038.

Orthogonal Axis :	X
Test Mode :	UNII-2C/ TX A Mode 5580MHz_ANT2

**Vertical**

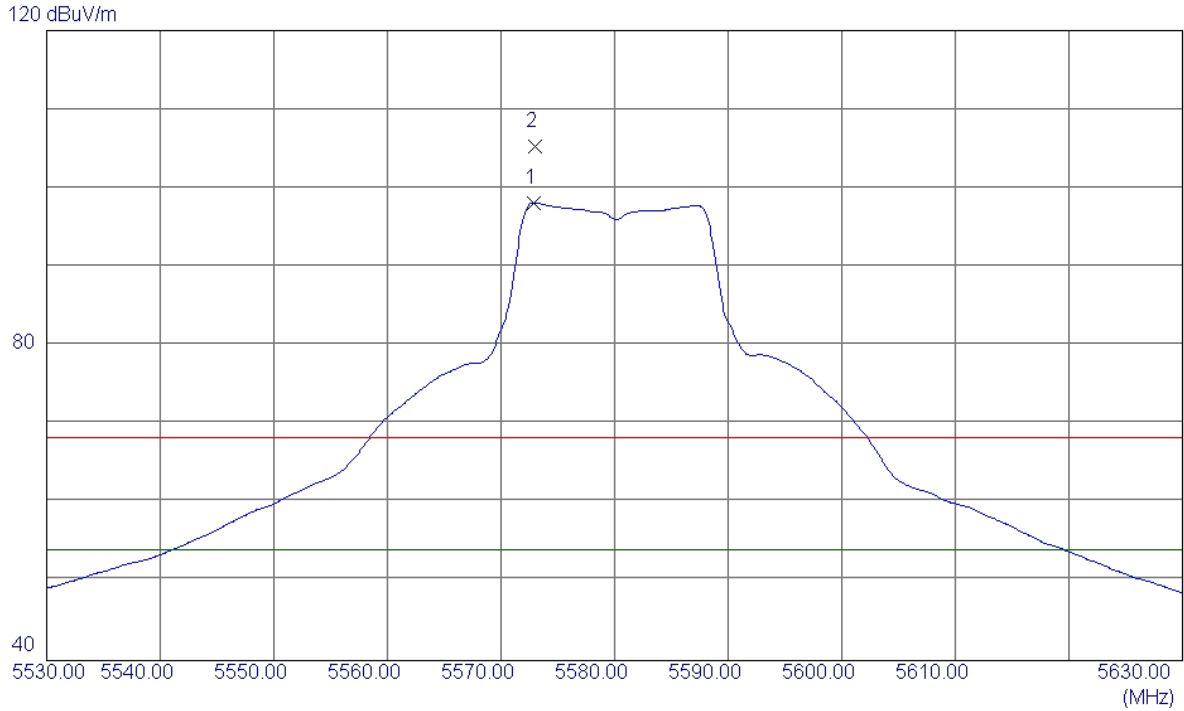


No.	Freq. MHz	Reading Level dBuV/m	Correct Factor dB	Measure ment dBuV/m	Limit dBuV/m	Margin dB	Detector	Comment
1 *	11160.3600	27.34	16.30	43.64	54.00	-10.36	AVG	
2	11160.6200	38.69	16.30	54.99	68.30	-13.31	Peak	

Remark: This test data is from original report BTL-FCCP-4-1602C038.

Orthogonal Axis :	X
Test Mode :	UNII-2C/ TX A Mode 5580MHz_ANT2

**Horizontal**

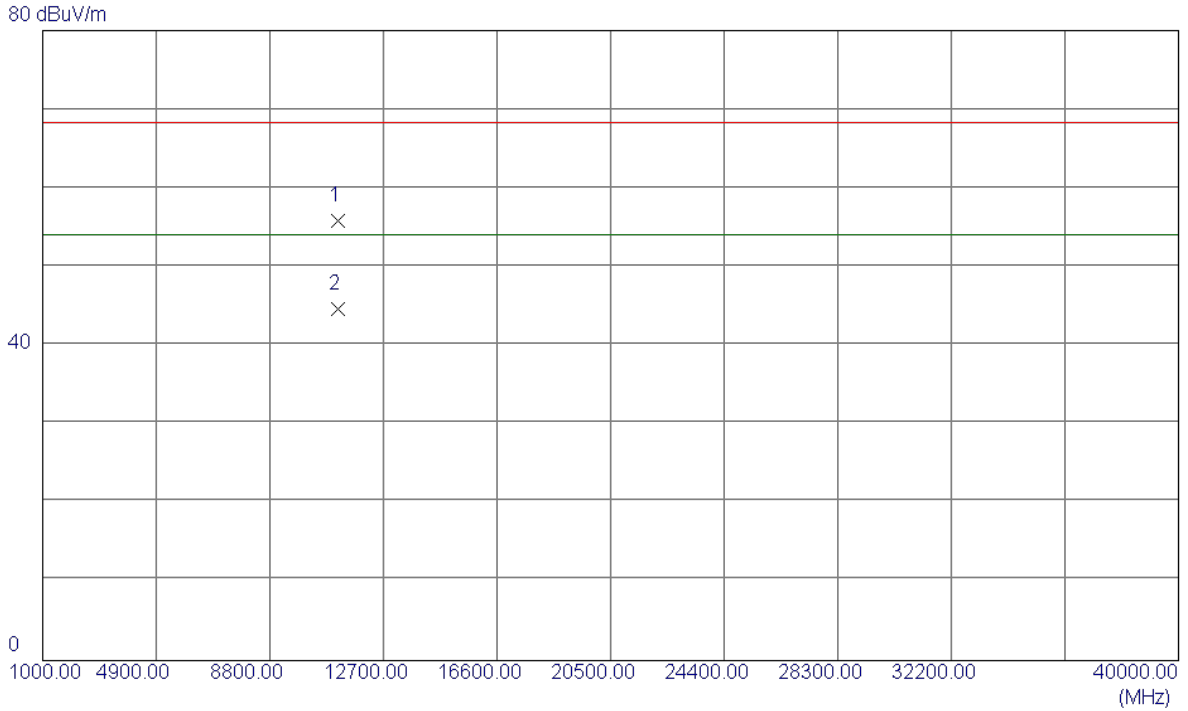


No.	Freq. MHz	Reading Level dBuV/m	Correct Factor dB	Measure ment dBuV/m	Limit dBuV/m	Margin dB	Detector	Comment
1 *	5572.9000	56.37	41.78	98.15	54.00	44.15	AVG	NO LIMIT
2	5573.0000	63.57	41.78	105.35	68.30	37.05	Peak	NO LIMIT

Remark: This test data is from original report BTL-FCCP-4-1602C038.

Orthogonal Axis :	X
Test Mode :	UNII-2C/ TX A Mode 5580MHz_ANT2

**Horizontal**

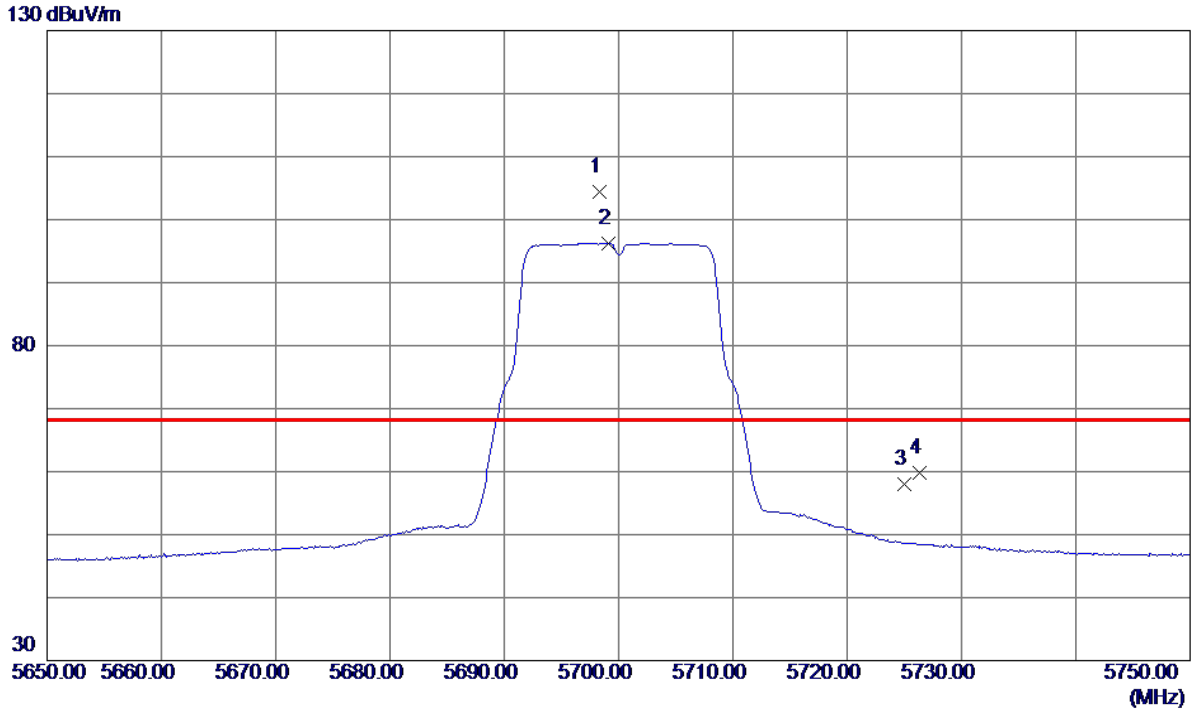


No.	Freq. MHz	Reading Level dBuV/m	Correct Factor dB	Measure ment dBuV/m	Limit dBuV/m	Margin dB	Detector	Comment
1	11160.1500	39.56	16.30	55.86	68.30	-12.44	Peak	
2 *	11161.1300	28.34	16.30	44.64	54.00	-9.36	AVG	

Remark: This test data is from original report BTL-FCCP-4-1602C038.

Orthogonal Axis :	X
Test Mode :	UNII-2C/ TX A Mode 5700MHz_ANT1

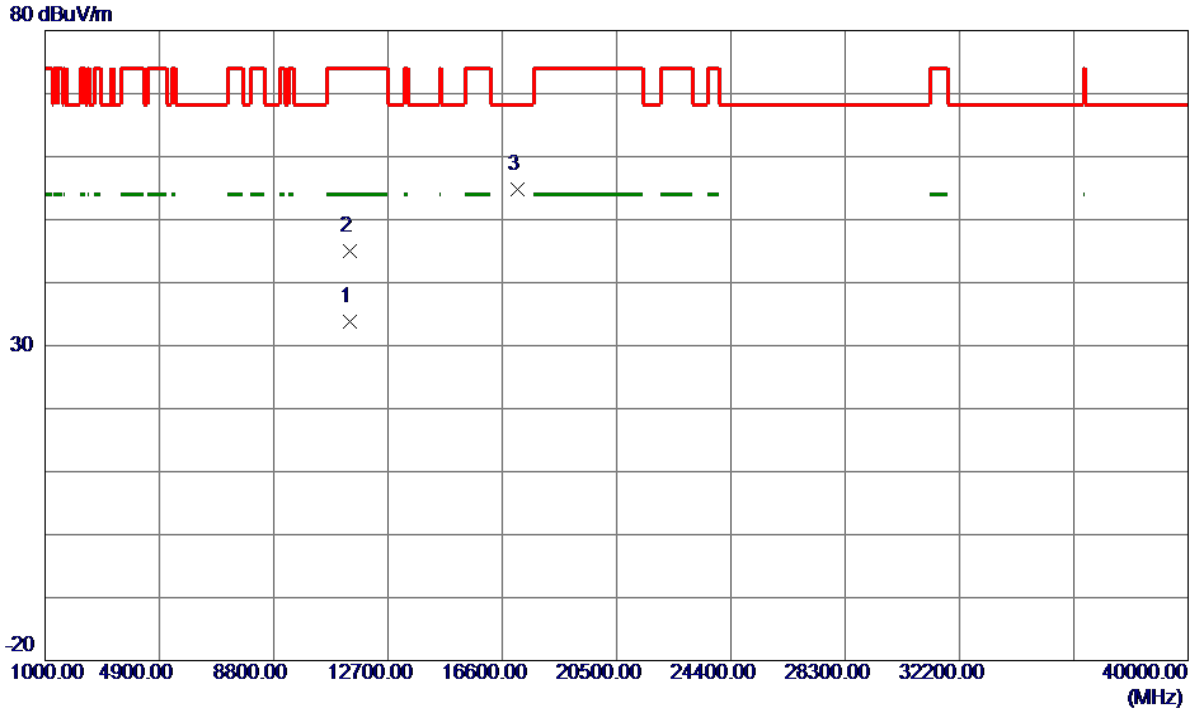
**Vertical**



No.	Freq. MHz	Reading Level dBuV/m	Correct Factor dB	Measure ment dBuV/m	Limit dBuV/m	Margin dB	Detector	Comment
1 *	5698.3000	83.38	21.09	104.47	68.30	36.17	Peak	No Limit
2	5699.1000	75.11	21.10	96.21	999.00	-902.79	AVG	No Limit
3	5725.0000	36.83	21.20	58.03	68.30	-10.27	Peak	
4	5726.3000	38.59	21.20	59.79	68.30	-8.51	Peak	

Orthogonal Axis :	X
Test Mode :	UNII-2C/ TX A Mode 5700MHz_ANT1

**Vertical**

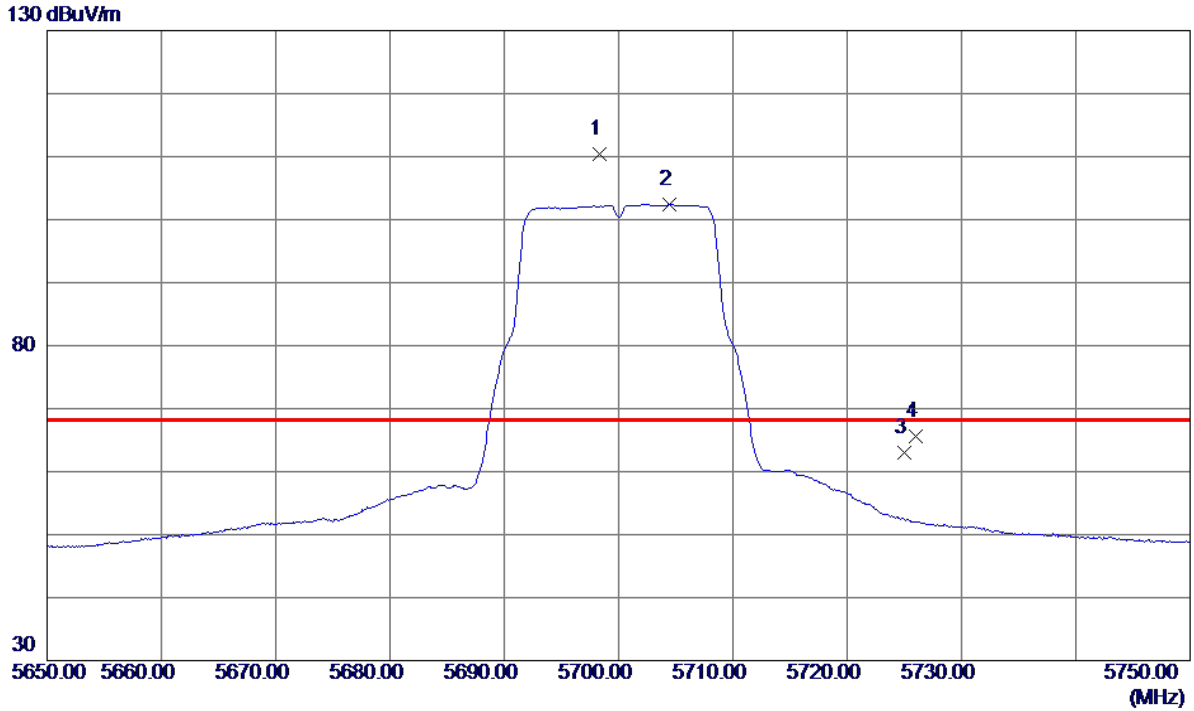


No.	Freq. MHz	Reading Level dBuV/m	Correct Factor dB	Measure ment dBuV/m	Limit dBuV/m	Margin dB	Detector	Comment
1	11395.0000	16.32	17.42	33.74	54.00	-20.26	AVG	
2	11403.7400	27.51	17.45	44.96	74.00	-29.04	Peak	
3 *	17098.6300	31.75	22.98	54.73	68.30	-13.57	Peak	



Orthogonal Axis :	X
Test Mode :	UNII-2C/ TX A Mode 5700MHz_ANT1

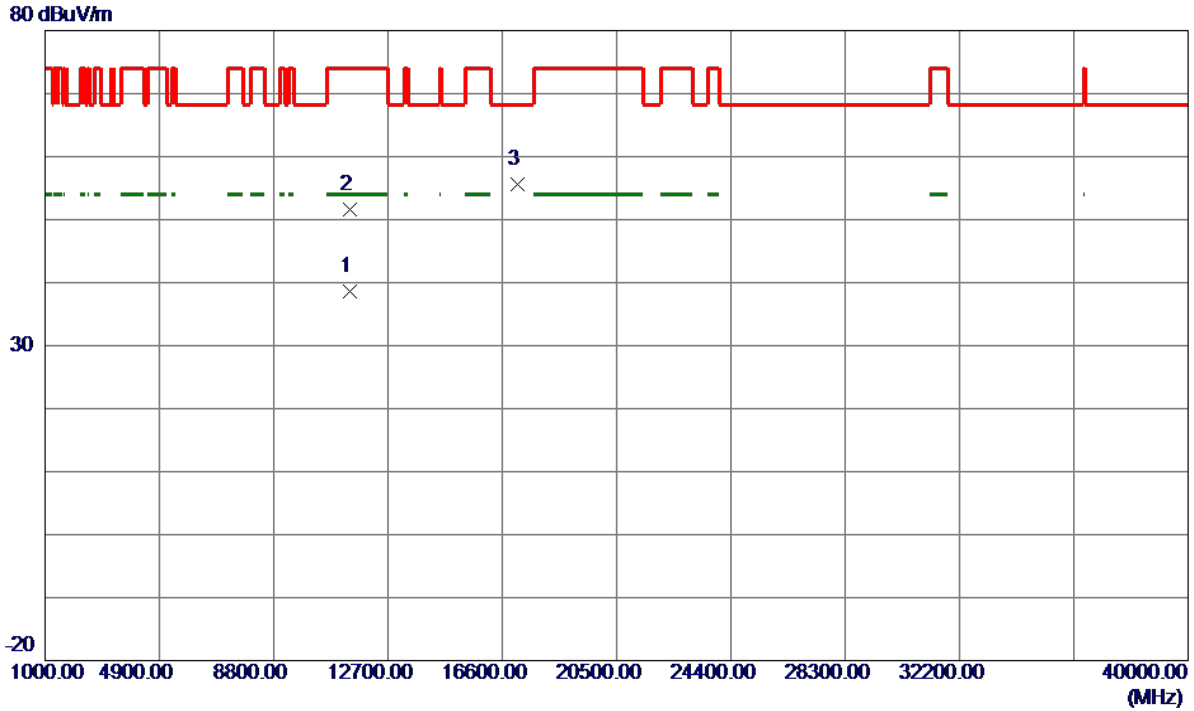
**Horizontal**



No.	Freq. MHz	Reading Level dBuV/m	Correct Factor dB	Measure ment dBuV/m	Limit dBuV/m	Margin dB	Detector	Comment
1 *	5698.3000	89.40	21.09	110.49	68.30	42.19	Peak	No Limit
2	5704.4000	81.28	21.12	102.40	999.00	-896.60	AVG	No Limit
3	5725.0000	41.82	21.20	63.02	68.30	-5.28	Peak	
4	5726.0000	44.43	21.20	65.63	68.30	-2.67	Peak	

Orthogonal Axis :	X
Test Mode :	UNII-2C/ TX A Mode 5700MHz_ANT1

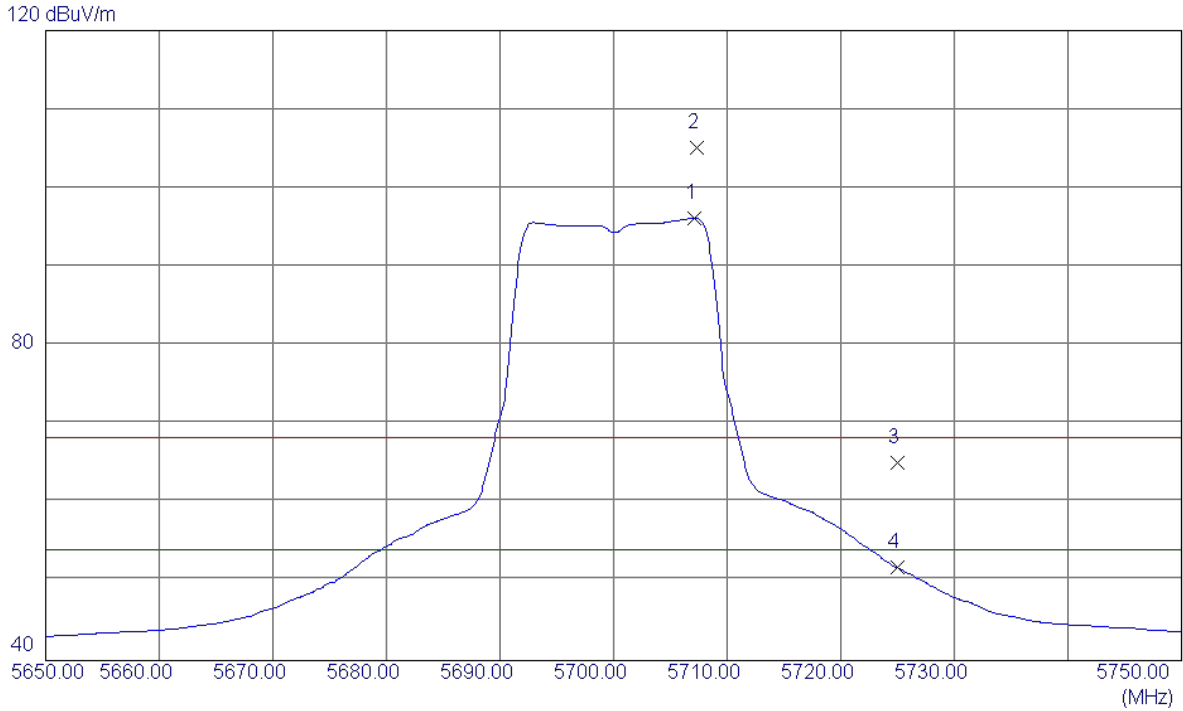
**Horizontal**



No.	Freq. MHz	Reading Level dBuV/m	Correct Factor dB	Measure ment dBuV/m	Limit dBuV/m	Margin dB	Detector	Comment
1	11401.5300	21.15	17.44	38.59	54.00	-15.41	AVG	
2	11402.9400	34.15	17.44	51.59	74.00	-22.41	Peak	
3 *	17100.4100	32.68	22.98	55.66	68.30	-12.64	Peak	

Orthogonal Axis :	X
Test Mode :	UNII-2C/ TX A Mode 5700MHz_ANT2

**Vertical**

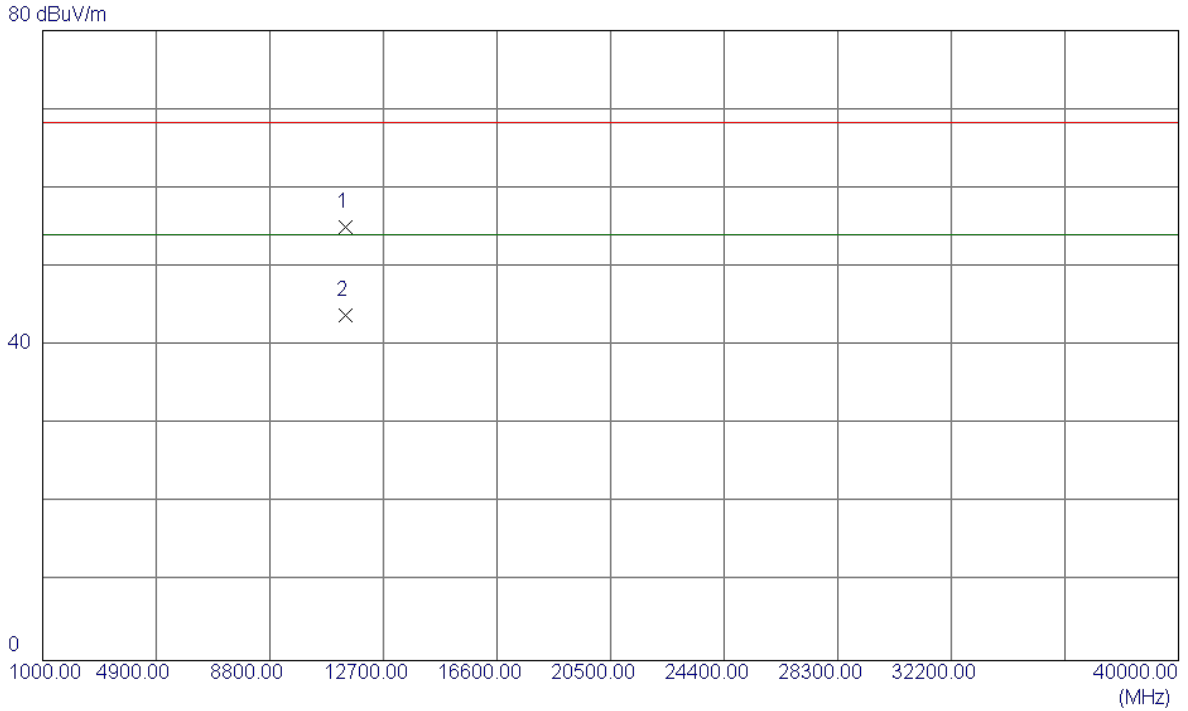


No.	Freq. MHz	Reading Level dBuV/m	Correct Factor dB	Measure ment dBuV/m	Limit dBuV/m	Margin dB	Detector	Comment
1 *	5707.1000	53.96	42.19	96.15	54.00	42.15	AVG	NO LIMIT
2	5707.3000	63.00	42.19	105.19	68.30	36.89	Peak	NO LIMIT
3	5725.0000	22.80	42.24	65.04	68.30	-3.26	Peak	
4	5725.0000	9.55	42.24	51.79	54.00	-2.21	AVG	

Remark: This test data is from original report BTL-FCCP-4-1602C038.

Orthogonal Axis :	X
Test Mode :	UNII-2C/ TX A Mode 5700MHz_ANT2

**Vertical**

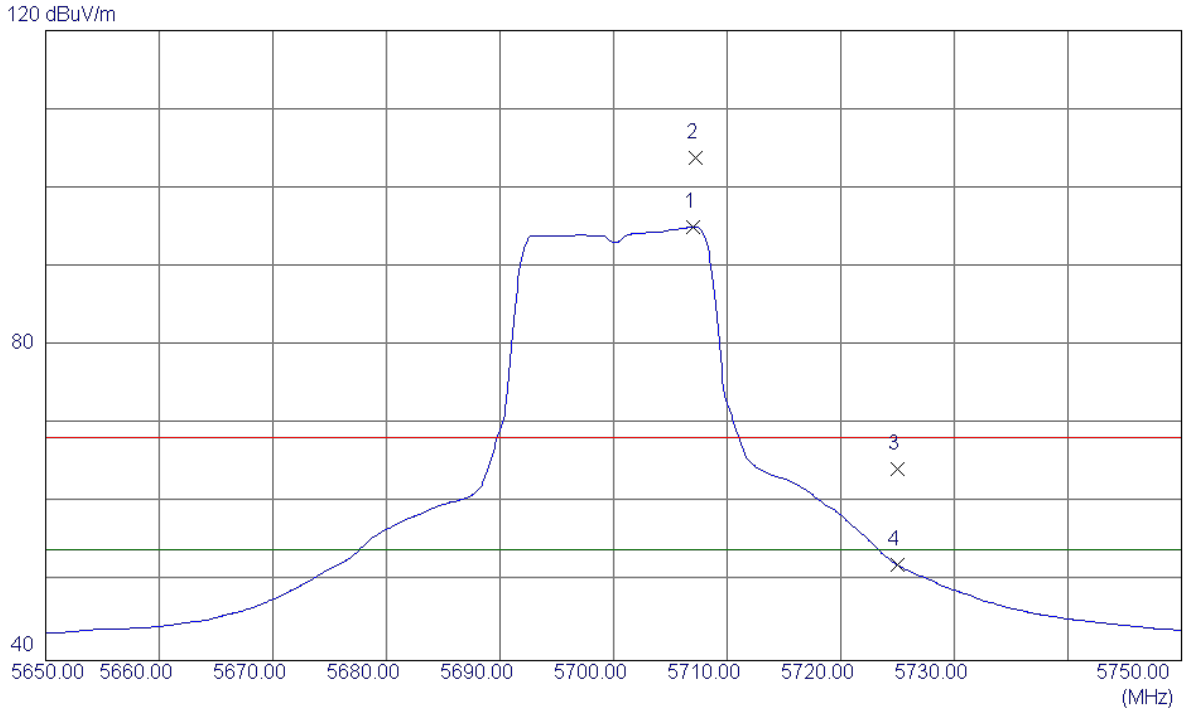


No.	Freq. MHz	Reading Level dBuV/m	Correct Factor dB	Measure ment dBuV/m	Limit dBuV/m	Margin dB	Detector	Comment
1	11400.1300	38.43	16.62	55.05	68.30	-13.25	Peak	
2 *	11400.2530	27.30	16.62	43.92	54.00	-10.08	AVG	

Remark: This test data is from original report BTL-FCCP-4-1602C038.

Orthogonal Axis :	X
Test Mode :	UNII-2C/ TX A Mode 5700MHz_ANT2

**Horizontal**

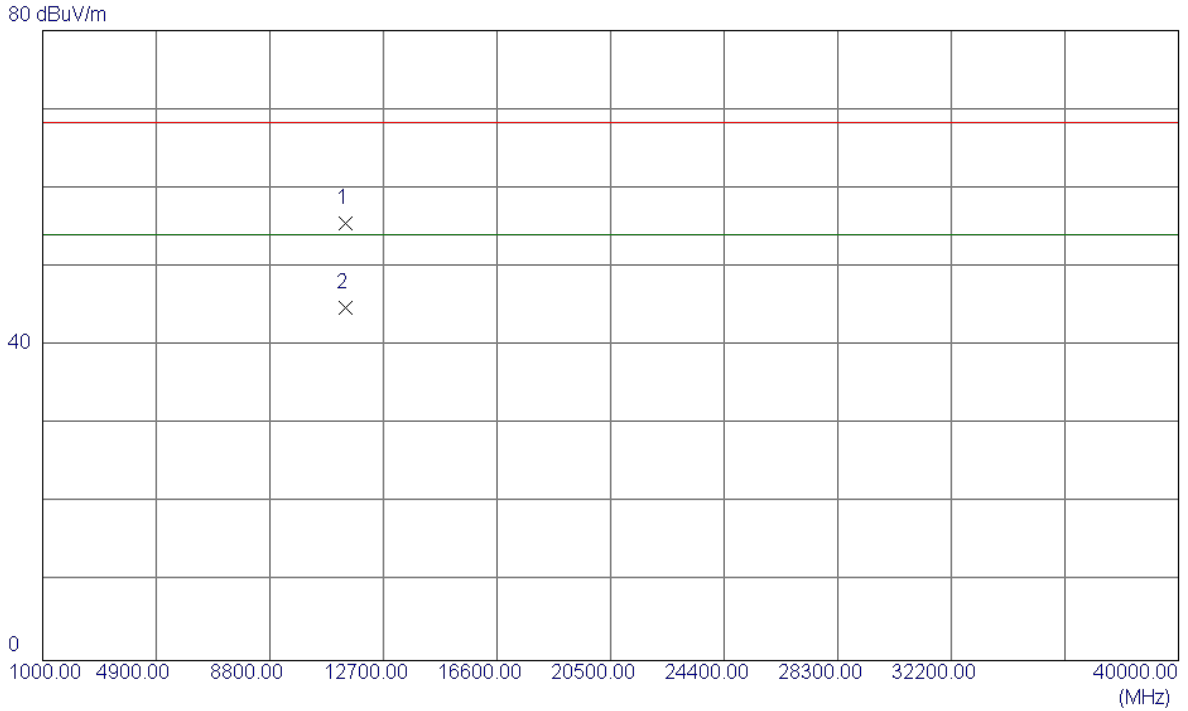


No.	Freq. MHz	Reading Level dBuV/m	Correct Factor dB	Measurement dBuV/m	Limit dBuV/m	Margin dB	Detector	Comment
1 *	5707.0000	52.85	42.18	95.03	54.00	41.03	AVG	NO LIMIT
2	5707.2000	61.72	42.19	103.91	68.30	35.61	Peak	NO LIMIT
3	5725.0000	22.03	42.24	64.27	68.30	-4.03	Peak	
4	5725.0000	9.92	42.24	52.16	54.00	-1.84	AVG	

Remark: This test data is from original report BTL-FCCP-4-1602C038.

Orthogonal Axis :	X
Test Mode :	UNII-2C/ TX A Mode 5700MHz_ANT2

**Horizontal**

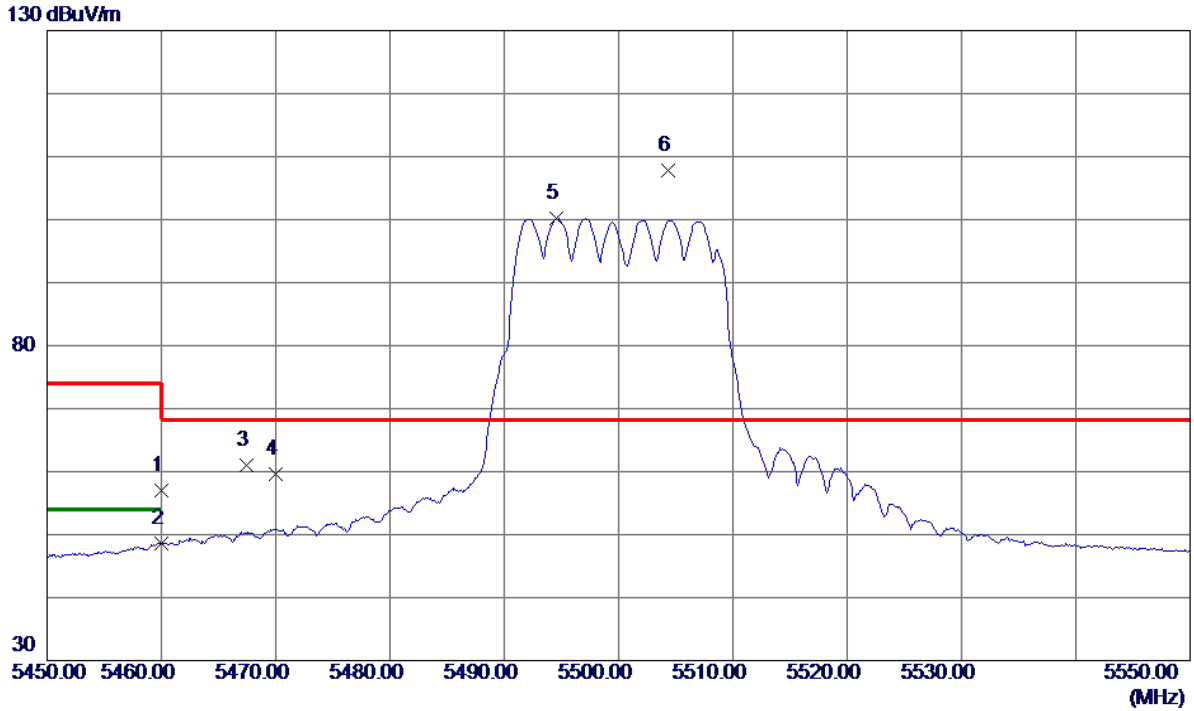


No.	Freq. MHz	Reading Level dBuV/m	Correct Factor dB	Measure ment dBuV/m	Limit dBuV/m	Margin dB	Detector	Comment
1	11400.3600	38.91	16.62	55.53	68.30	-12.77	Peak	
2 *	11401.7500	28.11	16.62	44.73	54.00	-9.27	AVG	

Remark: This test data is from original report BTL-FCCP-4-1602C038.

Orthogonal Axis :	X
Test Mode :	UNII-2C/ TX N20 Mode 5500MHz

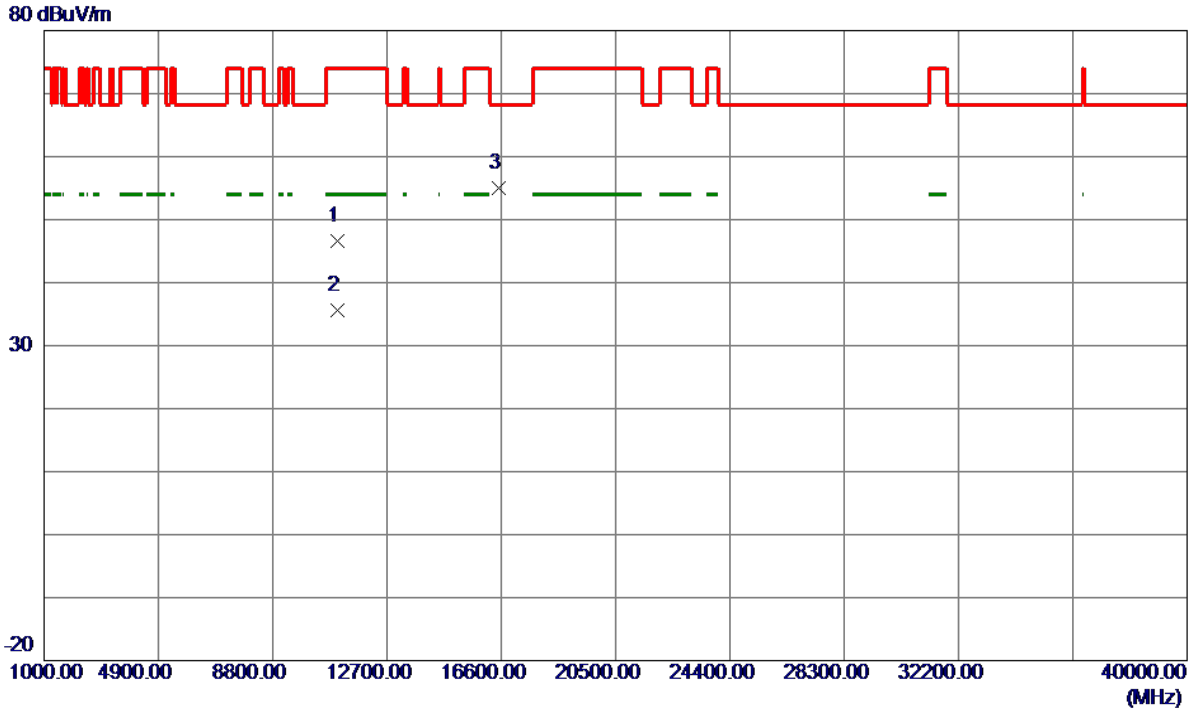
**Vertical**



No.	Freq. MHz	Reading Level dBuV/m	Correct Factor dB	Measure ment dBuV/m	Limit dBuV/m	Margin dB	Detector	Comment
1	5460.0000	36.96	20.06	57.02	74.00	-16.98	Peak	
2	5460.0000	28.49	20.06	48.55	54.00	-5.45	AVG	
3	5467.4000	40.89	20.11	61.00	68.30	-7.30	Peak	
4	5470.0000	39.42	20.12	59.54	68.30	-8.76	Peak	
5	5494.6000	79.89	20.27	100.16	999.00	-898.84	AVG	No Limit
6 *	5504.3000	87.48	20.32	107.80	68.30	39.50	Peak	No Limit

Orthogonal Axis :	X
Test Mode :	UNII-2C/ TX N20 Mode 5500MHz

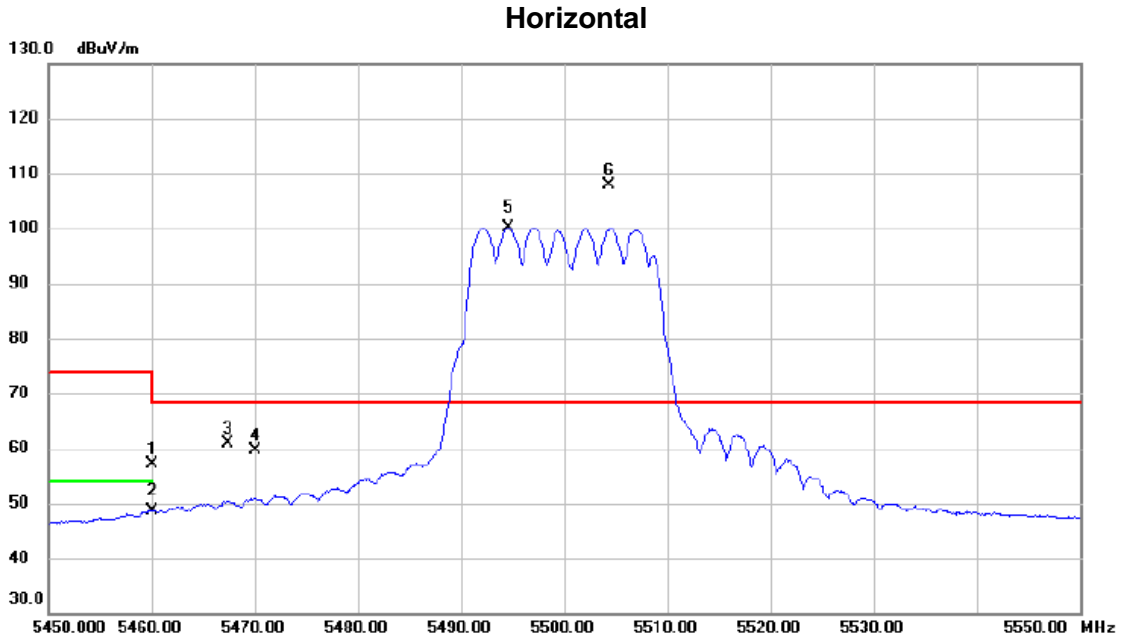
**Vertical**



No.	Freq. MHz	Reading Level dBuV/m	Correct Factor dB	Measure ment dBuV/m	Limit dBuV/m	Margin dB	Detector	Comment
1	10995.7699	30.48	16.04	46.52	74.00	-27.48	Peak	
2	11002.5199	19.62	16.04	35.66	54.00	-18.34	AVG	
3 *	16503.0399	32.24	22.83	55.07	68.30	-13.23	Peak	



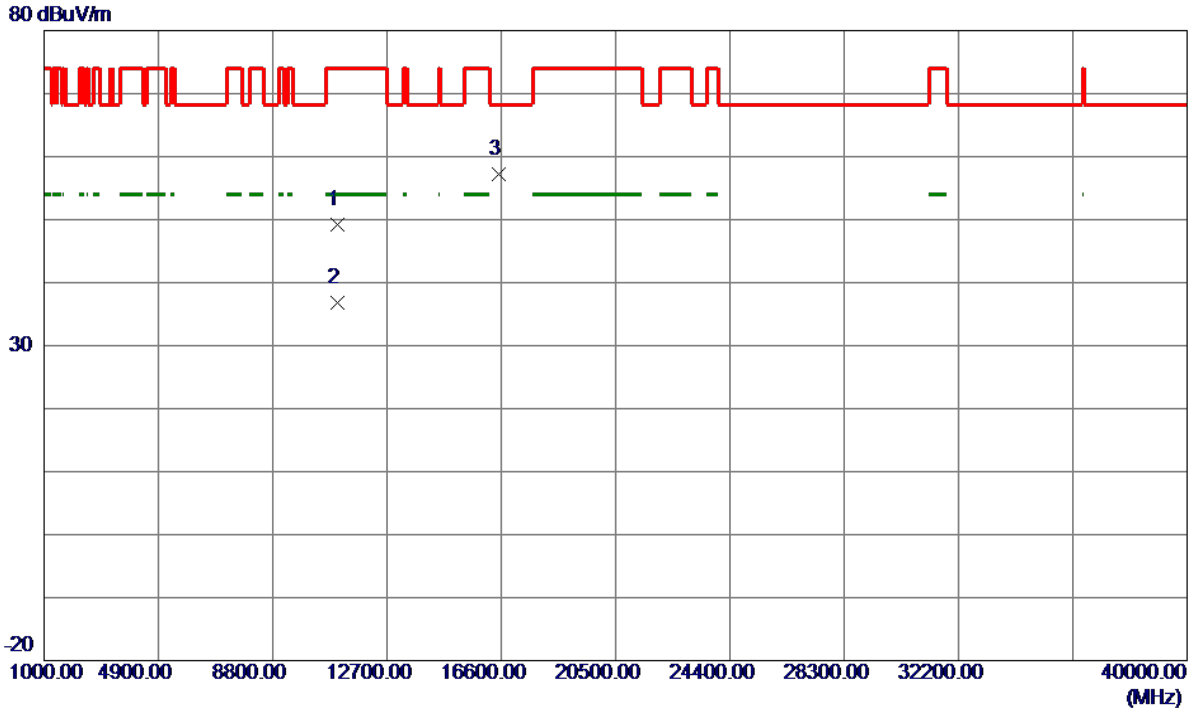
Orthogonal Axis :	X
Test Mode :	UNII-2C/ TX N20 Mode 5500MHz



No.	Mk.	Freq. MHz	Reading Level dBuV	Correct Factor dB	Measure- ment dBuV/m	Limit dBuV/m	Margin dB	Detector	Comment
1		5460.000	36.96	20.06	57.02	74.00	-16.98	peak	
2		5460.000	28.49	20.06	48.55	54.00	-5.45	AVG	
3		5467.400	40.89	20.11	61.00	68.30	-7.30	peak	
4		5470.000	39.41	20.13	59.54	68.30	-8.76	peak	
5	X	5494.600	79.88	20.28	100.16	68.30	31.86	AVG	No Limit
6	*	5504.300	87.48	20.32	107.80	68.30	39.50	peak	No Limit

Orthogonal Axis :	X
Test Mode :	UNII-2C/ TX N20 Mode 5500MHz

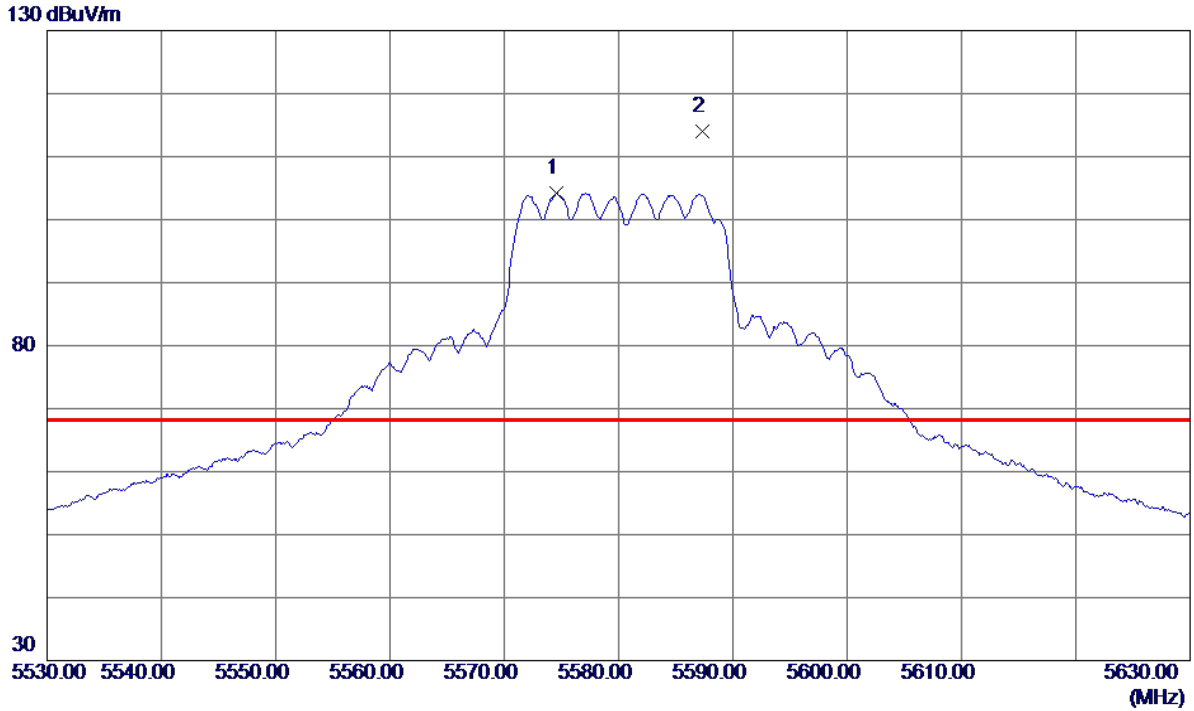
Horizontal



No.	Freq. MHz	Reading Level dBuV/m	Correct Factor dB	Measure ment dBuV/m	Limit dBuV/m	Margin dB	Detector	Comment
1	10997.5900	33.23	16.03	49.26	74.00	-24.74	Peak	
2	11001.0000	20.86	16.03	36.89	54.00	-17.11	AVG	
3 *	16500.9200	34.36	22.82	57.18	68.30	-11.12	Peak	

Orthogonal Axis :	X
Test Mode :	UNII-2C/ TX N20 Mode 5580MHz

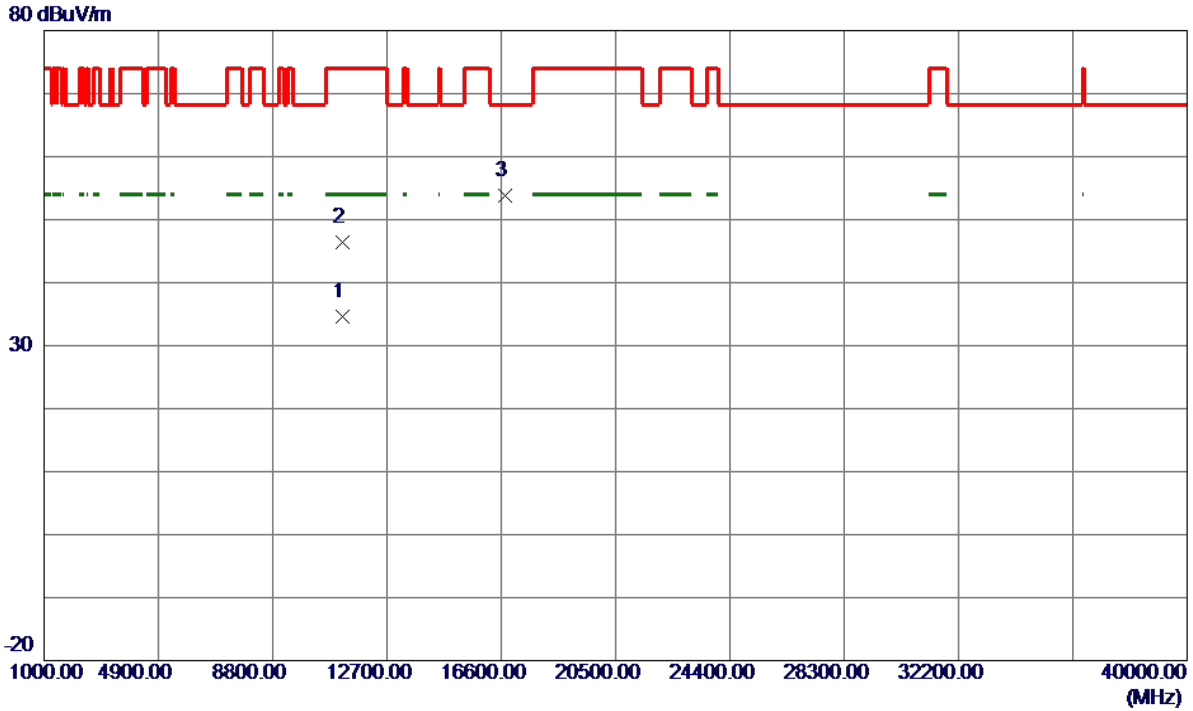
**Vertical**



No.	Freq. MHz	Reading Level dBuV/m	Correct Factor dB	Measure ment dBuV/m	Limit dBuV/m	Margin dB	Detector	Comment
1	5574.6000	83.59	20.60	104.19	999.00	-894.81	AVG	No Limit
2 *	5587.3000	93.34	20.65	113.99	68.30	45.69	Peak	No Limit

Orthogonal Axis :	X
Test Mode :	UNII-2C/ TX N20 Mode 5580MHz

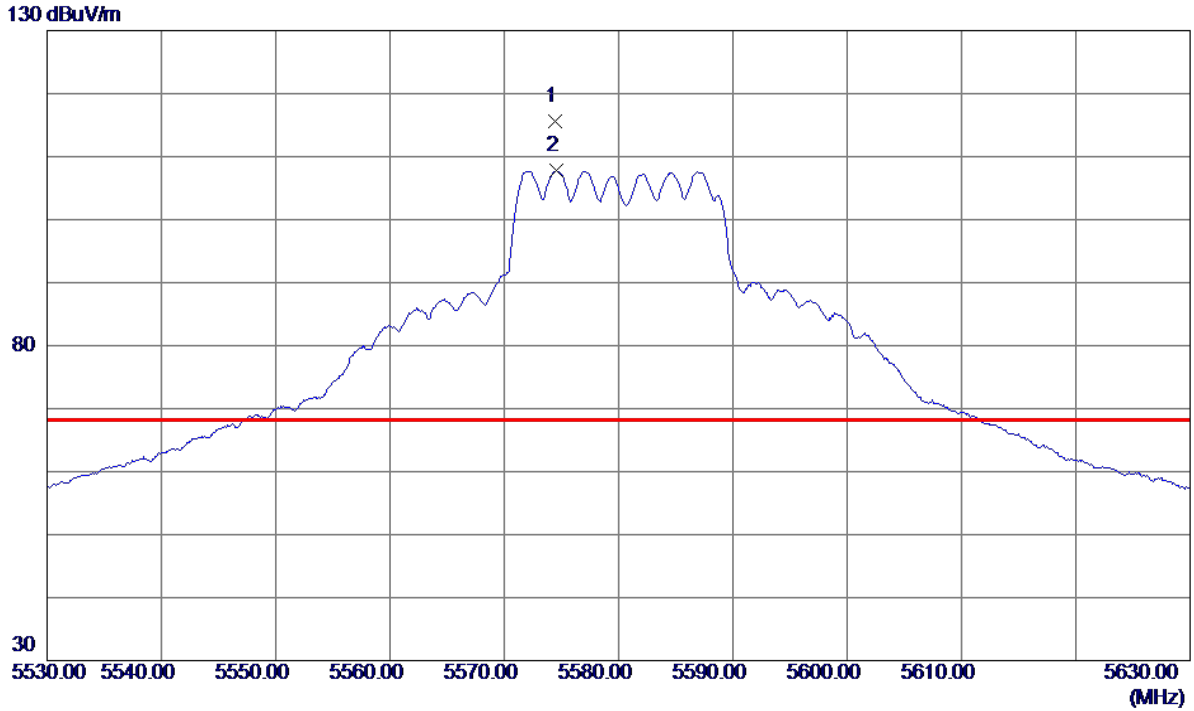
**Vertical**



No.	Freq. MHz	Reading Level dBuV/m	Correct Factor dB	Measure ment dBuV/m	Limit dBuV/m	Margin dB	Detector	Comment
1	11162.0000	17.94	16.60	34.54	54.00	-19.46	AVG	
2	11163.2699	29.82	16.60	46.42	74.00	-27.58	Peak	
3 *	16743.7300	31.02	22.84	53.86	68.30	-14.44	Peak	

Orthogonal Axis :	X
Test Mode :	UNII-2C/ TX N20 Mode 5580MHz

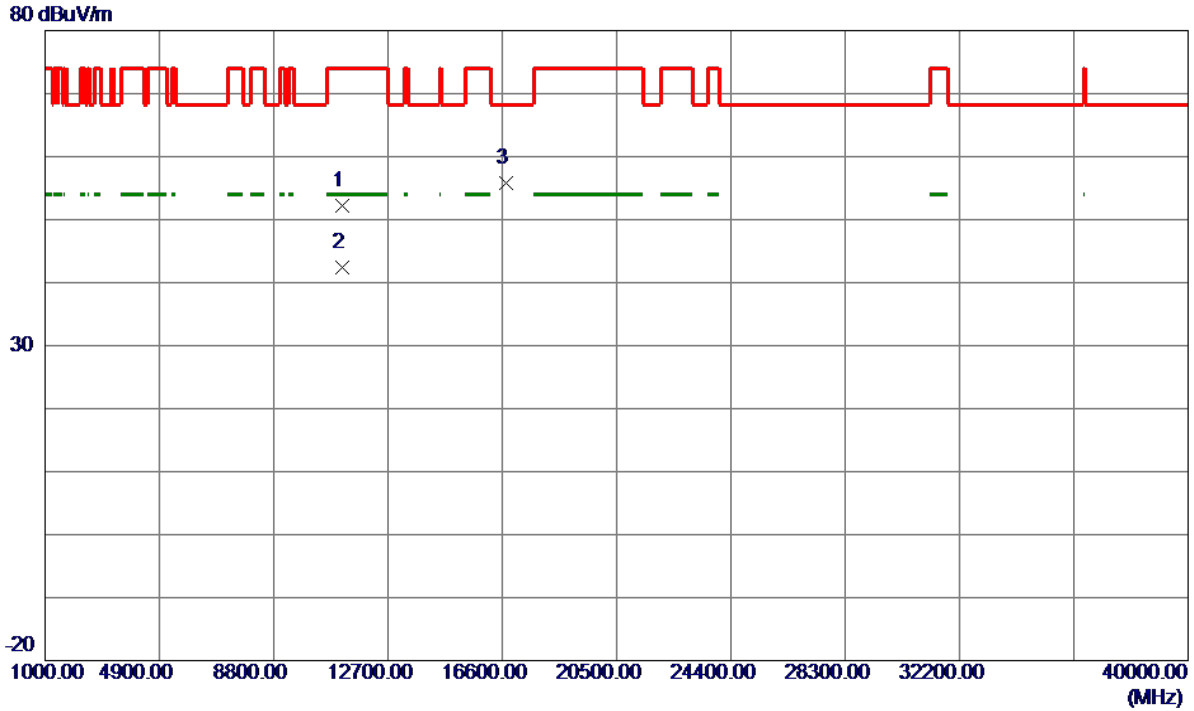
**Horizontal**



No.	Freq. MHz	Reading Level dBuV/m	Correct Factor dB	Measure ment dBuV/m	Limit dBuV/m	Margin dB	Detector	Comment
1 *	5574.4000	95.06	20.60	115.66	68.30	47.36	Peak	No Limit
2	5574.6000	87.13	20.60	107.73	999.00	-891.27	AVG	No Limit

Orthogonal Axis :	X
Test Mode :	UNII-2C/ TX N20 Mode 5580MHz

**Horizontal**

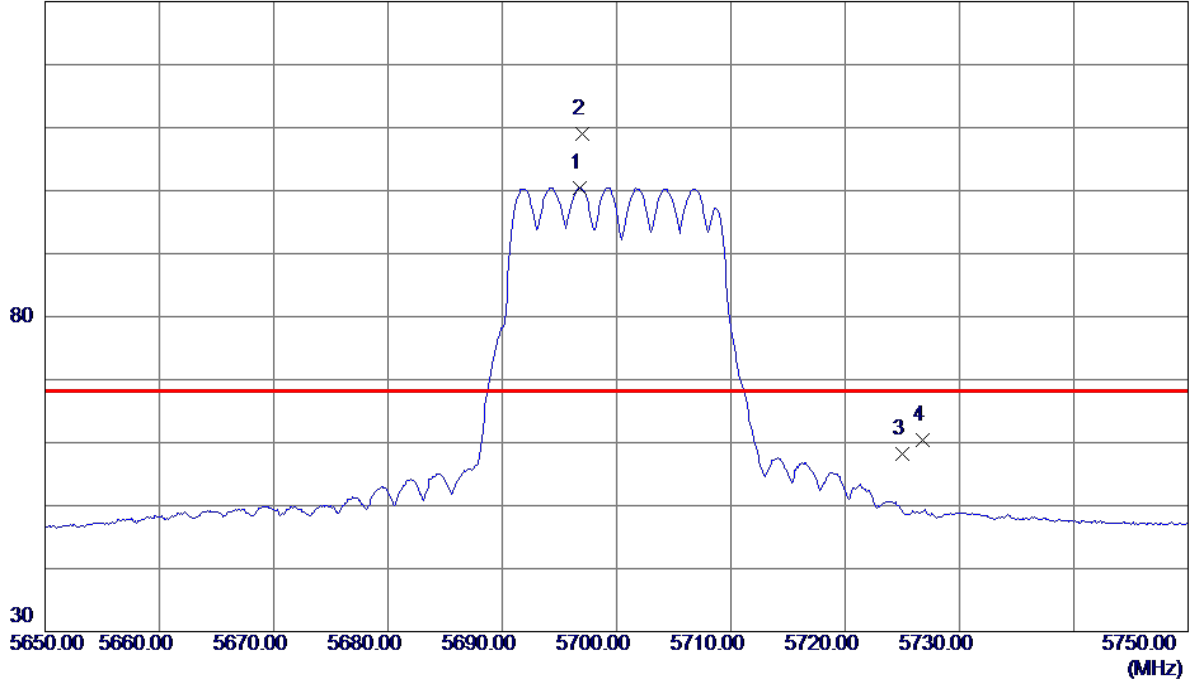


No.	Freq. MHz	Reading Level dBuV/m	Correct Factor dB	Measure ment dBuV/m	Limit dBuV/m	Margin dB	Detector	Comment
1	11158.0000	35.70	16.58	52.28	74.00	-21.72	Peak	
2 *	11160.4500	25.78	16.59	42.37	54.00	-11.63	AVG	
3	16729.4500	33.03	22.84	55.87	68.30	-12.43	Peak	

Orthogonal Axis :	X
Test Mode :	UNII-2C/ TX N20 Mode 5700MHz

**Vertical**

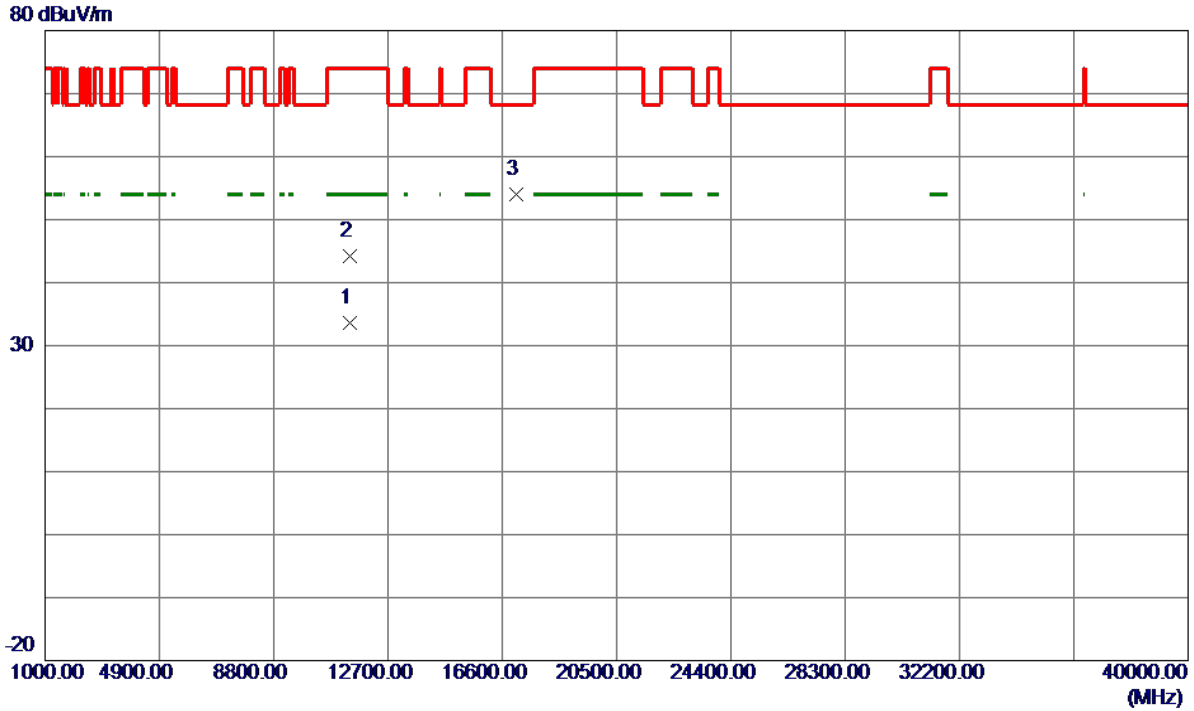
130 dBuV/m



No.	Freq. MHz	Reading Level dBuV/m	Correct Factor dB	Measure ment dBuV/m	Limit dBuV/m	Margin dB	Detector	Comment
1	5696.8000	79.40	21.09	100.49	999.00	-898.51	AVG	No Limit
2 *	5697.0000	87.86	21.09	108.95	68.30	40.65	Peak	No Limit
3	5725.0000	36.92	21.20	58.12	68.30	-10.18	Peak	
4	5726.8000	39.13	21.21	60.34	68.30	-7.96	Peak	

Orthogonal Axis :	X
Test Mode :	UNII-2C/ TX N20 Mode 5700MHz

**Vertical**

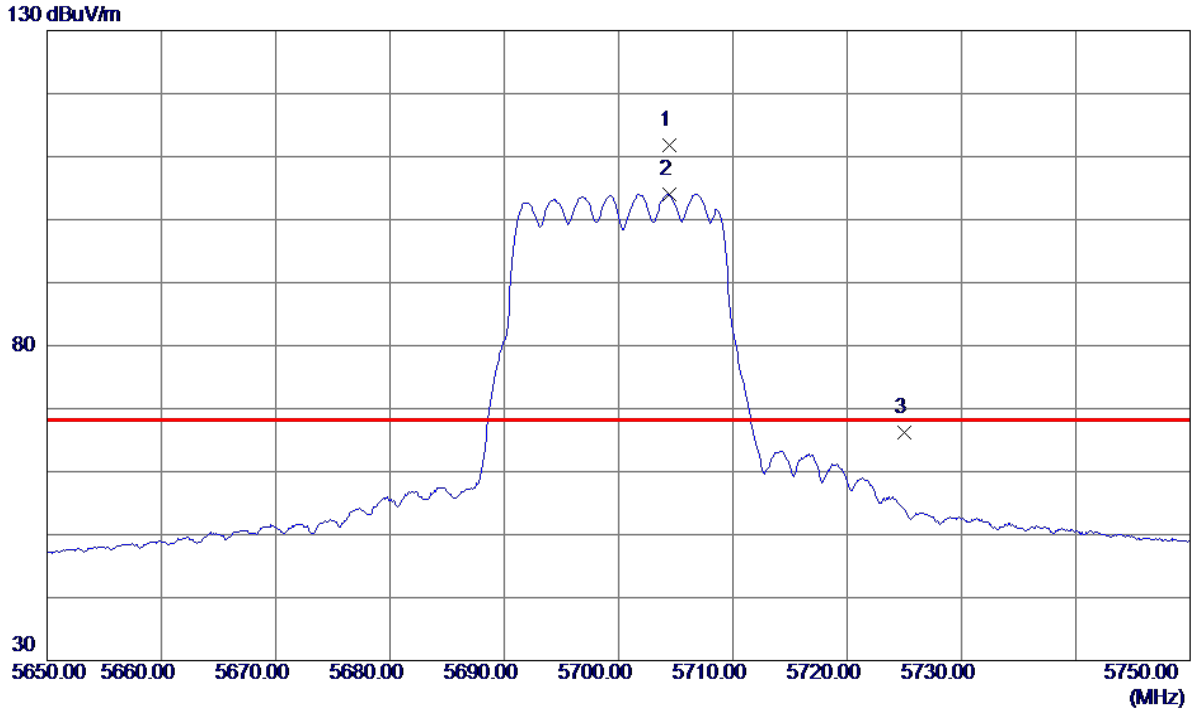


No.	Freq. MHz	Reading Level dBuV/m	Correct Factor dB	Measure ment dBuV/m	Limit dBuV/m	Margin dB	Detector	Comment
1	11398.4500	16.21	17.43	33.64	54.00	-20.36	AVG	
2	11402.0100	26.74	17.44	44.18	74.00	-29.82	Peak	
3 *	17095.1900	31.11	22.98	54.09	68.30	-14.21	Peak	



Orthogonal Axis :	X
Test Mode :	UNII-2C/ TX N20 Mode 5700MHz

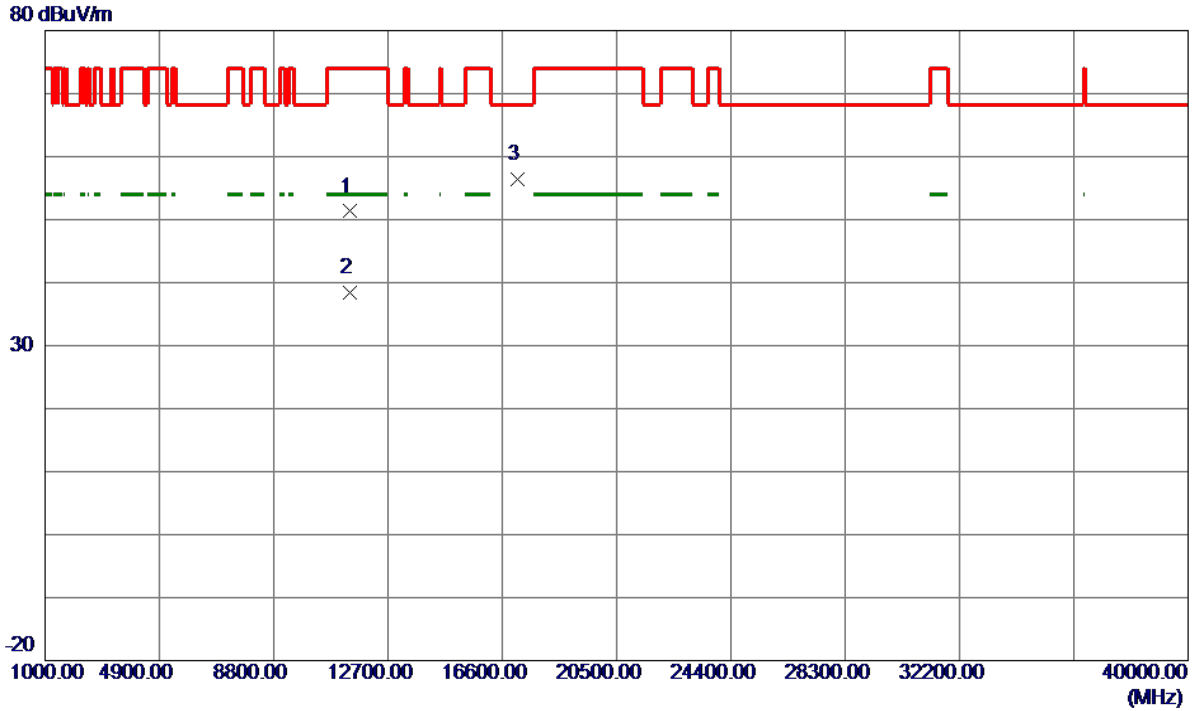
**Horizontal**



No.	Freq. MHz	Reading Level dBuV/m	Correct Factor dB	Measure ment dBuV/m	Limit dBuV/m	Margin dB	Detector	Comment
1 *	5704.4000	90.77	21.12	111.89	68.30	43.59	Peak	No Limit
2	5704.4000	82.87	21.12	103.99	999.00	-895.01	AVG	No Limit
3	5725.0000	44.97	21.20	66.17	68.30	-2.13	Peak	

Orthogonal Axis :	X
Test Mode :	UNII-2C/ TX N20 Mode 5700MHz

**Horizontal**

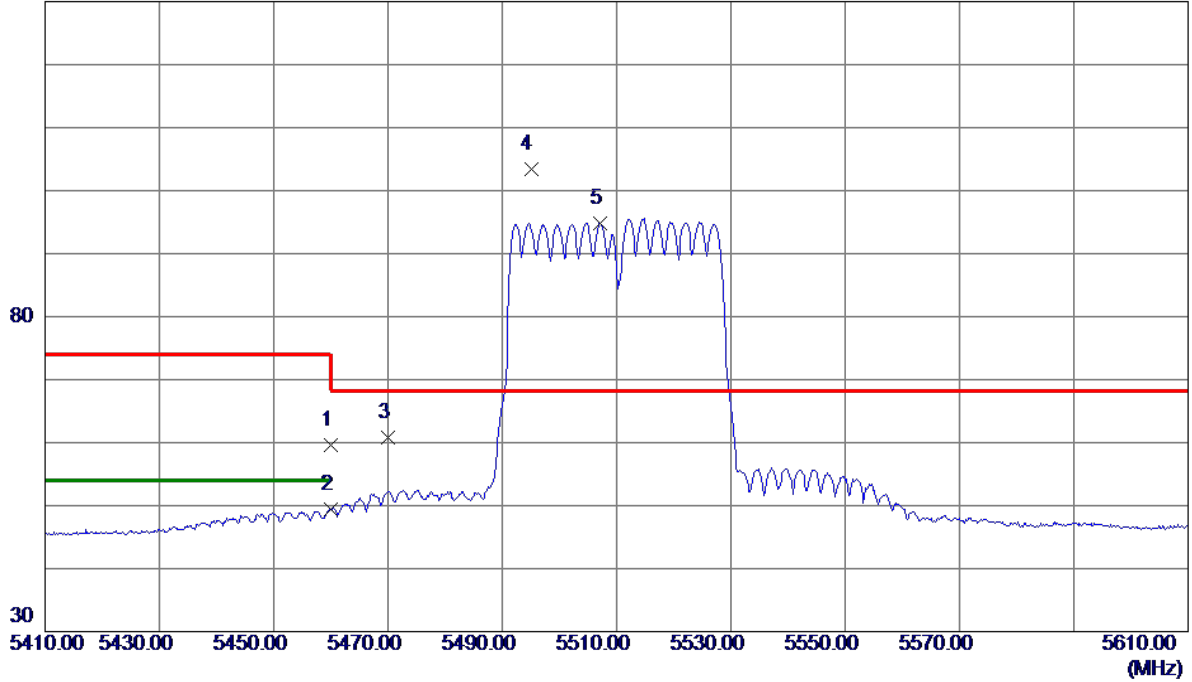


No.	Freq. MHz	Reading Level dBuV/m	Correct Factor dB	Measure ment dBuV/m	Limit dBuV/m	Margin dB	Detector	Comment
1	11401.8500	33.86	17.44	51.30	74.00	-22.70	Peak	
2	11404.9300	20.95	17.45	38.40	54.00	-15.60	AVG	
3 *	17101.1700	33.48	22.98	56.46	68.30	-11.84	Peak	

Orthogonal Axis :	X
Test Mode :	UNII-2C/ TX N40 Mode 5510MHz

**Vertical**

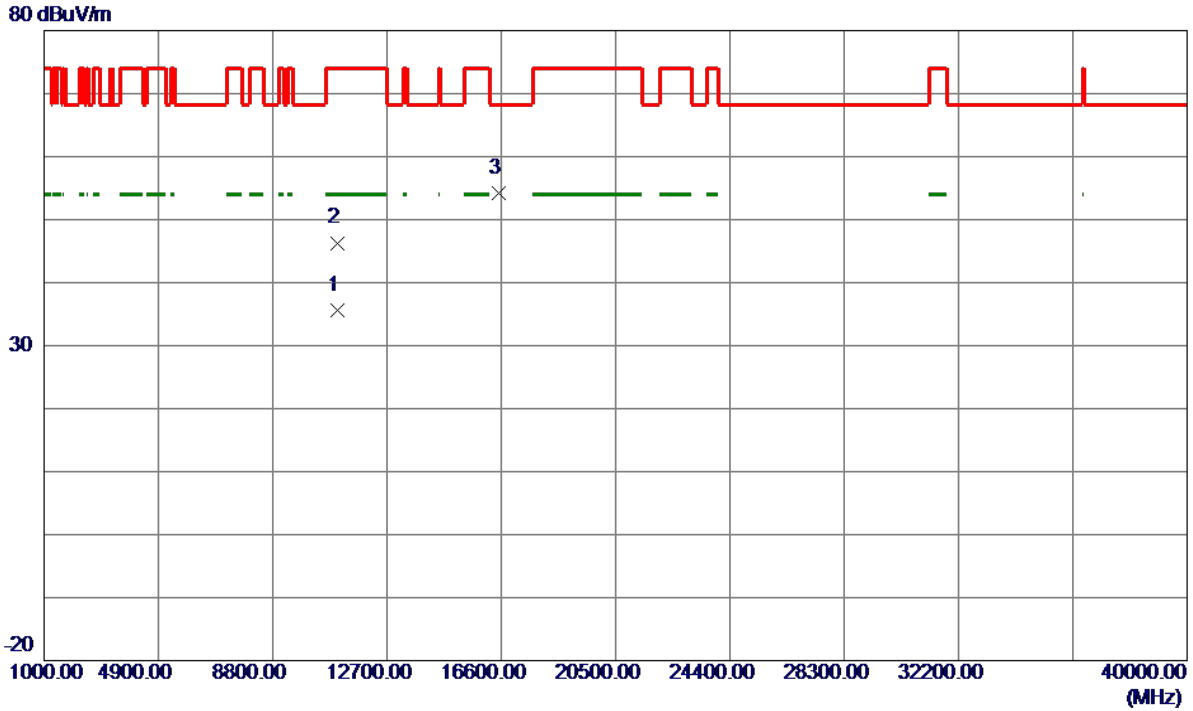
130 dBuV/m



No.	Freq. MHz	Reading Level dBuV/m	Correct Factor dB	Measure ment dBuV/m	Limit dBuV/m	Margin dB	Detector	Comment
1	5460.0000	39.62	20.06	59.68	74.00	-14.32	Peak	
2	5460.0000	29.35	20.06	49.41	54.00	-4.59	AVG	
3	5470.0000	40.71	20.12	60.83	68.30	-7.47	Peak	
4 *	5495.0000	83.12	20.27	103.39	68.30	35.09	Peak	No Limit
5	5507.2000	74.55	20.33	94.88	999.00	-904.12	AVG	No Limit

Orthogonal Axis :	X
Test Mode :	UNII-2C/ TX N40 Mode 5510MHz

**Vertical**

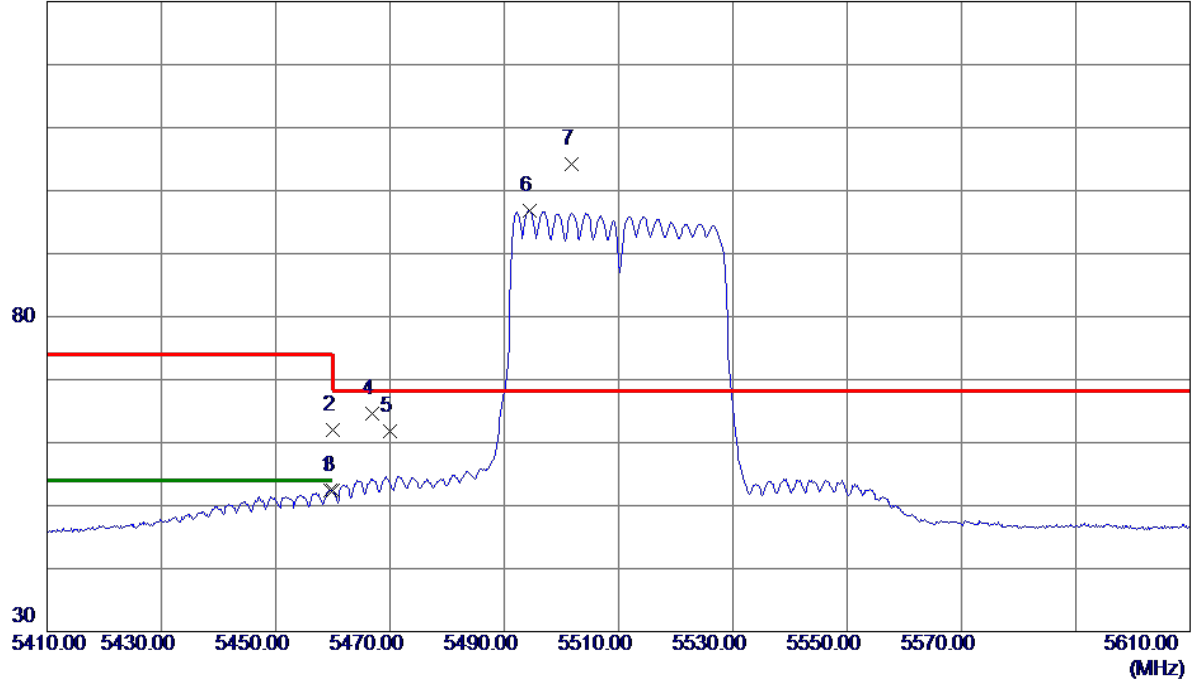


No.	Freq. MHz	Reading Level dBuV/m	Correct Factor dB	Measure ment dBuV/m	Limit dBuV/m	Margin dB	Detector	Comment
1	11017.6000	19.57	16.09	35.66	54.00	-18.34	AVG	
2	11021.3800	30.19	16.11	46.30	74.00	-27.70	Peak	
3 *	16532.3300	31.39	22.83	54.22	68.30	-14.08	Peak	

Orthogonal Axis :	X
Test Mode :	UNII-2C/ TX N40 Mode 5510MHz

Horizontal

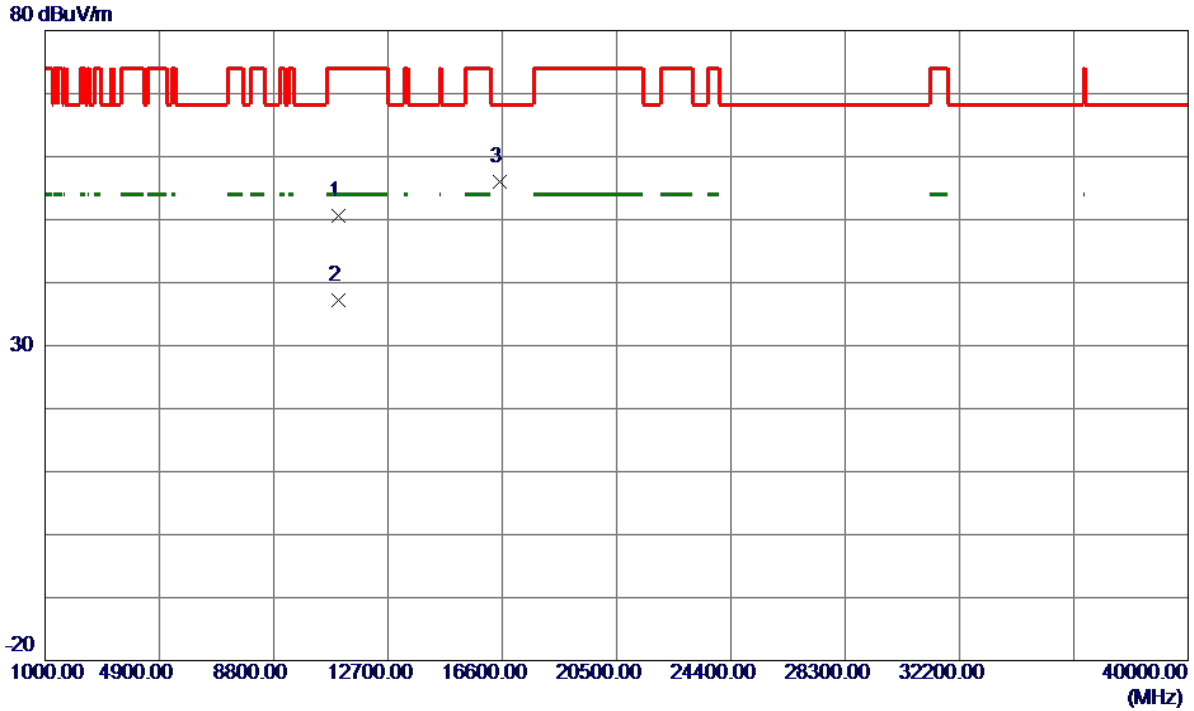
130 dBuV/m



No.	Freq. MHz	Reading Level dBuV/m	Correct Factor dB	Measure ment dBuV/m	Limit dBuV/m	Margin dB	Detector	Comment
1	5459.6000	32.40	20.06	52.46	54.00	-1.54	AVG	
2	5460.0000	41.85	20.06	61.91	74.00	-12.09	Peak	
3	5460.0000	32.28	20.06	52.34	54.00	-1.66	AVG	
4	5466.8000	44.57	20.10	64.67	68.30	-3.63	Peak	
5	5470.0000	41.71	20.12	61.83	68.30	-6.47	Peak	
6	5494.4000	76.56	20.27	96.83	999.00	-902.17	AVG	No Limit
7 *	5501.8000	83.85	20.31	104.16	68.30	35.86	Peak	No Limit

Orthogonal Axis :	X
Test Mode :	UNII-2C/ TX N40 Mode 5510MHz

**Horizontal**

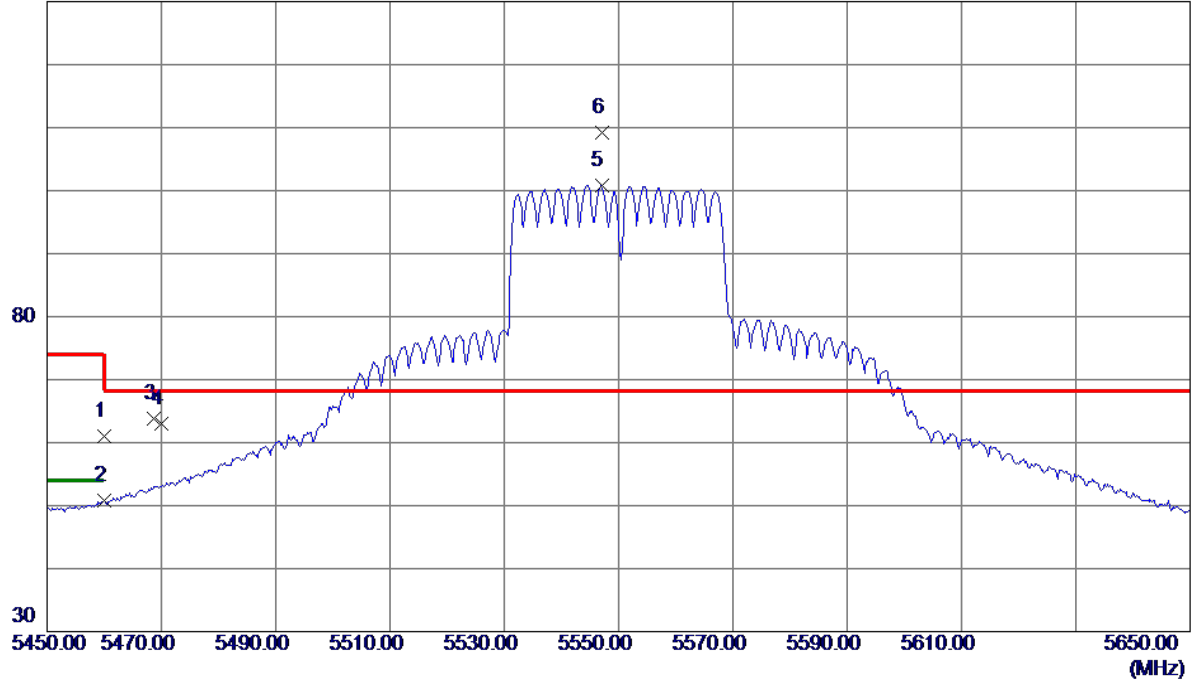


No.	Freq. MHz	Reading Level dBuV/m	Correct Factor dB	Measure ment dBuV/m	Limit dBuV/m	Margin dB	Detector	Comment
1	11018.3300	34.43	16.09	50.52	74.00	-23.48	Peak	
2	11024.9000	21.10	16.12	37.22	54.00	-16.78	AVG	
3 *	16526.2700	33.13	22.83	55.96	68.30	-12.34	Peak	

Orthogonal Axis :	X
Test Mode :	UNII-2C/ TX N40 Mode 5550MHz

**Vertical**

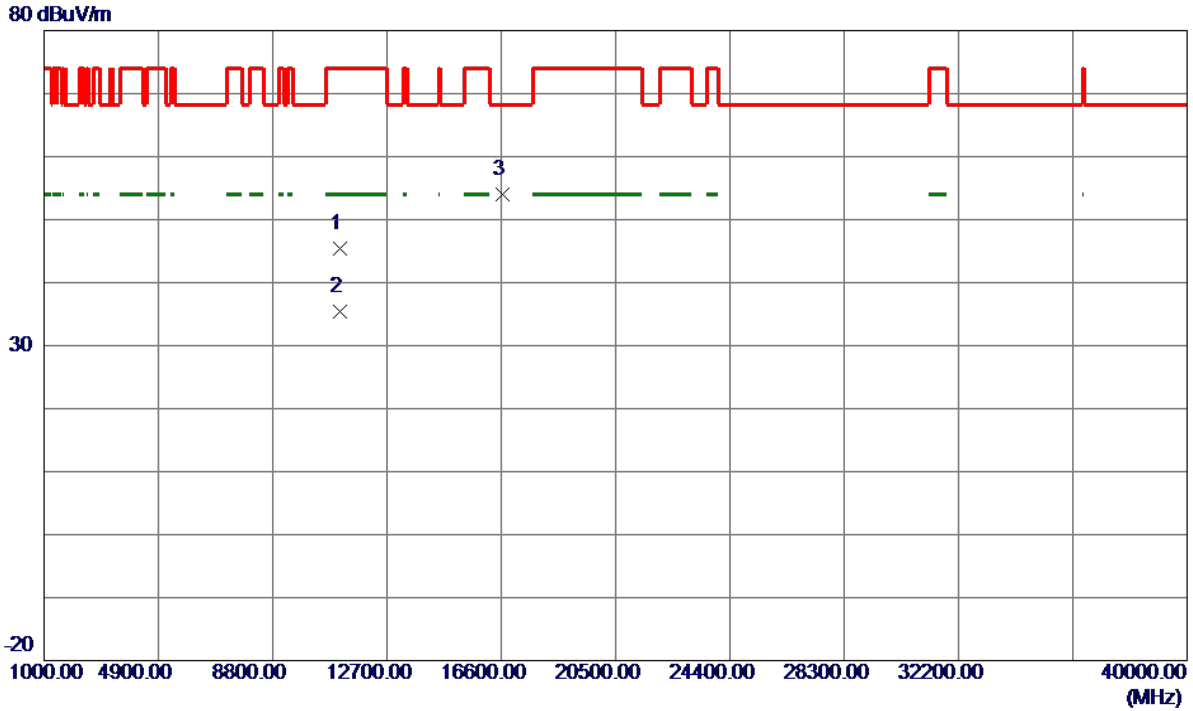
130 dBuV/m



No.	Freq. MHz	Reading Level dBuV/m	Correct Factor dB	Measure ment dBuV/m	Limit dBuV/m	Margin dB	Detector	Comment
1	5460.0000	40.96	20.06	61.02	74.00	-12.98	Peak	
2	5460.0000	30.75	20.06	50.81	54.00	-3.19	AVG	
3	5468.6000	43.62	20.12	63.74	68.30	-4.56	Peak	
4	5470.0000	42.90	20.12	63.02	68.30	-5.28	Peak	
5	5547.0000	80.32	20.49	100.81	999.00	-898.19	AVG	No Limit
6 *	5547.2000	88.75	20.49	109.24	68.30	40.94	Peak	No Limit

Orthogonal Axis :	X
Test Mode :	UNII-2C/ TX N40 Mode 5550MHz

**Vertical**



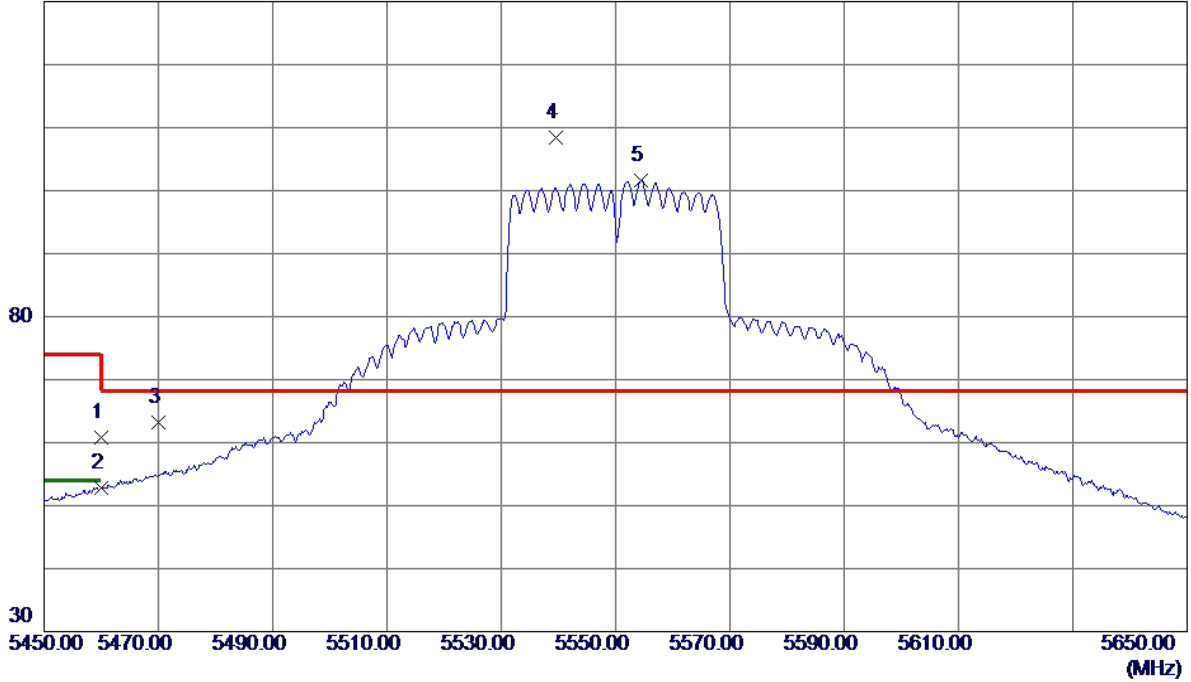
No.	Freq. MHz	Reading Level dBuV/m	Correct Factor dB	Measure ment dBuV/m	Limit dBuV/m	Margin dB	Detector	Comment
1	11096.2000	29.05	16.37	45.42	74.00	-28.58	Peak	
2	11103.8800	19.07	16.39	35.46	54.00	-18.54	AVG	
3 *	16647.4600	31.12	22.84	53.96	68.30	-14.34	Peak	



Orthogonal Axis :	X
Test Mode :	UNII-2C/ TX N40 Mode 5550MHz

**Horizontal**

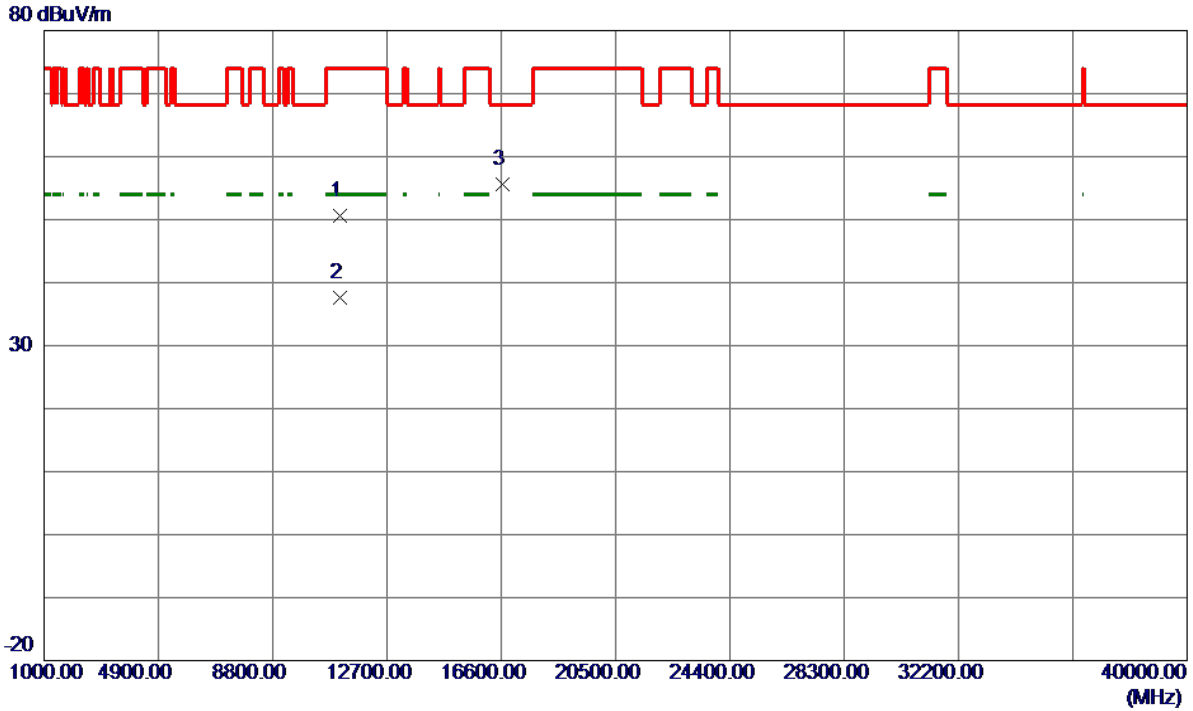
130 dBuV/m



No.	Freq. MHz	Reading Level dBuV/m	Correct Factor dB	Measure ment dBuV/m	Limit dBuV/m	Margin dB	Detector	Comment
1	5460.0000	40.80	20.06	60.86	74.00	-13.14	Peak	
2	5460.0000	32.71	20.06	52.77	54.00	-1.23	AVG	
3	5470.0000	43.13	20.12	63.25	68.30	-5.05	Peak	
4 *	5539.6000	87.94	20.46	108.40	68.30	40.10	Peak	No Limit
5	5554.4000	81.07	20.52	101.59	999.00	-897.41	AVG	No Limit

Orthogonal Axis :	X
Test Mode :	UNII-2C/ TX N40 Mode 5550MHz

**Horizontal**

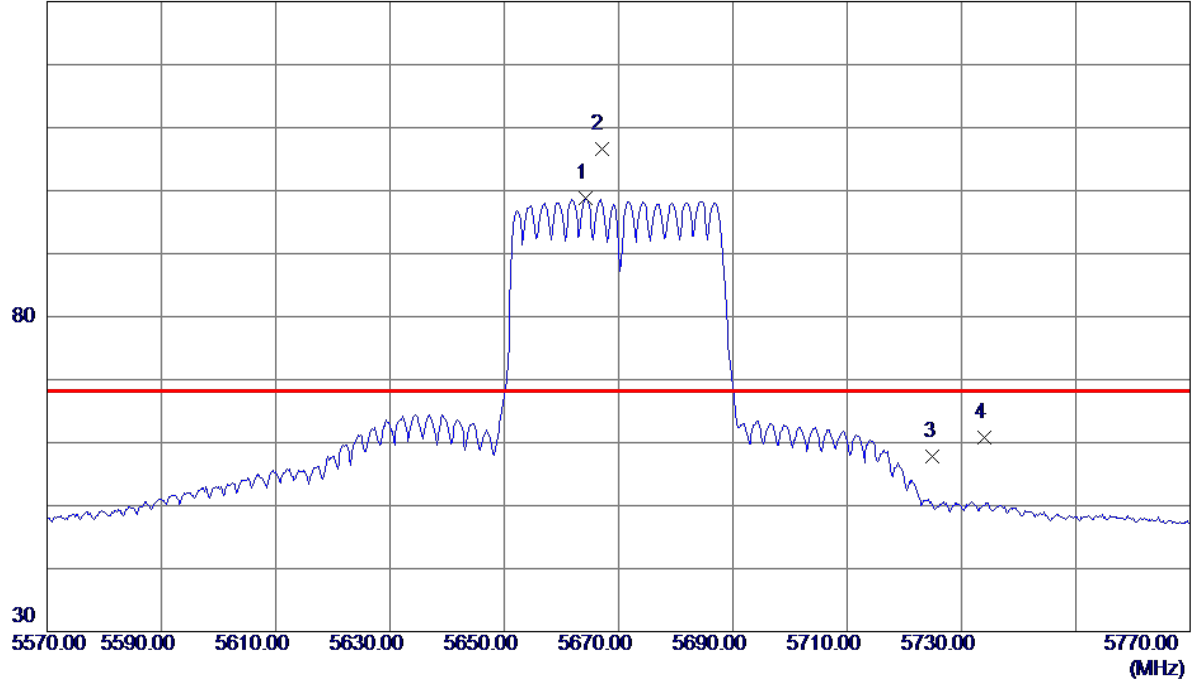


No.	Freq. MHz	Reading Level dBuV/m	Correct Factor dB	Measure ment dBuV/m	Limit dBuV/m	Margin dB	Detector	Comment
1	11098.3800	34.13	16.38	50.51	74.00	-23.49	Peak	
2	11098.5300	21.19	16.38	37.57	54.00	-16.43	AVG	
3 *	16653.3200	32.67	22.84	55.51	68.30	-12.79	Peak	

Orthogonal Axis :	X
Test Mode :	UNII-2C/ TX N40 Mode 5670MHz

**Vertical**

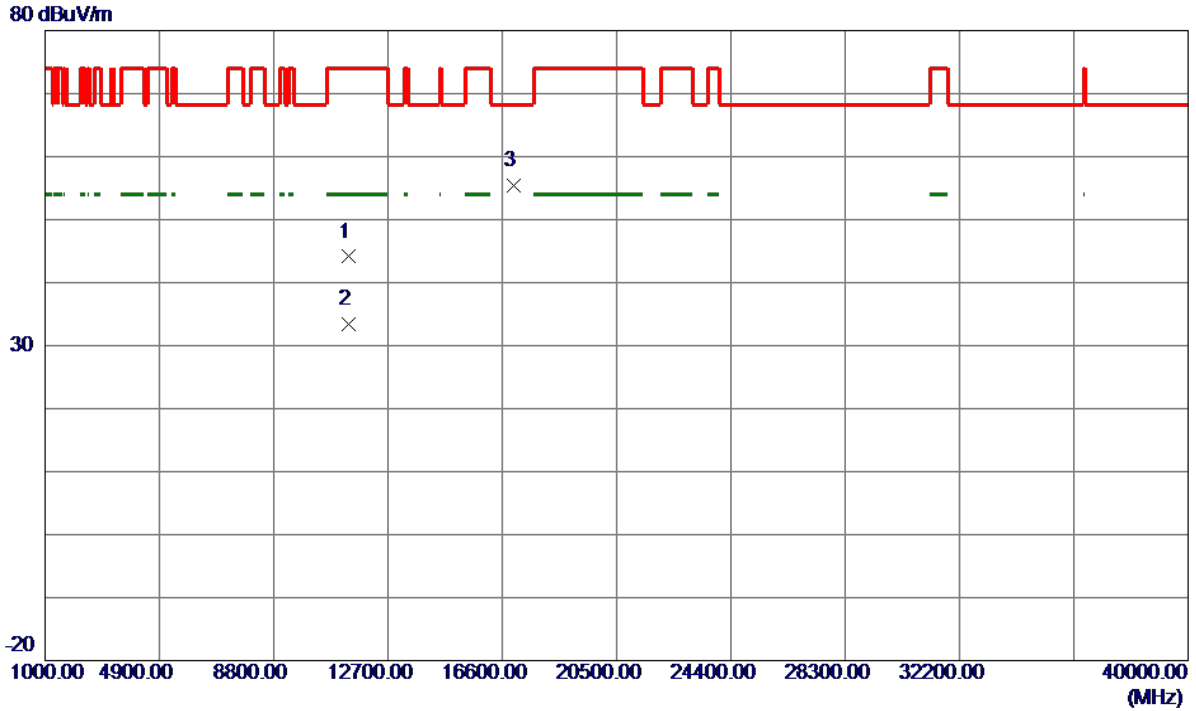
130 dBuV/m



No.	Freq. MHz	Reading Level dBuV/m	Correct Factor dB	Measure ment dBuV/m	Limit dBuV/m	Margin dB	Detector	Comment
1	5664.2000	77.78	20.96	98.74	999.00	-900.26	AVG	No Limit
2 *	5667.0000	85.69	20.97	106.66	68.30	38.36	Peak	No Limit
3	5725.0000	36.65	21.20	57.85	68.30	-10.45	Peak	
4	5734.0000	39.55	21.23	60.78	68.30	-7.52	Peak	

Orthogonal Axis :	X
Test Mode :	UNII-2C/ TX N40 Mode 5670MHz

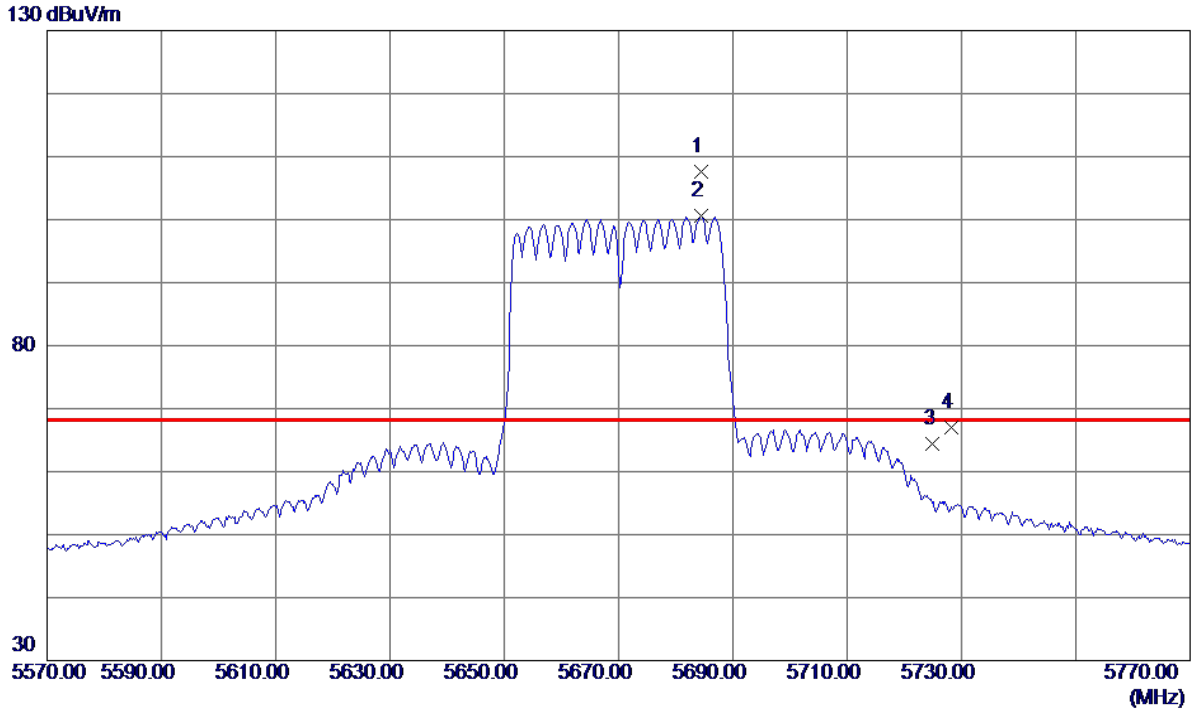
**Vertical**



No.	Freq. MHz	Reading Level dBuV/m	Correct Factor dB	Measure ment dBuV/m	Limit dBuV/m	Margin dB	Detector	Comment
1	11336.8400	26.89	17.21	44.10	74.00	-29.90	Peak	
2	11337.3700	16.21	17.21	33.42	54.00	-20.58	AVG	
3 *	17005.5800	32.47	22.87	55.34	68.30	-12.96	Peak	

Orthogonal Axis :	X
Test Mode :	UNII-2C/ TX N40 Mode 5670MHz

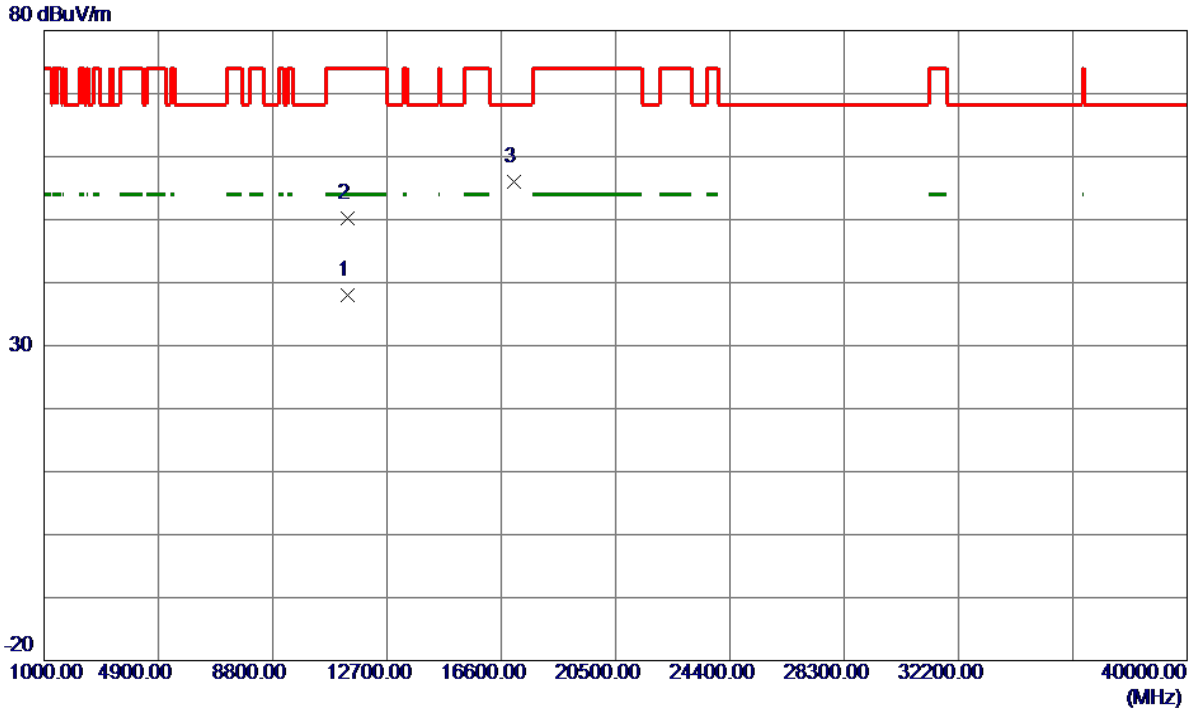
**Horizontal**



No.	Freq. MHz	Reading Level dBuV/m	Correct Factor dB	Measure ment dBuV/m	Limit dBuV/m	Margin dB	Detector	Comment
1 *	5684.4000	86.59	21.04	107.63	68.30	39.33	Peak	No Limit
2	5684.4000	79.47	21.04	100.51	999.00	-898.49	AVG	No Limit
3	5725.0000	43.25	21.20	64.45	68.30	-3.85	Peak	
4	5728.2000	45.81	21.21	67.02	68.30	-1.28	Peak	

Orthogonal Axis :	X
Test Mode :	UNII-2C/ TX N40 Mode 5670MHz

**Horizontal**

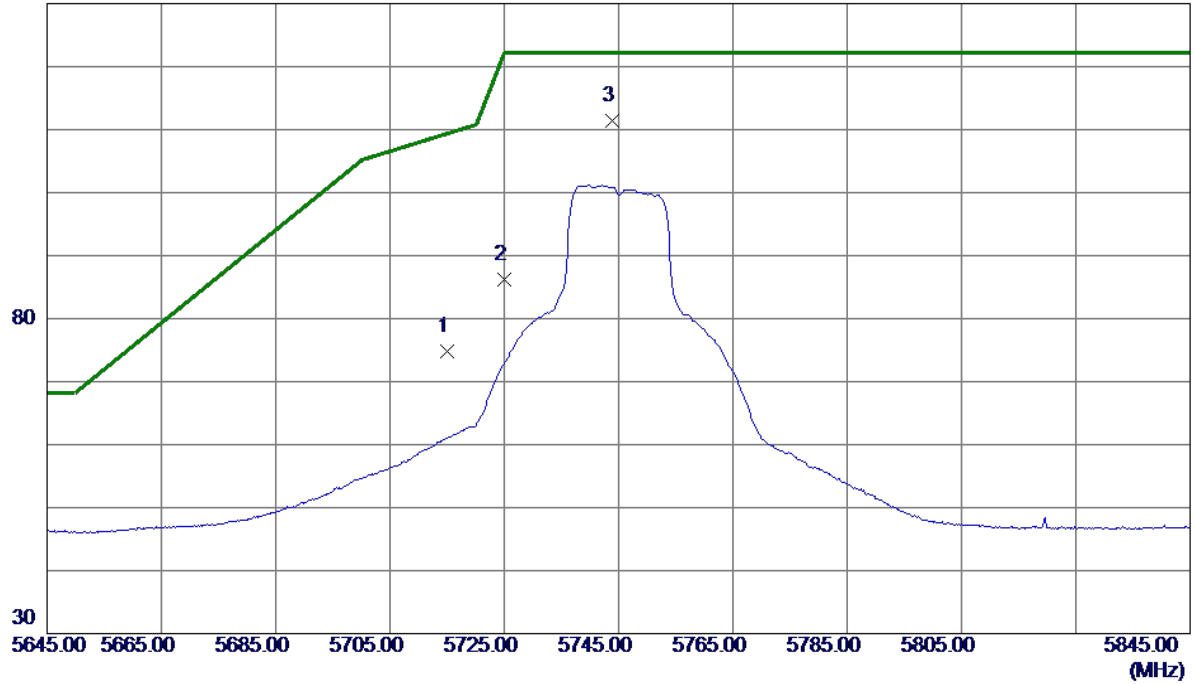


No.	Freq. MHz	Reading Level dBuV/m	Correct Factor dB	Measure ment dBuV/m	Limit dBuV/m	Margin dB	Detector	Comment
1	11335.2200	20.88	17.21	38.09	54.00	-15.91	AVG	
2	11337.1700	33.06	17.21	50.27	74.00	-23.73	Peak	
3 *	17012.5399	33.12	22.88	56.00	68.30	-12.30	Peak	

Orthogonal Axis:	X
Test Mode:	UNII-3/TX A Mode 5745MHz_ANT1

**Vertical**

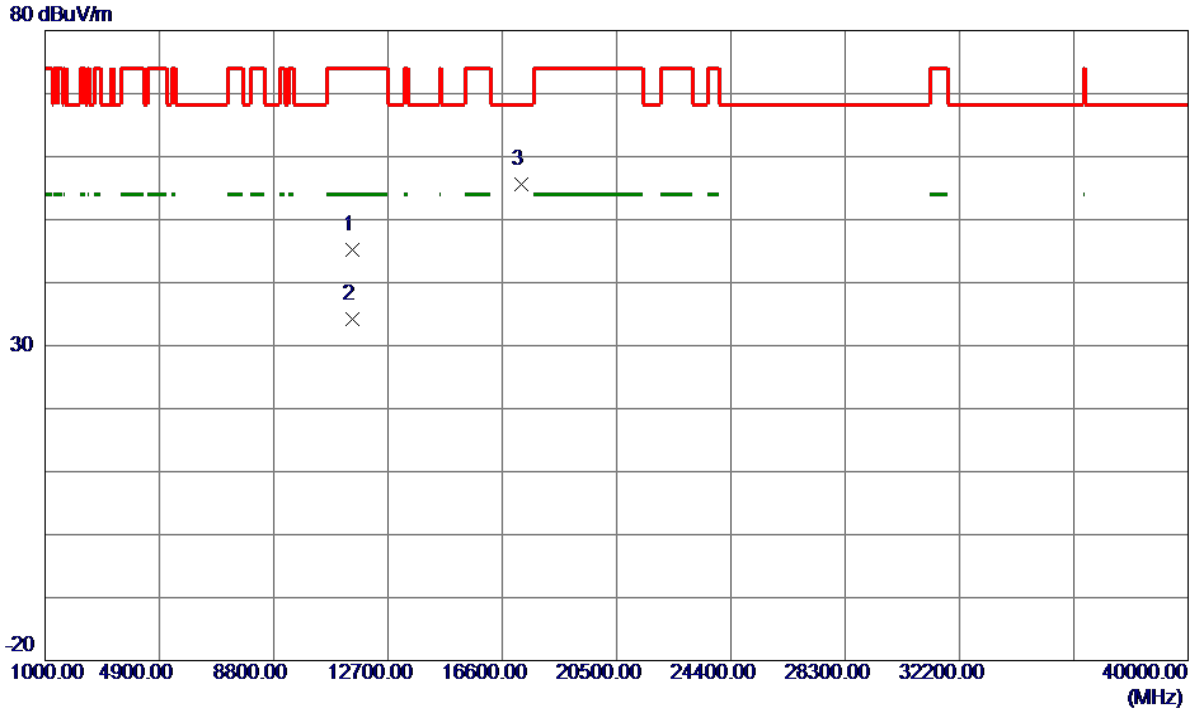
130 dBuV/m



No.	Freq. MHz	Reading Level dBuV/m	Correct Factor dB	Measure ment dBuV/m	Limit dBuV/m	Margin dB	Detector	Comment
1	5715.0000	53.69	21.16	74.85	109.40	-34.55	Peak	
2	5725.0000	64.98	21.20	86.18	122.20	-36.02	Peak	
3 *	5743.8000	90.10	21.27	111.37	122.20	-10.83	Peak	

Orthogonal Axis:	X
Test Mode:	UNII-3/TX A Mode 5745MHz_ANT1

**Vertical**

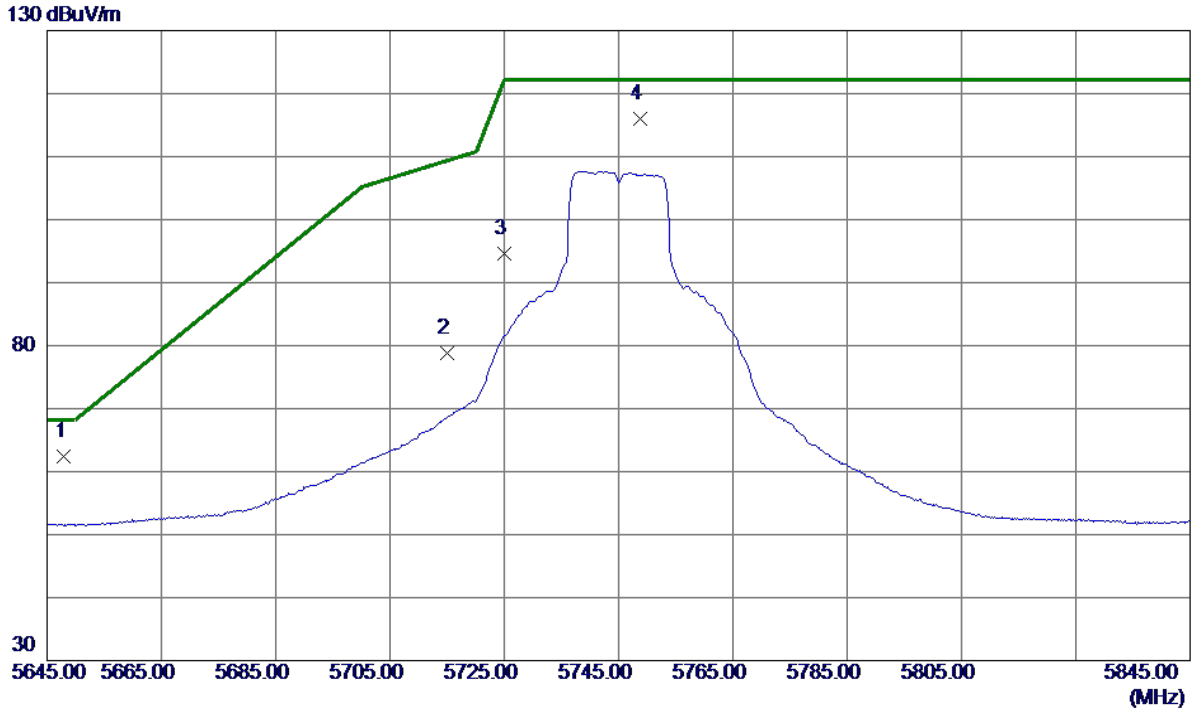


No.	Freq. MHz	Reading Level dBuV/m	Correct Factor dB	Measure ment dBuV/m	Limit dBuV/m	Margin dB	Detector	Comment
1	11492.5900	27.52	17.76	45.28	74.00	-28.72	Peak	
2	11494.6800	16.35	17.77	34.12	54.00	-19.88	AVG	
3 *	17236.4400	32.48	23.15	55.63	68.30	-12.67	Peak	



Orthogonal Axis:	X
Test Mode:	UNII-3/TX A Mode 5745MHz_ANT1

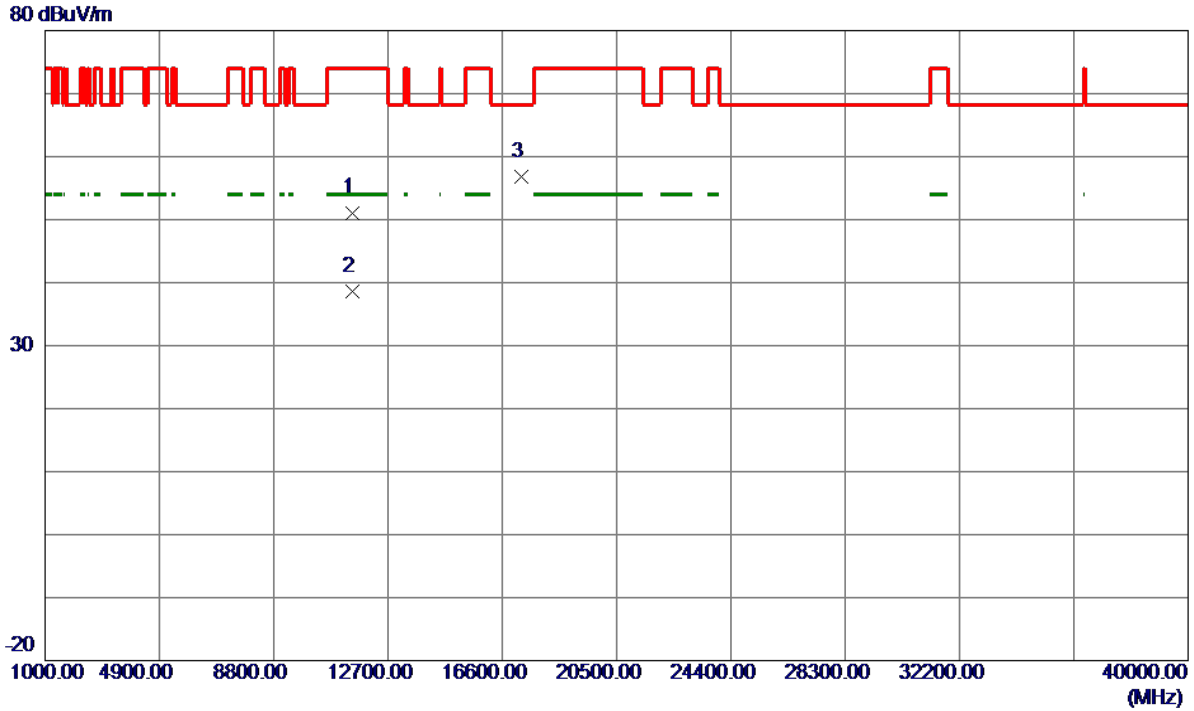
**Horizontal**



No.	Freq. MHz	Reading Level dBuV/m	Correct Factor dB	Measure ment dBuV/m	Limit dBuV/m	Margin dB	Detector	Comment
1 *	5648.0000	41.51	20.89	62.40	68.20	-5.80	Peak	
2	5715.0000	57.61	21.16	78.77	109.40	-30.63	Peak	
3	5725.0000	73.34	21.20	94.54	122.20	-27.66	Peak	
4	5748.8000	94.64	21.29	115.93	122.20	-6.27	Peak	

Orthogonal Axis:	X
Test Mode:	UNII-3/TX A Mode 5745MHz_ANT1

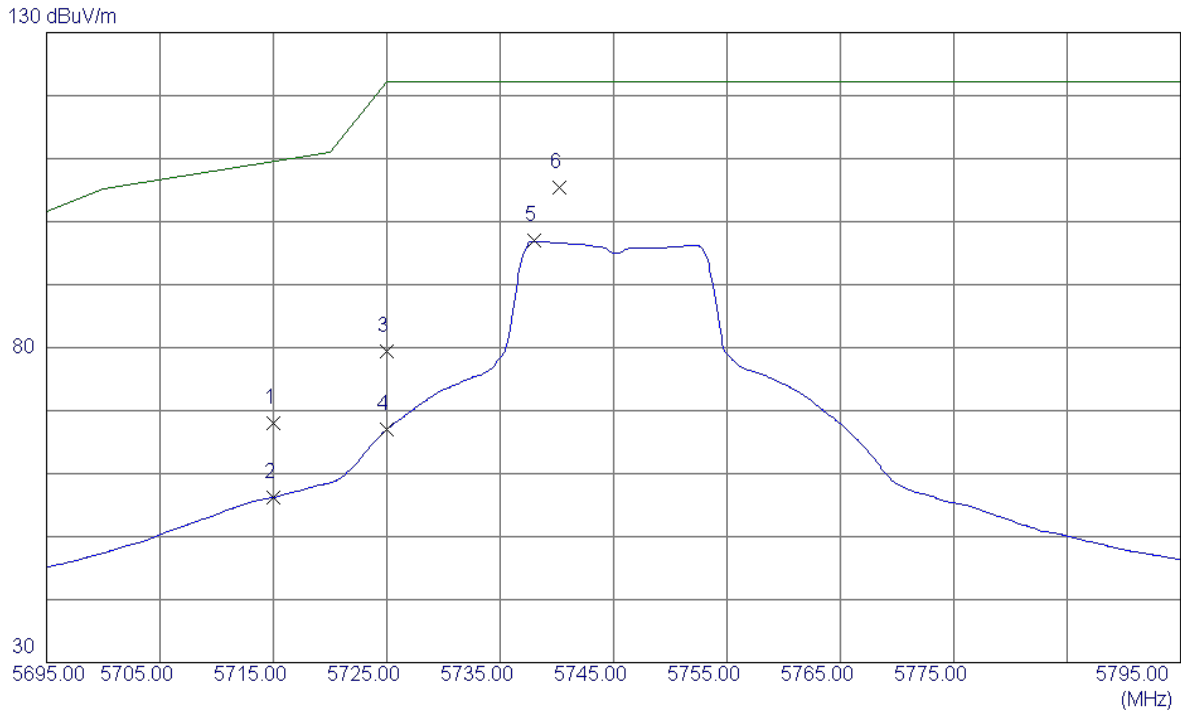
**Horizontal**



No.	Freq. MHz	Reading Level dBuV/m	Correct Factor dB	Measure ment dBuV/m	Limit dBuV/m	Margin dB	Detector	Comment
1	11491.9800	33.34	17.76	51.10	74.00	-22.90	Peak	
2	11493.2900	20.92	17.76	38.68	54.00	-15.32	AVG	
3 *	17235.3100	33.61	23.15	56.76	68.30	-11.54	Peak	

Orthogonal Axis:	X
Test Mode:	UNII-3/TX A Mode 5745MHz_ANT2

### Vertical

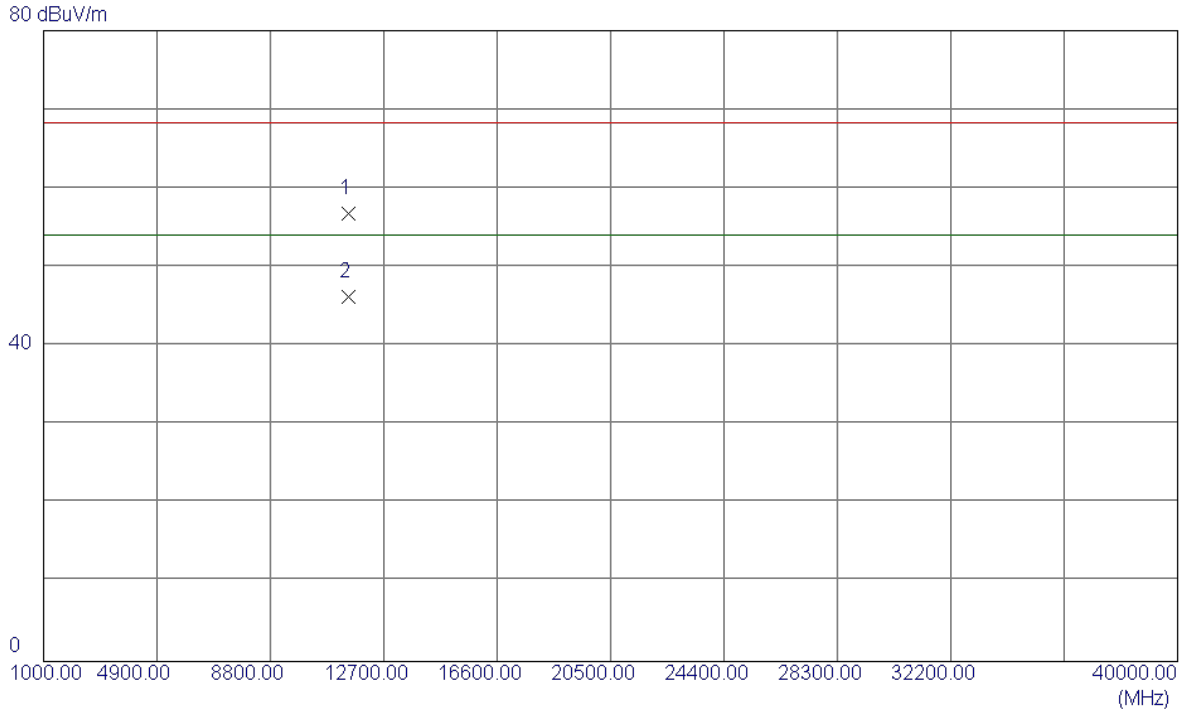


No.	Freq. MHz	Reading Level dBuV/m	Correct Factor dB	Measure ment dBuV/m	Limit dBuV/m	Margin dB	Detector	Comment
1	5715.0000	25.78	42.21	67.99	109.50	-41.51	Peak	
2	5715.0000	13.99	42.21	56.20	109.50	-53.30	AVG	
3	5725.0000	37.13	42.24	79.37	122.30	-42.93	Peak	
4	5725.0000	24.77	42.24	67.01	122.30	-55.29	AVG	
5	5738.0000	54.62	42.28	96.90	122.30	-25.40	AVG	
6 *	5740.2000	63.18	42.29	105.47	122.30	-16.83	Peak	

Remark: This test data is from original report BTL-FCCP-4-1602C038.

Orthogonal Axis:	X
Test Mode:	UNII-3/TX A Mode 5745MHz_ANT2

**Vertical**

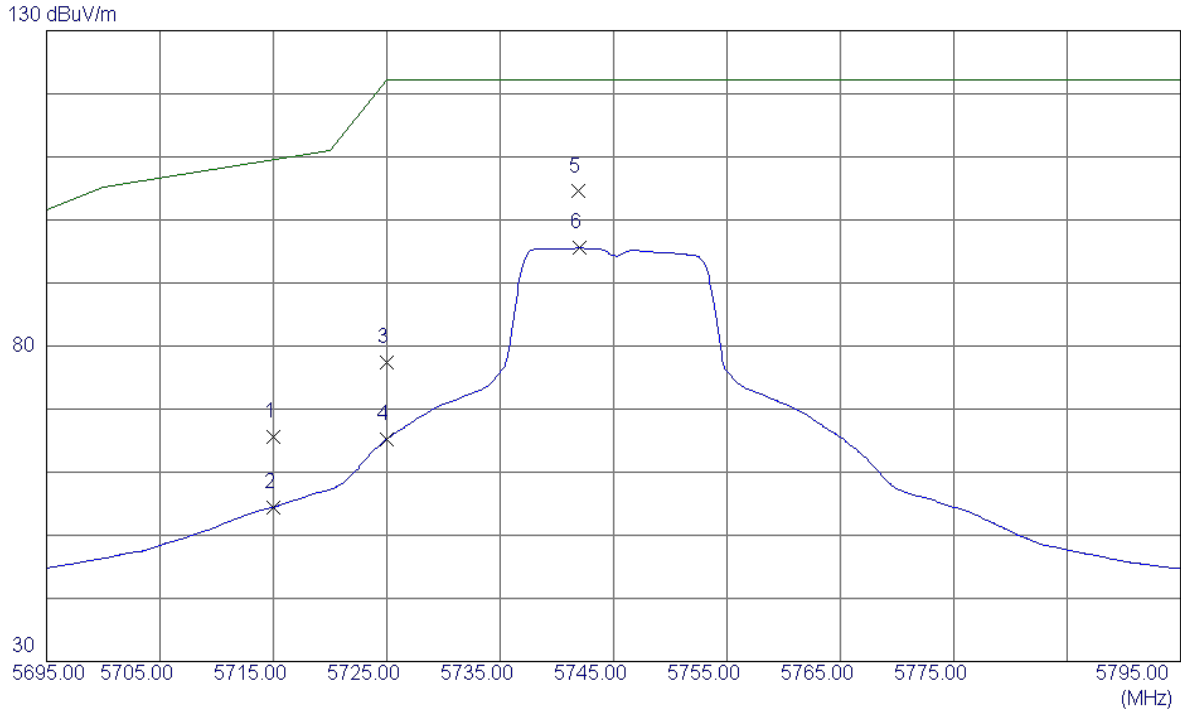


No.	Freq. MHz	Reading Level dBuV/m	Correct Factor dB	Measure ment dBuV/m	Limit dBuV/m	Margin dB	Detector	Comment
1	11490.3210	40.02	16.74	56.76	68.30	-11.54	Peak	
2 *	11490.4520	29.44	16.74	46.18	54.00	-7.82	AVG	

Remark: This test data is from original report BTL-FCCP-4-1602C038.

Orthogonal Axis:	X
Test Mode:	UNII-3/TX A Mode 5745MHz_ANT2

### Horizontal

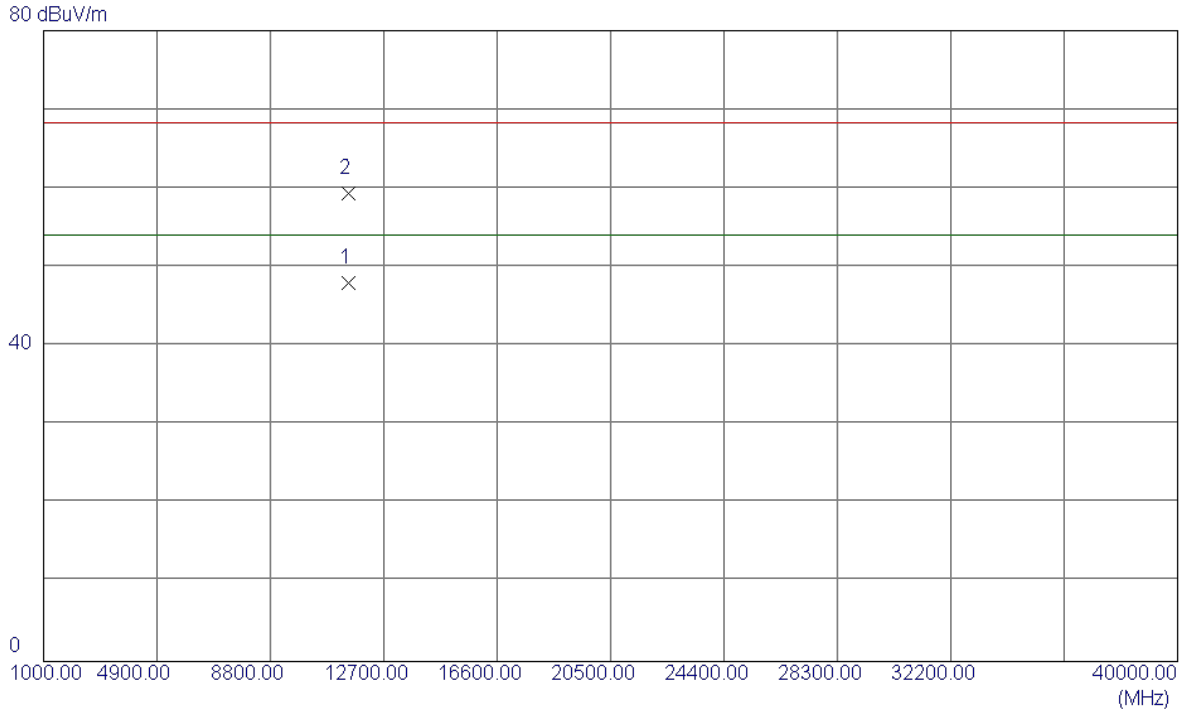


No.	Freq. MHz	Reading Level dBuV/m	Correct Factor dB	Measure ment dBuV/m	Limit dBuV/m	Margin dB	Detector	Comment
1	5715.0000	23.31	42.21	65.52	109.50	-43.98	Peak	
2	5715.0000	12.22	42.21	54.43	109.50	-55.07	AVG	
3	5725.0000	35.09	42.24	77.33	122.30	-44.97	Peak	
4	5725.0000	23.05	42.24	65.29	122.30	-57.01	AVG	
5 *	5741.9000	62.21	42.29	104.50	122.30	-17.80	Peak	
6	5742.0000	53.23	42.29	95.52	122.30	-26.78	AVG	

Remark: This test data is from original report BTL-FCCP-4-1602C038.

Orthogonal Axis:	X
Test Mode:	UNII-3/TX A Mode 5745MHz_ANT2

**Horizontal**

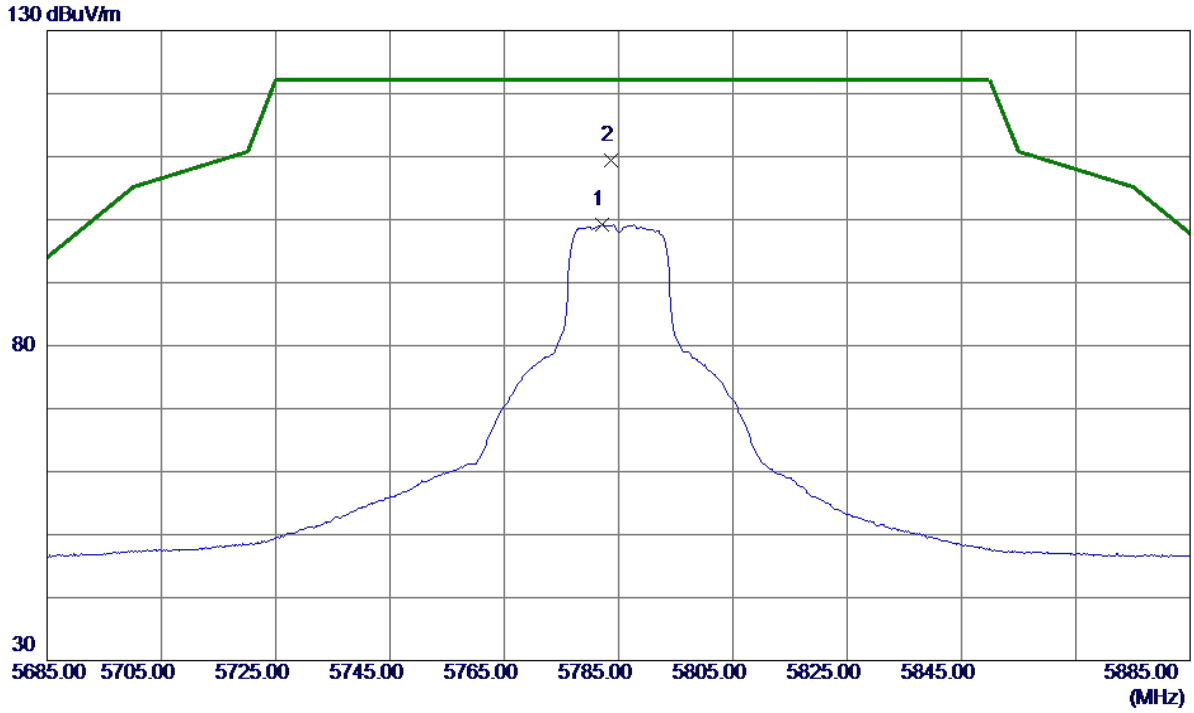


No.	Freq. MHz	Reading Level dBuV/m	Correct Factor dB	Measure ment dBuV/m	Limit dBuV/m	Margin dB	Detector	Comment
1 *	11491.2340	31.28	16.74	48.02	54.00	-5.98	AVG	
2	11491.2450	42.56	16.74	59.30	68.30	-9.00	Peak	

Remark: This test data is from original report BTL-FCCP-4-1602C038.

Orthogonal Axis:	X
Test Mode:	UNII-3/TX A Mode 5785MHz_ANT1

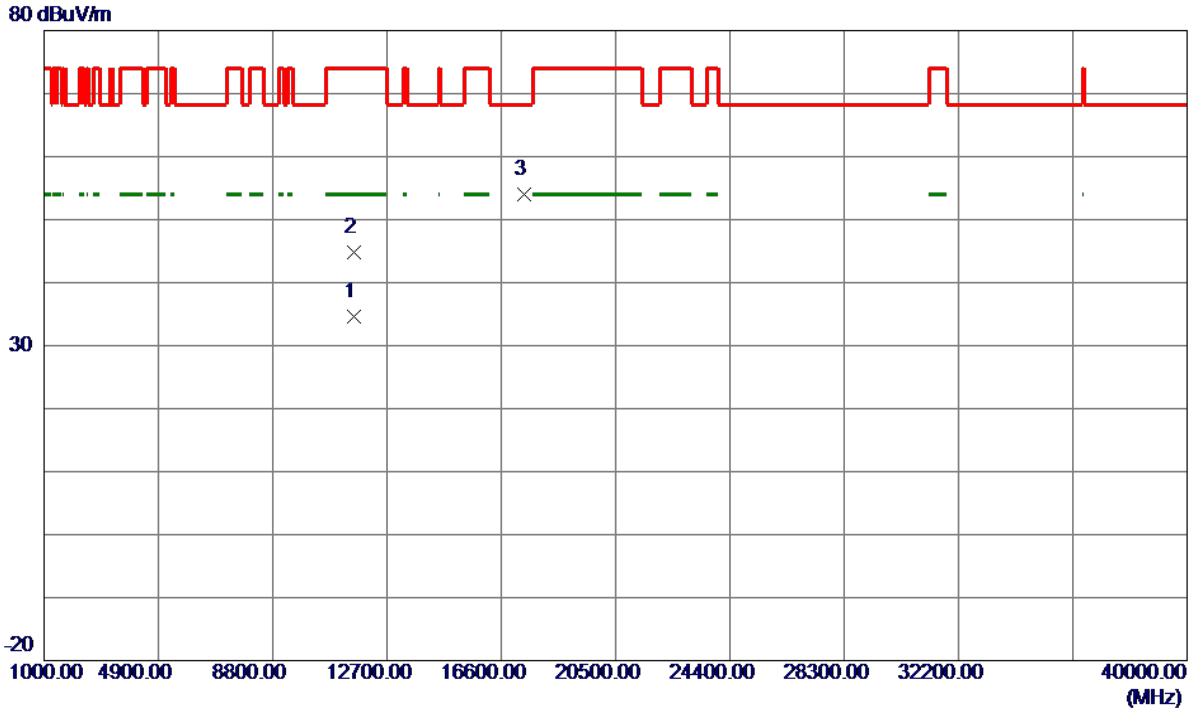
**Vertical**



No.	Freq. MHz	Reading Level dBuV/m	Correct Factor dB	Measure ment dBuV/m	Limit dBuV/m	Margin dB	Detector	Comment
1	5782.2000	77.71	21.43	99.14	122.20	-23.06	AVG	
2 *	5783.6000	88.00	21.43	109.43	122.20	-12.77	Peak	

Orthogonal Axis:	X
Test Mode:	UNII-3/TX A Mode 5785MHz_ANT1

**Vertical**

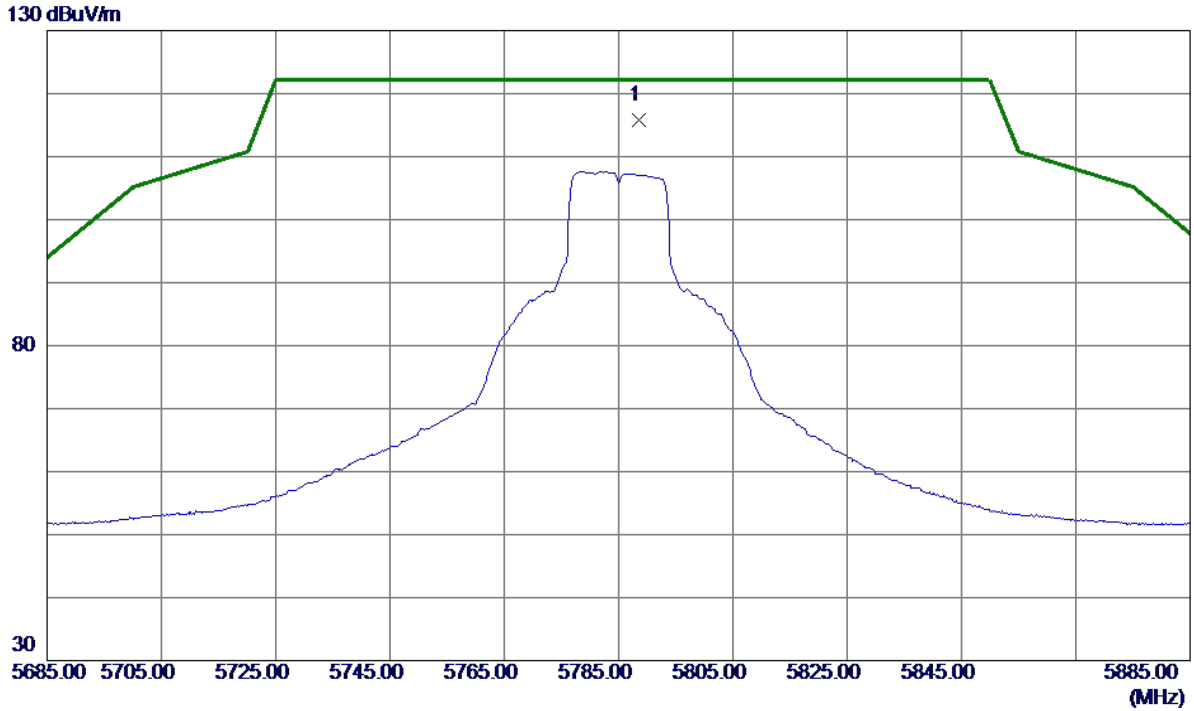


No.	Freq. MHz	Reading Level dBuV/m	Correct Factor dB	Measure ment dBuV/m	Limit dBuV/m	Margin dB	Detector	Comment
1	11567.1800	16.80	17.82	34.62	54.00	-19.38	AVG	
2	11571.5900	26.97	17.82	44.79	74.00	-29.21	Peak	
3 *	17358.6900	30.76	23.30	54.06	68.30	-14.24	Peak	



Orthogonal Axis:	X
Test Mode:	UNII-3/TX A Mode 5785MHz_ANT1

**Horizontal**



No.	Freq. MHz	Reading Level dBuV/m	Correct Factor dB	Measure ment dBuV/m	Limit dBuV/m	Margin dB	Detector	Comment
1 *	5788.6000	94.31	21.45	115.76	122.20	-6.44	Peak	

Orthogonal Axis:	X
Test Mode:	UNII-3/TX A Mode 5785MHz_ANT1

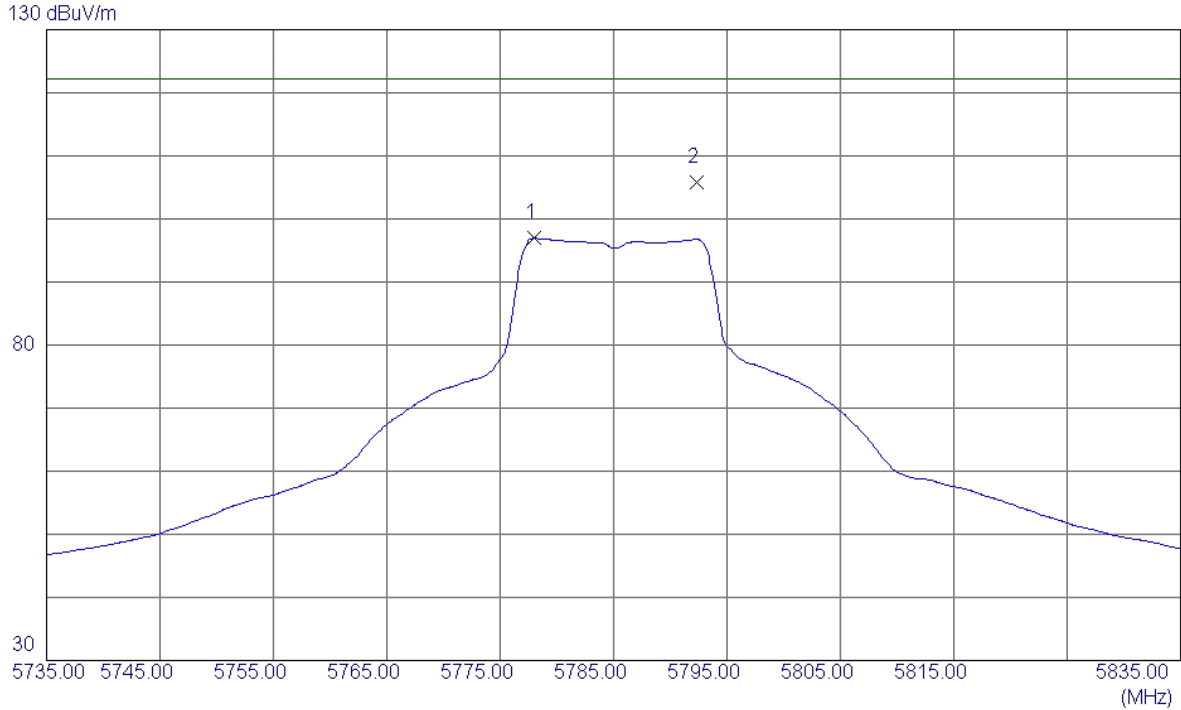
**Horizontal**



No.	Freq. MHz	Reading Level dBuV/m	Correct Factor dB	Measure ment dBuV/m	Limit dBuV/m	Margin dB	Detector	Comment
1	11571.9000	21.25	17.82	39.07	54.00	-14.93	AVG	
2	11612.5000	31.50	17.84	49.34	74.00	-24.66	Peak	
3 *	17344.2000	31.74	23.28	55.02	68.30	-13.28	Peak	

Orthogonal Axis:	X
Test Mode:	UNII-3/TX A Mode 5785MHz_ANT2

**Vertical**

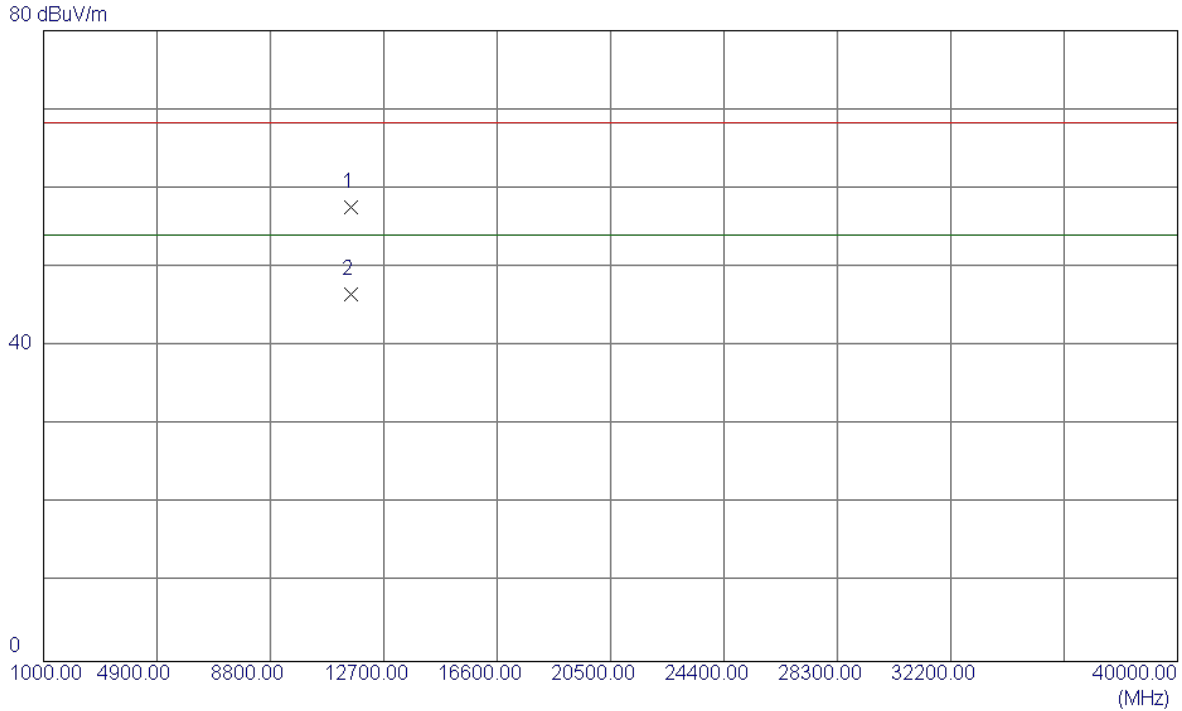


No.	Freq. MHz	Reading Level dBuV/m	Correct Factor dB	Measure ment dBuV/m	Limit dBuV/m	Margin dB	Detector	Comment
1	5778.0000	54.51	42.40	96.91	122.30	-25.39	AVG	
2 *	5792.3000	63.38	42.44	105.82	122.30	-16.48	Peak	

Remark: This test data is from original report BTL-FCCP-4-1602C038.

Orthogonal Axis:	X
Test Mode:	UNII-3/TX A Mode 5785MHz_ANT2

**Vertical**

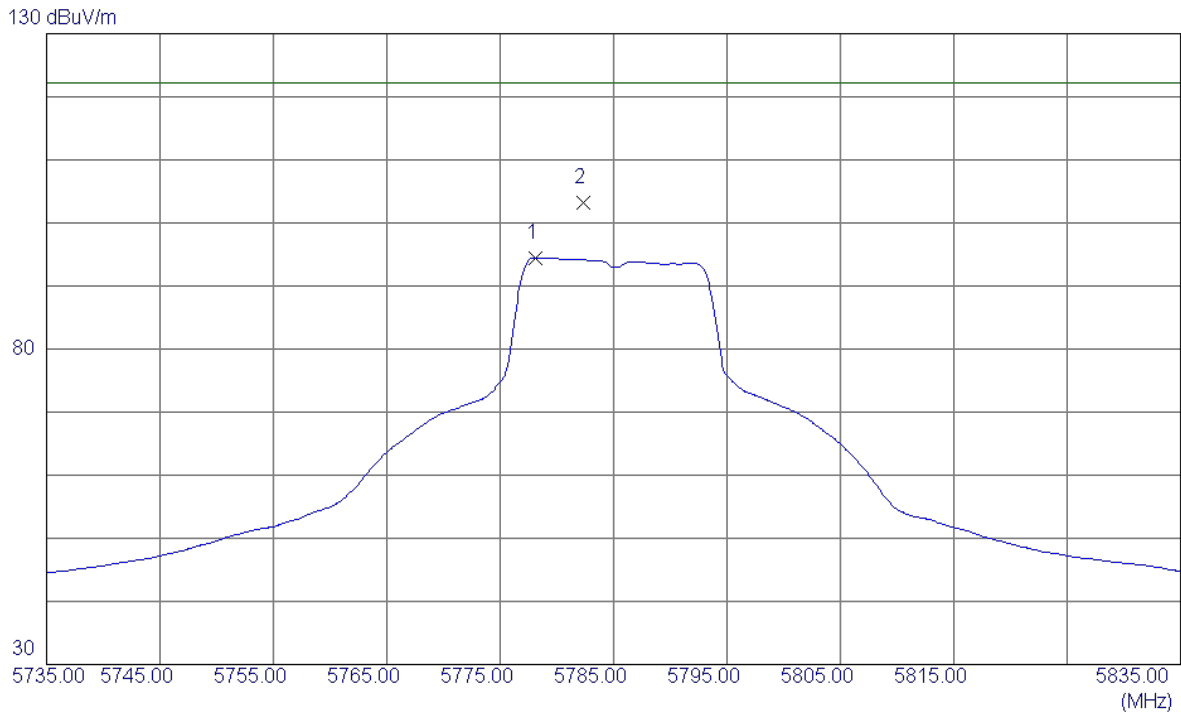


No.	Freq. MHz	Reading Level dBuV/m	Correct Factor dB	Measure ment dBuV/m	Limit dBuV/m	Margin dB	Detector	Comment
1	11570.8500	40.98	16.55	57.53	68.30	-10.77	Peak	
2 *	11571.2130	30.06	16.55	46.61	54.00	-7.39	AVG	

Remark: This test data is from original report BTL-FCCP-4-1602C038.

Orthogonal Axis:	X
Test Mode:	UNII-3/TX A Mode 5785MHz_ANT2

**Horizontal**

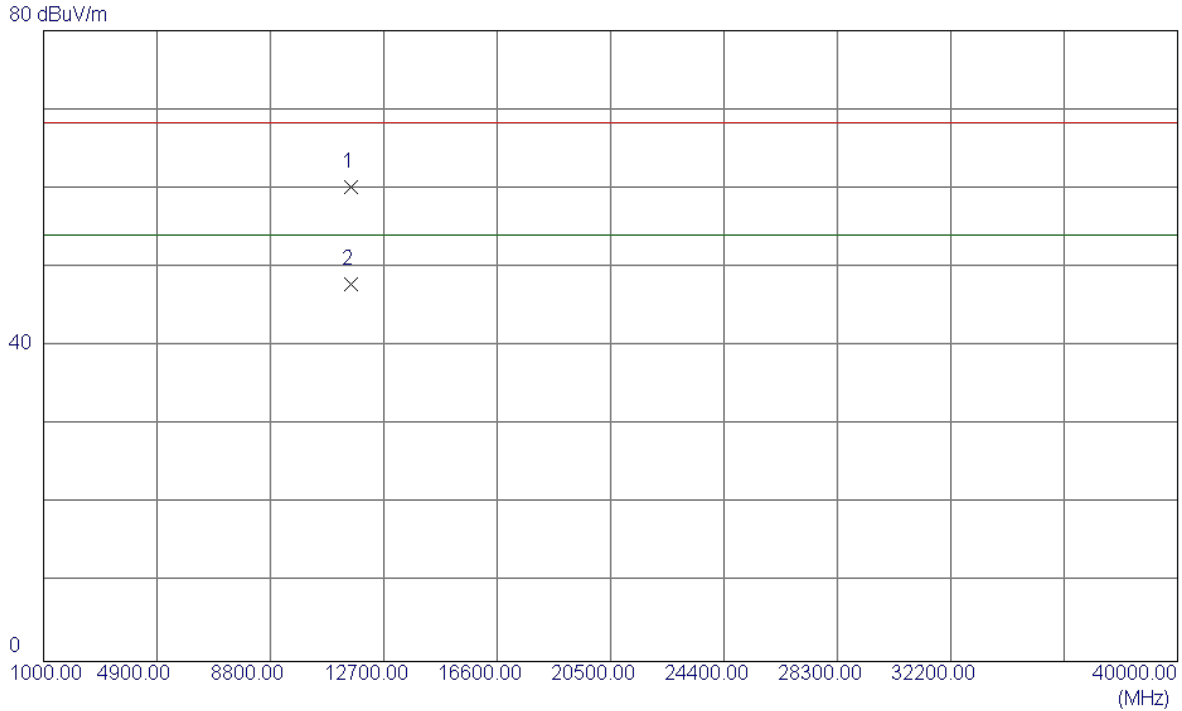


No.	Freq. MHz	Reading Level dBuV/m	Correct Factor dB	Measure ment dBuV/m	Limit dBuV/m	Margin dB	Detector	Comment
1	5778.1000	52.08	42.40	94.48	122.30	-27.82	AVG	
2 *	5782.3000	60.76	42.41	103.17	122.30	-19.13	Peak	

Remark: This test data is from original report BTL-FCCP-4-1602C038.

Orthogonal Axis:	X
Test Mode:	UNII-3/TX A Mode 5785MHz_ANT2

**Horizontal**

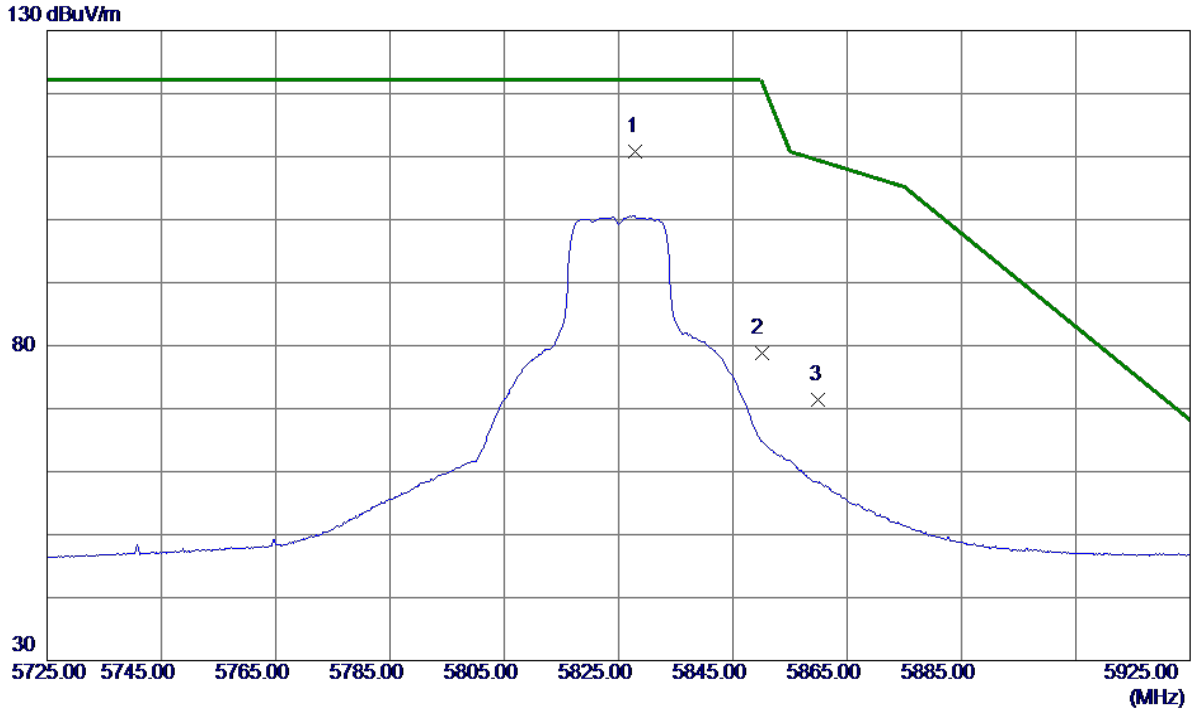


No.	Freq. MHz	Reading Level dBuV/m	Correct Factor dB	Measure ment dBuV/m	Limit dBuV/m	Margin dB	Detector	Comment
1	11570.8510	43.56	16.55	60.11	68.30	-8.19	Peak	
2 *	11571.5430	31.24	16.55	47.79	54.00	-6.21	AVG	

Remark: This test data is from original report BTL-FCCP-4-1602C038.

Orthogonal Axis:	X
Test Mode:	UNII-3/TX A Mode 5825MHz_ANT1

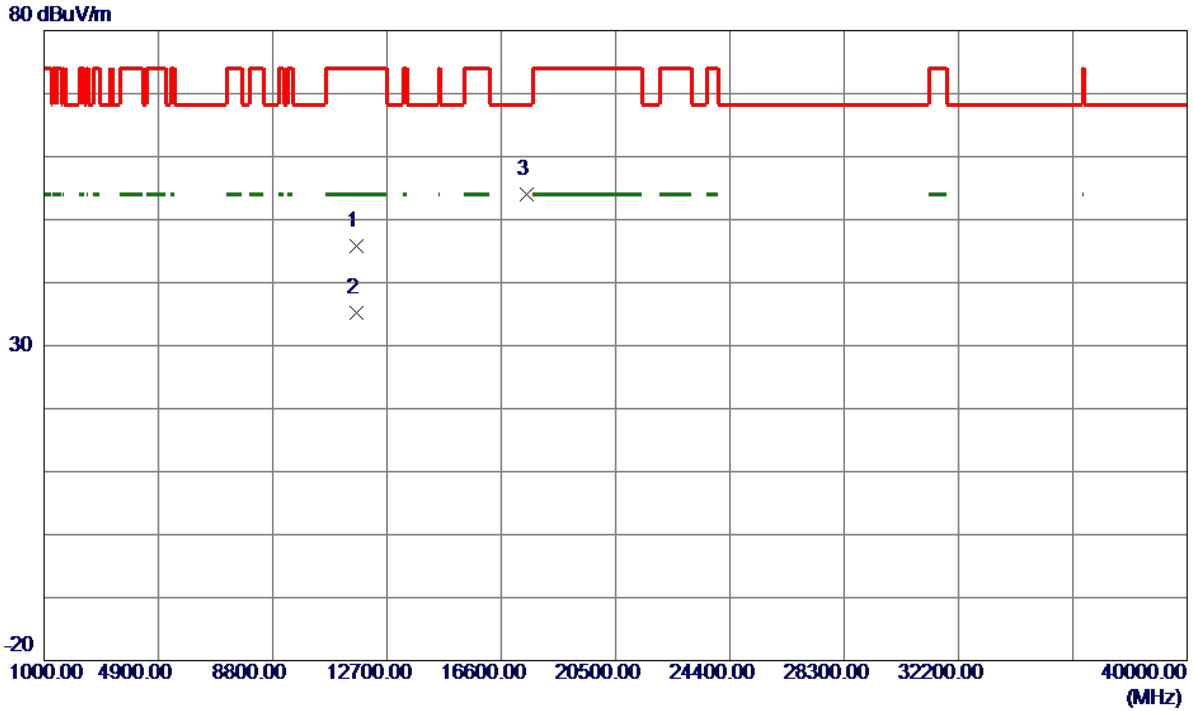
**Vertical**



No.	Freq. MHz	Reading Level dBuV/m	Correct Factor dB	Measure ment dBuV/m	Limit dBuV/m	Margin dB	Detector	Comment
1 *	5828.0000	89.15	21.61	110.76	122.20	-11.44	Peak	
2	5850.0000	57.10	21.69	78.79	122.20	-43.41	Peak	
3	5860.0000	49.62	21.73	71.35	109.40	-38.05	Peak	

Orthogonal Axis:	X
Test Mode:	UNII-3/TX A Mode 5825MHz_ANT1

**Vertical**

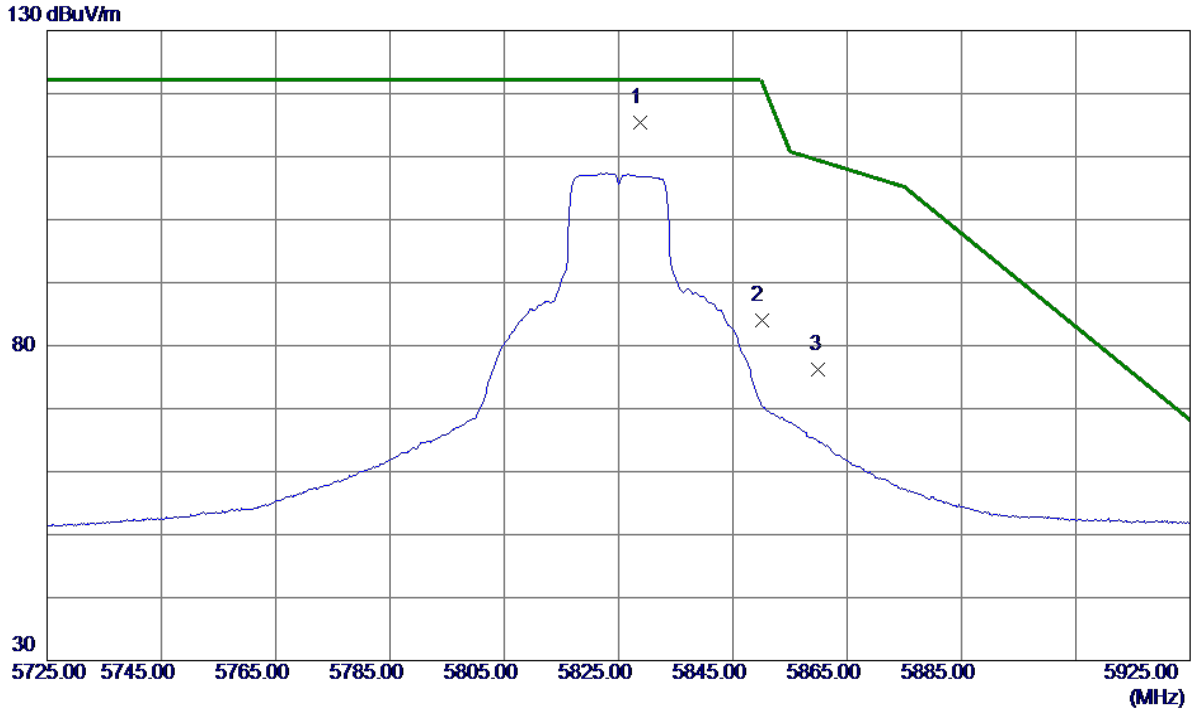


No.	Freq. MHz	Reading Level dBuV/m	Correct Factor dB	Measure ment dBuV/m	Limit dBuV/m	Margin dB	Detector	Comment
1	11649.4600	27.96	17.86	45.82	74.00	-28.18	Peak	
2	11654.8000	17.28	17.86	35.14	54.00	-18.86	AVG	
3 *	17473.2200	30.52	23.44	53.96	68.30	-14.34	Peak	



Orthogonal Axis:	X
Test Mode:	UNII-3/TX A Mode 5825MHz_ANT1

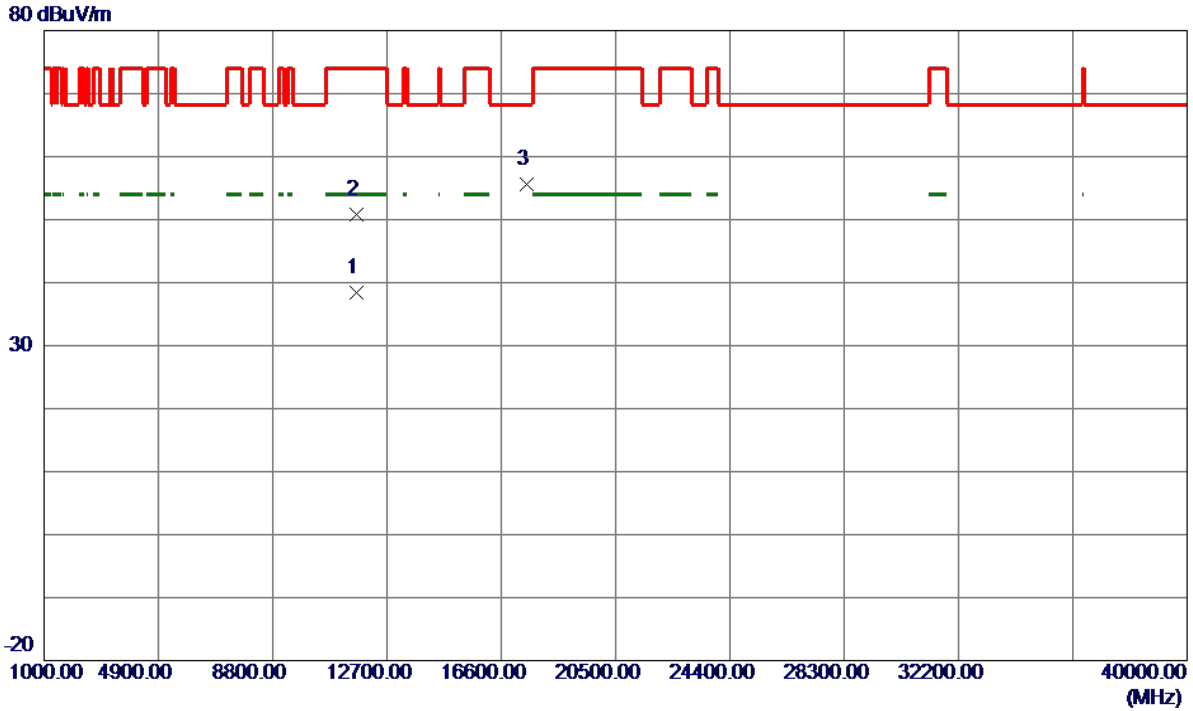
**Horizontal**



No.	Freq. MHz	Reading Level dBuV/m	Correct Factor dB	Measure ment dBuV/m	Limit dBuV/m	Margin dB	Detector	Comment
1 *	5828.8000	93.79	21.61	115.40	122.20	-6.80	Peak	
2	5850.0000	62.36	21.69	84.05	122.20	-38.15	Peak	
3	5860.0000	54.39	21.73	76.12	109.40	-33.28	Peak	

Orthogonal Axis:	X
Test Mode:	UNII-3/TX A Mode 5825MHz_ANT1

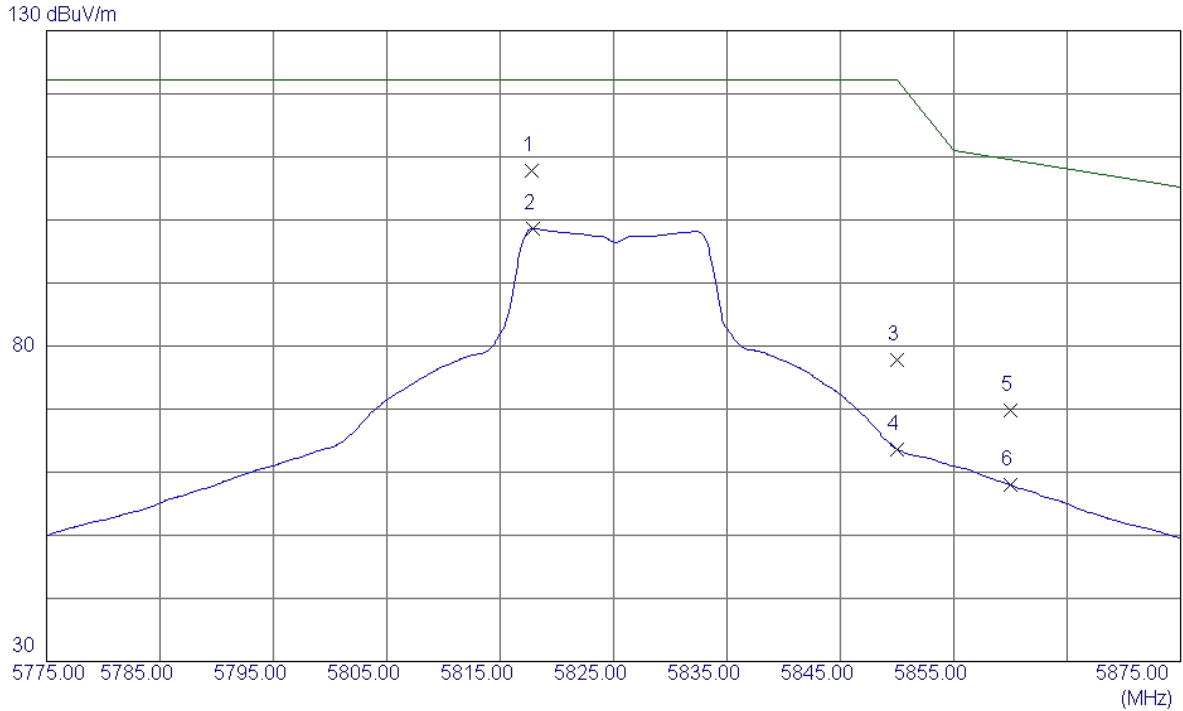
**Horizontal**



No.	Freq. MHz	Reading Level dBuV/m	Correct Factor dB	Measure ment dBuV/m	Limit dBuV/m	Margin dB	Detector	Comment
1	11649.9700	20.62	17.86	38.48	54.00	-15.52	AVG	
2	11652.3600	33.01	17.86	50.87	74.00	-23.13	Peak	
3 *	17475.0600	32.14	23.44	55.58	68.30	-12.72	Peak	

Orthogonal Axis:	X
Test Mode:	UNII-3/TX A Mode 5825MHz_ANT2

**Vertical**

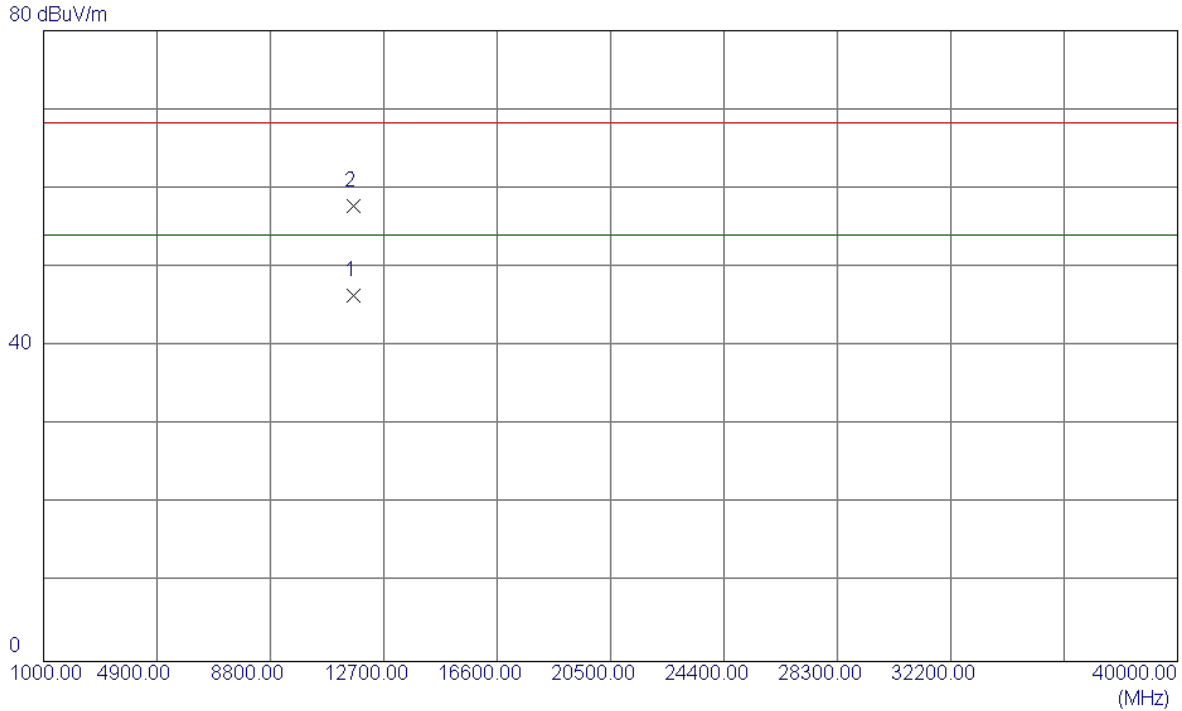


No.	Freq. MHz	Reading Level dBuV/m	Correct Factor dB	Measure ment dBuV/m	Limit dBuV/m	Margin dB	Detector	Comment
1 *	5817.8000	65.20	42.52	107.72	122.30	-14.58	Peak	
2	5817.9000	56.09	42.52	98.61	122.30	-23.69	AVG	
3	5850.0000	35.20	42.62	77.82	122.30	-44.48	Peak	
4	5850.0000	21.04	42.62	63.66	122.30	-58.64	AVG	
5	5860.0000	27.22	42.65	69.87	109.50	-39.63	Peak	
6	5860.0000	15.33	42.65	57.98	109.50	-51.52	AVG	

Remark: This test data is from original report BTL-FCCP-4-1602C038.

Orthogonal Axis:	X
Test Mode:	UNII-3/TX A Mode 5825MHz_ANT2

**Vertical**

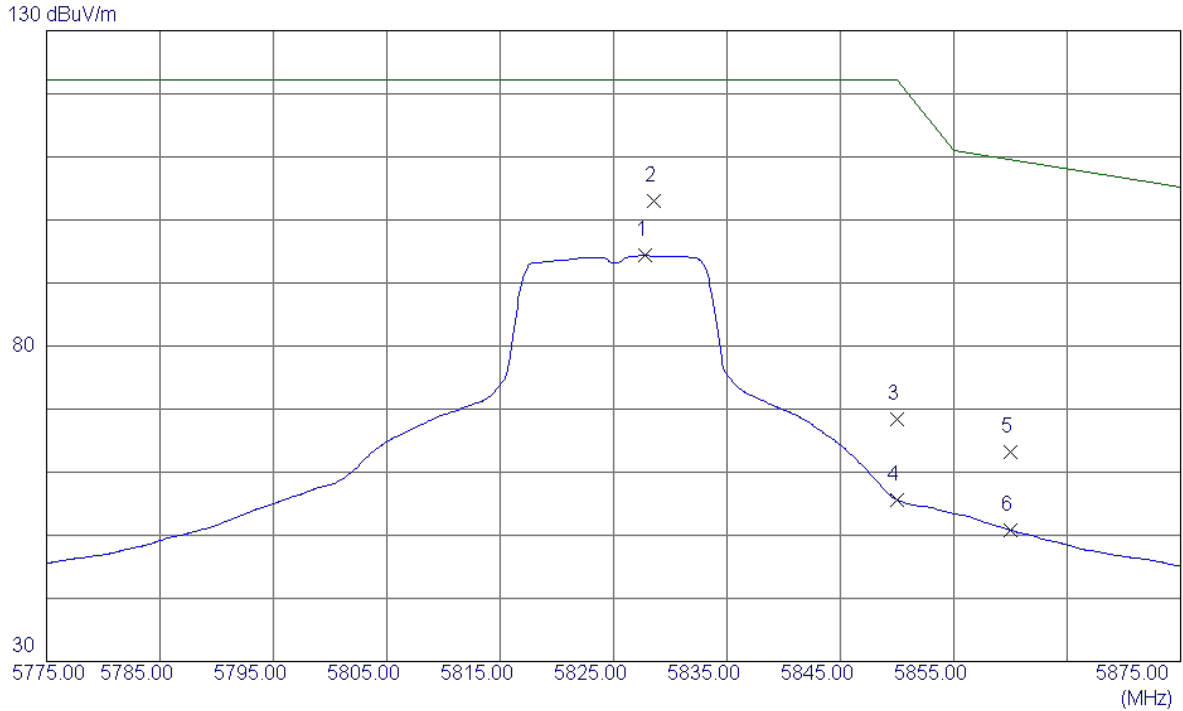


No.	Freq. MHz	Reading Level dBuV/m	Correct Factor dB	Measure ment dBuV/m	Limit dBuV/m	Margin dB	Detector	Comment
1 *	11651.1300	30.12	16.32	46.44	54.00	-7.56	AVG	
2	11651.3540	41.43	16.32	57.75	68.30	-10.55	Peak	

Remark: This test data is from original report BTL-FCCP-4-1602C038.

Orthogonal Axis:	X
Test Mode:	UNII-3/TX A Mode 5825MHz_ANT2

**Horizontal**

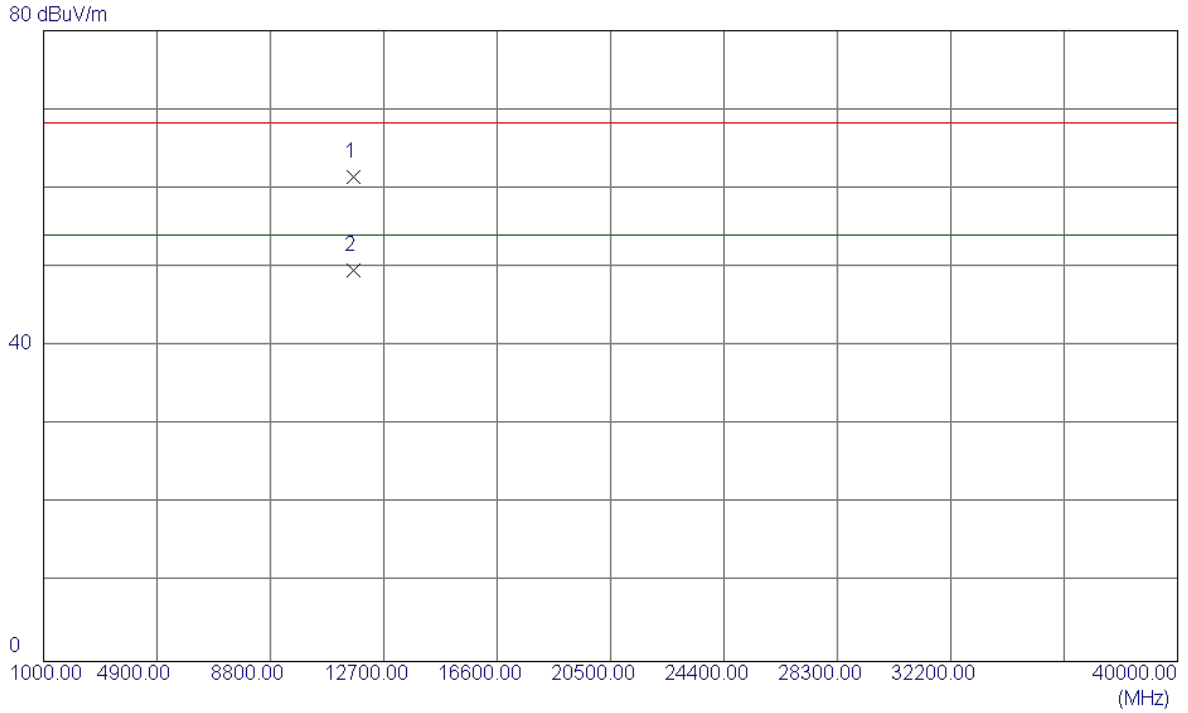


No.	Freq. MHz	Reading Level dBuV/m	Correct Factor dB	Measure ment dBuV/m	Limit dBuV/m	Margin dB	Detector	Comment
1	5827.8000	51.76	42.55	94.31	122.30	-27.99	AVG	
2 *	5828.6000	60.46	42.55	103.01	122.30	-19.29	Peak	
3	5850.0000	25.70	42.62	68.32	122.30	-53.98	Peak	
4	5850.0000	13.01	42.62	55.63	122.30	-66.67	AVG	
5	5860.0000	20.62	42.65	63.27	109.50	-46.23	Peak	
6	5860.0000	8.19	42.65	50.84	109.50	-58.66	AVG	

Remark: This test data is from original report BTL-FCCP-4-1602C038.

Orthogonal Axis:	X
Test Mode:	UNII-3/TX A Mode 5825MHz_ANT2

**Horizontal**

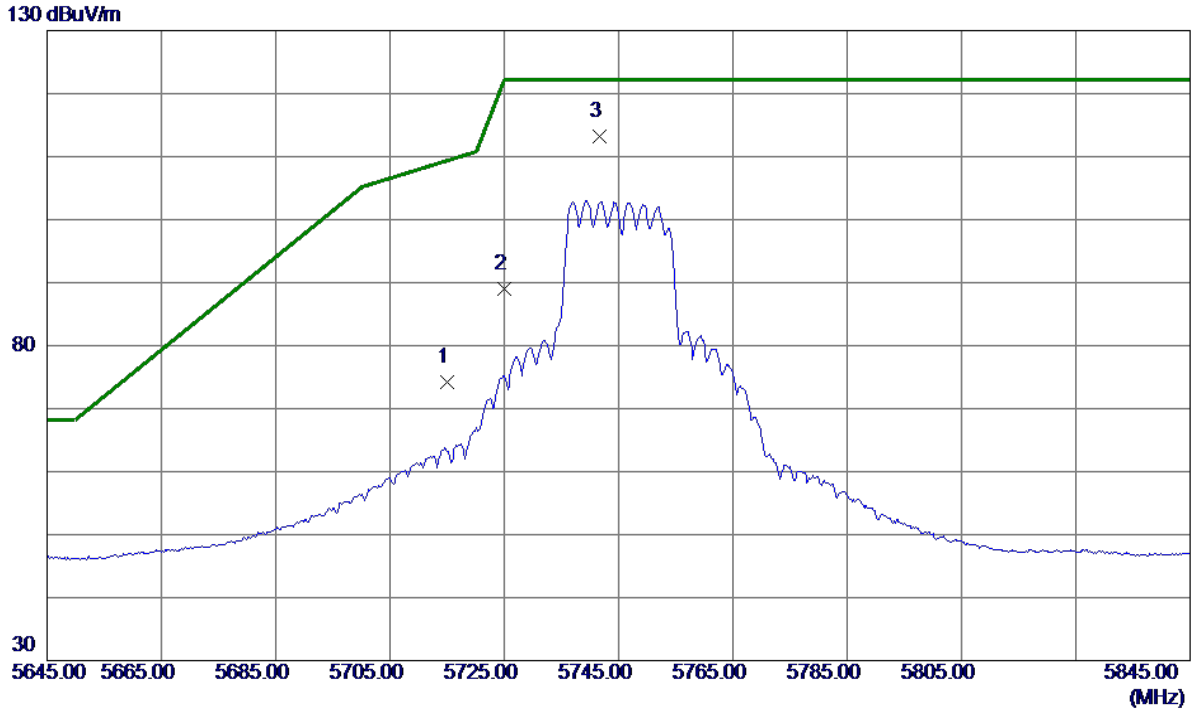


No.	Freq. MHz	Reading Level dBuV/m	Correct Factor dB	Measure ment dBuV/m	Limit dBuV/m	Margin dB	Detector	Comment
1	11650.2830	45.15	16.32	61.47	68.30	-6.83	Peak	
2 *	11650.4300	33.24	16.32	49.56	54.00	-4.44	AVG	

Remark: This test data is from original report BTL-FCCP-4-1602C038.

Orthogonal Axis:	X
Test Mode:	UNII-3/TX N20 Mode 5745MHz

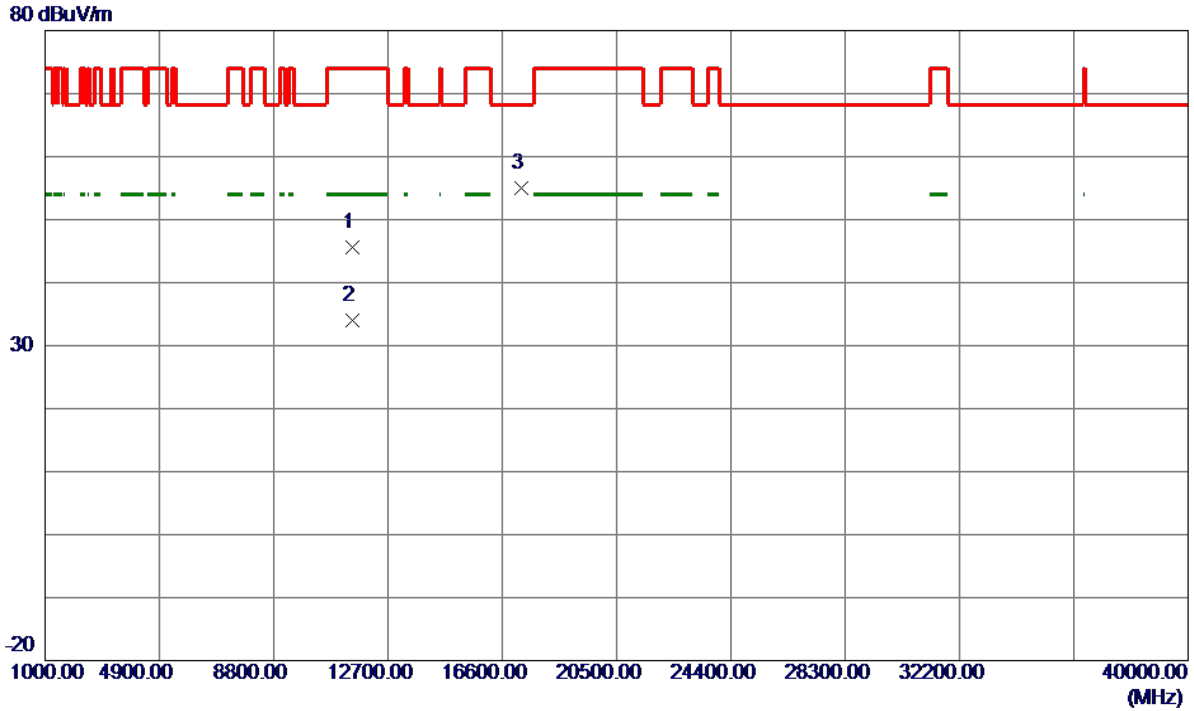
**Vertical**



No.	Freq. MHz	Reading Level dBuV/m	Correct Factor dB	Measure ment dBuV/m	Limit dBuV/m	Margin dB	Detector	Comment
1	5715.0000	53.01	21.16	74.17	109.40	-35.23	Peak	
2	5725.0000	67.78	21.20	88.98	122.20	-33.22	Peak	
3 *	5741.6000	91.90	21.26	113.16	122.20	-9.04	Peak	

Orthogonal Axis:	X
Test Mode:	UNII-3/TX N20 Mode 5745MHz

**Vertical**

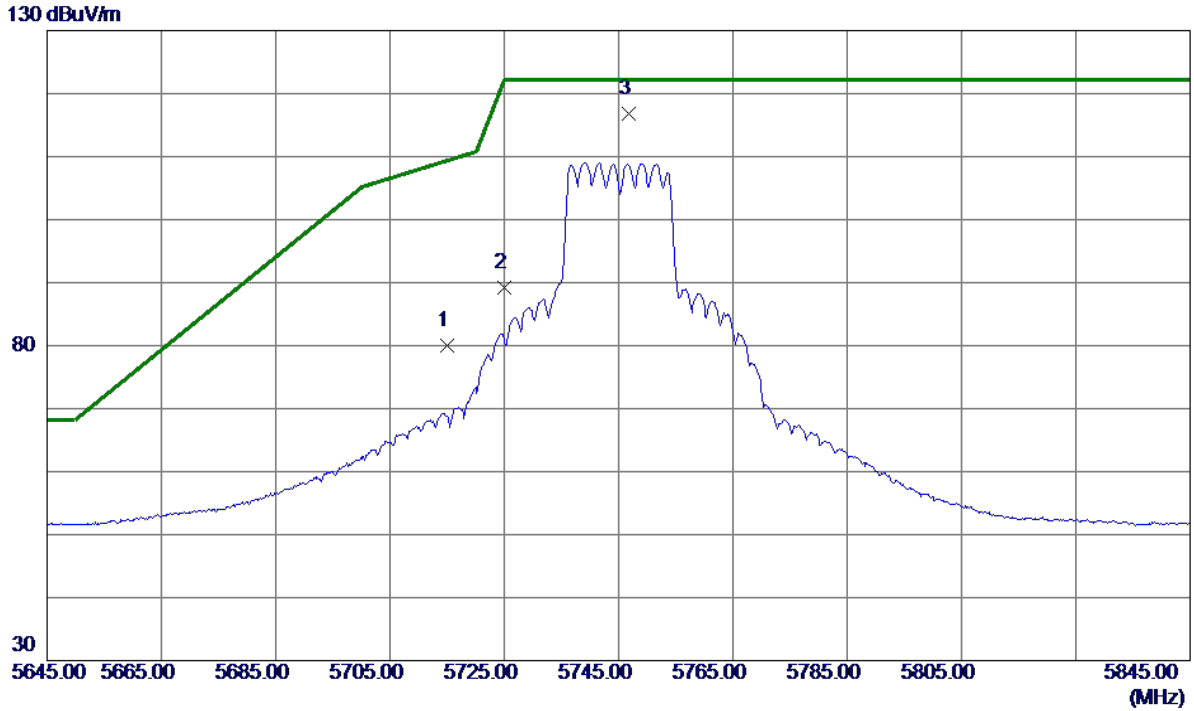


No.	Freq. MHz	Reading Level dBuV/m	Correct Factor dB	Measure ment dBuV/m	Limit dBuV/m	Margin dB	Detector	Comment
1	11493.1900	27.90	17.76	45.66	74.00	-28.34	Peak	
2	11494.4800	16.19	17.77	33.96	54.00	-20.04	AVG	
3 *	17236.3500	31.85	23.15	55.00	68.30	-13.30	Peak	



Orthogonal Axis:	X
Test Mode:	UNII-3/TX N20 Mode 5745MHz

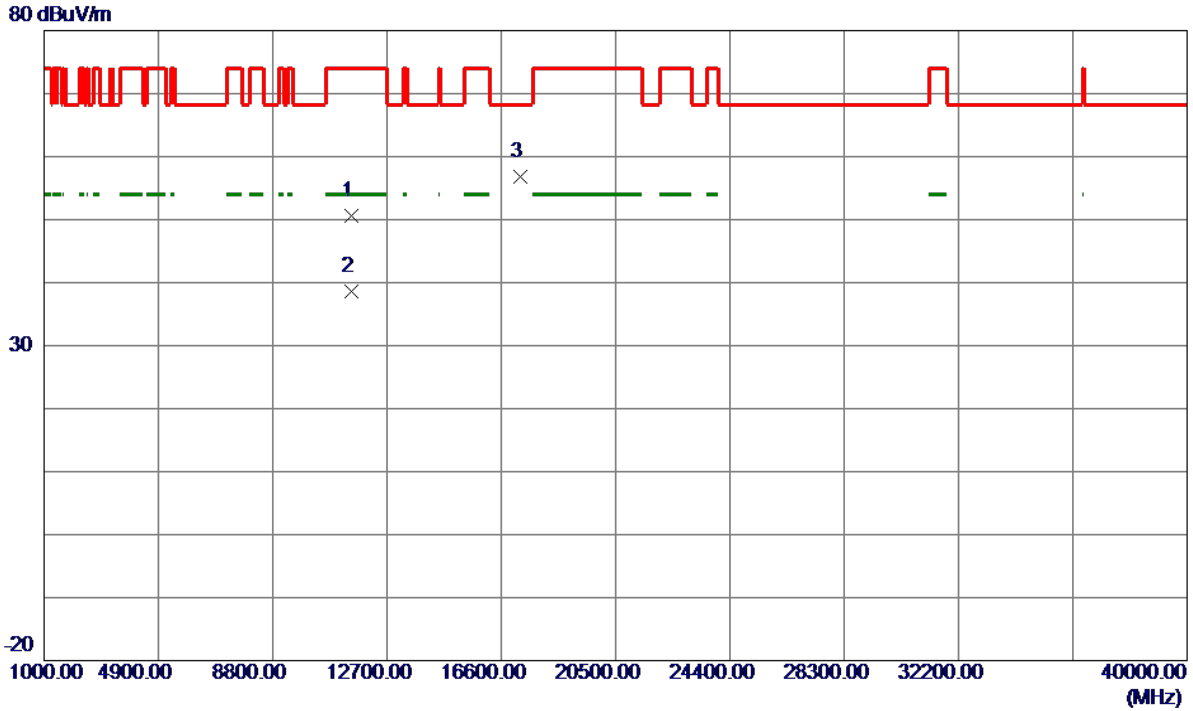
**Horizontal**



No.	Freq. MHz	Reading Level dBuV/m	Correct Factor dB	Measure ment dBuV/m	Limit dBuV/m	Margin dB	Detector	Comment
1	5715.0000	58.86	21.16	80.02	109.40	-29.38	Peak	
2	5725.0000	67.97	21.20	89.17	122.20	-33.03	Peak	
3 *	5746.8000	95.43	21.28	116.71	122.20	-5.49	Peak	

Orthogonal Axis:	X
Test Mode:	UNII-3/TX N20 Mode 5745MHz

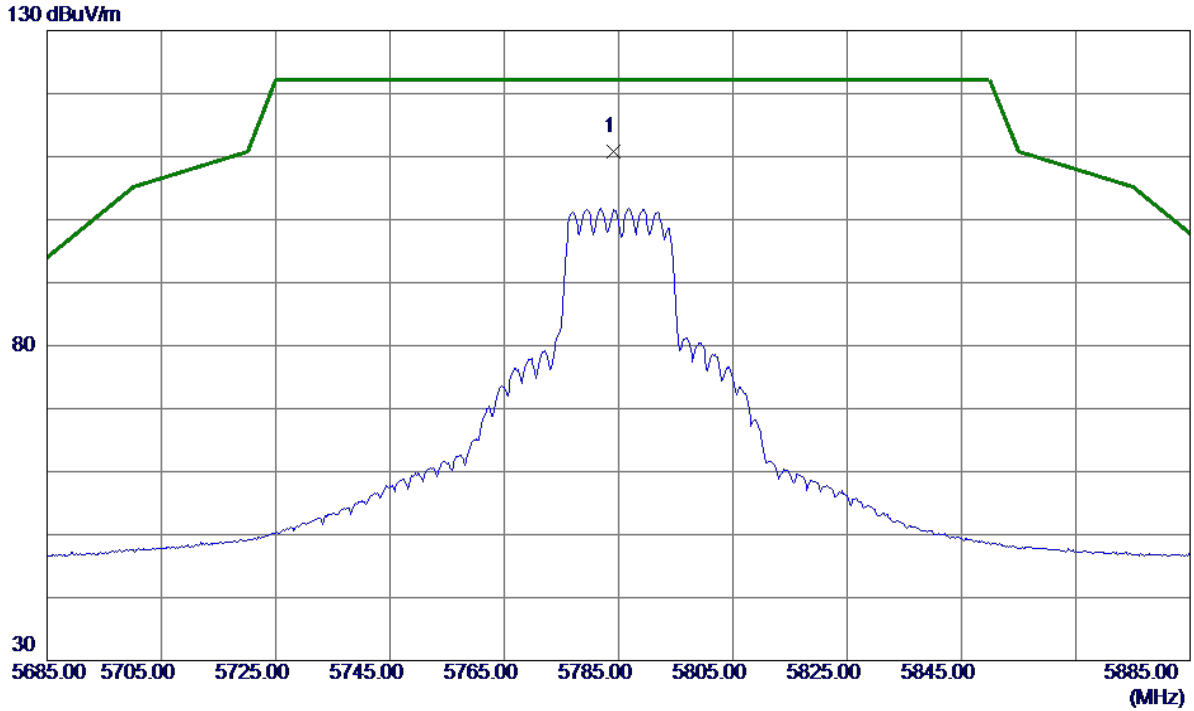
**Horizontal**



No.	Freq. MHz	Reading Level dBuV/m	Correct Factor dB	Measure ment dBuV/m	Limit dBuV/m	Margin dB	Detector	Comment
1	11491.7500	32.77	17.76	50.53	74.00	-23.47	Peak	
2	11493.3500	20.83	17.76	38.59	54.00	-15.41	AVG	
3 *	17230.9300	33.68	23.14	56.82	68.30	-11.48	Peak	

Orthogonal Axis:	X
Test Mode:	UNII-3/TX N20 Mode 5785MHz

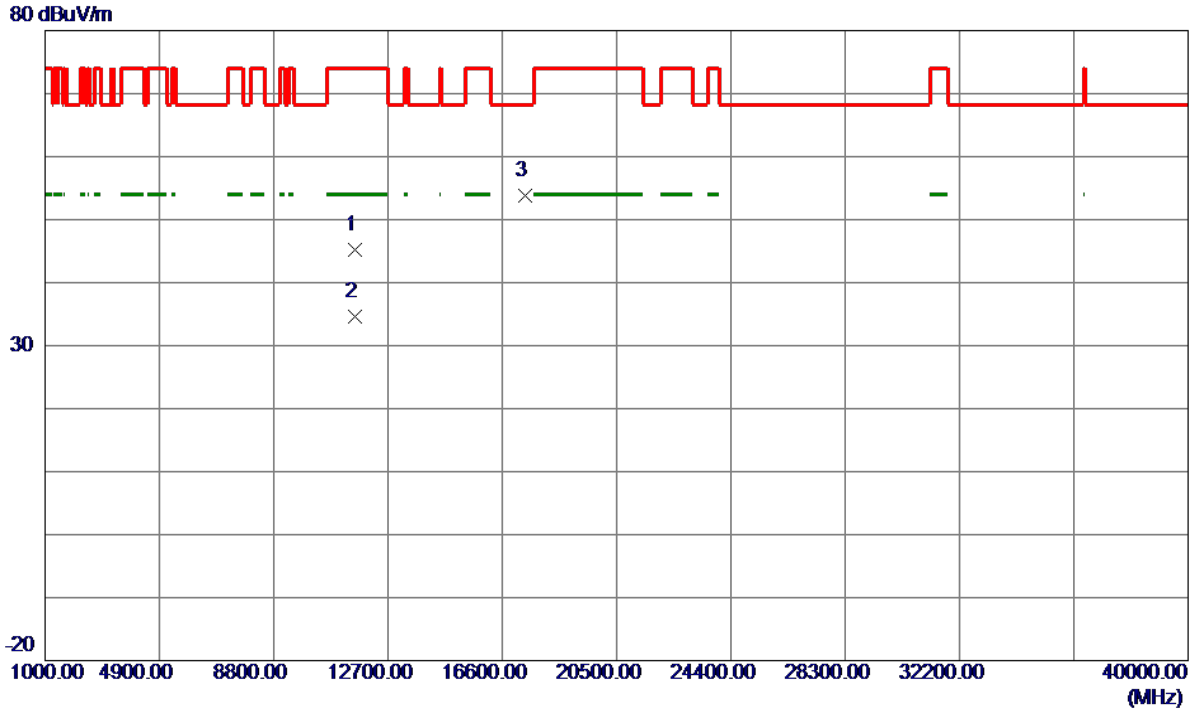
**Vertical**



No.	Freq. MHz	Reading Level dBuV/m	Correct Factor dB	Measure ment dBuV/m	Limit dBuV/m	Margin dB	Detector	Comment
1 *	5784.2000	89.33	21.43	110.76	122.20	-11.44	Peak	

Orthogonal Axis:	X
Test Mode:	UNII-3/TX N20 Mode 5785MHz

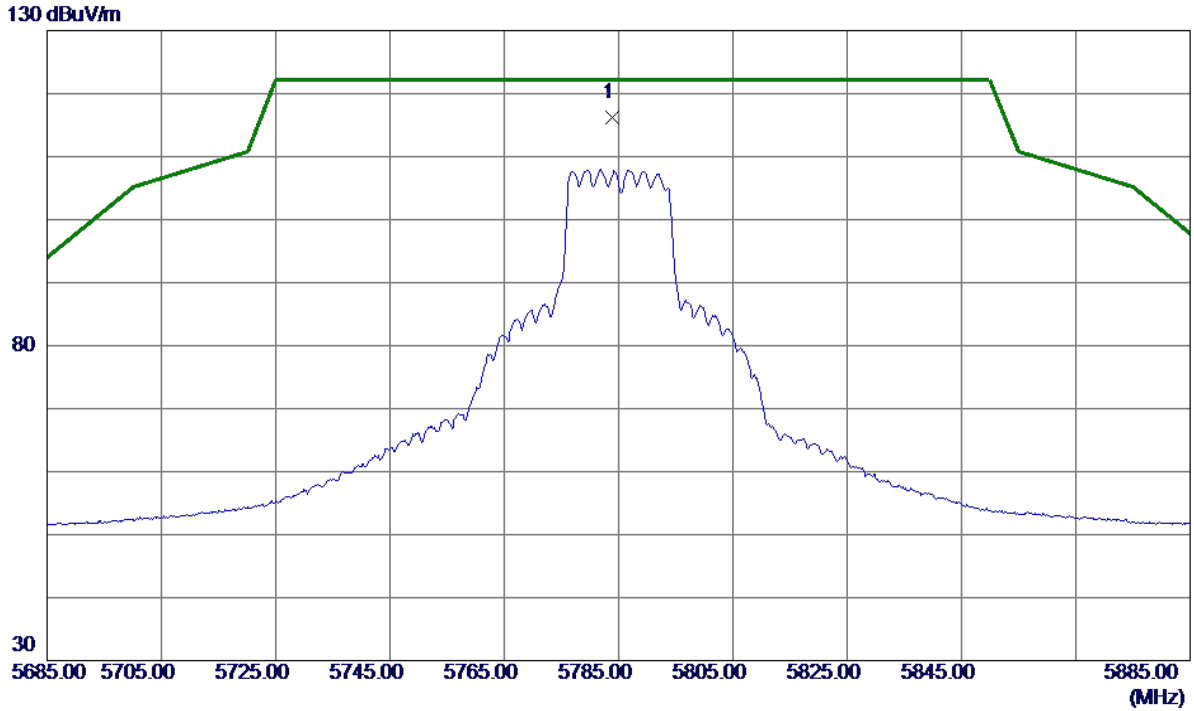
**Vertical**



No.	Freq. MHz	Reading Level dBuV/m	Correct Factor dB	Measure ment dBuV/m	Limit dBuV/m	Margin dB	Detector	Comment
1	11570.1400	27.32	17.82	45.14	74.00	-28.86	Peak	
2	11574.6200	16.75	17.82	34.57	54.00	-19.43	AVG	
3 *	17359.7700	30.57	23.30	53.87	68.30	-14.43	Peak	

Orthogonal Axis:	X
Test Mode:	UNII-3/TX N20 Mode 5785MHz

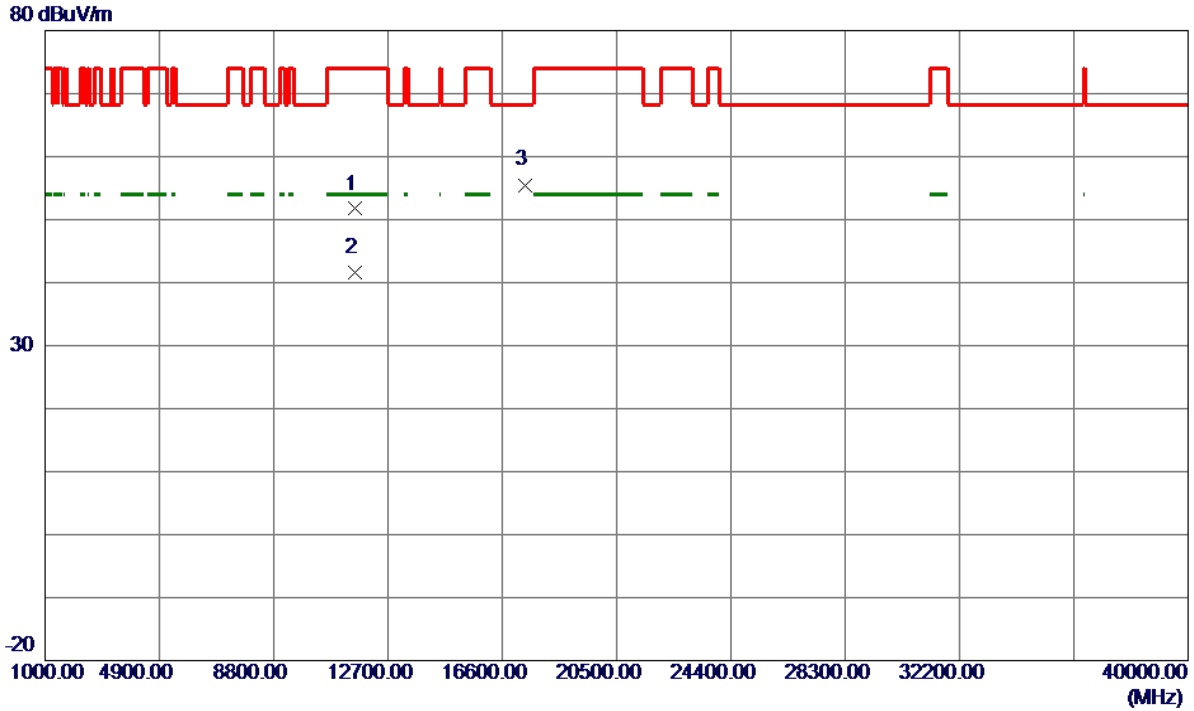
**Horizontal**



No.	Freq. MHz	Reading Level dBuV/m	Correct Factor dB	Measure ment dBuV/m	Limit dBuV/m	Margin dB	Detector	Comment
1 *	5783.8000	94.68	21.43	116.11	122.20	-6.09	Peak	

Orthogonal Axis:	X
Test Mode:	UNII-3/TX N20 Mode 5785MHz

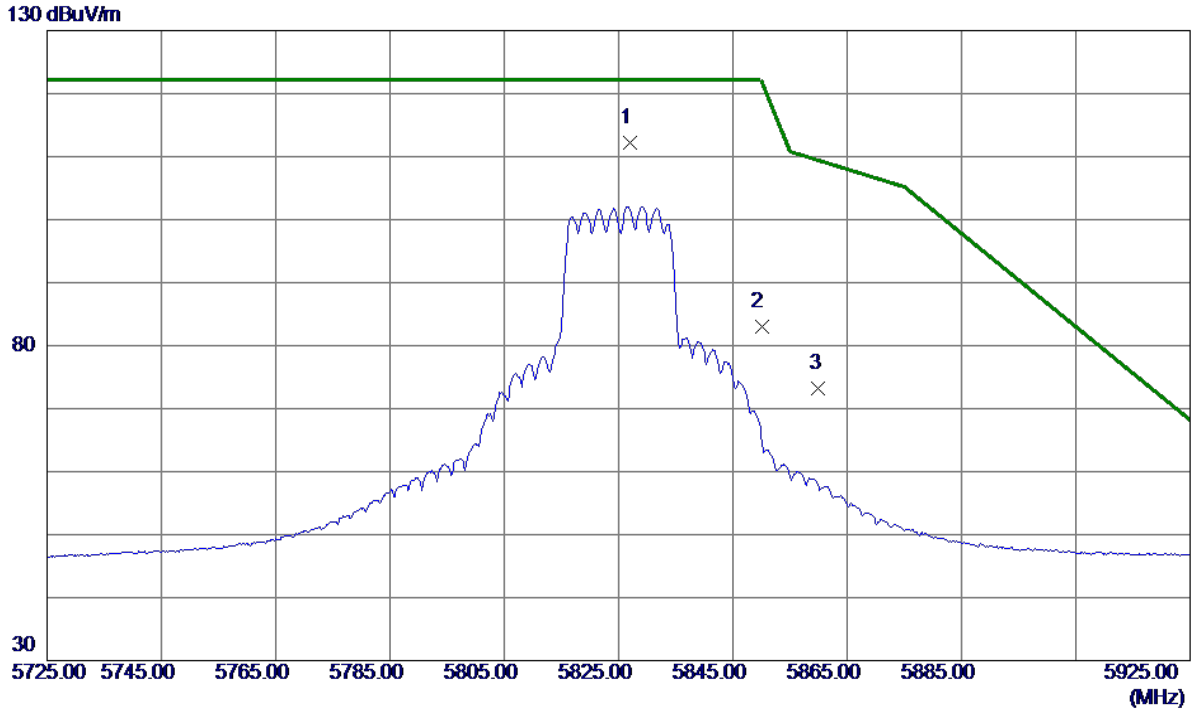
**Horizontal**



No.	Freq. MHz	Reading Level dBuV/m	Correct Factor dB	Measure ment dBuV/m	Limit dBuV/m	Margin dB	Detector	Comment
1	11567.8500	33.88	17.82	51.70	74.00	-22.30	Peak	
2 *	11573.1500	23.75	17.82	41.57	54.00	-12.43	AVG	
3	17369.5000	32.19	23.31	55.50	68.30	-12.80	Peak	

Orthogonal Axis:	X
Test Mode:	UNII-3/TX N20 Mode 5825MHz

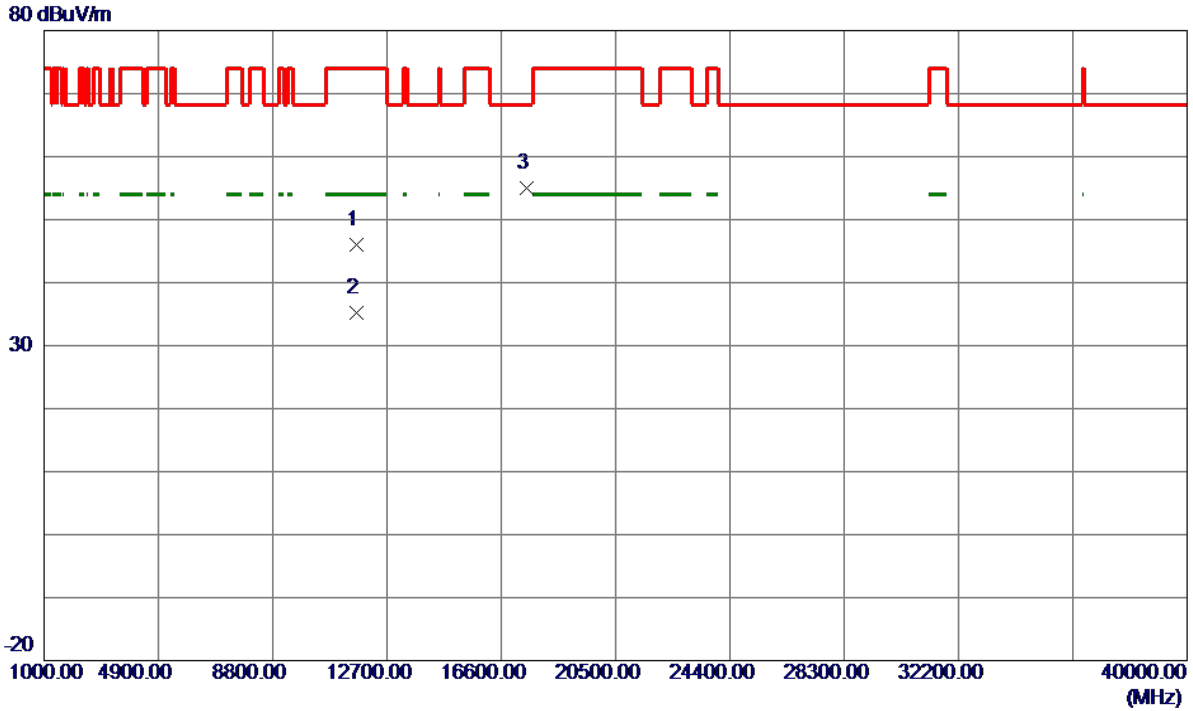
**Vertical**



No.	Freq. MHz	Reading Level dBuV/m	Correct Factor dB	Measure ment dBuV/m	Limit dBuV/m	Margin dB	Detector	Comment
1 *	5827.0000	90.59	21.60	112.19	122.20	-10.01	Peak	
2	5850.0000	61.35	21.69	83.04	122.20	-39.16	Peak	
3	5860.0000	51.41	21.73	73.14	109.40	-36.26	Peak	

Orthogonal Axis:	X
Test Mode:	UNII-3/TX N20 Mode 5825MHz

**Vertical**

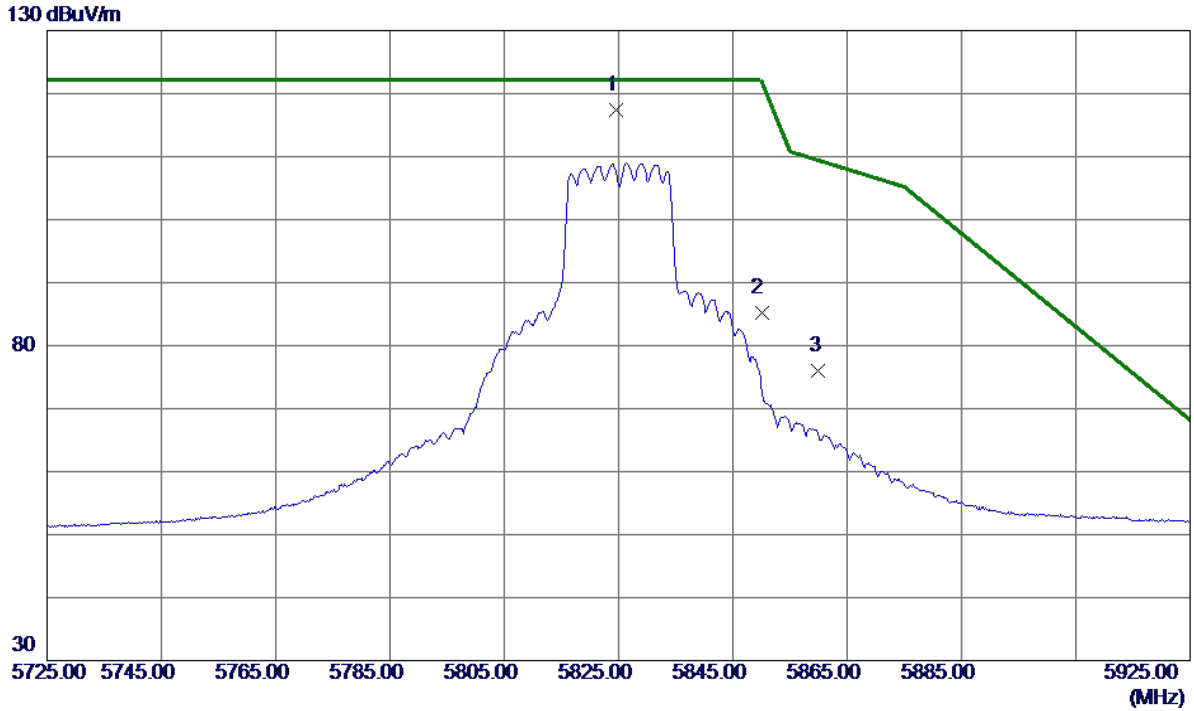


No.	Freq. MHz	Reading Level dBuV/m	Correct Factor dB	Measure ment dBuV/m	Limit dBuV/m	Margin dB	Detector	Comment
1	11650.1900	28.20	17.86	46.06	74.00	-27.94	Peak	
2	11654.1000	17.36	17.86	35.22	54.00	-18.78	AVG	
3 *	17478.5000	31.56	23.45	55.01	68.30	-13.29	Peak	



Orthogonal Axis:	X
Test Mode:	UNII-3/TX N20 Mode 5825MHz

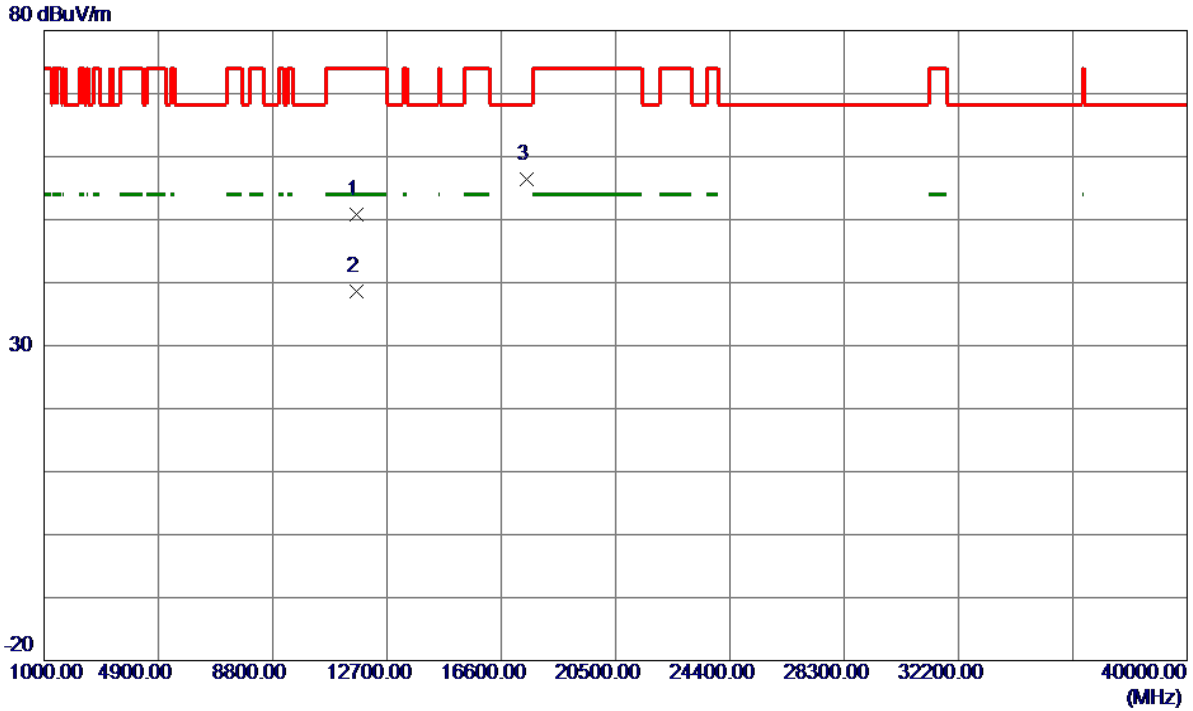
**Horizontal**



No.	Freq. MHz	Reading Level dBuV/m	Correct Factor dB	Measure ment dBuV/m	Limit dBuV/m	Margin dB	Detector	Comment
1 *	5824.6000	95.76	21.59	117.35	122.20	-4.85	Peak	
2	5850.0000	63.46	21.69	85.15	122.20	-37.05	Peak	
3	5860.0000	54.25	21.73	75.98	109.40	-33.42	Peak	

Orthogonal Axis:	X
Test Mode:	UNII-3/TX N20 Mode 5825MHz

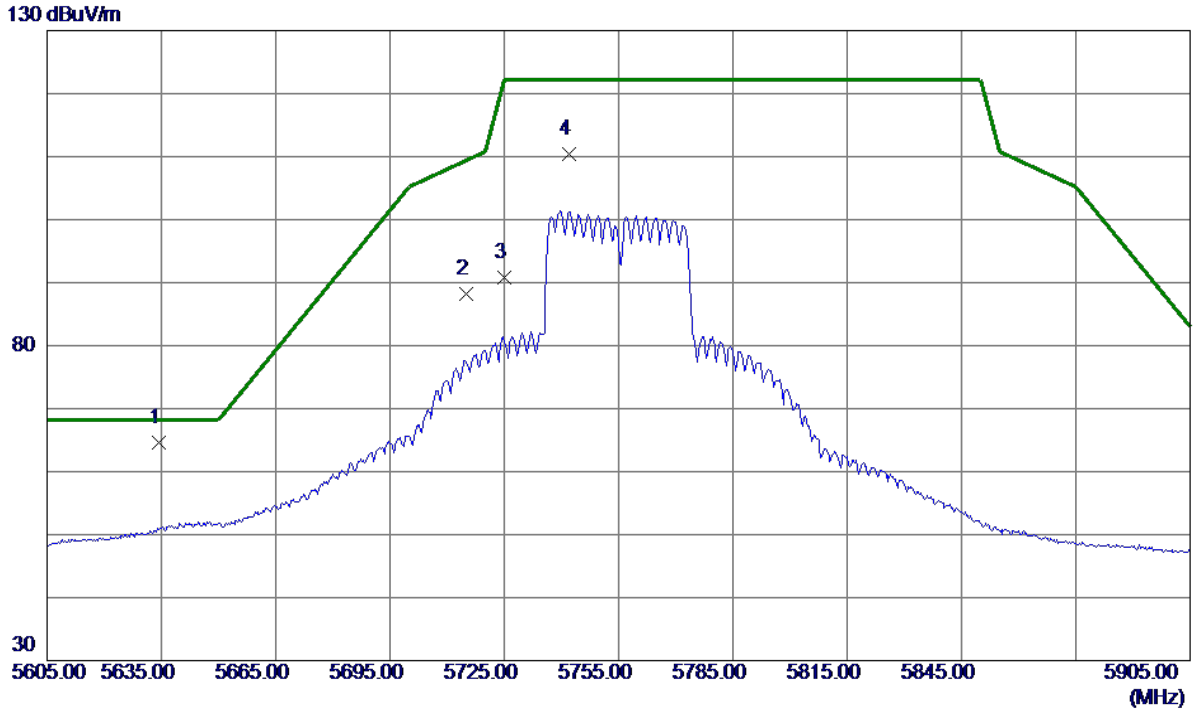
**Horizontal**



No.	Freq. MHz	Reading Level dBuV/m	Correct Factor dB	Measure ment dBuV/m	Limit dBuV/m	Margin dB	Detector	Comment
1	11652.3800	32.99	17.86	50.85	74.00	-23.15	Peak	
2	11652.4400	20.81	17.86	38.67	54.00	-15.33	AVG	
3 *	17470.6100	32.93	23.44	56.37	68.30	-11.93	Peak	

Orthogonal Axis:	X
Test Mode:	UNII-3/TX N40 Mode 5755MHz

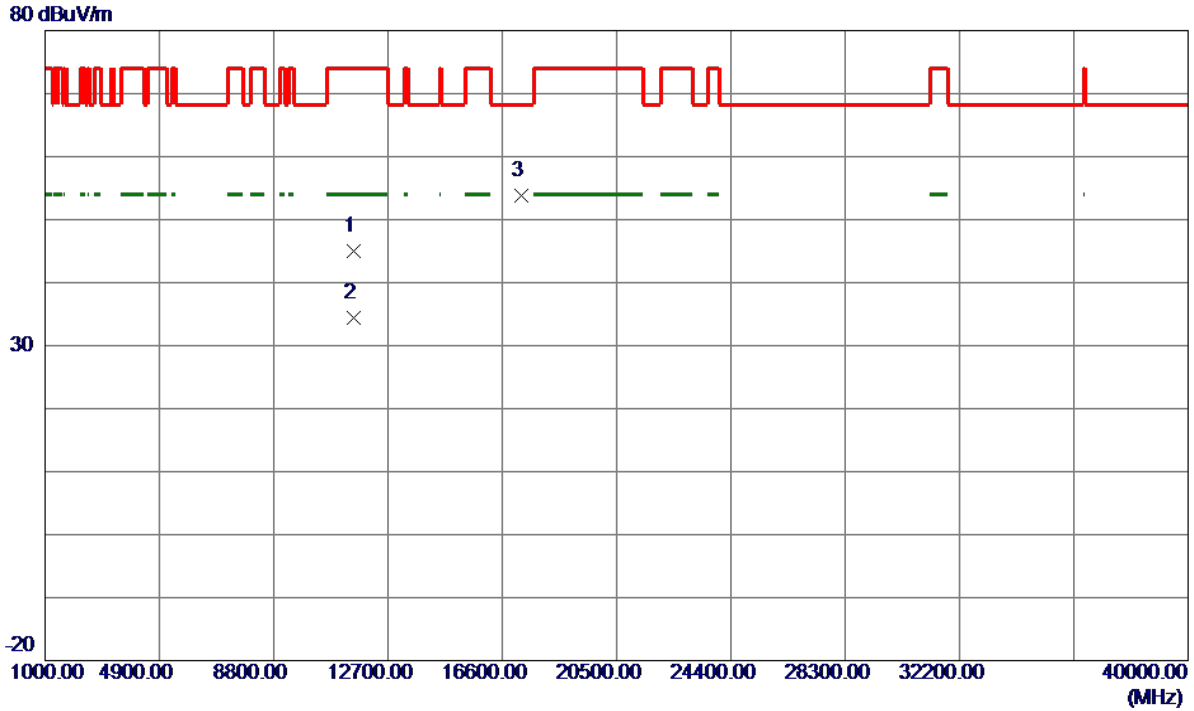
**Vertical**



No.	Freq. MHz	Reading Level dBuV/m	Correct Factor dB	Measure ment dBuV/m	Limit dBuV/m	Margin dB	Detector	Comment
1 *	5634.4000	43.81	20.84	64.65	68.20	-3.55	Peak	
2	5715.0000	67.13	21.16	88.29	109.40	-21.11	Peak	
3	5725.0000	69.57	21.20	90.77	122.20	-31.43	Peak	
4	5742.1000	89.11	21.27	110.38	122.20	-11.82	Peak	

Orthogonal Axis:	X
Test Mode:	UNII-3/TX N40 Mode 5755MHz

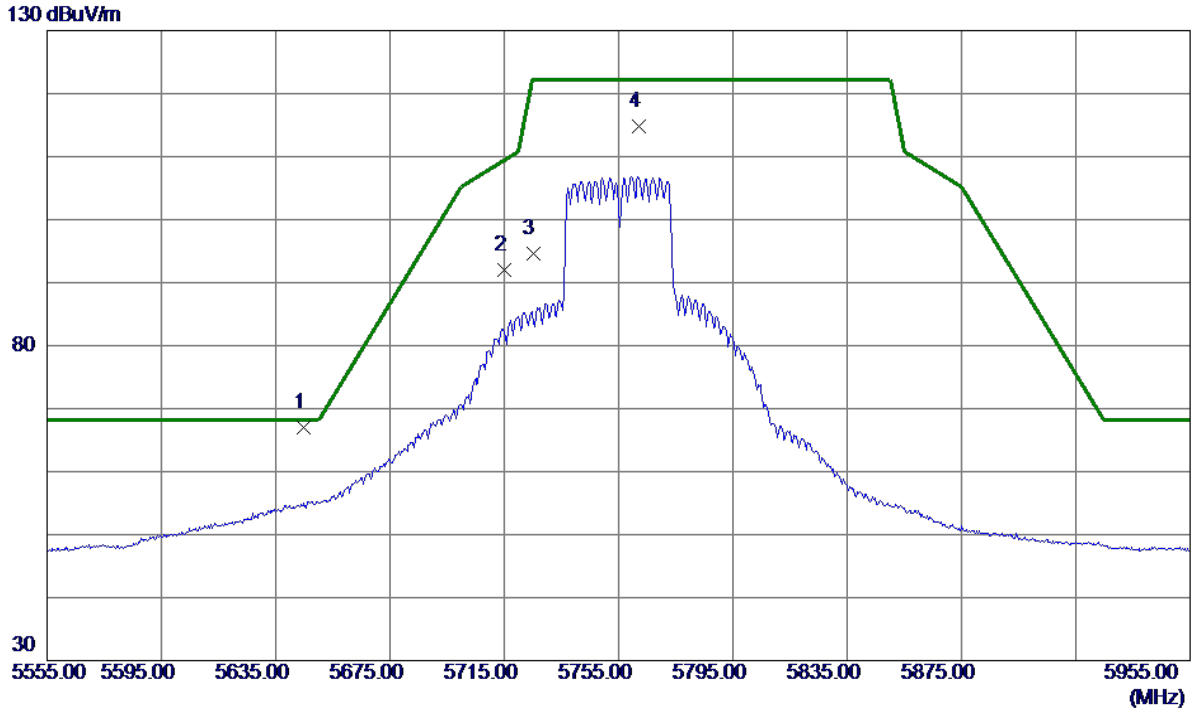
**Vertical**



No.	Freq. MHz	Reading Level dBuV/m	Correct Factor dB	Measure ment dBuV/m	Limit dBuV/m	Margin dB	Detector	Comment
1	11512.1400	27.29	17.79	45.08	74.00	-28.92	Peak	
2	11513.7000	16.55	17.79	34.34	54.00	-19.66	AVG	
3 *	17261.5100	30.67	23.18	53.85	68.30	-14.45	Peak	

Orthogonal Axis:	X
Test Mode:	UNII-3/TX N40 Mode 5755MHz

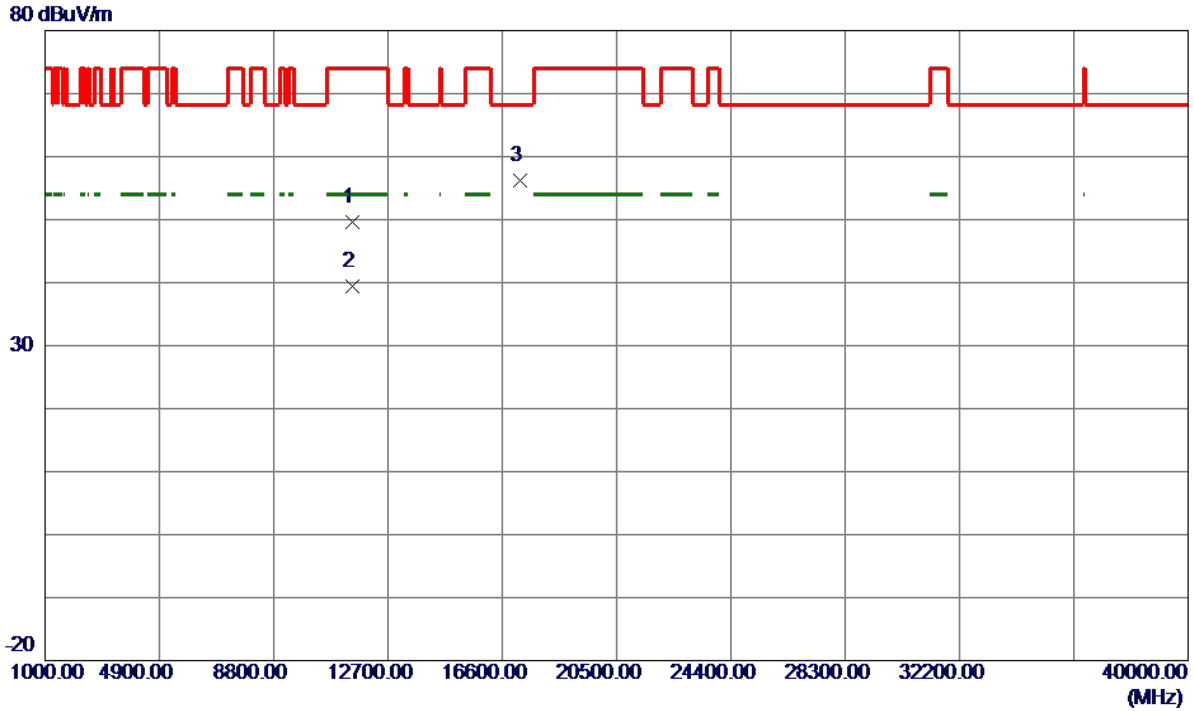
**Horizontal**



No.	Freq. MHz	Reading Level dBuV/m	Correct Factor dB	Measure ment dBuV/m	Limit dBuV/m	Margin dB	Detector	Comment
1 *	5644.6000	46.13	20.88	67.01	68.20	-1.19	Peak	
2	5715.0000	70.88	21.16	92.04	109.40	-17.36	Peak	
3	5725.0000	73.31	21.20	94.51	122.20	-27.69	Peak	
4	5762.2000	93.45	21.35	114.80	122.20	-7.40	Peak	

Orthogonal Axis:	X
Test Mode:	UNII-3/TX N40 Mode 5755MHz

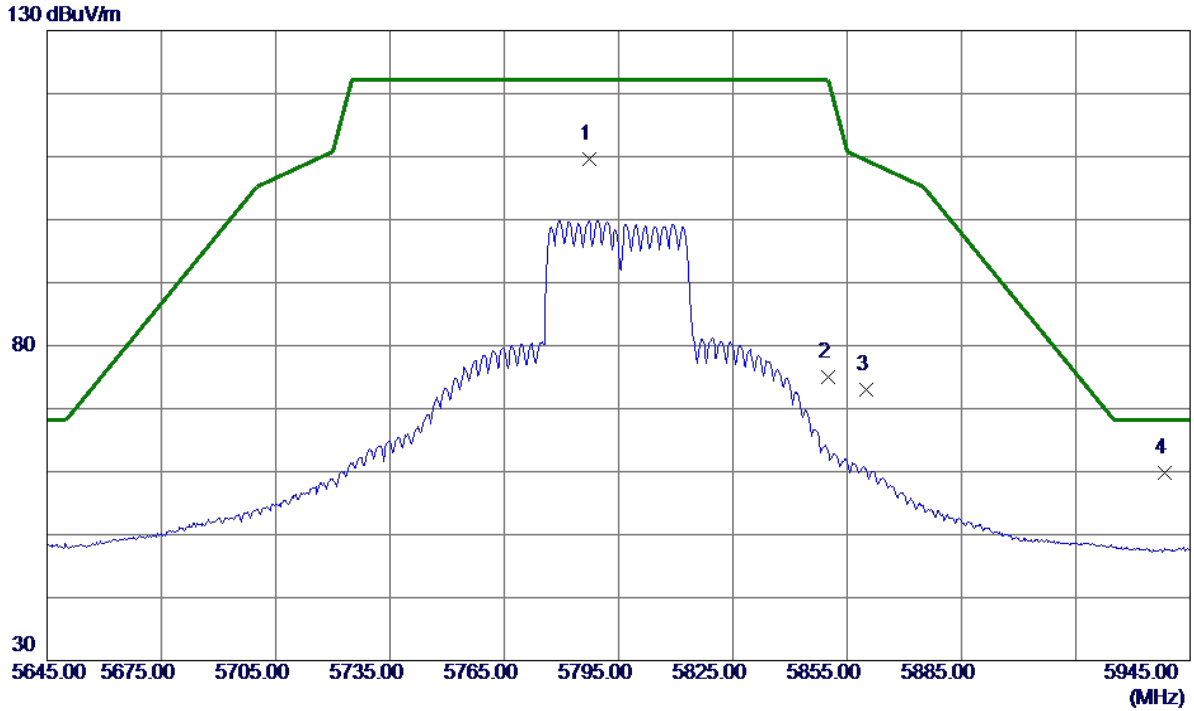
**Horizontal**



No.	Freq. MHz	Reading Level dBuV/m	Correct Factor dB	Measure ment dBuV/m	Limit dBuV/m	Margin dB	Detector	Comment
1	11499.3000	31.74	17.78	49.52	74.00	-24.48	Peak	
2	11505.2000	21.63	17.79	39.42	54.00	-14.58	AVG	
3 *	17219.9000	33.09	23.13	56.22	68.30	-12.08	Peak	

Orthogonal Axis:	X
Test Mode:	UNII-3/TX N40 Mode 5795MHz

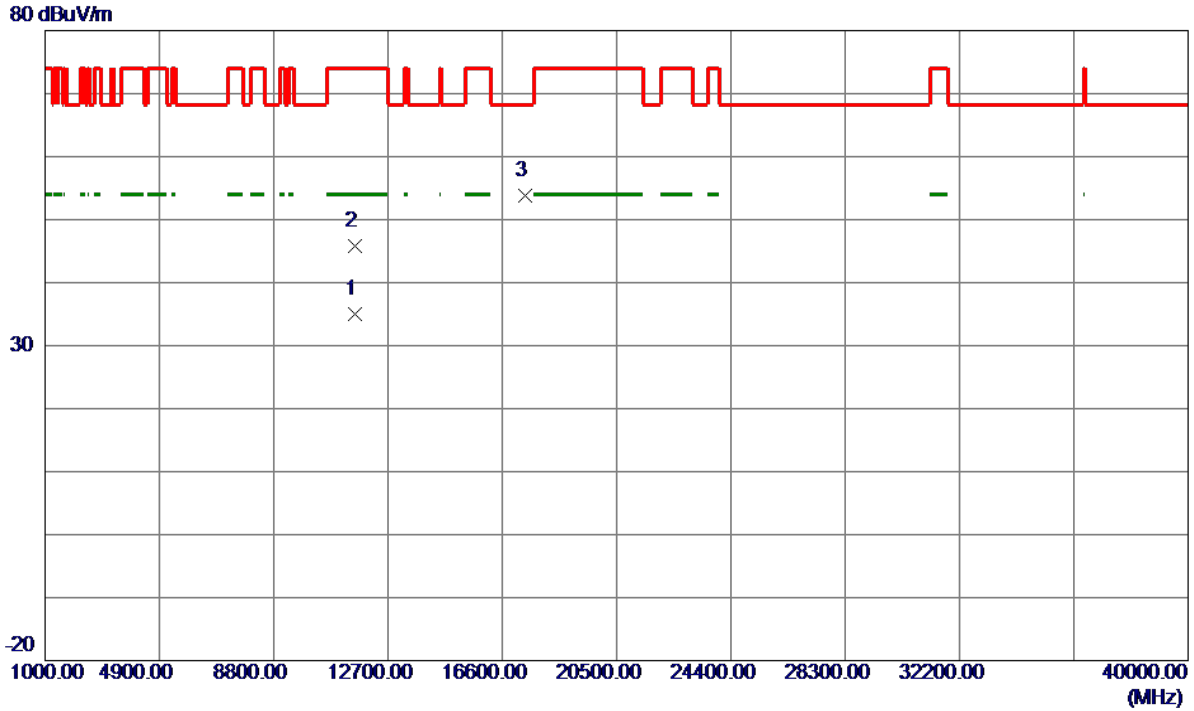
**Vertical**



No.	Freq. MHz	Reading Level dBuV/m	Correct Factor dB	Measure ment dBuV/m	Limit dBuV/m	Margin dB	Detector	Comment
1	5787.2000	88.19	21.45	109.64	122.20	-12.56	Peak	
2	5850.0000	53.25	21.69	74.94	122.20	-47.26	Peak	
3	5860.0000	51.34	21.73	73.07	109.40	-36.33	Peak	
4 *	5938.4000	37.79	22.05	59.84	68.20	-8.36	Peak	

Orthogonal Axis:	X
Test Mode:	UNII-3/TX N40 Mode 5795MHz

**Vertical**

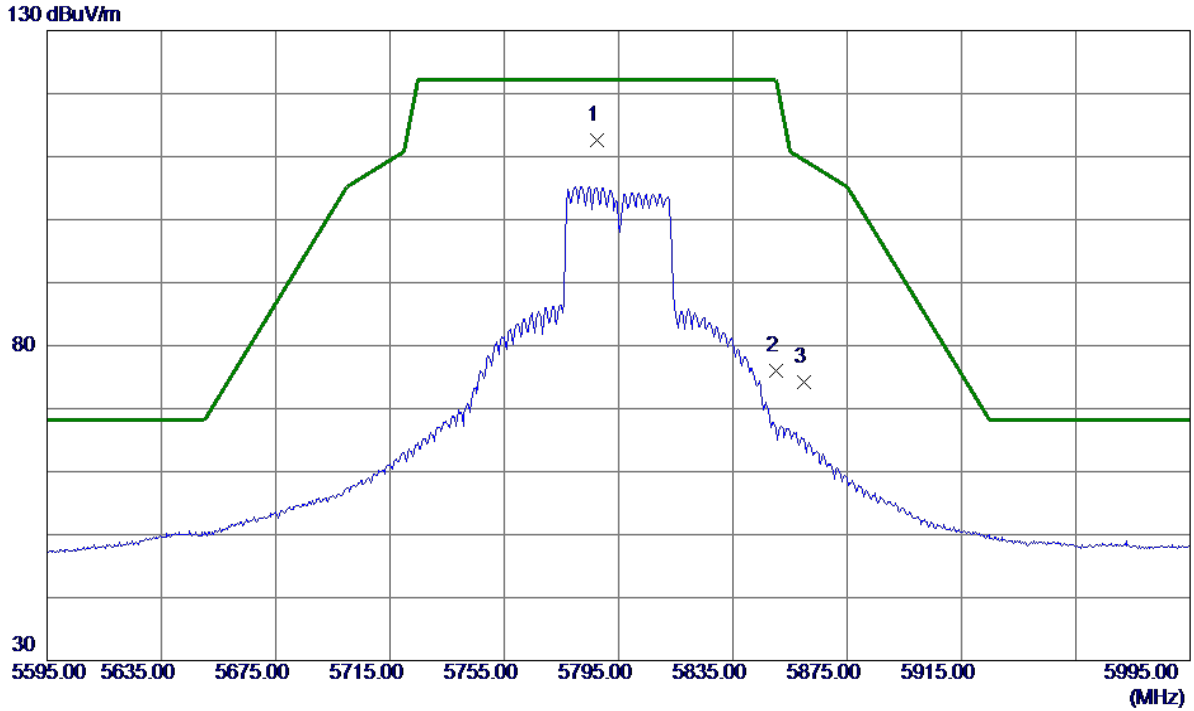


No.	Freq. MHz	Reading Level dBuV/m	Correct Factor dB	Measure ment dBuV/m	Limit dBuV/m	Margin dB	Detector	Comment
1	11588.3200	17.25	17.83	35.08	54.00	-18.92	AVG	
2	11589.3700	27.94	17.83	45.77	74.00	-28.23	Peak	
3 *	17388.6900	30.43	23.34	53.77	68.30	-14.53	Peak	



Orthogonal Axis:	X
Test Mode:	UNII-3/TX N40 Mode 5795MHz

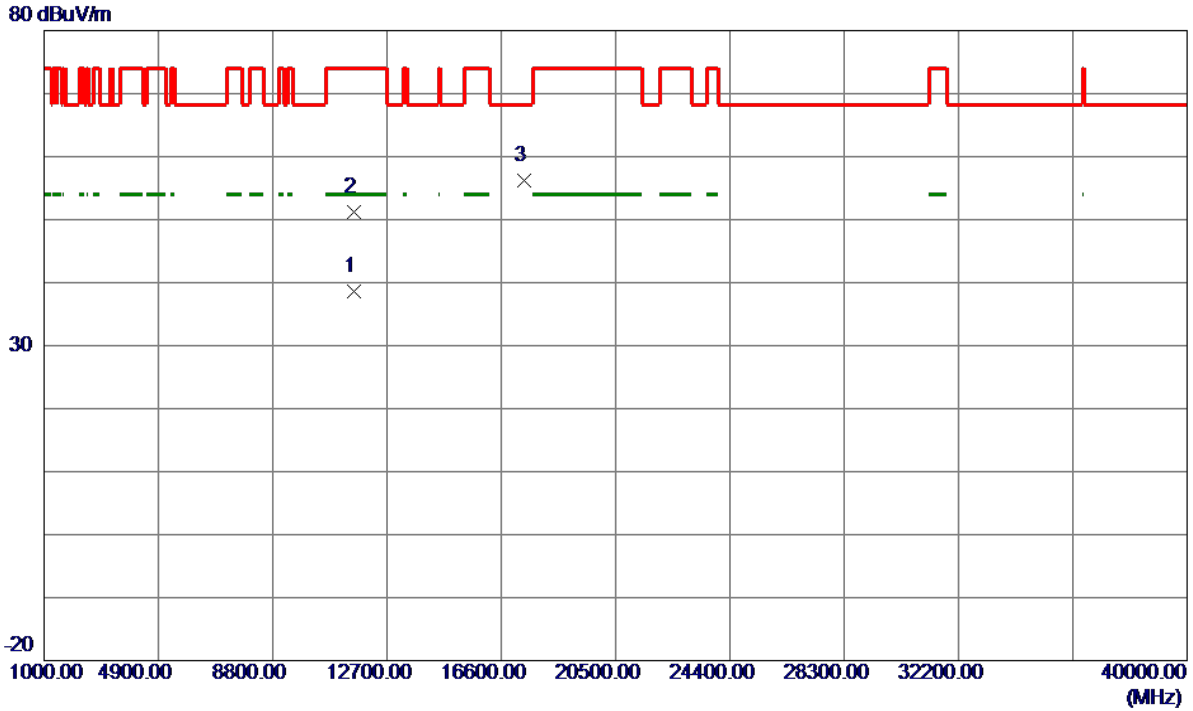
**Horizontal**



No.	Freq. MHz	Reading Level dBuV/m	Correct Factor dB	Measure ment dBuV/m	Limit dBuV/m	Margin dB	Detector	Comment
1 *	5787.4000	91.24	21.45	112.69	122.20	-9.51	Peak	
2	5850.0000	54.22	21.69	75.91	122.20	-46.29	Peak	
3	5860.0000	52.56	21.73	74.29	109.40	-35.11	Peak	

Orthogonal Axis:	X
Test Mode:	UNII-3/TX N40 Mode 5795MHz

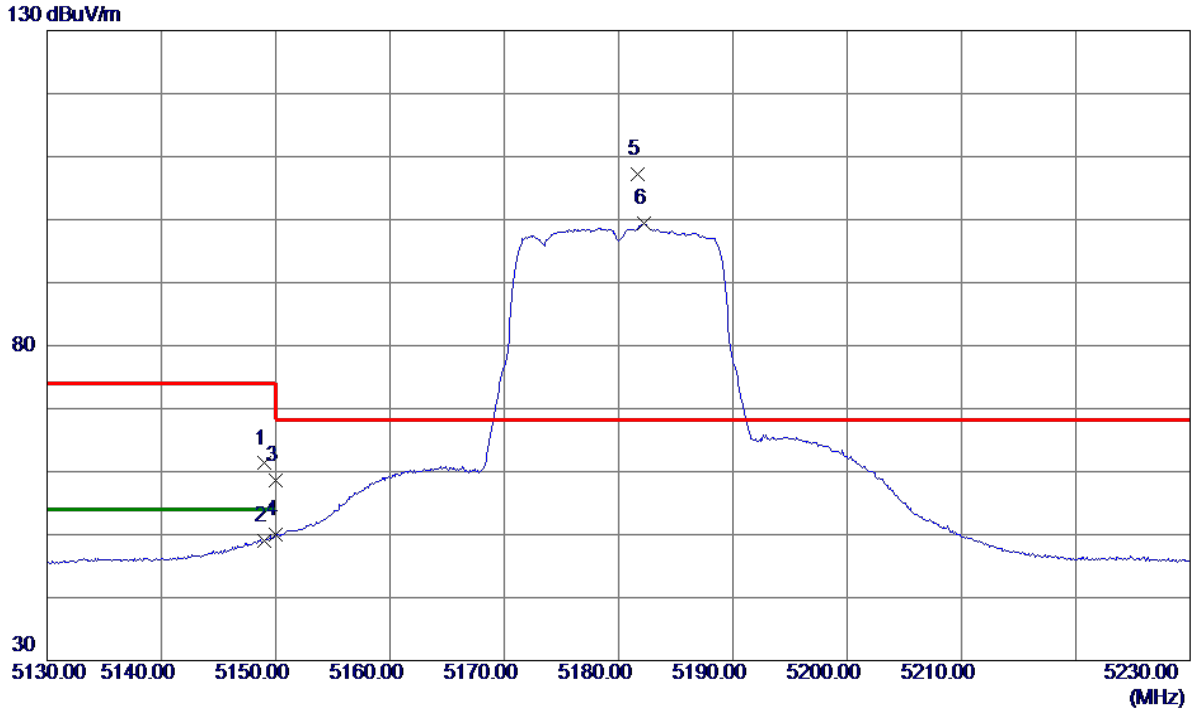
**Horizontal**



No.	Freq. MHz	Reading Level dBuV/m	Correct Factor dB	Measure ment dBuV/m	Limit dBuV/m	Margin dB	Detector	Comment
1	11589.8300	20.83	17.83	38.66	54.00	-15.34	AVG	
2	11590.3000	33.45	17.83	51.28	74.00	-22.72	Peak	
3 *	17382.8300	32.91	23.33	56.24	68.30	-12.06	Peak	

Orthogonal Axis:	X
Test Mode:	UNII-1/ TX AC20 Mode 5180MHz

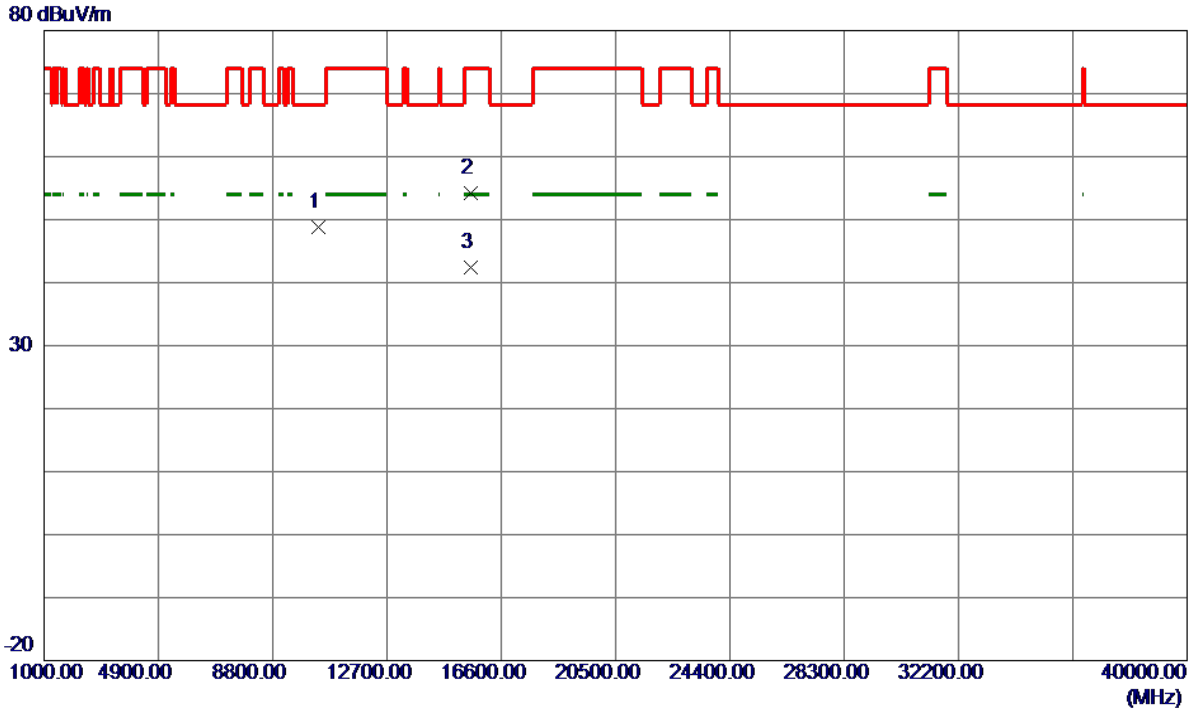
Vertical



No.	Freq. MHz	Reading Level dBuV/m	Correct Factor dB	Measure ment dBuV/m	Limit dBuV/m	Margin dB	Detector	Comment
1	5149.0000	43.11	18.19	61.30	74.00	-12.70	Peak	
2	5149.0000	30.82	18.19	49.01	54.00	-4.99	AVG	
3	5150.0000	40.37	18.19	58.56	74.00	-15.44	Peak	
4	5150.0000	31.81	18.19	50.00	54.00	-4.00	AVG	
5 *	5181.7000	88.80	18.39	107.19	68.30	38.89	Peak	No Limit
6	5182.2000	80.92	18.39	99.31	999.00	-899.69	AVG	No Limit

Orthogonal Axis:	X
Test Mode:	UNII-1/ TX AC20 Mode 5180MHz

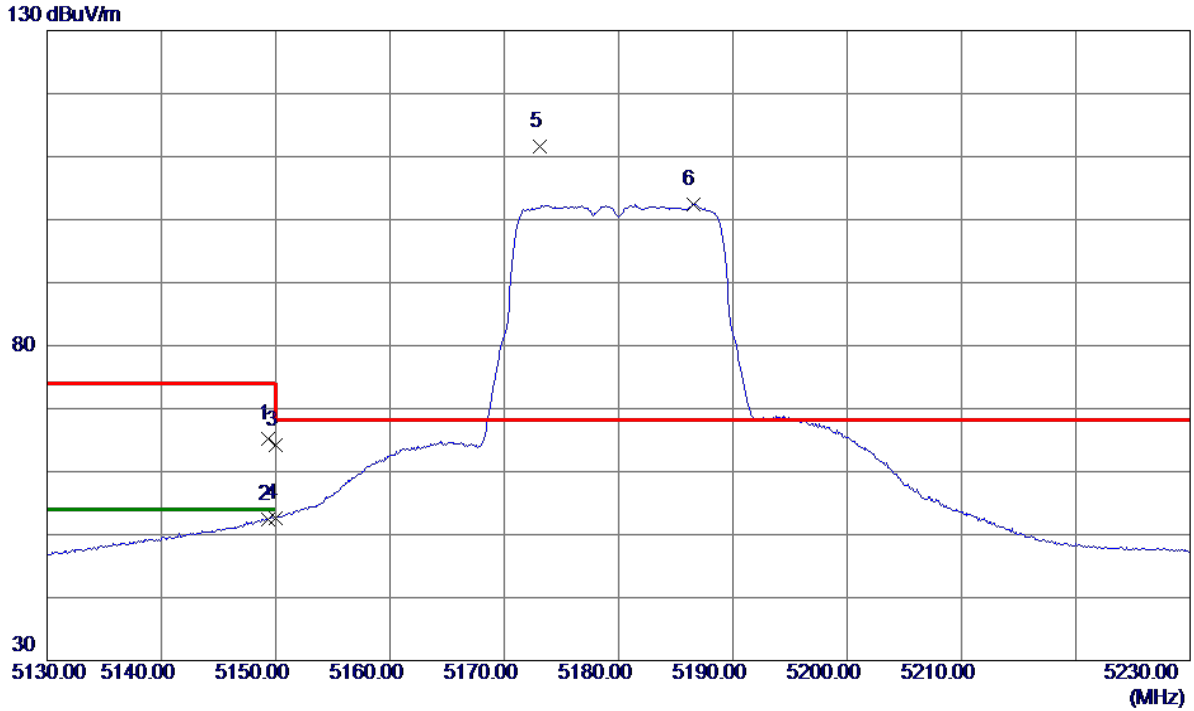
**Vertical**



No.	Freq. MHz	Reading Level dBuV/m	Correct Factor dB	Measure ment dBuV/m	Limit dBuV/m	Margin dB	Detector	Comment
1	10358.4000	32.56	16.33	48.89	68.30	-19.41	Peak	
2	15539.0500	30.86	23.27	54.13	74.00	-19.87	Peak	
3 *	15540.5000	19.21	23.27	42.48	54.00	-11.52	AVG	

Orthogonal Axis:	X
Test Mode:	UNII-1/ TX AC20 Mode 5180MHz

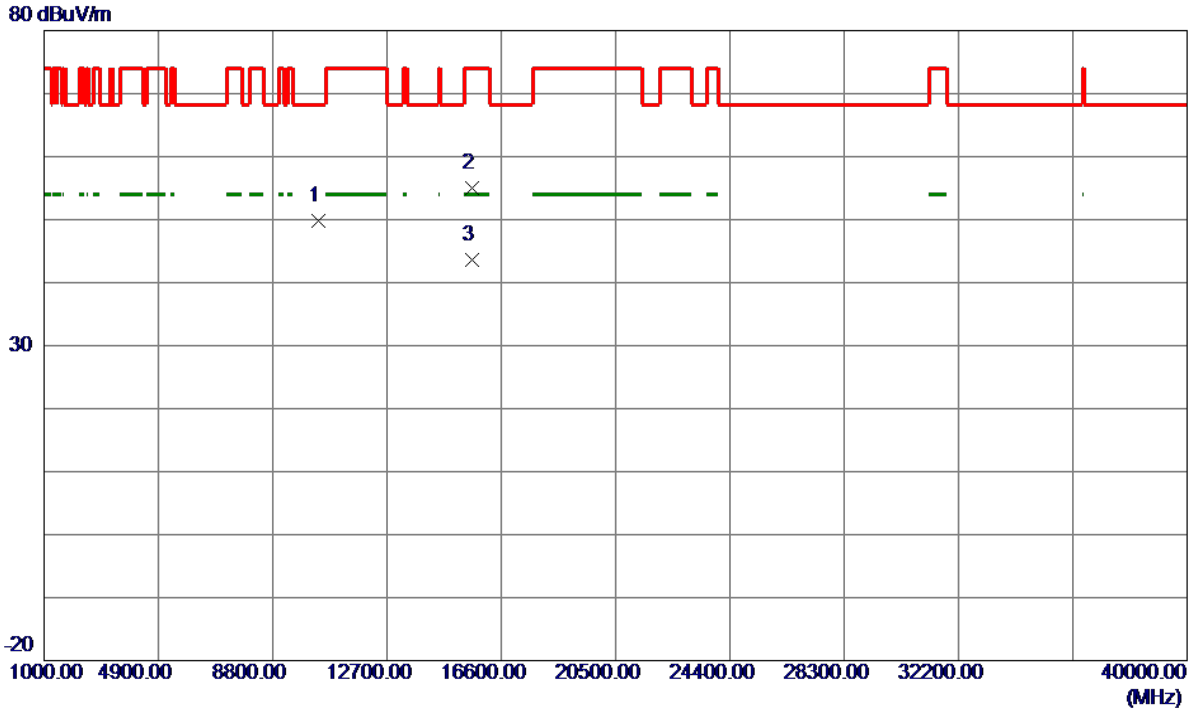
**Horizontal**



No.	Freq. MHz	Reading Level dBuV/m	Correct Factor dB	Measure ment dBuV/m	Limit dBuV/m	Margin dB	Detector	Comment
1	5149.3000	47.05	18.19	65.24	74.00	-8.76	Peak	
2	5149.3000	34.30	18.19	52.49	54.00	-1.51	AVG	
3	5150.0000	46.07	18.19	64.26	74.00	-9.74	Peak	
4	5150.0000	34.43	18.19	52.62	54.00	-1.38	AVG	
5 *	5173.1000	93.36	18.33	111.69	68.30	43.39	Peak	No Limit
6	5186.5000	84.05	18.41	102.46	999.00	-896.54	AVG	No Limit

Orthogonal Axis:	X
Test Mode:	UNII-1/ TX AC20 Mode 5180MHz

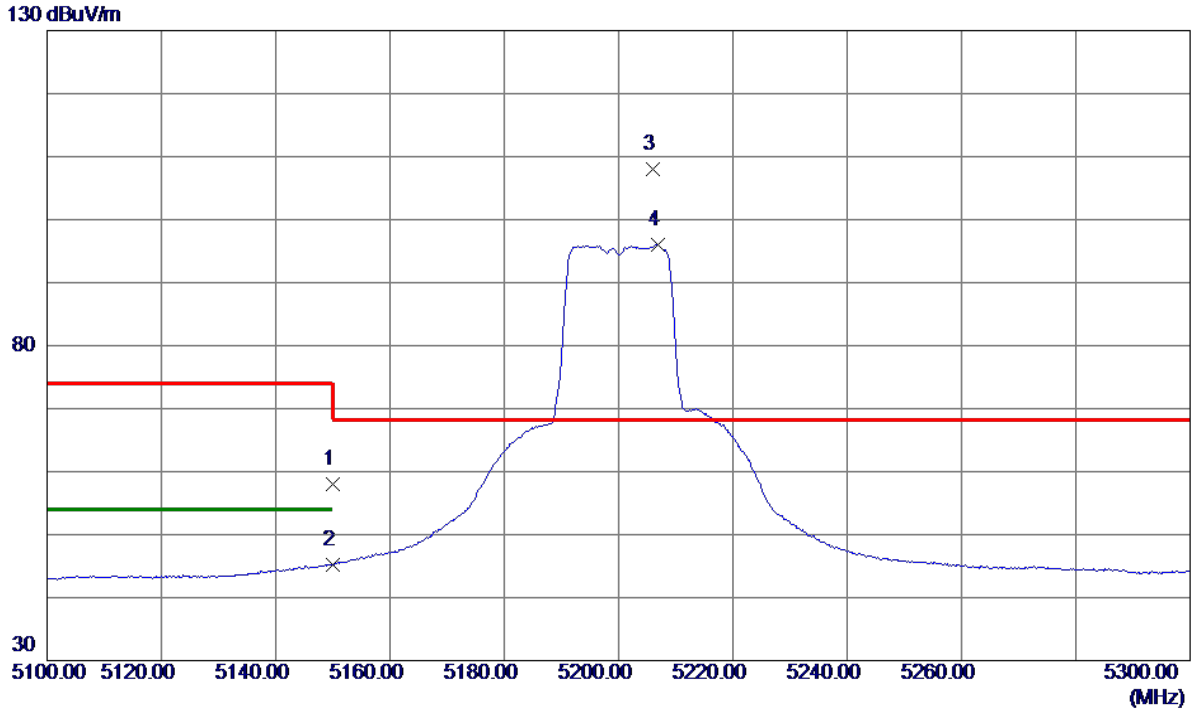
**Horizontal**



No.	Freq. MHz	Reading Level dBuV/m	Correct Factor dB	Measure ment dBuV/m	Limit dBuV/m	Margin dB	Detector	Comment
1	10358.4500	33.55	16.33	49.88	68.30	-18.42	Peak	
2	15598.6800	31.73	23.30	55.03	74.00	-18.97	Peak	
3 *	15600.9800	20.39	23.30	43.69	54.00	-10.31	AVG	

Orthogonal Axis:	X
Test Mode:	UNII-1/ TX AC20 Mode 5200MHz

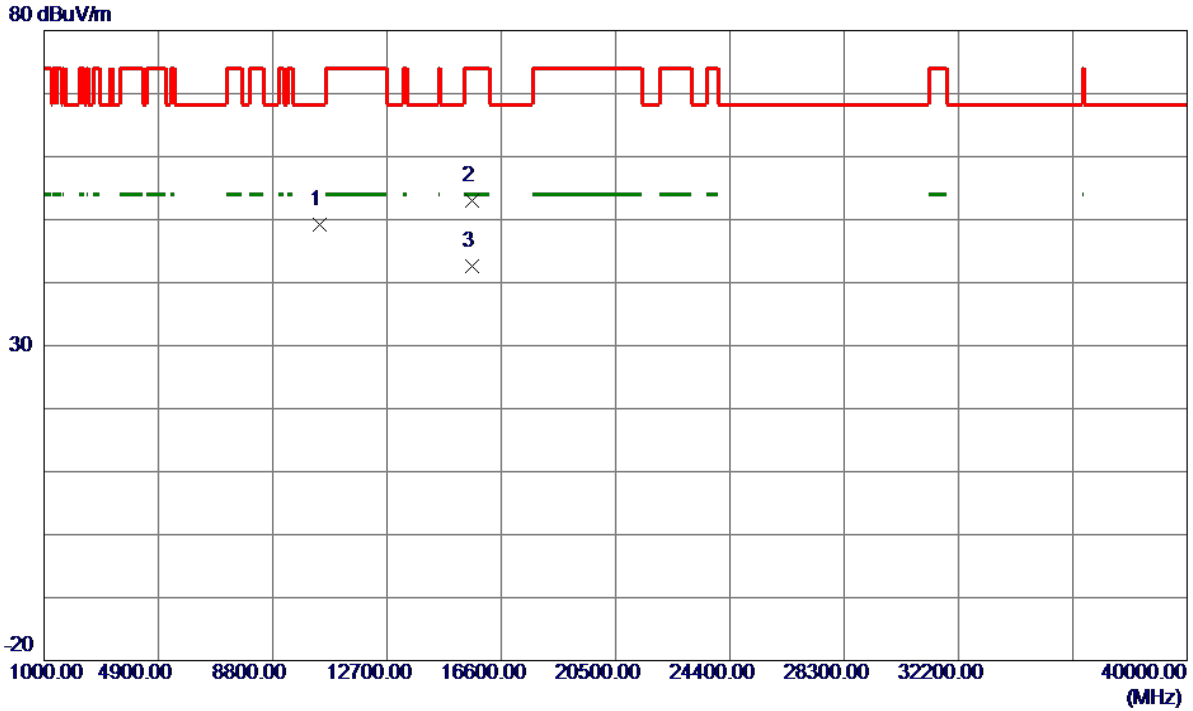
**Vertical**



No.	Freq. MHz	Reading Level dBuV/m	Correct Factor dB	Measure ment dBuV/m	Limit dBuV/m	Margin dB	Detector	Comment
1	5150.0000	39.78	18.19	57.97	74.00	-16.03	Peak	
2	5150.0000	26.99	18.19	45.18	54.00	-8.82	AVG	
3 *	5206.0000	89.52	18.53	108.05	68.30	39.75	Peak	No Limit
4	5206.8000	77.50	18.54	96.04	999.00	-902.96	AVG	No Limit

Orthogonal Axis:	X
Test Mode:	UNII-1/ TX AC20 Mode 5200MHz

**Vertical**

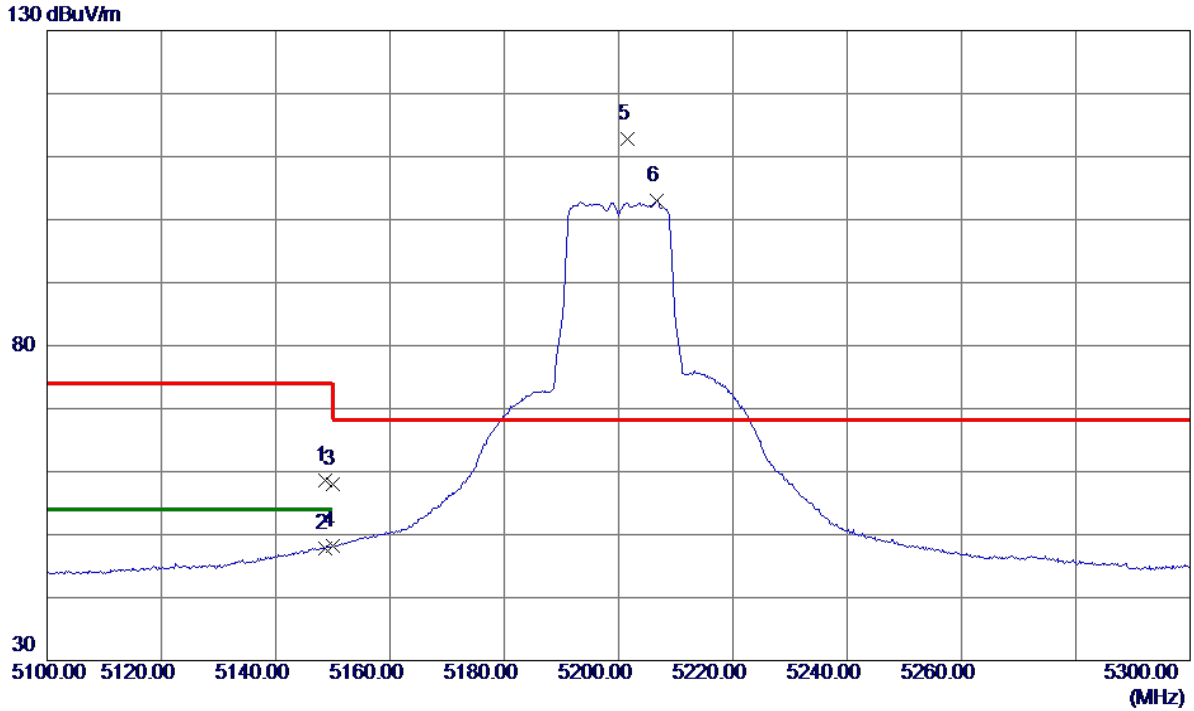


No.	Freq. MHz	Reading Level dBuV/m	Correct Factor dB	Measure ment dBuV/m	Limit dBuV/m	Margin dB	Detector	Comment
1	10402.4300	32.78	16.44	49.22	68.30	-19.08	Peak	
2	15599.9400	29.67	23.30	52.97	74.00	-21.03	Peak	
3 *	15604.2500	19.34	23.30	42.64	54.00	-11.36	AVG	



Orthogonal Axis:	X
Test Mode:	UNII-1/ TX AC20 Mode 5200MHz

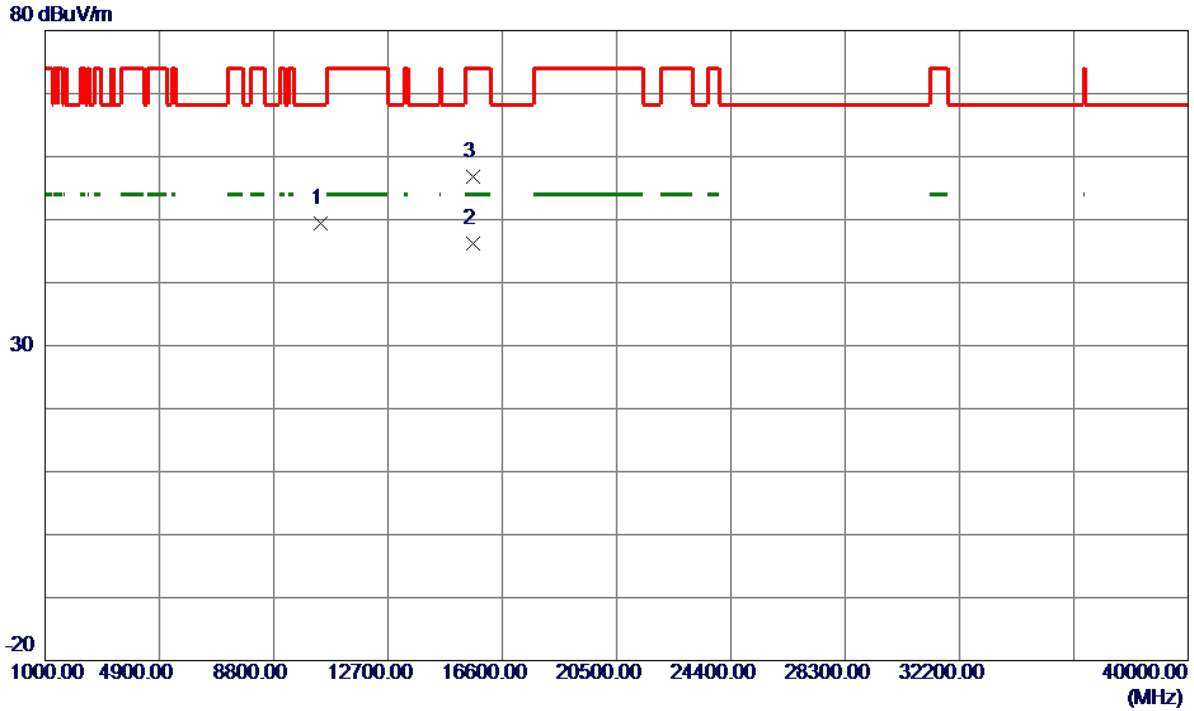
Horizontal



No.	Freq. MHz	Reading Level dBuV/m	Correct Factor dB	Measure ment dBuV/m	Limit dBuV/m	Margin dB	Detector	Comment
1	5148.6000	40.38	18.19	58.57	74.00	-15.43	Peak	
2	5148.6000	29.61	18.19	47.80	54.00	-6.20	AVG	
3	5150.0000	39.84	18.19	58.03	74.00	-15.97	Peak	
4	5150.0000	29.95	18.19	48.14	54.00	-5.86	AVG	
5 *	5201.6000	94.28	18.51	112.79	68.30	44.49	Peak	No Limit
6	5206.6000	84.39	18.54	102.93	999.00	-896.07	AVG	No Limit

Orthogonal Axis:	X
Test Mode:	UNII-1/ TX AC20 Mode 5200MHz

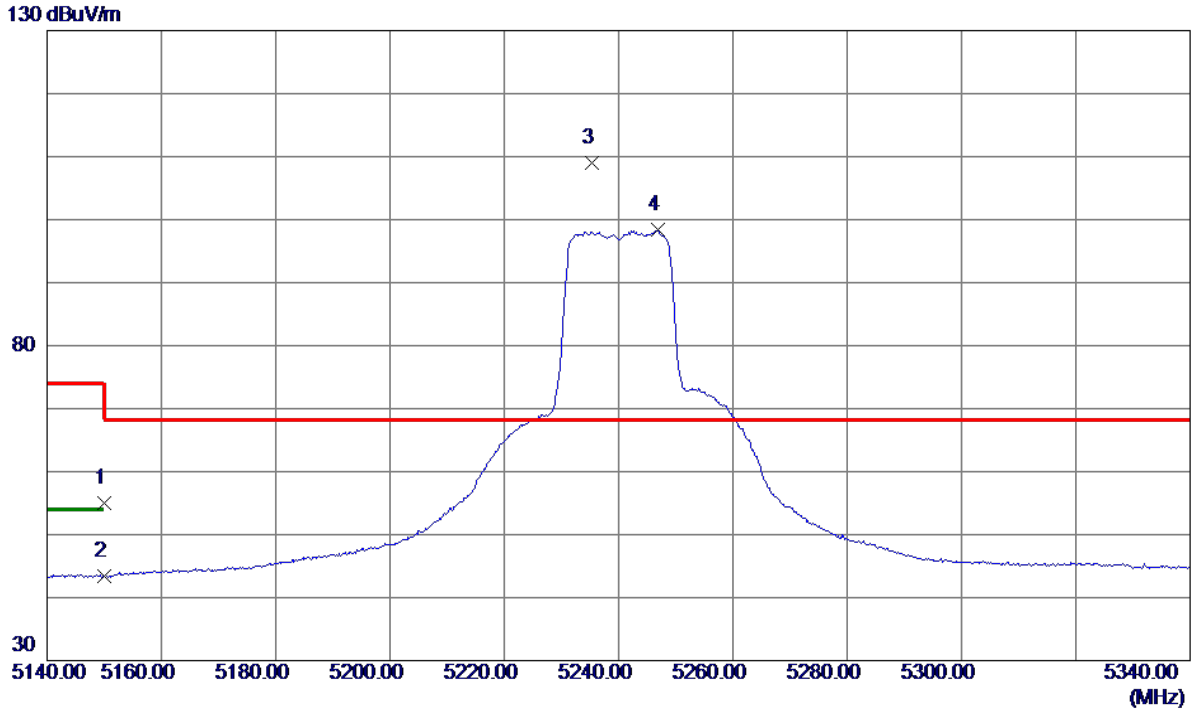
**Horizontal**



No.	Freq. MHz	Reading Level dBuV/m	Correct Factor dB	Measure ment dBuV/m	Limit dBuV/m	Margin dB	Detector	Comment
1	10402.9500	33.00	16.45	49.45	68.30	-18.85	Peak	
2 *	15603.8000	22.98	23.30	46.28	54.00	-7.72	AVG	
3	15607.3000	33.50	23.30	56.80	74.00	-17.20	Peak	

Orthogonal Axis:	X
Test Mode:	UNII-1/ TX AC20 Mode 5240MHz

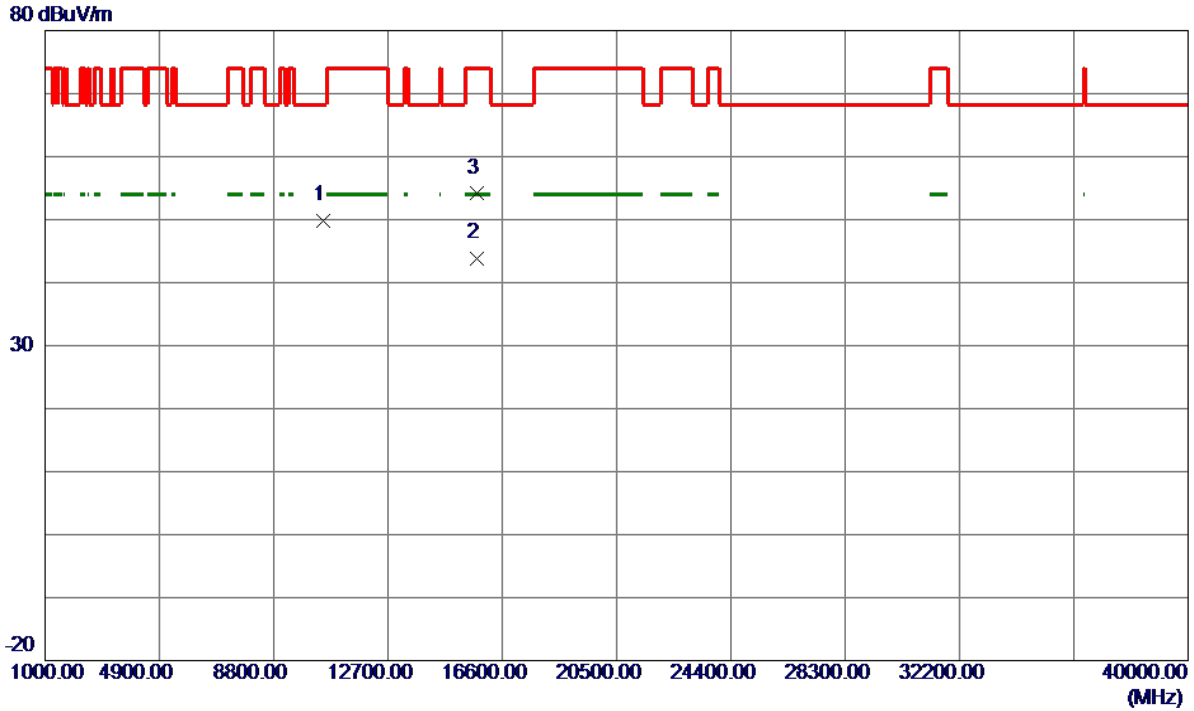
**Vertical**



No.	Freq. MHz	Reading Level dBuV/m	Correct Factor dB	Measure ment dBuV/m	Limit dBuV/m	Margin dB	Detector	Comment
1	5150.0000	36.73	18.19	54.92	74.00	-19.08	Peak	
2	5150.0000	25.22	18.19	43.41	54.00	-10.59	AVG	
3 *	5235.4000	90.32	18.71	109.03	68.30	40.73	Peak	No Limit
4	5246.8000	79.53	18.78	98.31	999.00	-900.69	AVG	No Limit

Orthogonal Axis:	X
Test Mode:	UNII-1/ TX AC20 Mode 5240MHz

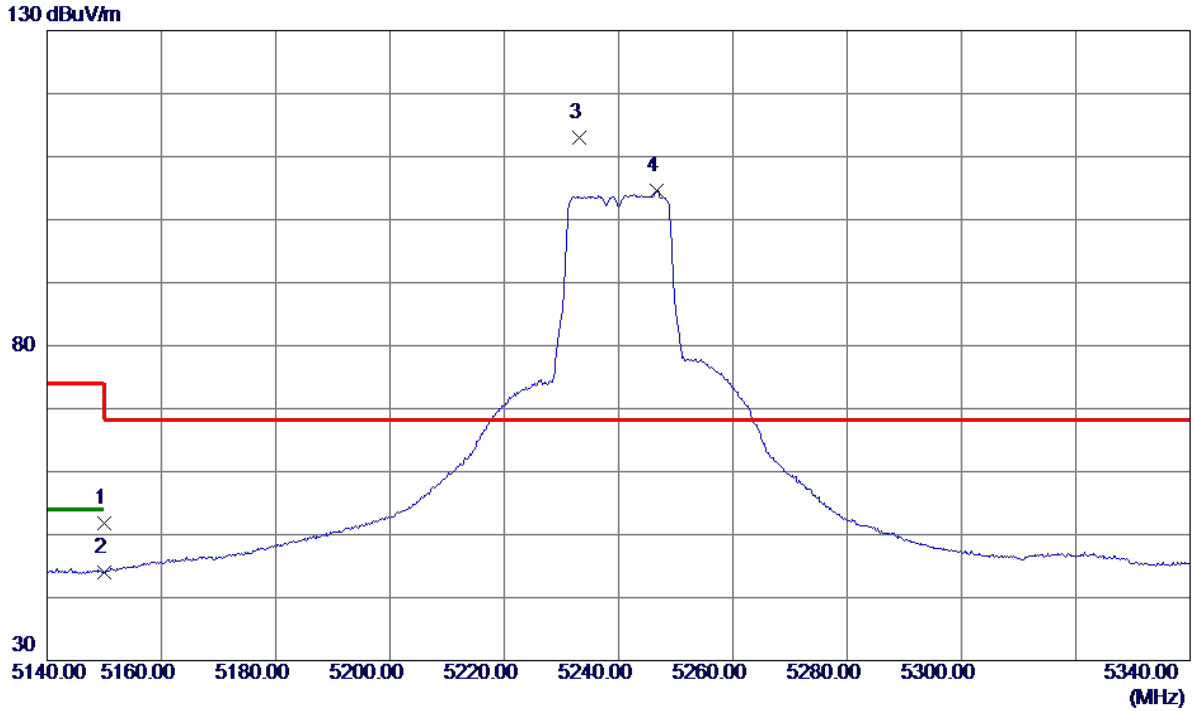
**Vertical**



No.	Freq. MHz	Reading Level dBuV/m	Correct Factor dB	Measure ment dBuV/m	Limit dBuV/m	Margin dB	Detector	Comment
1	10475.3900	33.26	16.64	49.90	68.30	-18.40	Peak	
2 *	15718.6000	20.53	23.37	43.90	54.00	-10.10	AVG	
3	15721.4600	30.92	23.37	54.29	74.00	-19.71	Peak	

Orthogonal Axis:	X
Test Mode:	UNII-1/ TX AC20 Mode 5240MHz

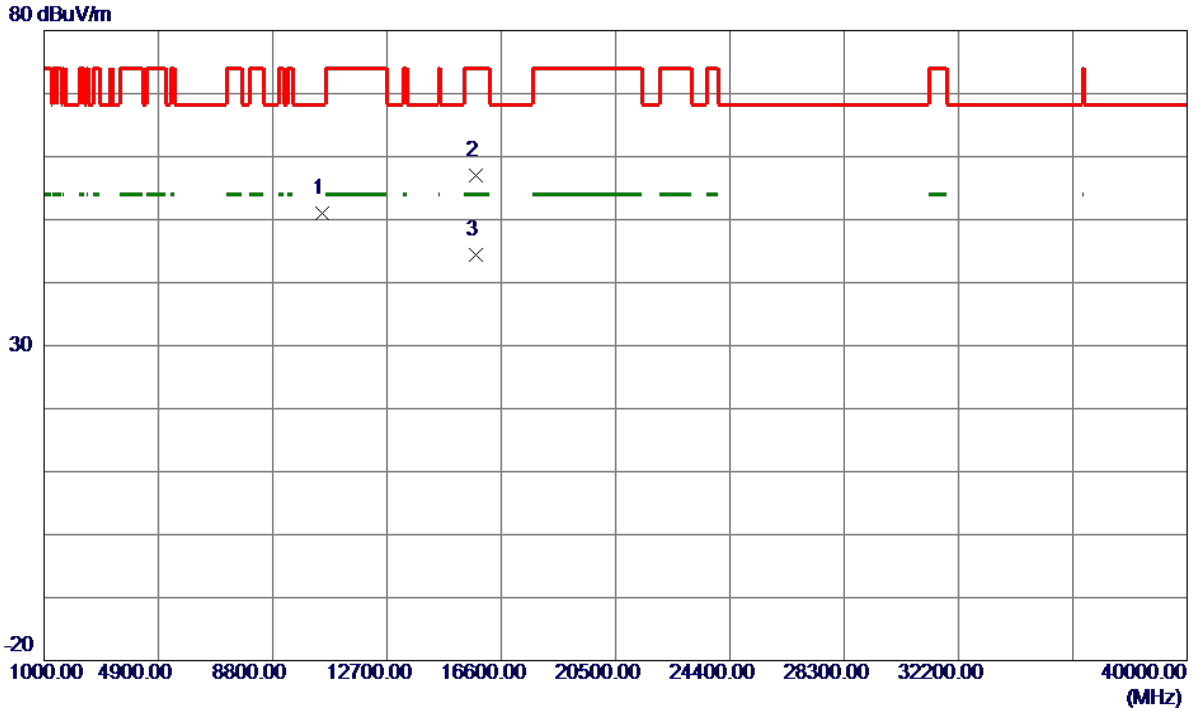
**Horizontal**



No.	Freq. MHz	Reading Level dBuV/m	Correct Factor dB	Measure ment dBuV/m	Limit dBuV/m	Margin dB	Detector	Comment
1	5150.0000	33.69	18.19	51.88	74.00	-22.12	Peak	
2	5150.0000	25.87	18.19	44.06	54.00	-9.94	AVG	
3 *	5233.2000	94.40	18.70	113.10	68.30	44.80	Peak	No Limit
4	5246.6000	85.88	18.78	104.66	999.00	-894.34	AVG	No Limit

Orthogonal Axis:	X
Test Mode:	UNII-1/ TX AC20 Mode 5240MHz

**Horizontal**

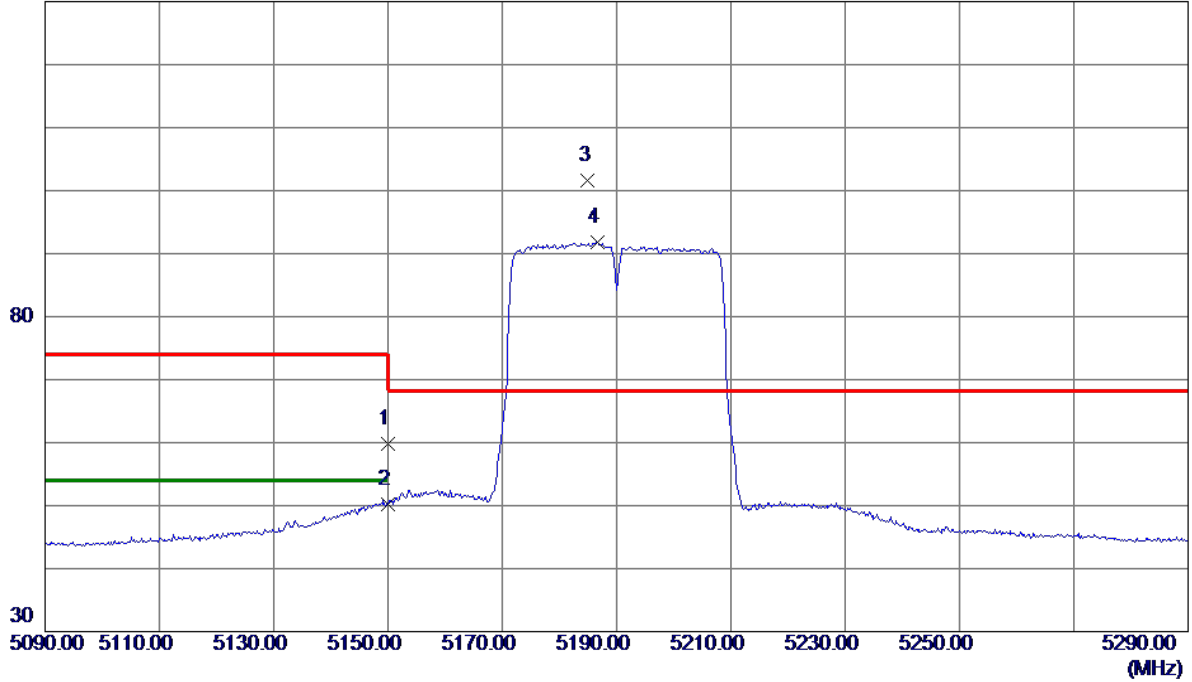


No.	Freq. MHz	Reading Level dBuV/m	Correct Factor dB	Measure ment dBuV/m	Limit dBuV/m	Margin dB	Detector	Comment
1	10478.5599	34.44	16.65	51.09	68.30	-17.21	Peak	
2	15722.0200	33.69	23.37	57.06	74.00	-16.94	Peak	
3 *	15722.9100	20.96	23.37	44.33	54.00	-9.67	AVG	

Orthogonal Axis:	X
Test Mode:	UNII-1/ TX AC40 Mode 5190MHz

**Vertical**

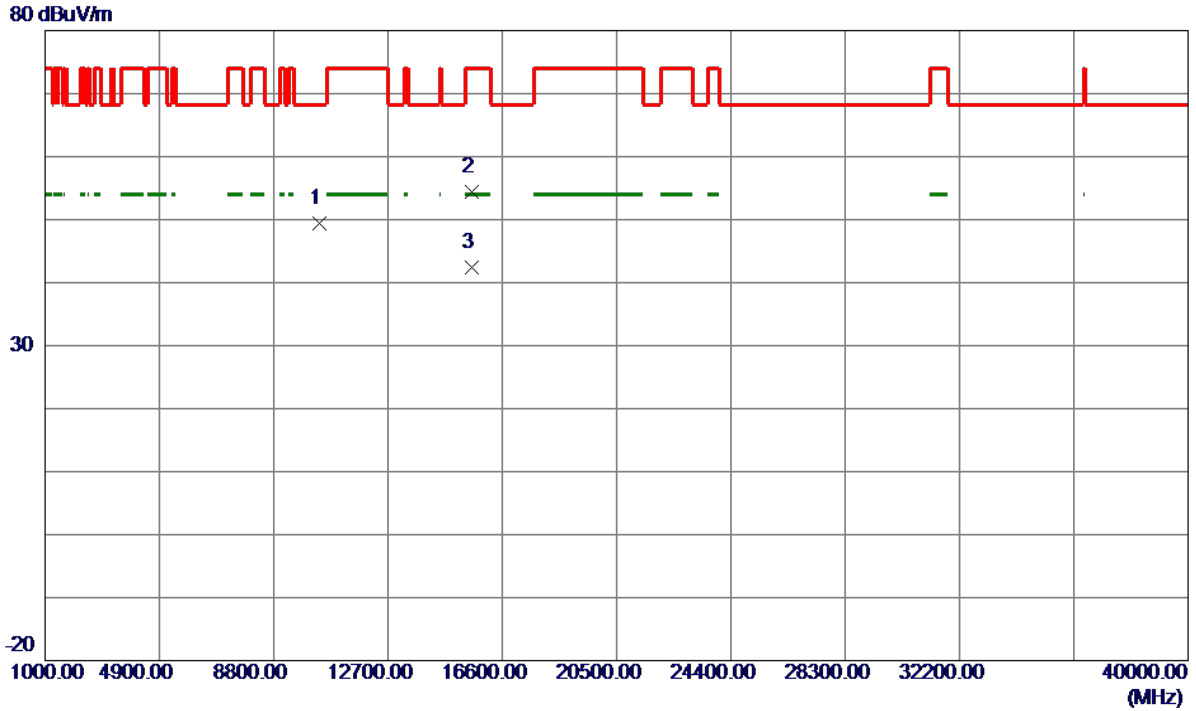
130 dBuV/m



No.	Freq. MHz	Reading Level dBuV/m	Correct Factor dB	Measure ment dBuV/m	Limit dBuV/m	Margin dB	Detector	Comment
1	5150.0000	41.61	18.19	59.80	74.00	-14.20	Peak	
2	5150.0000	32.08	18.19	50.27	54.00	-3.73	AVG	
3 *	5185.0000	83.14	18.41	101.55	68.30	33.25	Peak	No Limit
4	5186.6000	73.46	18.42	91.88	999.00	-907.12	AVG	No Limit

Orthogonal Axis:	X
Test Mode:	UNII-1/ TX AC40 Mode 5190MHz

**Vertical**



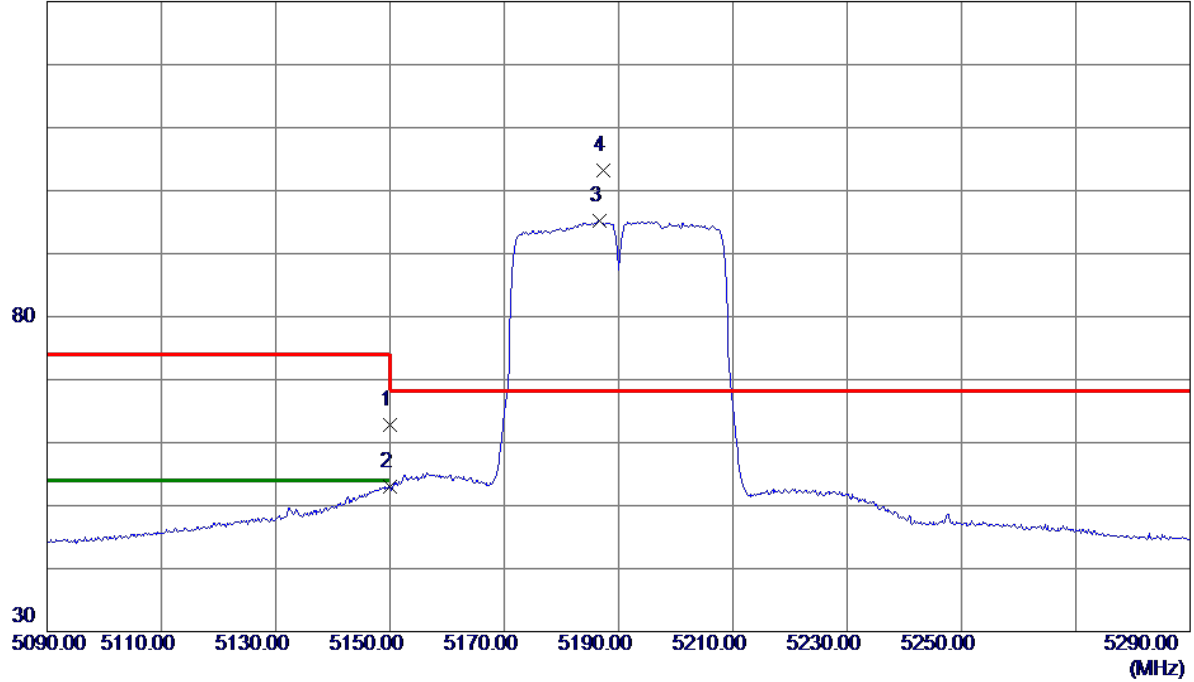
No.	Freq. MHz	Reading Level dBuV/m	Correct Factor dB	Measure ment dBuV/m	Limit dBuV/m	Margin dB	Detector	Comment
1	10381.5800	32.97	16.39	49.36	68.30	-18.94	Peak	
2	15568.6700	31.19	23.28	54.47	74.00	-19.53	Peak	
3 *	15573.0600	19.16	23.29	42.45	54.00	-11.55	AVG	



Orthogonal Axis:	X
Test Mode:	UNII-1/ TX AC40 Mode 5190MHz

**Horizontal**

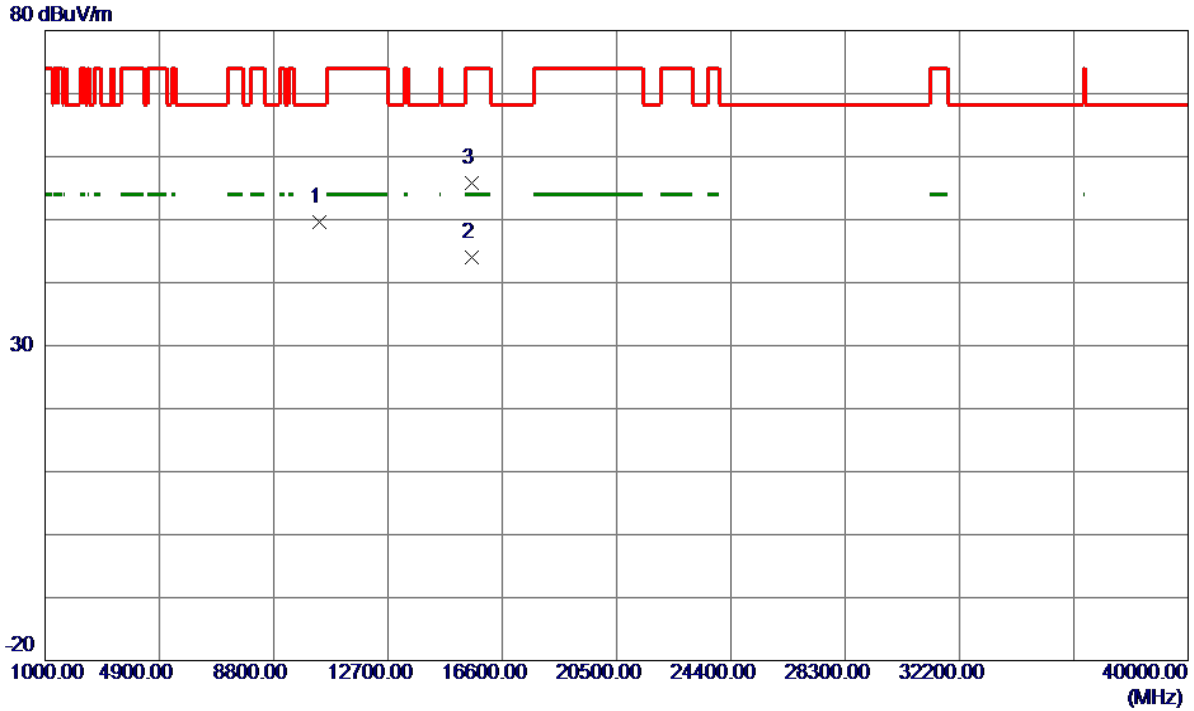
130 dBuV/m



No.	Freq. MHz	Reading Level dBuV/m	Correct Factor dB	Measure ment dBuV/m	Limit dBuV/m	Margin dB	Detector	Comment
1	5150.0000	44.55	18.19	62.74	74.00	-11.26	Peak	
2	5150.0000	34.72	18.19	52.91	54.00	-1.09	AVG	
3	5186.6000	76.70	18.42	95.12	999.00	-903.88	AVG	No Limit
4 *	5187.4000	84.78	18.42	103.20	68.30	34.90	Peak	No Limit

Orthogonal Axis:	X
Test Mode:	UNII-1/ TX AC40 Mode 5190MHz

**Horizontal**

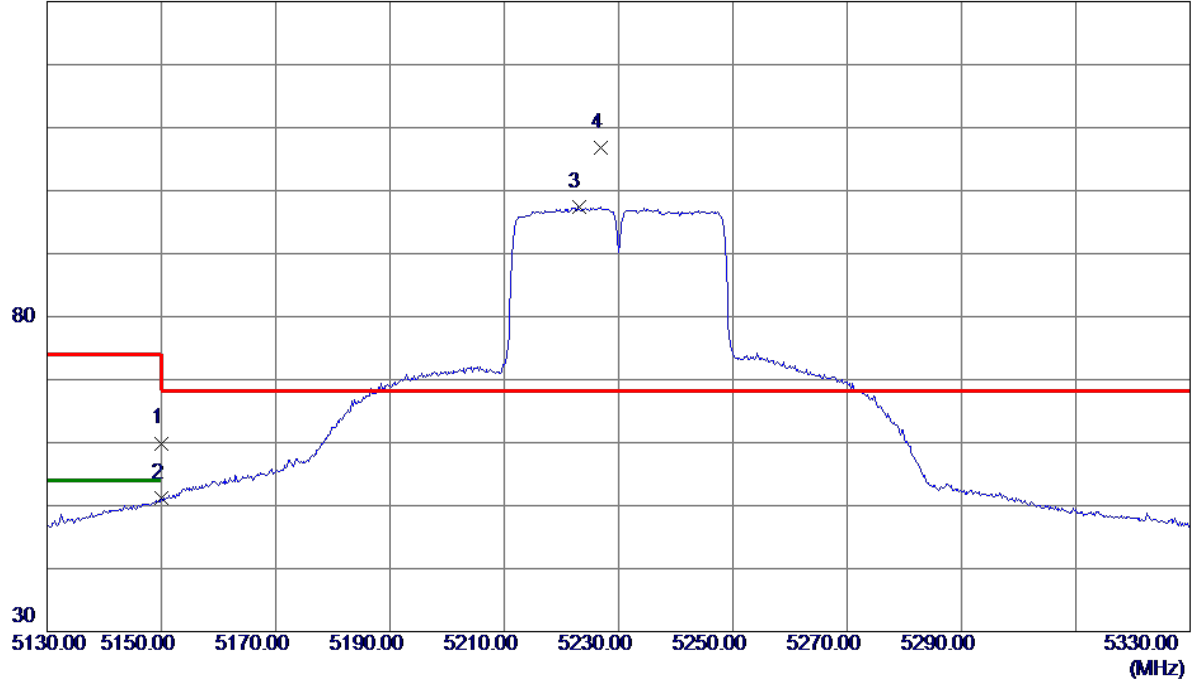


No.	Freq. MHz	Reading Level dBuV/m	Correct Factor dB	Measure ment dBuV/m	Limit dBuV/m	Margin dB	Detector	Comment
1	10380.3740	33.27	16.39	49.66	68.30	-18.64	Peak	
2 *	15570.2560	20.80	23.28	44.08	54.00	-9.92	AVG	
3	15570.3240	32.52	23.28	55.80	74.00	-18.20	Peak	

Orthogonal Axis:	X
Test Mode:	UNII-1/ TX AC40 Mode 5230MHz

**Vertical**

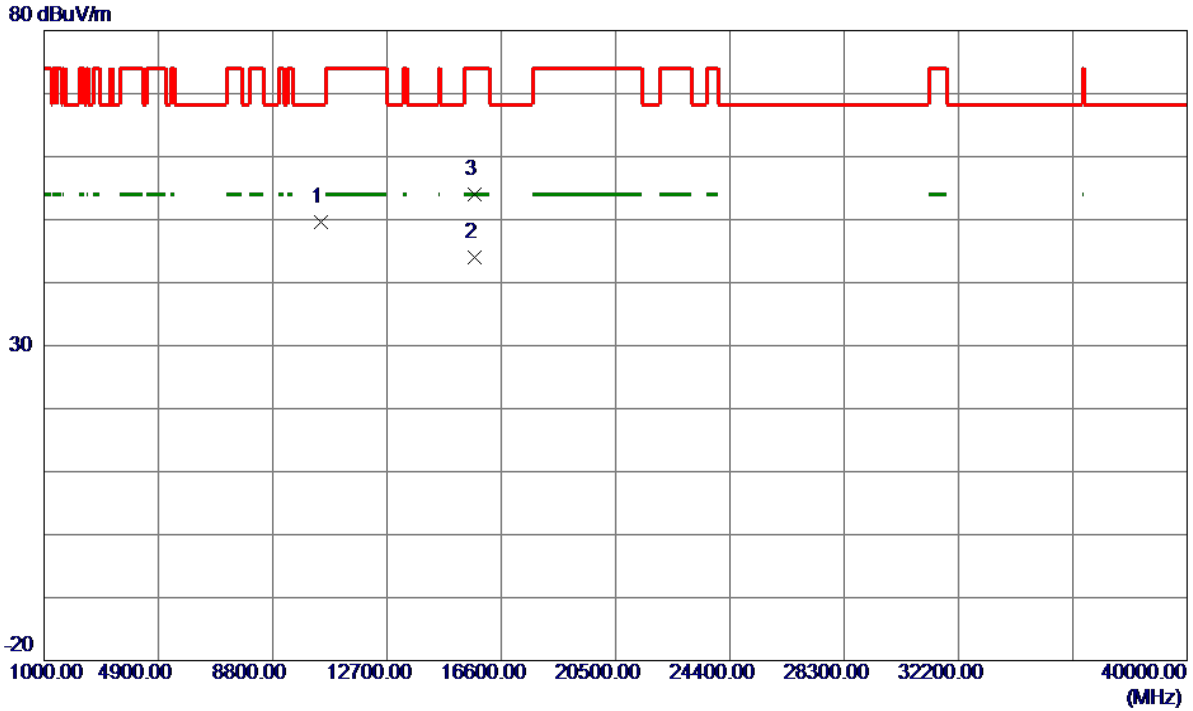
130 dBuV/m



No.	Freq. MHz	Reading Level dBuV/m	Correct Factor dB	Measure ment dBuV/m	Limit dBuV/m	Margin dB	Detector	Comment
1	5150.0000	41.71	18.19	59.90	74.00	-14.10	Peak	
2	5150.0000	32.98	18.19	51.17	54.00	-2.83	AVG	
3	5223.0000	78.73	18.63	97.36	999.00	-901.64	AVG	No Limit
4 *	5226.8000	88.05	18.66	106.71	68.30	38.41	Peak	No Limit

Orthogonal Axis:	X
Test Mode:	UNII-1/ TX AC40 Mode 5230MHz

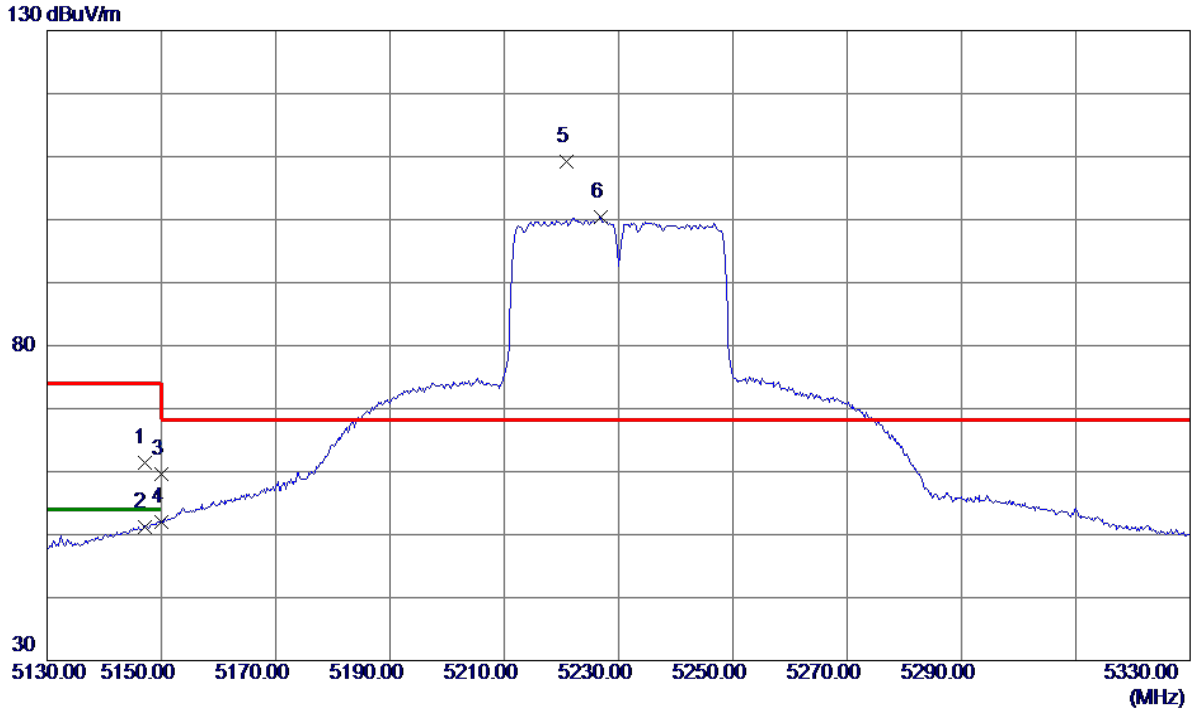
**Vertical**



No.	Freq. MHz	Reading Level dBuV/m	Correct Factor dB	Measure ment dBuV/m	Limit dBuV/m	Margin dB	Detector	Comment
1	10462.0199	32.92	16.60	49.52	68.30	-18.78	Peak	
2 *	15688.1200	20.56	23.35	43.91	54.00	-10.09	AVG	
3	15691.9900	30.68	23.35	54.03	74.00	-19.97	Peak	

Orthogonal Axis:	X
Test Mode:	UNII-1/ TX AC40 Mode 5230MHz

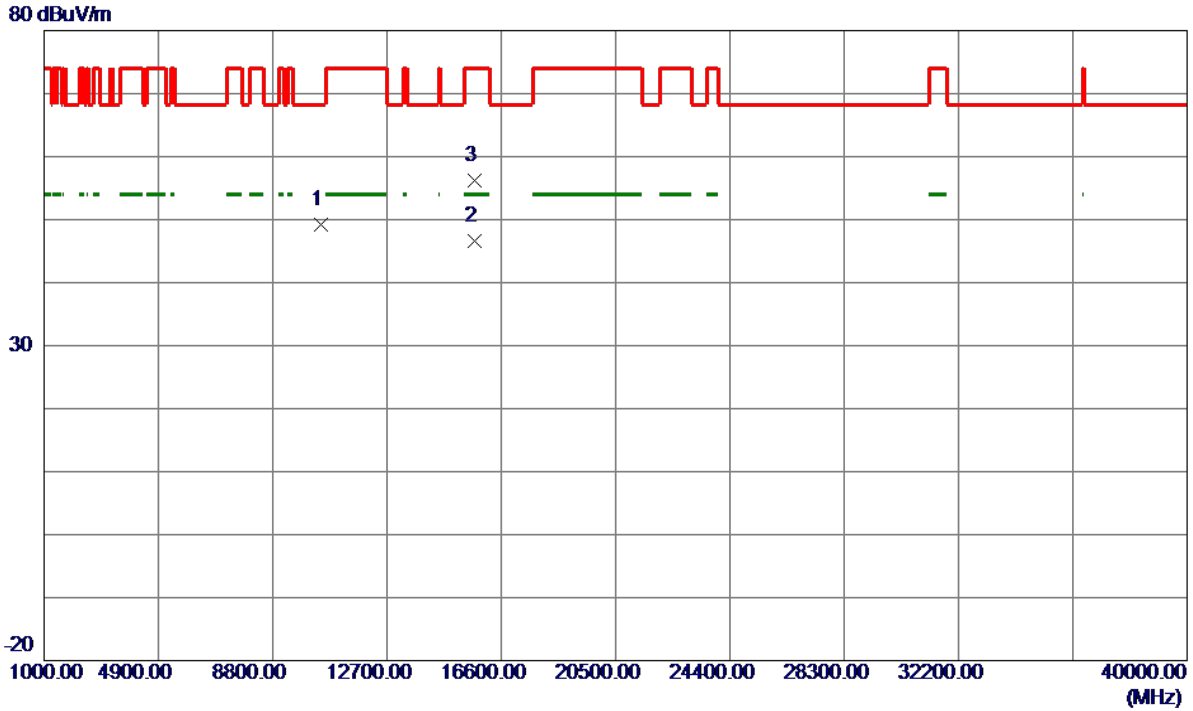
**Horizontal**



No.	Freq. MHz	Reading Level dBuV/m	Correct Factor dB	Measure ment dBuV/m	Limit dBuV/m	Margin dB	Detector	Comment
1	5147.0000	43.29	18.18	61.47	74.00	-12.53	Peak	
2	5147.0000	32.93	18.18	51.11	54.00	-2.89	AVG	
3	5150.0000	41.43	18.19	59.62	74.00	-14.38	Peak	
4	5150.0000	33.76	18.19	51.95	54.00	-2.05	AVG	
5 *	5220.8000	90.54	18.62	109.16	68.30	40.86	Peak	No Limit
6	5226.8000	81.67	18.66	100.33	999.00	-898.67	AVG	No Limit

Orthogonal Axis:	X
Test Mode:	UNII-1/ TX AC40 Mode 5230MHz

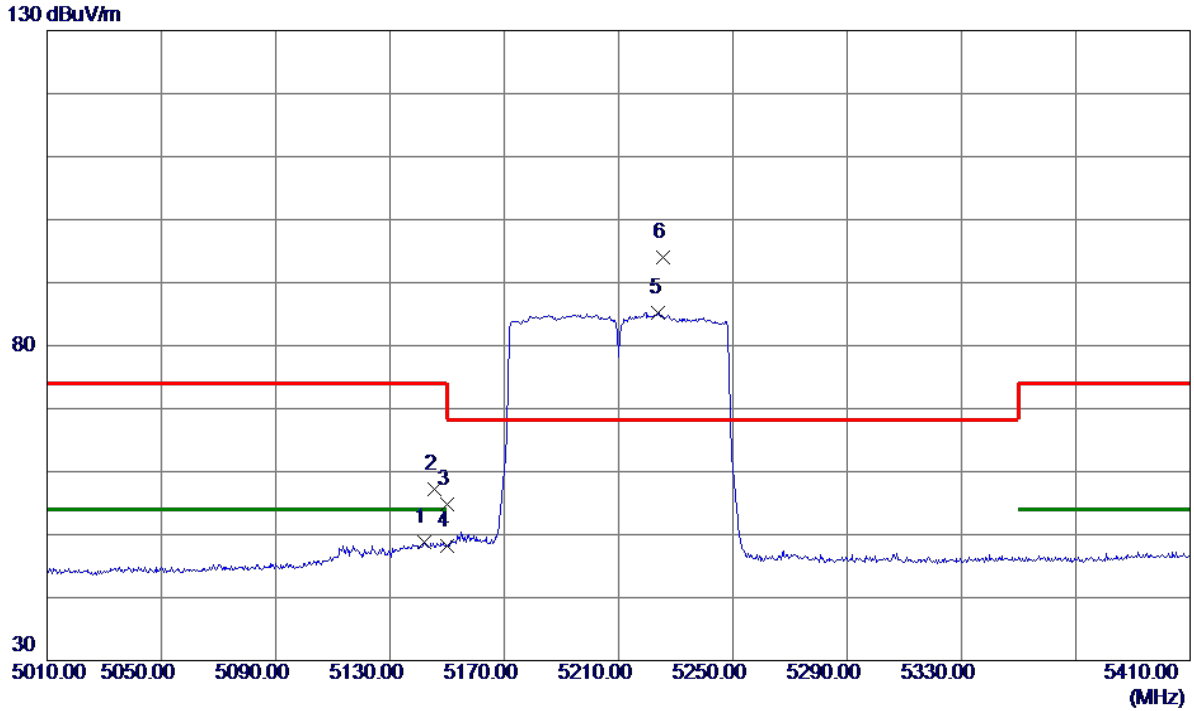
**Horizontal**



No.	Freq. MHz	Reading Level dBuV/m	Correct Factor dB	Measure ment dBuV/m	Limit dBuV/m	Margin dB	Detector	Comment
1	10463.1000	32.60	16.61	49.21	68.30	-19.09	Peak	
2 *	15688.0000	23.23	23.35	46.58	54.00	-7.42	AVG	
3	15696.9000	32.81	23.35	56.16	74.00	-17.84	Peak	

Orthogonal Axis:	X
Test Mode:	UNII-1/ TX AC80 Mode 5210MHz

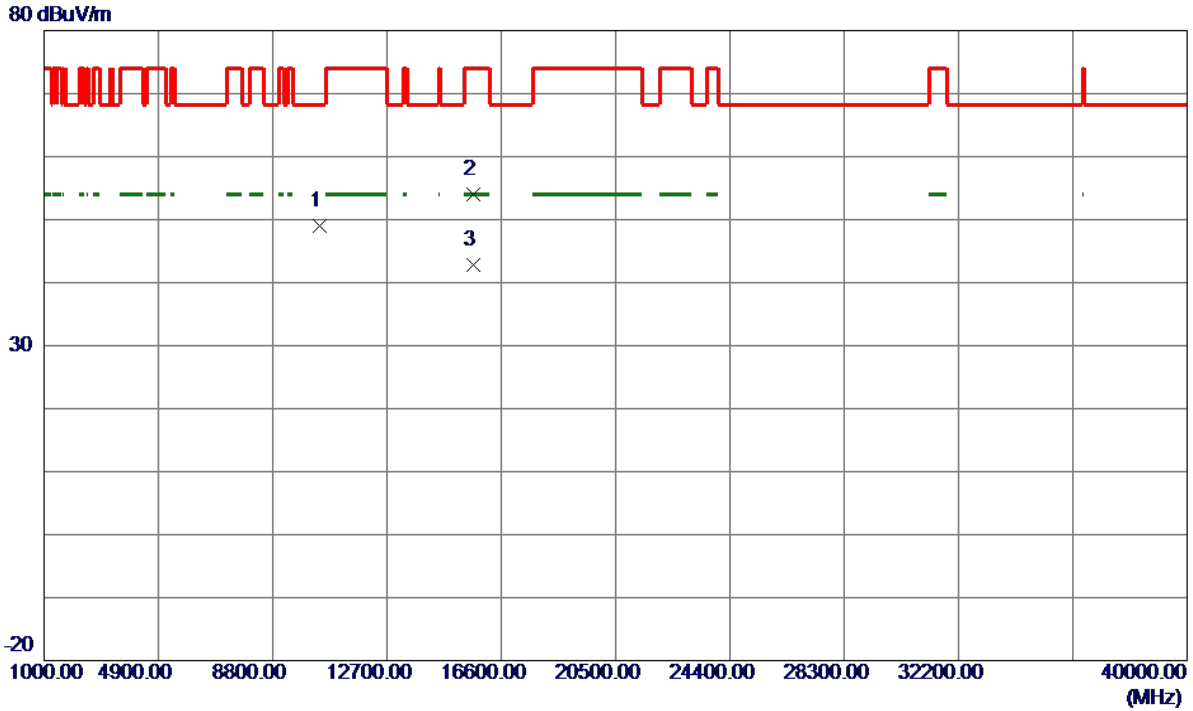
Vertical



No.	Freq. MHz	Reading Level dBuV/m	Correct Factor dB	Measure ment dBuV/m	Limit dBuV/m	Margin dB	Detector	Comment
1	5142.0000	30.57	18.15	48.72	54.00	-5.28	AVG	
2	5145.6000	39.00	18.17	57.17	74.00	-16.83	Peak	
3	5150.0000	36.52	18.19	54.71	74.00	-19.29	Peak	
4	5150.0000	30.01	18.19	48.20	54.00	-5.80	AVG	
5	5224.0000	66.61	18.64	85.25	999.00	-913.75	AVG	No Limit
6 *	5225.6000	75.40	18.65	94.05	68.30	25.75	Peak	No Limit

Orthogonal Axis:	X
Test Mode:	UNII-1/ TX AC80 Mode 5210MHz

**Vertical**

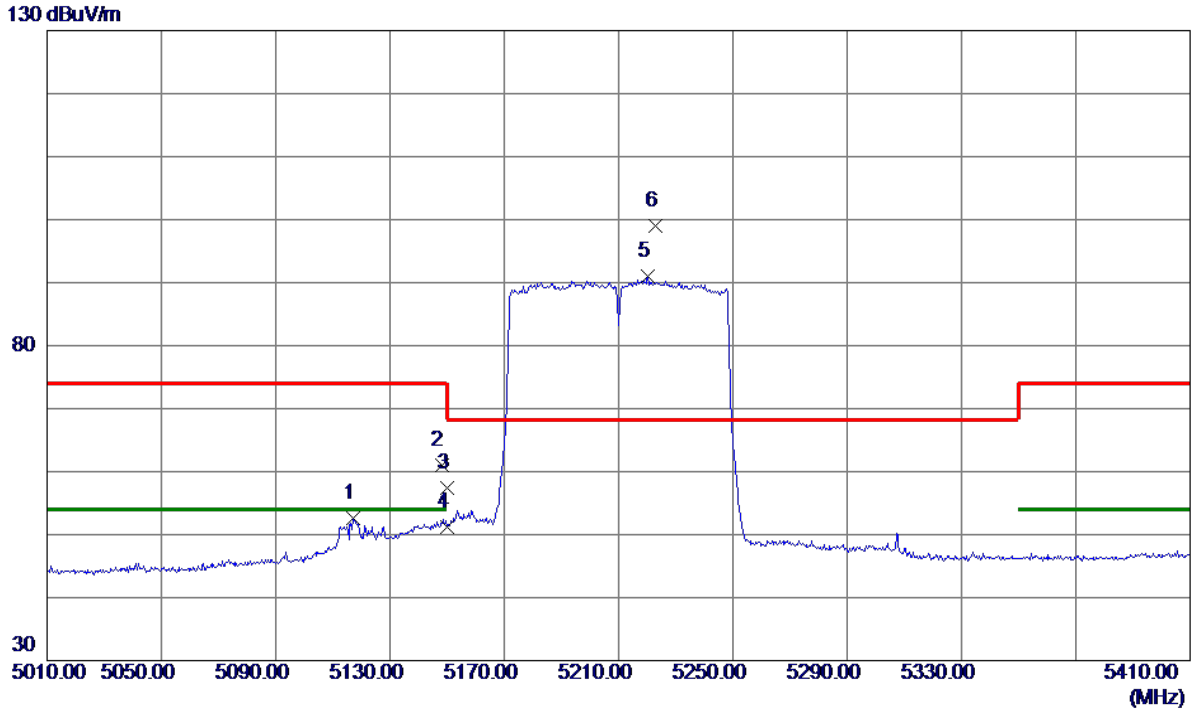


No.	Freq. MHz	Reading Level dBuV/m	Correct Factor dB	Measure ment dBuV/m	Limit dBuV/m	Margin dB	Detector	Comment
1	10420.3000	32.60	16.49	49.09	68.30	-19.21	Peak	
2	15625.4000	30.61	23.31	53.92	74.00	-20.08	Peak	
3 *	15634.6800	19.42	23.32	42.74	54.00	-11.26	AVG	



Orthogonal Axis:	X
Test Mode:	UNII-1/ TX AC80 Mode 5210MHz

Horizontal



No.	Freq. MHz	Reading Level dBuV/m	Correct Factor dB	Measure ment dBuV/m	Limit dBuV/m	Margin dB	Detector	Comment
1	5117.2000	34.61	18.00	52.61	54.00	-1.39	AVG	
2	5148.0000	42.76	18.18	60.94	74.00	-13.06	Peak	
3	5150.0000	39.12	18.19	57.31	74.00	-16.69	Peak	
4	5150.0000	33.10	18.19	51.29	54.00	-2.71	AVG	
5	5220.4000	72.34	18.62	90.96	999.00	-908.04	AVG	No Limit
6 *	5222.8000	80.41	18.63	99.04	68.30	30.74	Peak	No Limit

Orthogonal Axis:	X
Test Mode:	UNII-1/ TX AC80 Mode 5210MHz

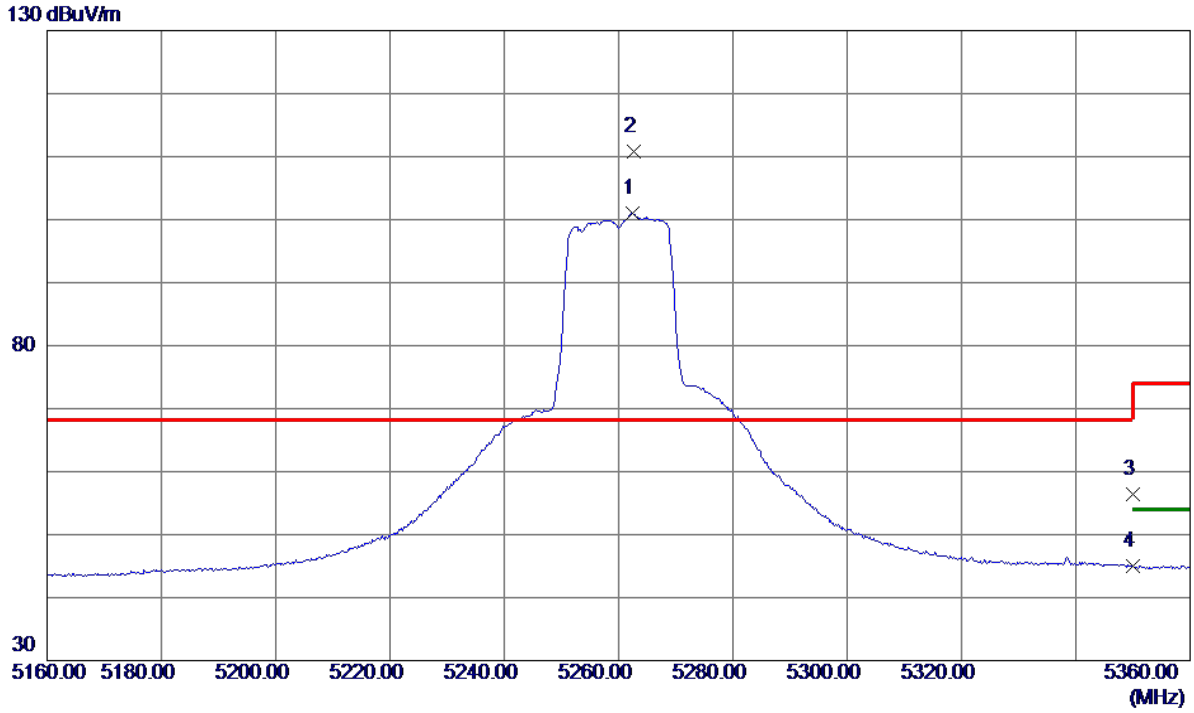
**Horizontal**



No.	Freq. MHz	Reading Level dBuV/m	Correct Factor dB	Measure ment dBuV/m	Limit dBuV/m	Margin dB	Detector	Comment
1	10420.1020	34.10	16.49	50.59	68.30	-17.71	Peak	
2	15629.0540	32.75	23.32	56.07	74.00	-17.93	Peak	
3 *	15629.3420	20.96	23.32	44.28	54.00	-9.72	AVG	

Orthogonal Axis :	X
Test Mode :	UNII-2A/ TX AC20 Mode 5260MHz

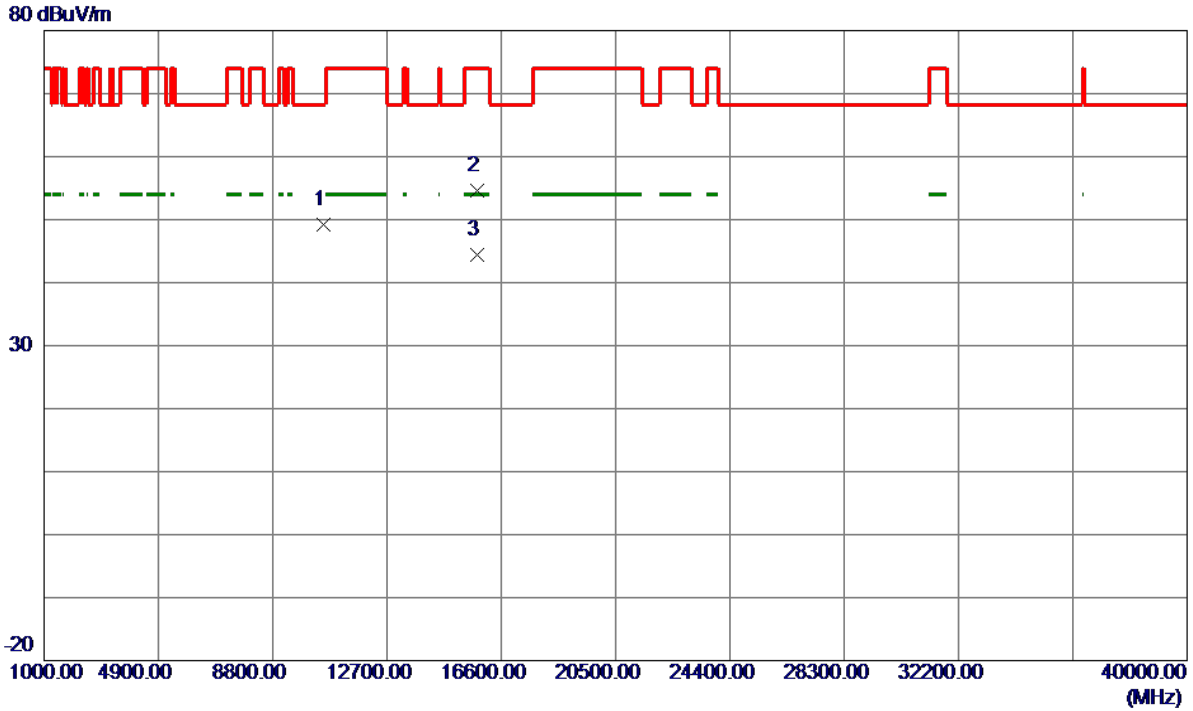
**Vertical**



No.	Freq. MHz	Reading Level dBuV/m	Correct Factor dB	Measure ment dBuV/m	Limit dBuV/m	Margin dB	Detector	Comment
1	5262.4000	82.17	18.87	101.04	999.00	-897.96	AVG	No Limit
2 *	5262.6000	91.98	18.87	110.85	68.30	42.55	Peak	No Limit
3	5350.0000	37.09	19.40	56.49	74.00	-17.51	Peak	
4	5350.0000	25.53	19.40	44.93	999.00	-954.07	AVG	

Orthogonal Axis :	X
Test Mode :	UNII-2A/ TX AC20 Mode 5260MHz

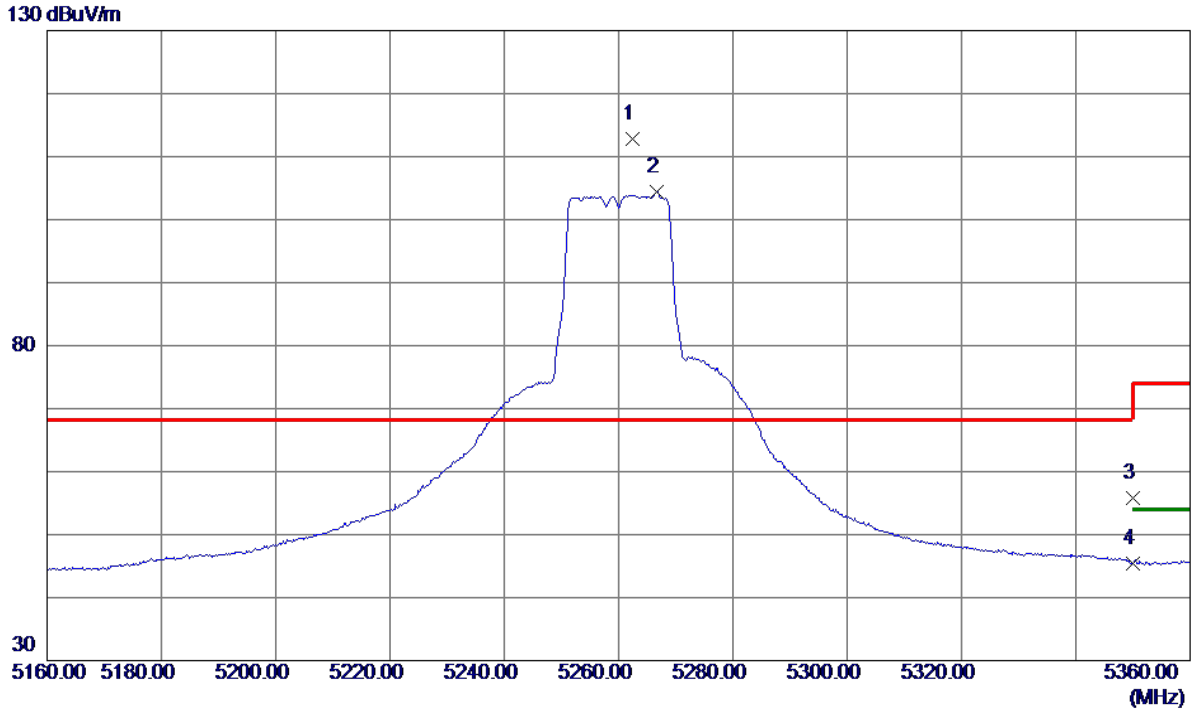
**Vertical**



No.	Freq. MHz	Reading Level dBuV/m	Correct Factor dB	Measure ment dBuV/m	Limit dBuV/m	Margin dB	Detector	Comment
1	10515.0700	32.56	16.68	49.24	68.30	-19.06	Peak	
2	15783.1300	31.25	23.40	54.65	74.00	-19.35	Peak	
3 *	15783.3600	20.98	23.40	44.38	54.00	-9.62	AVG	

Orthogonal Axis :	X
Test Mode :	UNII-2A/ TX AC20 Mode 5260MHz

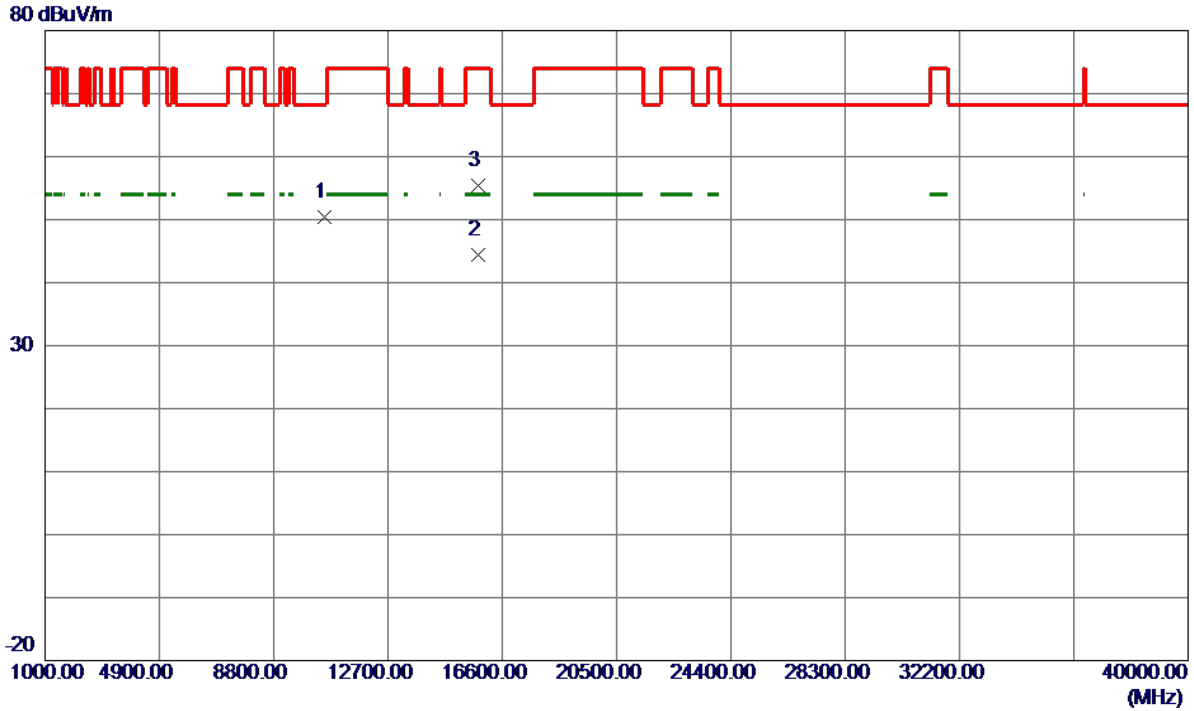
**Horizontal**



No.	Freq. MHz	Reading Level dBuV/m	Correct Factor dB	Measure ment dBuV/m	Limit dBuV/m	Margin dB	Detector	Comment
1 *	5262.4000	93.96	18.87	112.83	68.30	44.53	Peak	No Limit
2	5266.6000	85.45	18.90	104.35	999.00	-894.65	AVG	No Limit
3	5350.0000	36.36	19.40	55.76	74.00	-18.24	Peak	
4	5350.0000	26.06	19.40	45.46	999.00	-953.54	AVG	

Orthogonal Axis :	X
Test Mode :	UNII-2A/ TX AC20 Mode 5260MHz

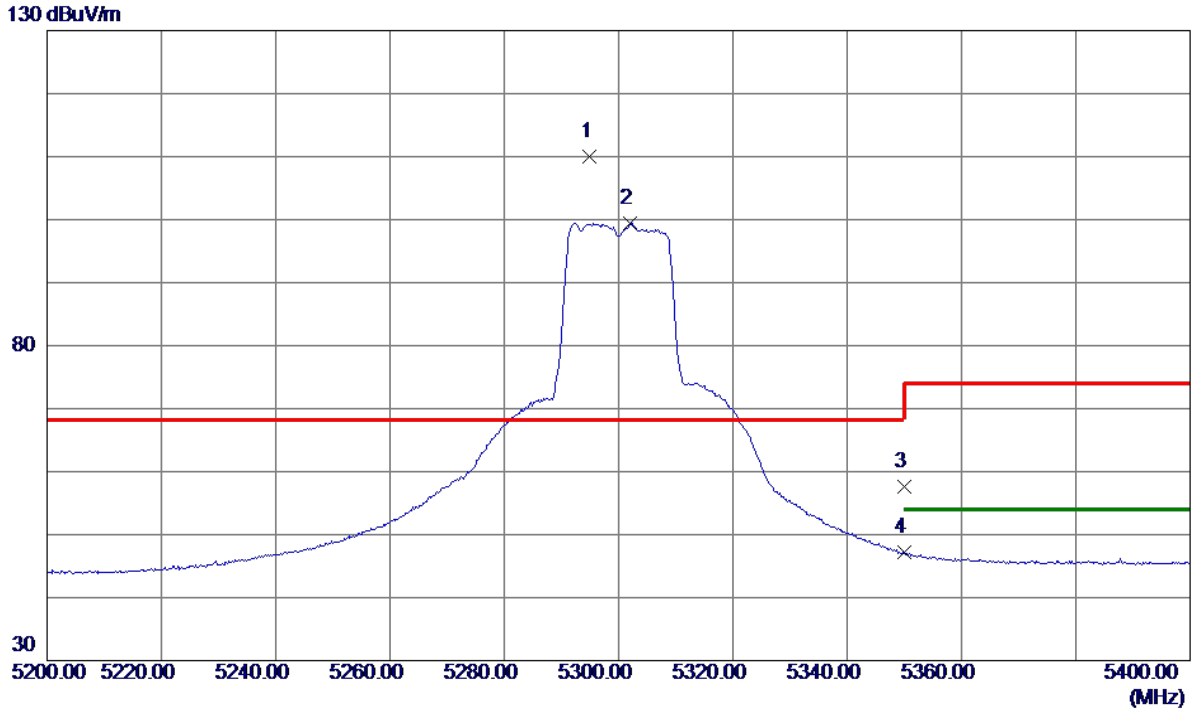
**Horizontal**



No.	Freq. MHz	Reading Level dBuV/m	Correct Factor dB	Measure ment dBuV/m	Limit dBuV/m	Margin dB	Detector	Comment
1	10515.2400	33.77	16.68	50.45	68.30	-17.85	Peak	
2 *	15776.3400	20.94	23.40	44.34	54.00	-9.66	AVG	
3	15783.8400	32.06	23.40	55.46	74.00	-18.54	Peak	

Orthogonal Axis :	X
Test Mode :	UNII-2A/ TX AC20 Mode 5300MHz

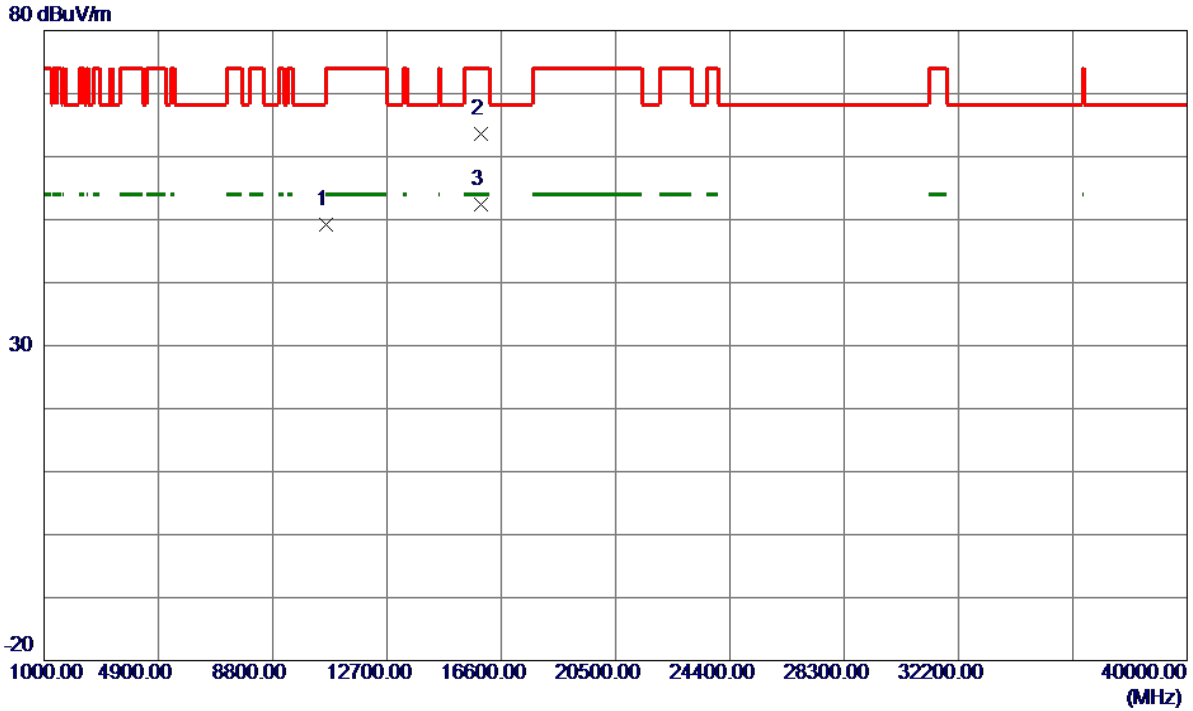
**Vertical**



No.	Freq. MHz	Reading Level dBuV/m	Correct Factor dB	Measure ment dBuV/m	Limit dBuV/m	Margin dB	Detector	Comment
1 *	5295.0000	91.01	19.07	110.08	68.30	41.78	Peak	No Limit
2	5302.0000	80.35	19.11	99.46	999.00	-899.54	AVG	No Limit
3	5350.0000	38.28	19.40	57.68	74.00	-16.32	Peak	
4	5350.0000	27.78	19.40	47.18	999.00	-951.82	AVG	

Orthogonal Axis :	X
Test Mode :	UNII-2A/ TX AC20 Mode 5300MHz

**Vertical**

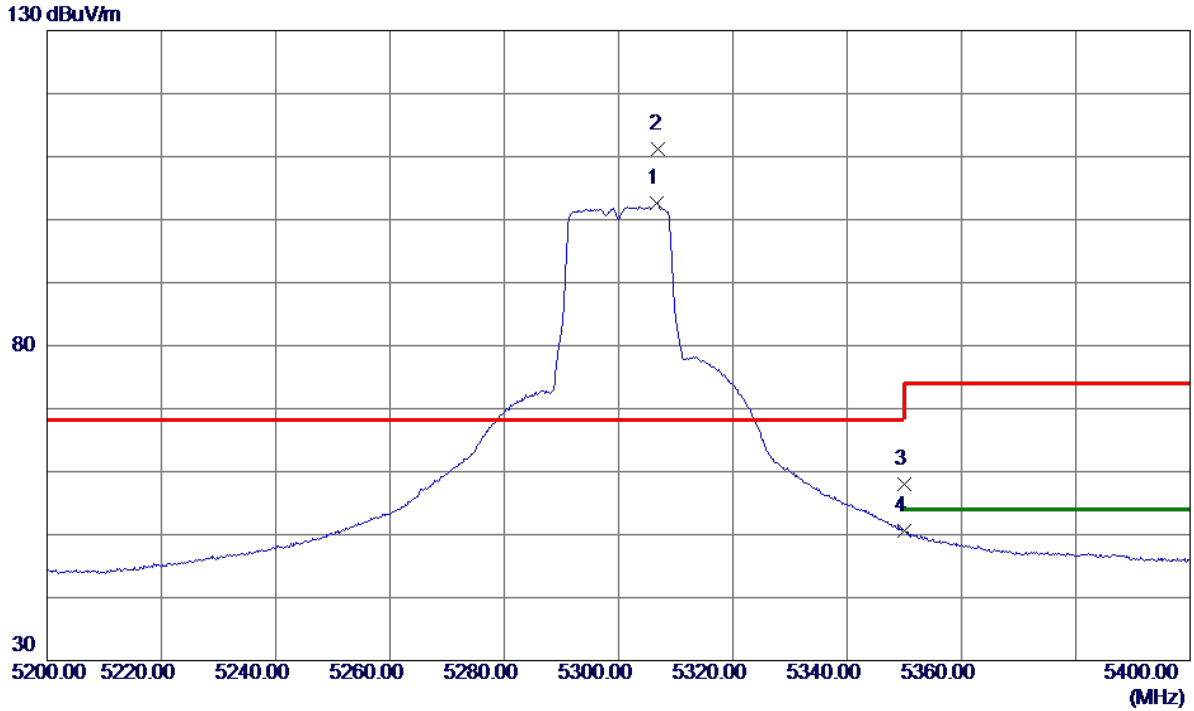


No.	Freq. MHz	Reading Level dBuV/m	Correct Factor dB	Measure ment dBuV/m	Limit dBuV/m	Margin dB	Detector	Comment
1	10603.1500	32.57	16.57	49.14	74.00	-24.86	Peak	
2	15896.2500	40.10	23.46	63.56	74.00	-10.44	Peak	
3 *	15900.6500	28.99	23.47	52.46	54.00	-1.54	AVG	



Orthogonal Axis :	X
Test Mode :	UNII-2A/ TX AC20 Mode 5300MHz

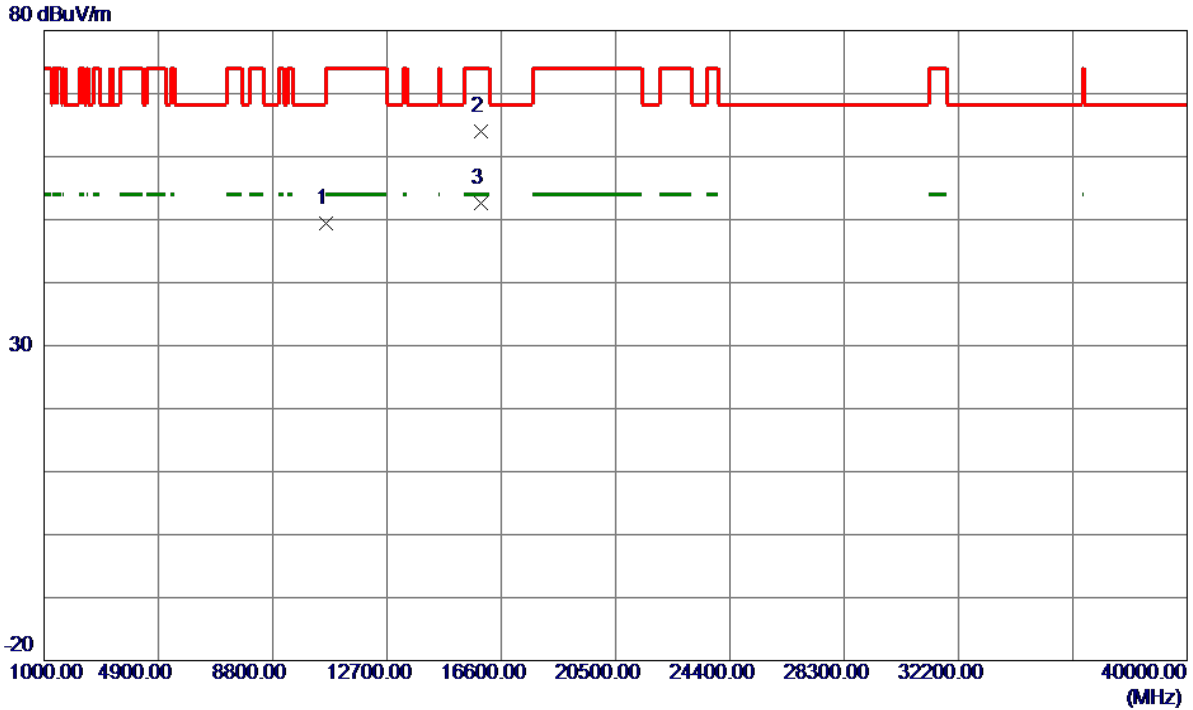
Horizontal



No.	Freq. MHz	Reading Level dBuV/m	Correct Factor dB	Measure ment dBuV/m	Limit dBuV/m	Margin dB	Detector	Comment
1	5306.6000	83.49	19.14	102.63	999.00	-896.37	AVG	No Limit
2 *	5307.0000	92.10	19.14	111.24	68.30	42.94	Peak	No Limit
3	5350.0000	38.66	19.40	58.06	74.00	-15.94	Peak	
4	5350.0000	31.18	19.40	50.58	999.00	-948.42	AVG	

Orthogonal Axis :	X
Test Mode :	UNII-2A/ TX AC20 Mode 5300MHz

**Horizontal**

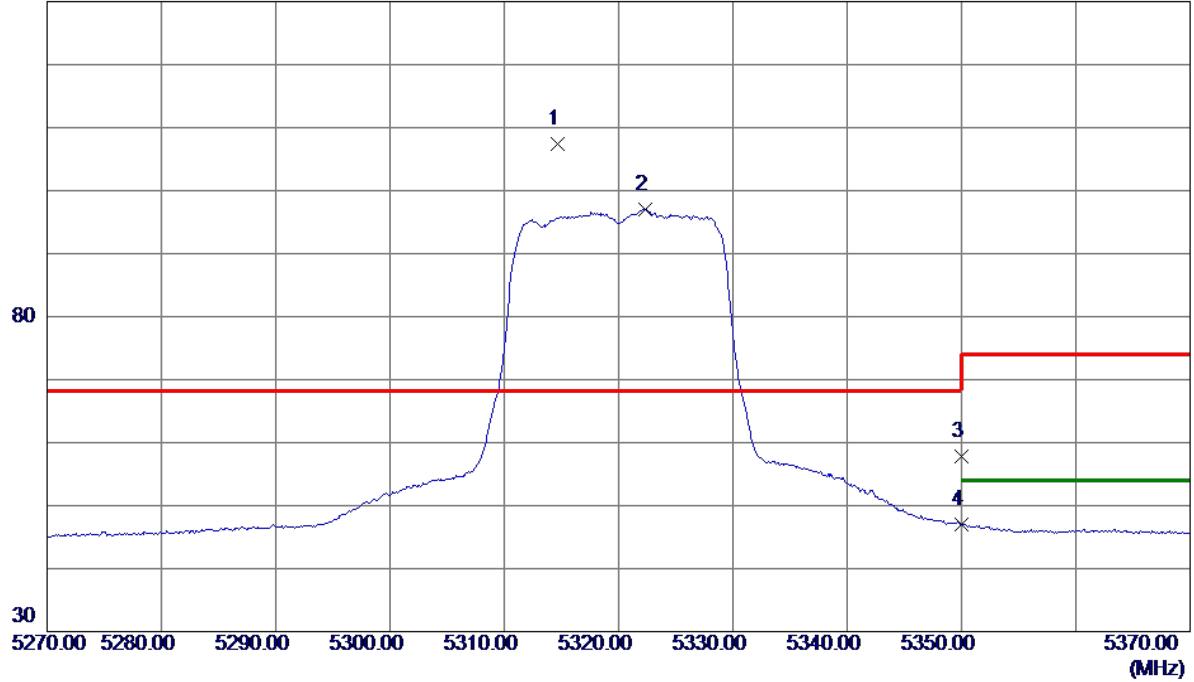


No.	Freq. MHz	Reading Level dBuV/m	Correct Factor dB	Measure ment dBuV/m	Limit dBuV/m	Margin dB	Detector	Comment
1	10602.1500	32.79	16.57	49.36	74.00	-24.64	Peak	
2	15893.9000	40.54	23.46	64.00	74.00	-10.00	Peak	
3 *	15903.1000	29.20	23.47	52.67	54.00	-1.33	AVG	

Orthogonal Axis :	X
Test Mode :	UNII-2A/ TX AC20 Mode 5320MHz

**Vertical**

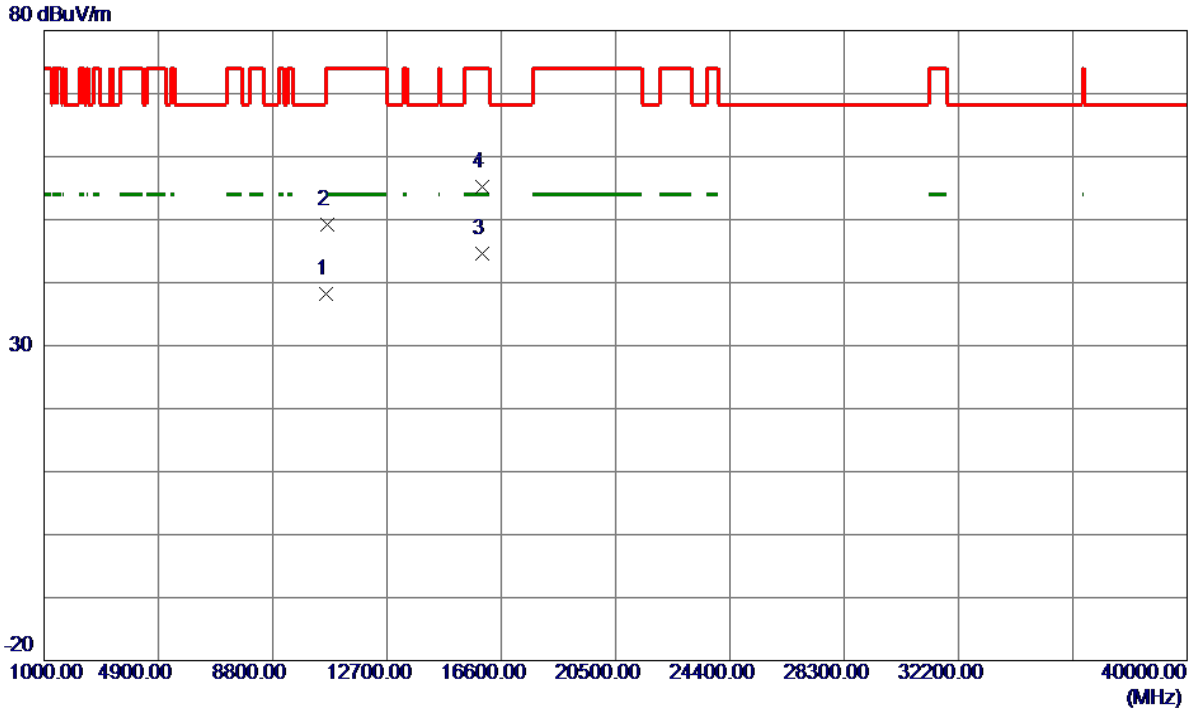
130 dBuV/m



No.	Freq. MHz	Reading Level dBuV/m	Correct Factor dB	Measure ment dBuV/m	Limit dBuV/m	Margin dB	Detector	Comment
1 *	5314.7000	88.22	19.19	107.41	68.30	39.11	Peak	No Limit
2	5322.3000	77.87	19.23	97.10	999.00	-901.90	AVG	No Limit
3	5350.0000	38.33	19.40	57.73	74.00	-16.27	Peak	
4	5350.0000	27.68	19.40	47.08	999.00	-951.92	AVG	

Orthogonal Axis :	X
Test Mode :	UNII-2A/ TX AC20 Mode 5320MHz

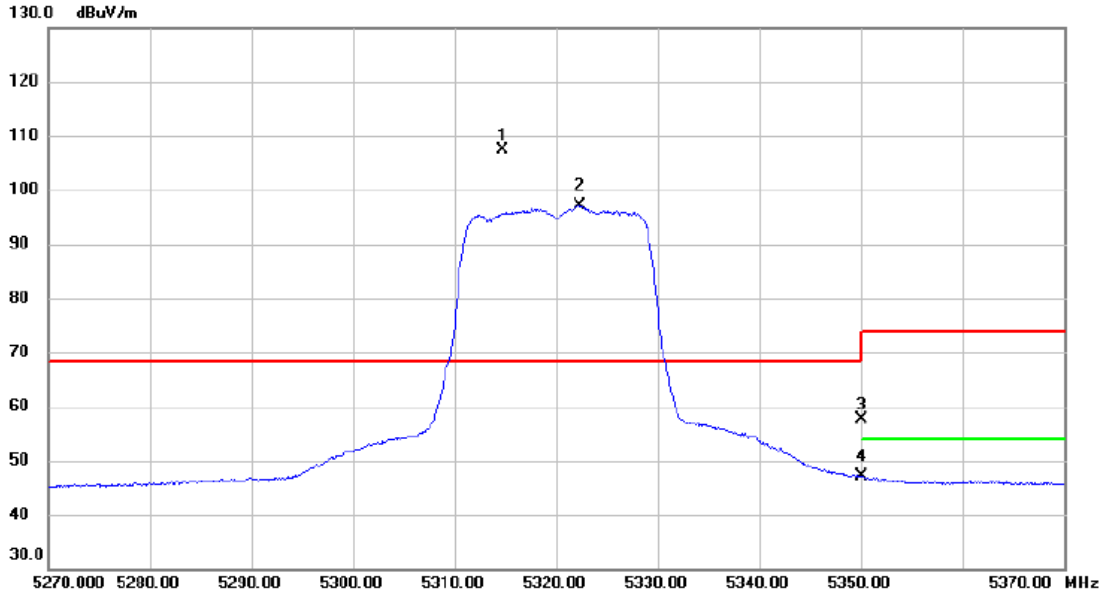
**Vertical**



No.	Freq. MHz	Reading Level dBuV/m	Correct Factor dB	Measure ment dBuV/m	Limit dBuV/m	Margin dB	Detector	Comment
1	10637.2400	21.68	16.52	38.20	54.00	-15.80	AVG	
2	10642.2100	32.65	16.51	49.16	74.00	-24.84	Peak	
3 *	15955.4100	21.01	23.50	44.51	54.00	-9.49	AVG	
4	15956.1000	31.76	23.50	55.26	74.00	-18.74	Peak	

Orthogonal Axis :	X
Test Mode :	UNII-2A/ TX AC20 Mode 5320MHz

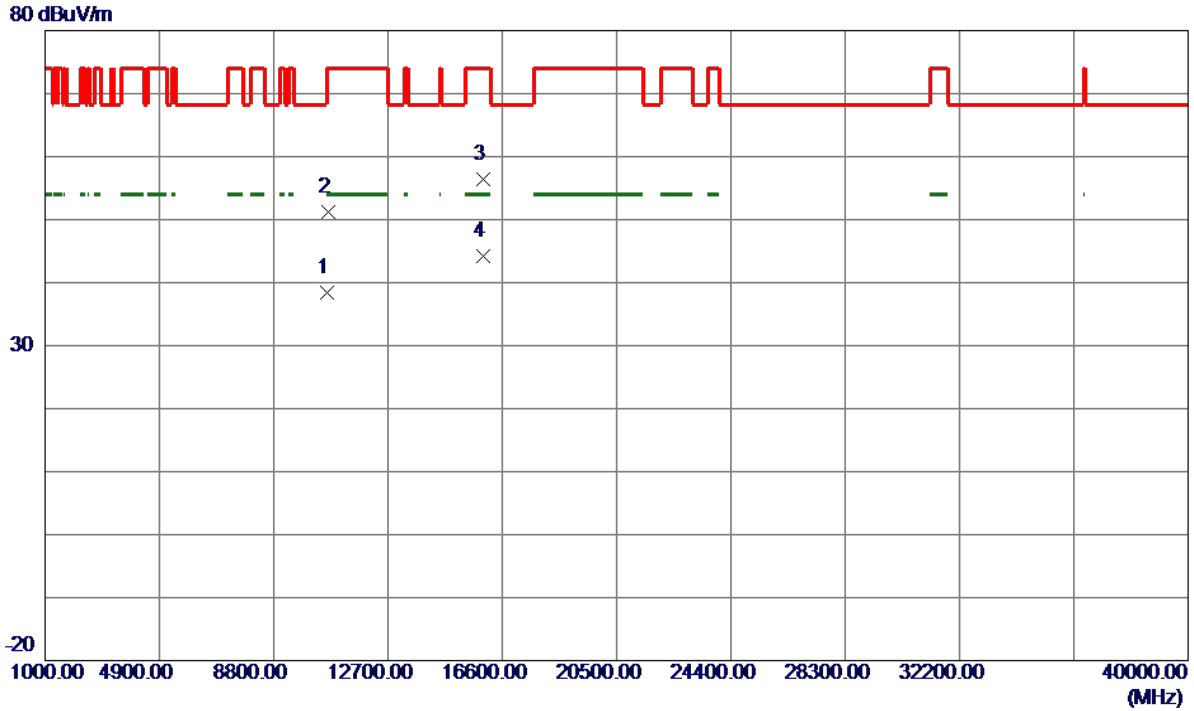
**Horizontal**



No.	Mk.	Freq. MHz	Reading Level dBuV	Correct Factor dB	Measure- ment dBuV/m	Limit dBuV/m	Margin dB	Detector	Comment
1	*	5314.700	88.23	19.18	107.41	68.30	39.11	peak	No Limit
2	X	5322.300	77.86	19.24	97.10	68.30	28.80	AVG	No Limit
3		5350.000	38.33	19.40	57.73	74.00	-16.27	peak	
4		5350.000	27.68	19.40	47.08	54.00	-6.92	AVG	

Orthogonal Axis :	X
Test Mode :	UNII-2A/ TX AC20 Mode 5320MHz

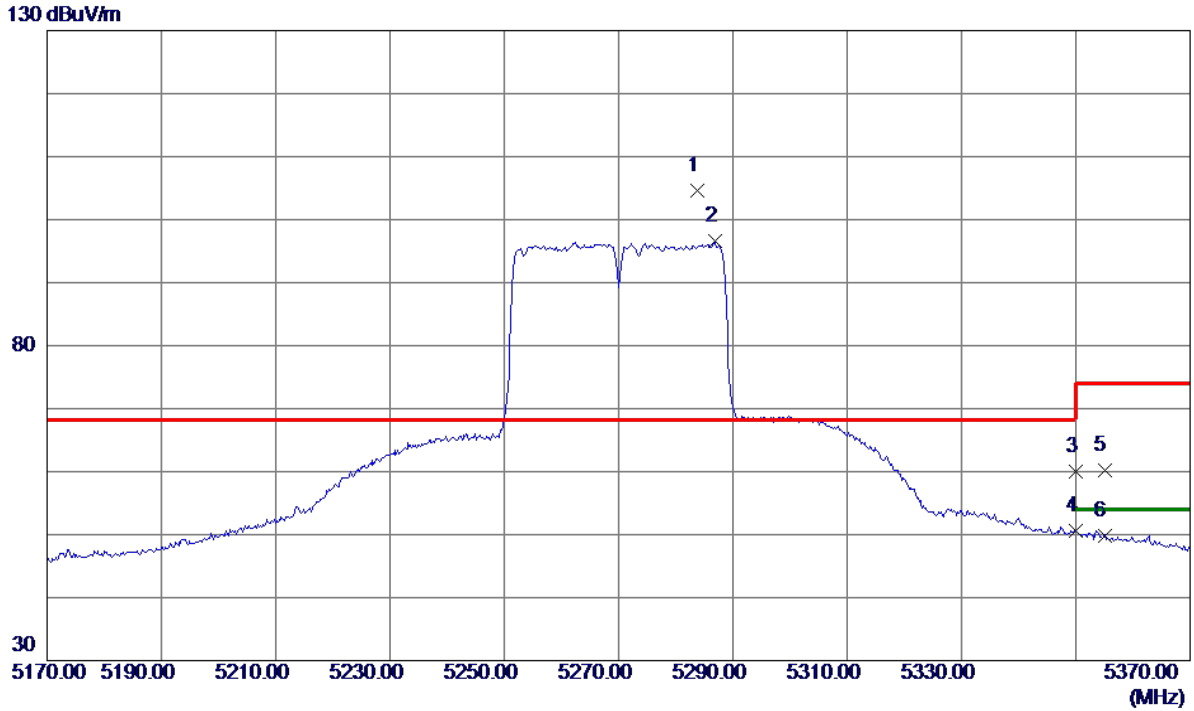
**Horizontal**



No.	Freq. MHz	Reading Level dBuV/m	Correct Factor dB	Measure ment dBuV/m	Limit dBuV/m	Margin dB	Detector	Comment
1	10636.1000	21.79	16.52	38.31	54.00	-15.69	AVG	
2	10644.9700	34.61	16.51	51.12	74.00	-22.88	Peak	
3	15957.0300	32.93	23.50	56.43	74.00	-17.57	Peak	
4 *	15962.1600	20.74	23.50	44.24	54.00	-9.76	AVG	

Orthogonal Axis :	X
Test Mode :	UNII-2A/ TX AC40 Mode 5270MHz

**Vertical**



No.	Freq. MHz	Reading Level dBuV/m	Correct Factor dB	Measure ment dBuV/m	Limit dBuV/m	Margin dB	Detector	Comment
1 *	5283.8000	85.61	19.00	104.61	68.30	36.31	Peak	No Limit
2	5286.8000	77.64	19.02	96.66	999.00	-902.34	AVG	No Limit
3	5350.0000	40.69	19.40	60.09	74.00	-13.91	Peak	
4	5350.0000	31.14	19.40	50.54	999.00	-948.46	AVG	
5	5355.0000	40.74	19.43	60.17	74.00	-13.83	Peak	
6	5355.0000	30.29	19.43	49.72	74.00	-24.28	Peak	

Orthogonal Axis :	X
Test Mode :	UNII-2A/ TX AC40 Mode 5270MHz

**Vertical**

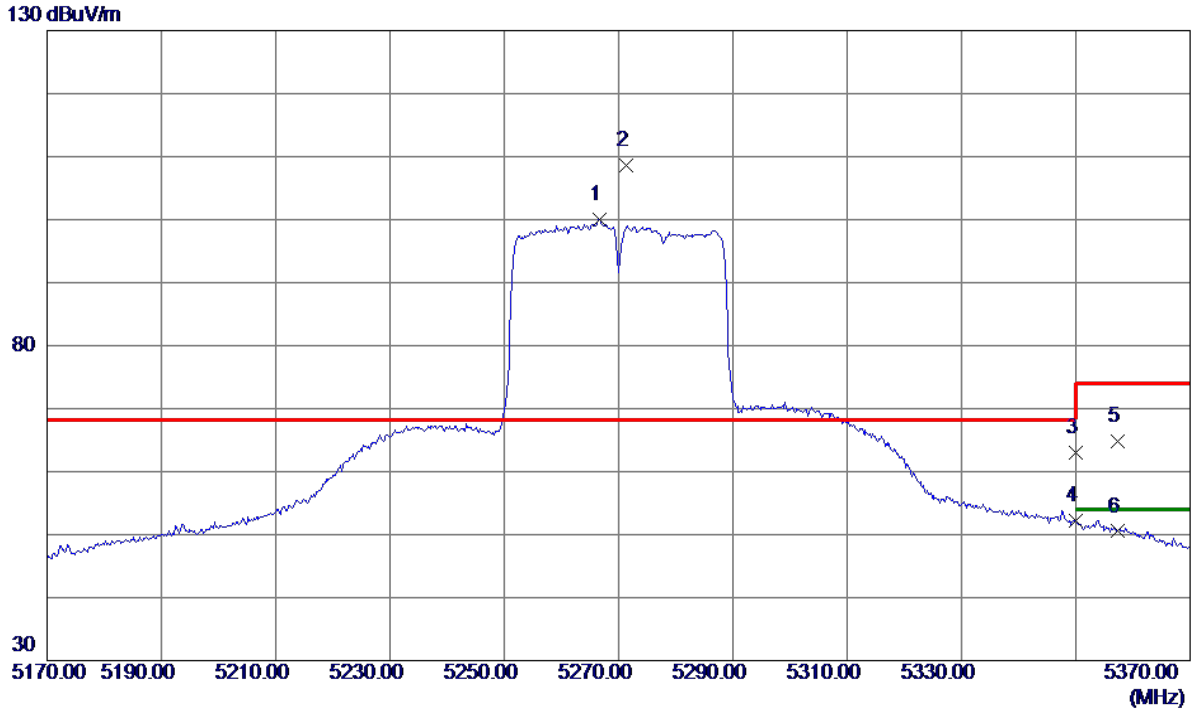


No.	Freq. MHz	Reading Level dBuV/m	Correct Factor dB	Measure ment dBuV/m	Limit dBuV/m	Margin dB	Detector	Comment
1	10539.9300	32.32	16.65	48.97	68.30	-19.33	Peak	
2 *	15806.1800	20.75	23.41	44.16	54.00	-9.84	AVG	
3	15812.1500	31.37	23.42	54.79	74.00	-19.21	Peak	



Orthogonal Axis :	X
Test Mode :	UNII-2A/ TX AC40 Mode 5270MHz

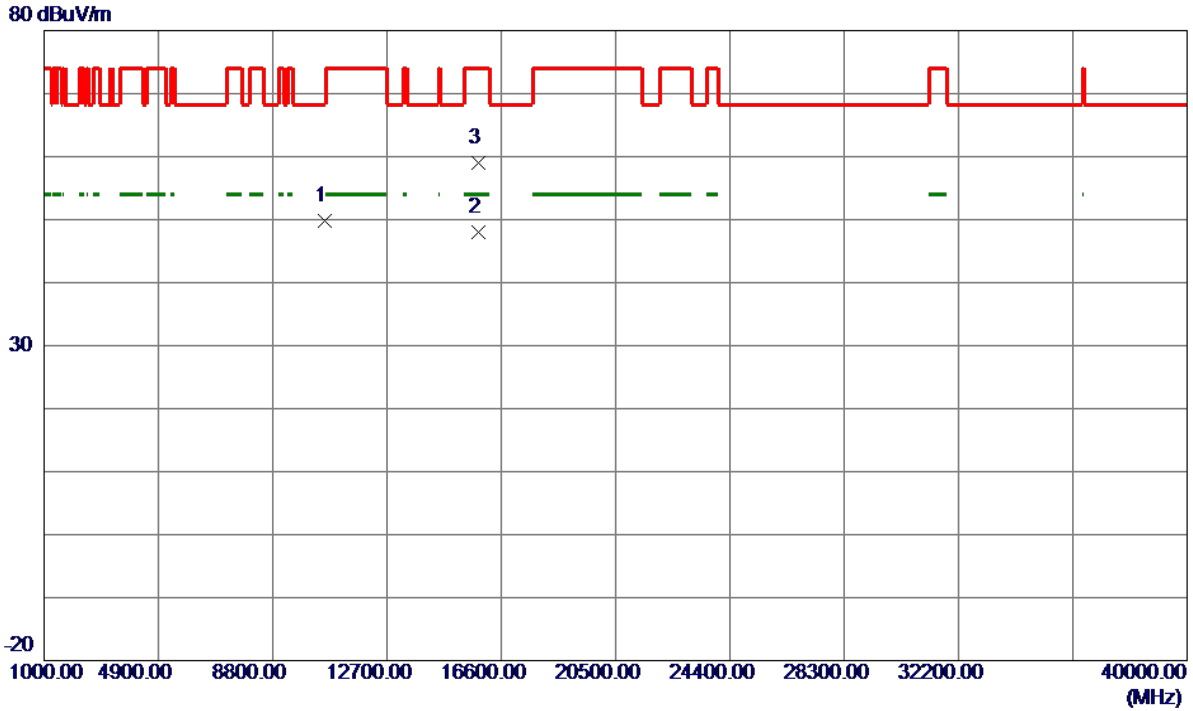
**Horizontal**



No.	Freq. MHz	Reading Level dBuV/m	Correct Factor dB	Measure ment dBuV/m	Limit dBuV/m	Margin dB	Detector	Comment
1	5266.6000	81.15	18.90	100.05	999.00	-898.95	AVG	No Limit
2 *	5271.4000	89.65	18.93	108.58	68.30	40.28	Peak	No Limit
3	5350.0000	43.65	19.40	63.05	74.00	-10.95	Peak	
4	5350.0000	32.76	19.40	52.16	999.00	-946.84	AVG	
5	5357.4000	45.36	19.45	64.81	74.00	-9.19	Peak	
6	5357.4000	31.05	19.45	50.50	54.00	-3.50	AVG	

Orthogonal Axis :	X
Test Mode :	UNII-2A/ TX AC40 Mode 5270MHz

**Horizontal**

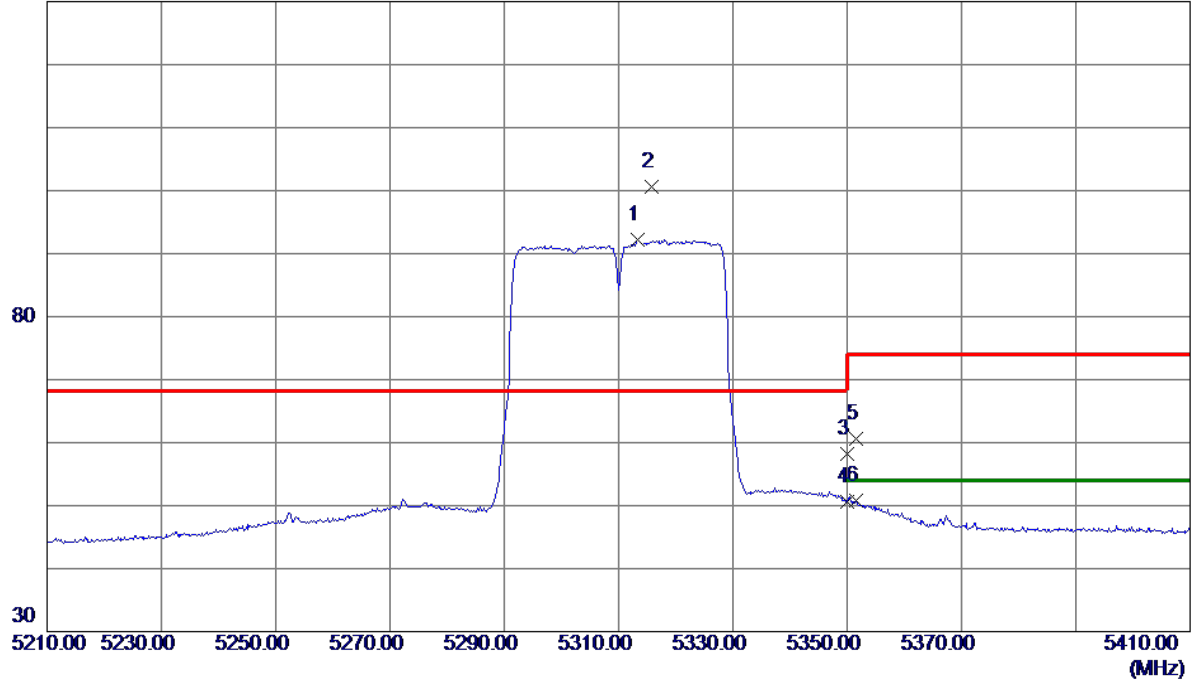


No.	Freq. MHz	Reading Level dBuV/m	Correct Factor dB	Measure ment dBuV/m	Limit dBuV/m	Margin dB	Detector	Comment
1	10581.4000	33.18	16.60	49.78	68.30	-18.52	Peak	
2 *	15809.3000	24.63	23.42	48.05	54.00	-5.95	AVG	
3	15820.4000	35.49	23.42	58.91	74.00	-15.09	Peak	

Orthogonal Axis :	X
Test Mode :	UNII-2A/ TX AC40 Mode 5310MHz

**Vertical**

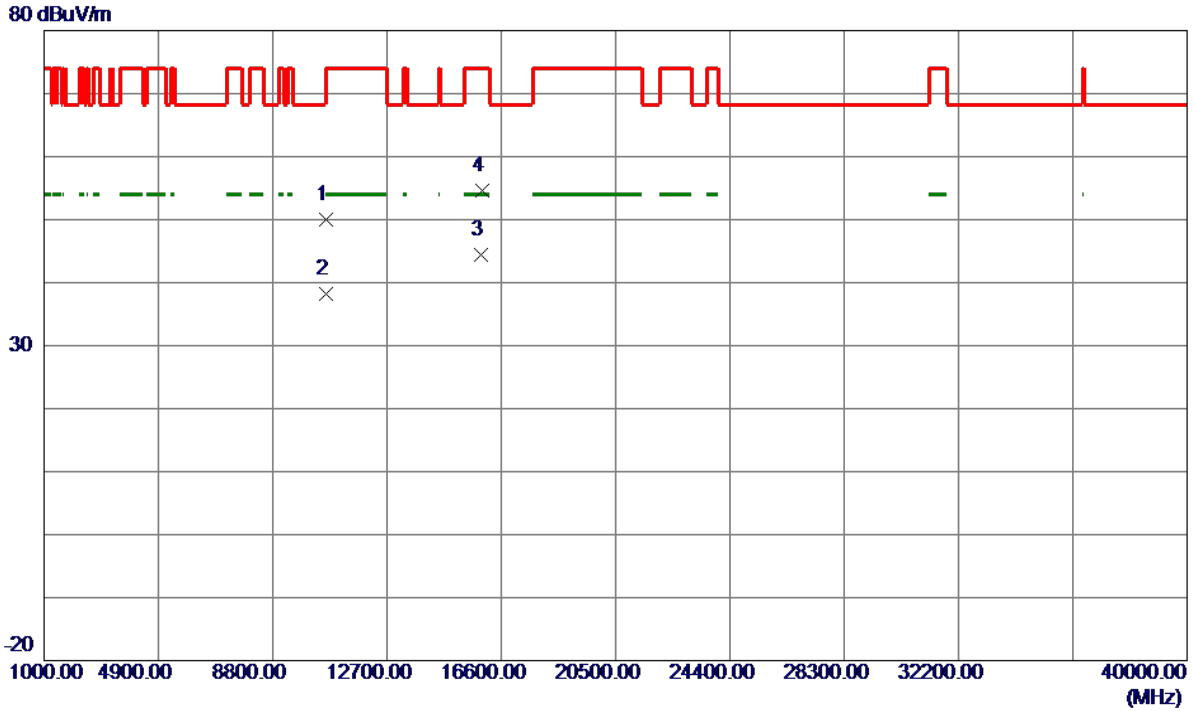
130 dBuV/m



No.	Freq. MHz	Reading Level dBuV/m	Correct Factor dB	Measure ment dBuV/m	Limit dBuV/m	Margin dB	Detector	Comment
1	5313.4000	73.05	19.18	92.23	999.00	-906.77	AVG	No Limit
2 *	5315.8000	81.37	19.19	100.56	68.30	32.26	Peak	No Limit
3	5350.0000	38.75	19.40	58.15	74.00	-15.85	Peak	
4	5350.0000	31.24	19.40	50.64	999.00	-948.36	AVG	
5	5351.6000	41.10	19.41	60.51	74.00	-13.49	Peak	
6	5351.6000	31.34	19.41	50.75	74.00	-23.25	Peak	

Orthogonal Axis :	X
Test Mode :	UNII-2A/ TX AC40 Mode 5310MHz

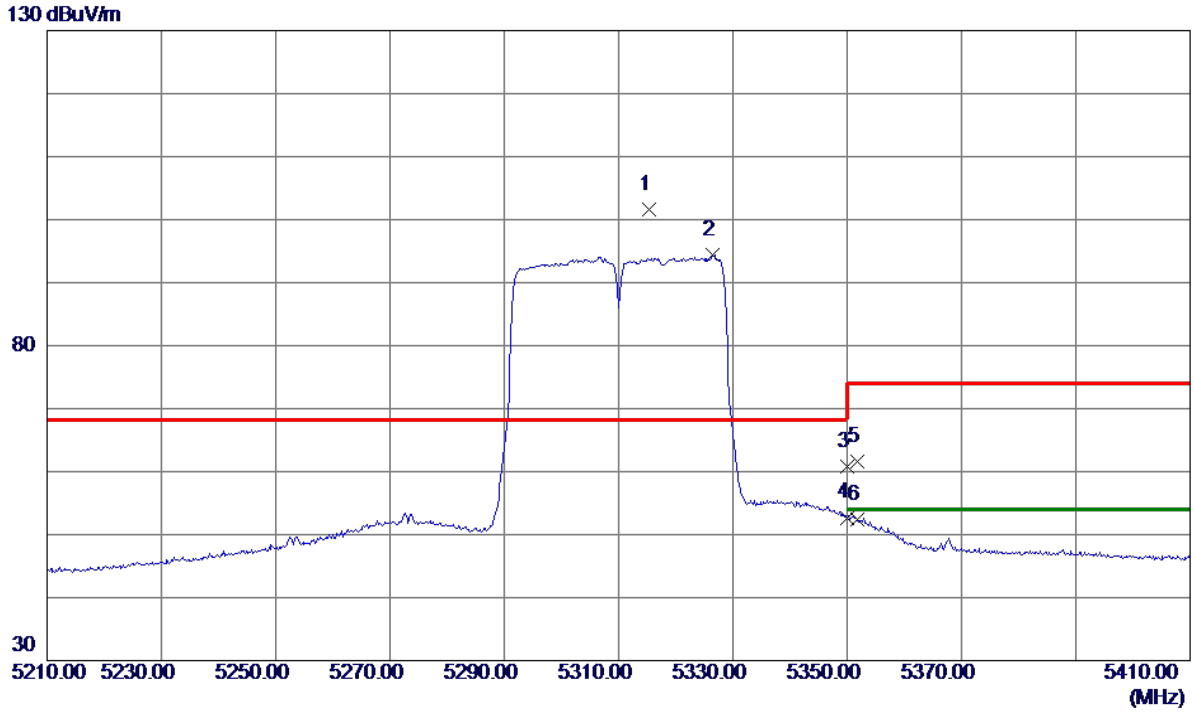
**Vertical**



No.	Freq. MHz	Reading Level dBuV/m	Correct Factor dB	Measure ment dBuV/m	Limit dBuV/m	Margin dB	Detector	Comment
1	10623.3099	33.43	16.54	49.97	74.00	-24.03	Peak	
2	10624.6300	21.59	16.54	38.13	54.00	-15.87	AVG	
3 *	15925.8600	20.92	23.48	44.40	54.00	-9.60	AVG	
4	15934.9600	31.03	23.48	54.51	74.00	-19.49	Peak	

Orthogonal Axis :	X
Test Mode :	UNII-2A/ TX AC40 Mode 5310MHz

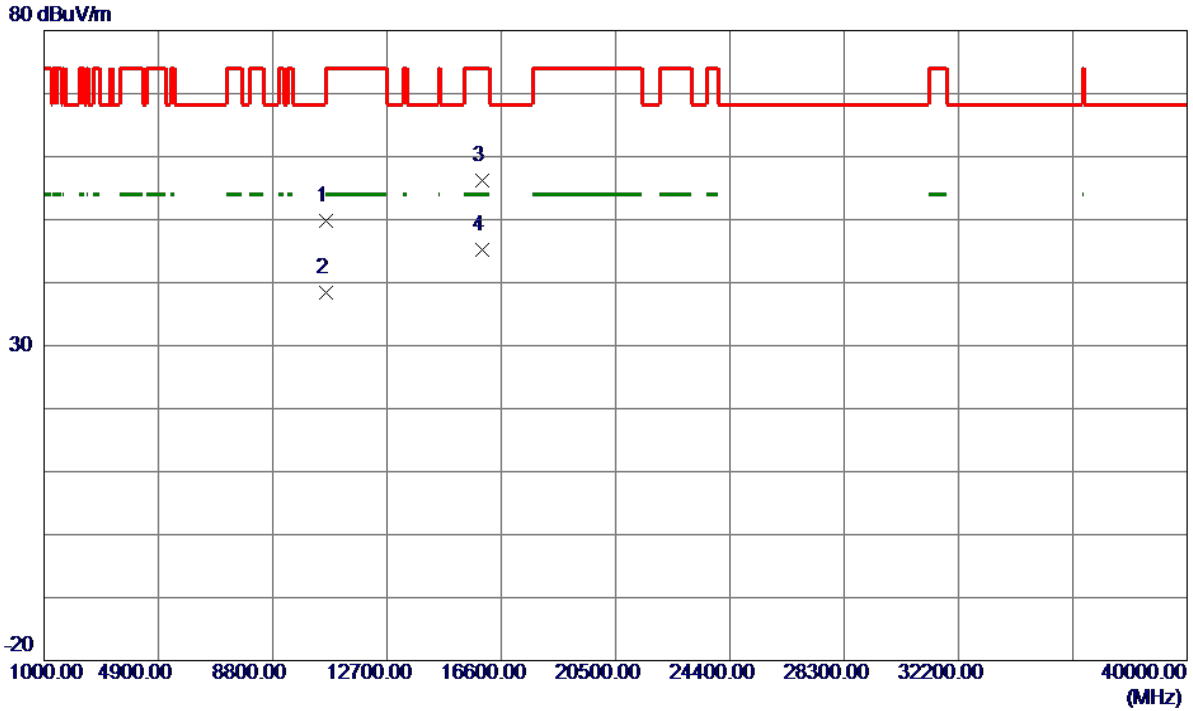
**Horizontal**



No.	Freq. MHz	Reading Level dBuV/m	Correct Factor dB	Measure ment dBuV/m	Limit dBuV/m	Margin dB	Detector	Comment
1 *	5315.4000	82.43	19.19	101.62	68.30	33.32	Peak	No Limit
2	5326.4000	75.15	19.26	94.41	999.00	-904.59	AVG	No Limit
3	5350.0000	41.49	19.40	60.89	74.00	-13.11	Peak	
4	5350.0000	33.30	19.40	52.70	999.00	-946.30	AVG	
5	5351.8000	42.12	19.41	61.53	74.00	-12.47	Peak	
6	5351.8000	33.08	19.41	52.49	54.00	-1.51	AVG	

Orthogonal Axis :	X
Test Mode :	UNII-2A/ TX AC40 Mode 5310MHz

**Horizontal**

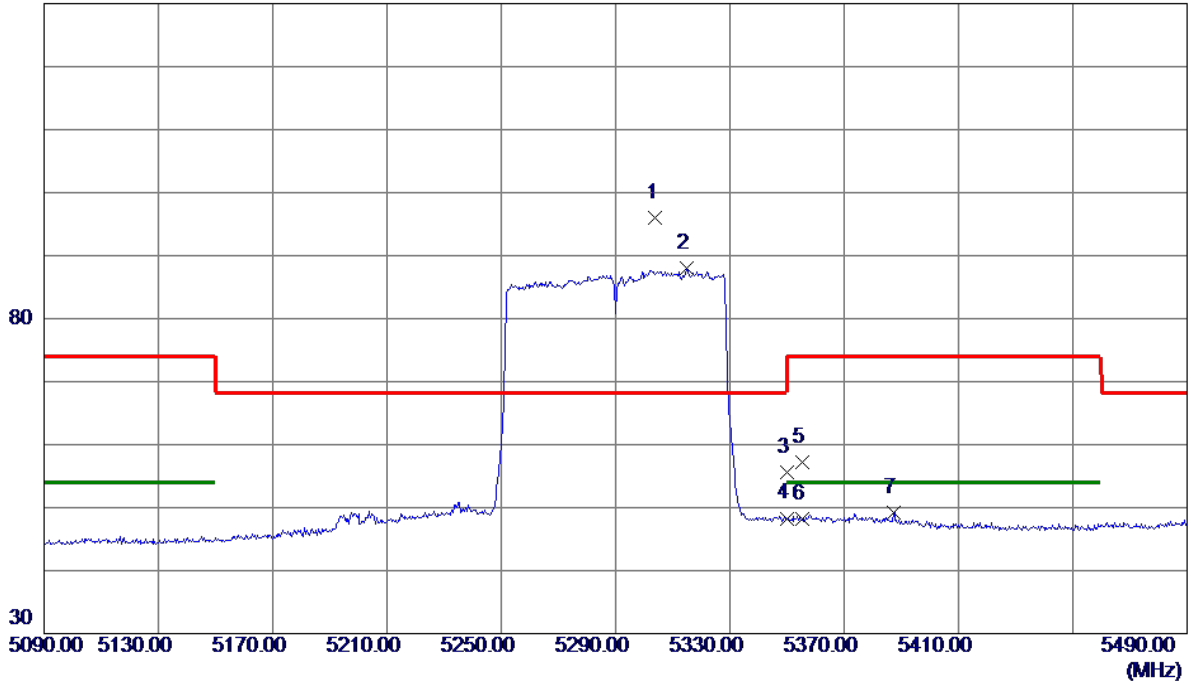


No.	Freq. MHz	Reading Level dBuV/m	Correct Factor dB	Measure ment dBuV/m	Limit dBuV/m	Margin dB	Detector	Comment
1	10619.7680	33.28	16.54	49.82	74.00	-24.18	Peak	
2	10620.2539	21.86	16.54	38.40	54.00	-15.60	AVG	
3	15929.7580	32.72	23.48	56.20	74.00	-17.80	Peak	
4 *	15930.4720	21.64	23.48	45.12	54.00	-8.88	AVG	

Orthogonal Axis :	X
Test Mode :	UNII-2A/ TX AC80 Mode 5290MHz

**Vertical**

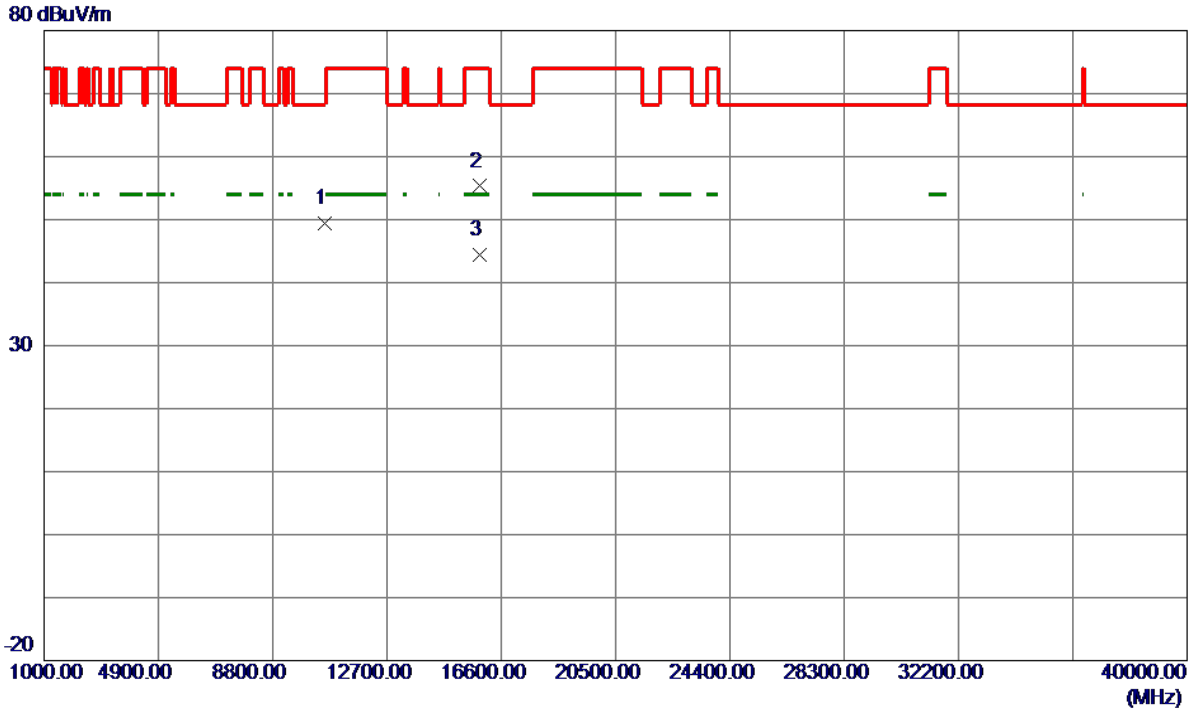
130 dBuV/m



No.	Freq. MHz	Reading Level dBuV/m	Correct Factor dB	Measure ment dBuV/m	Limit dBuV/m	Margin dB	Detector	Comment
1 *	5304.0000	76.86	19.12	95.98	68.30	27.68	Peak	No Limit
2	5314.8000	68.72	19.19	87.91	999.00	-911.09	AVG	No Limit
3	5350.0000	36.25	19.40	55.65	74.00	-18.35	Peak	
4	5350.0000	28.90	19.40	48.30	999.00	-950.70	AVG	
5	5355.2000	37.78	19.43	57.21	74.00	-16.79	Peak	
6	5355.2000	28.77	19.43	48.20	54.00	-5.80	AVG	
7	5387.2000	29.67	19.62	49.29	54.00	-4.71	AVG	

Orthogonal Axis :	X
Test Mode :	UNII-2A/ TX AC80 Mode 5290MHz

**Vertical**



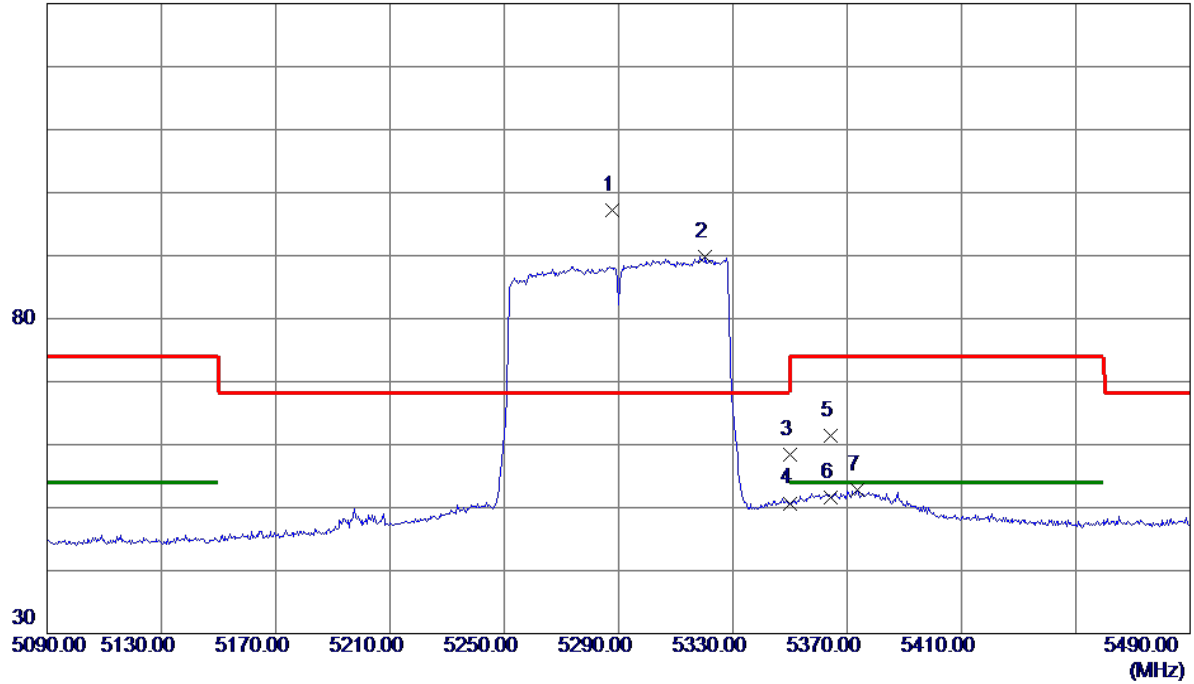
No.	Freq. MHz	Reading Level dBuV/m	Correct Factor dB	Measure ment dBuV/m	Limit dBuV/m	Margin dB	Detector	Comment
1	10581.8600	32.88	16.59	49.47	68.30	-18.83	Peak	
2	15868.5900	31.85	23.45	55.30	74.00	-18.70	Peak	
3 *	15872.1600	20.86	23.45	44.31	54.00	-9.69	AVG	



Orthogonal Axis :	X
Test Mode :	UNII-2A/ TX AC80 Mode 5290MHz

Horizontal

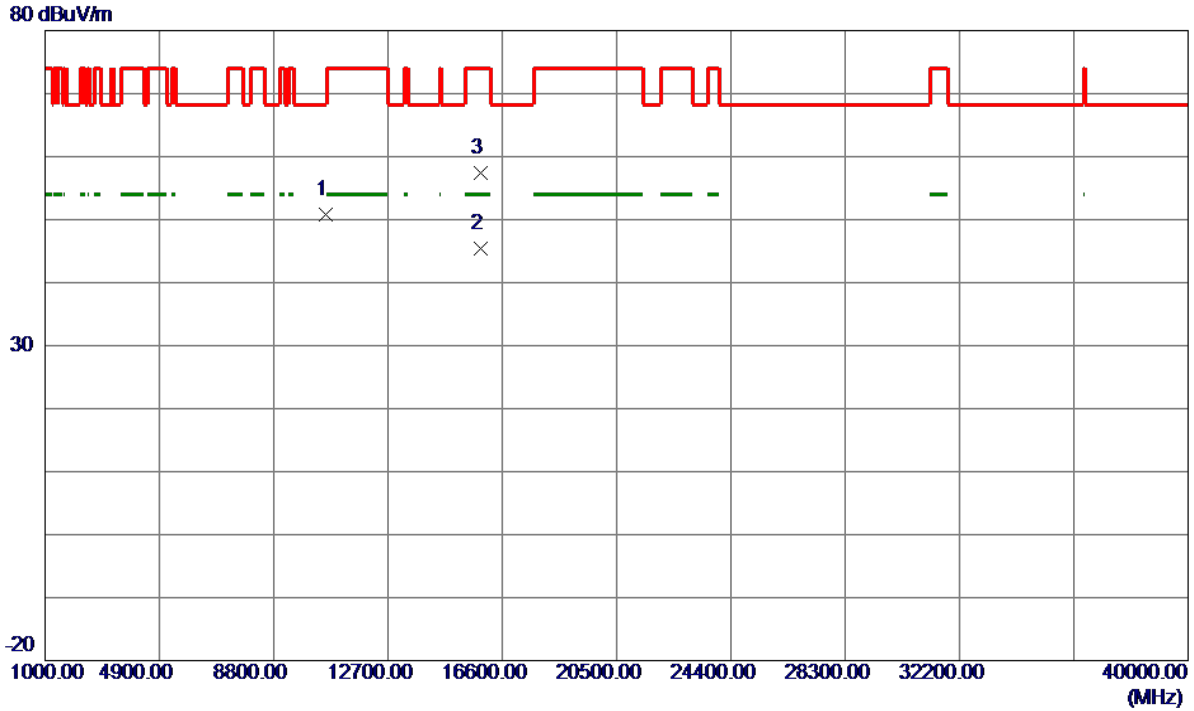
130 dBuV/m



No.	Freq. MHz	Reading Level dBuV/m	Correct Factor dB	Measure ment dBuV/m	Limit dBuV/m	Margin dB	Detector	Comment
1 *	5287.6000	78.15	19.02	97.17	68.30	28.87	Peak	No Limit
2	5320.4000	70.58	19.22	89.80	999.00	-909.20	AVG	No Limit
3	5350.0000	38.95	19.40	58.35	74.00	-15.65	Peak	
4	5350.0000	31.30	19.40	50.70	999.00	-948.30	AVG	
5	5364.4000	41.91	19.49	61.40	74.00	-12.60	Peak	
6	5364.4000	32.16	19.49	51.65	54.00	-2.35	AVG	
7	5373.6000	33.20	19.54	52.74	54.00	-1.26	AVG	

Orthogonal Axis :	X
Test Mode :	UNII-2A/ TX AC80 Mode 5290MHz

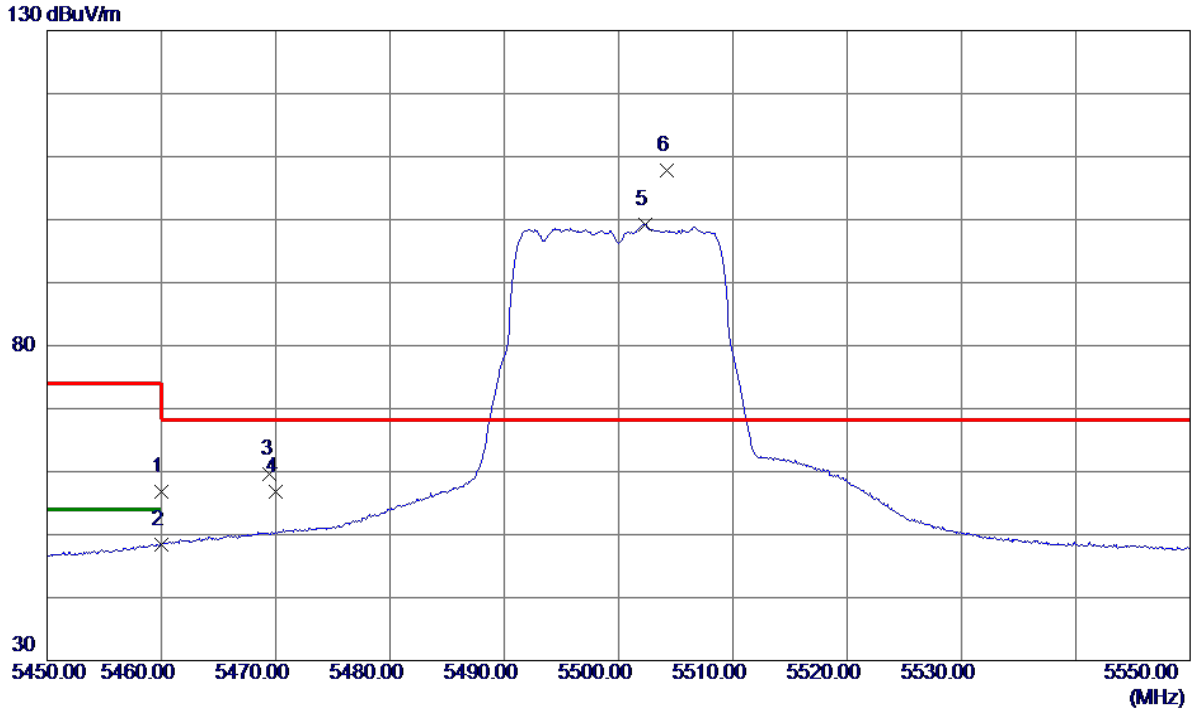
**Horizontal**



No.	Freq. MHz	Reading Level dBuV/m	Correct Factor dB	Measure ment dBuV/m	Limit dBuV/m	Margin dB	Detector	Comment
1	10580.8320	34.15	16.60	50.75	68.30	-17.55	Peak	
2 *	15870.1320	21.89	23.45	45.34	54.00	-8.66	AVG	
3	15870.5720	33.87	23.45	57.32	74.00	-16.68	Peak	

Orthogonal Axis :	X
Test Mode :	UNII-2C/ TX AC20 Mode 5500MHz

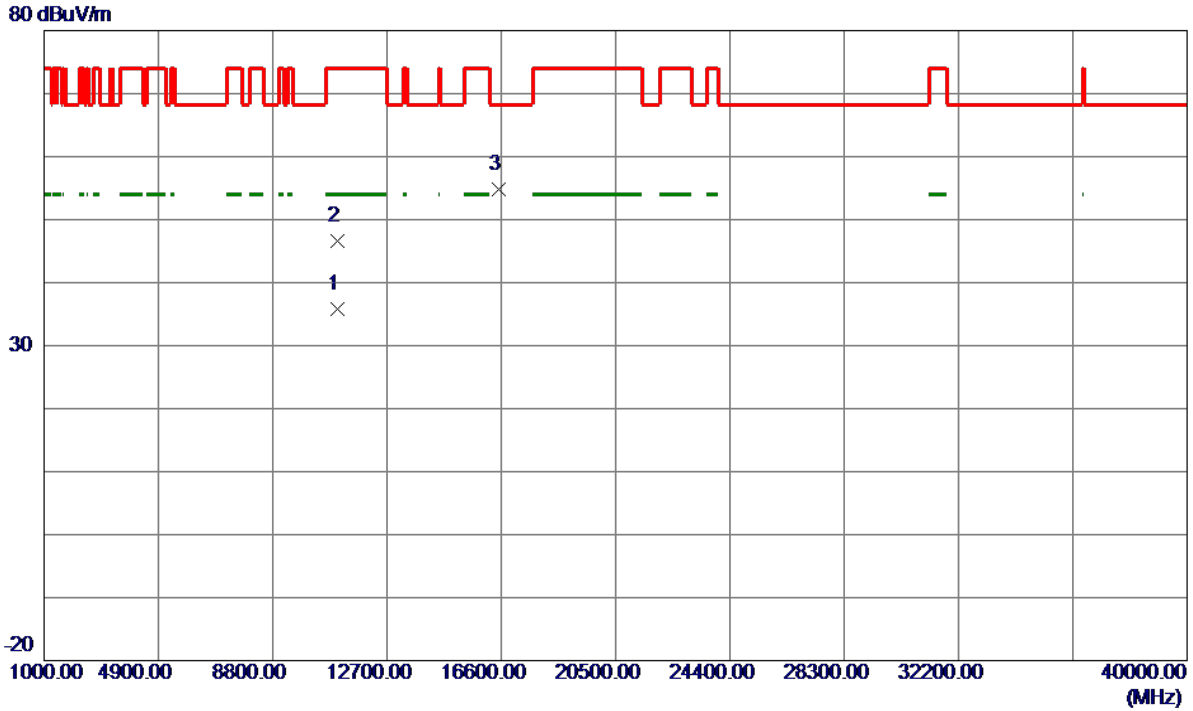
**Vertical**



No.	Freq. MHz	Reading Level dBuV/m	Correct Factor dB	Measure ment dBuV/m	Limit dBuV/m	Margin dB	Detector	Comment
1	5460.0000	36.82	20.06	56.88	74.00	-17.12	Peak	
2	5460.0000	28.30	20.06	48.36	54.00	-5.64	AVG	
3	5469.5000	39.40	20.12	59.52	68.30	-8.78	Peak	
4	5470.0000	36.76	20.12	56.88	68.30	-11.42	Peak	
5	5502.3000	78.98	20.31	99.29	999.00	-899.71	AVG	No Limit
6 *	5504.2000	87.56	20.32	107.88	68.30	39.58	Peak	No Limit

Orthogonal Axis :	X
Test Mode :	UNII-2C/ TX AC20 Mode 5500MHz

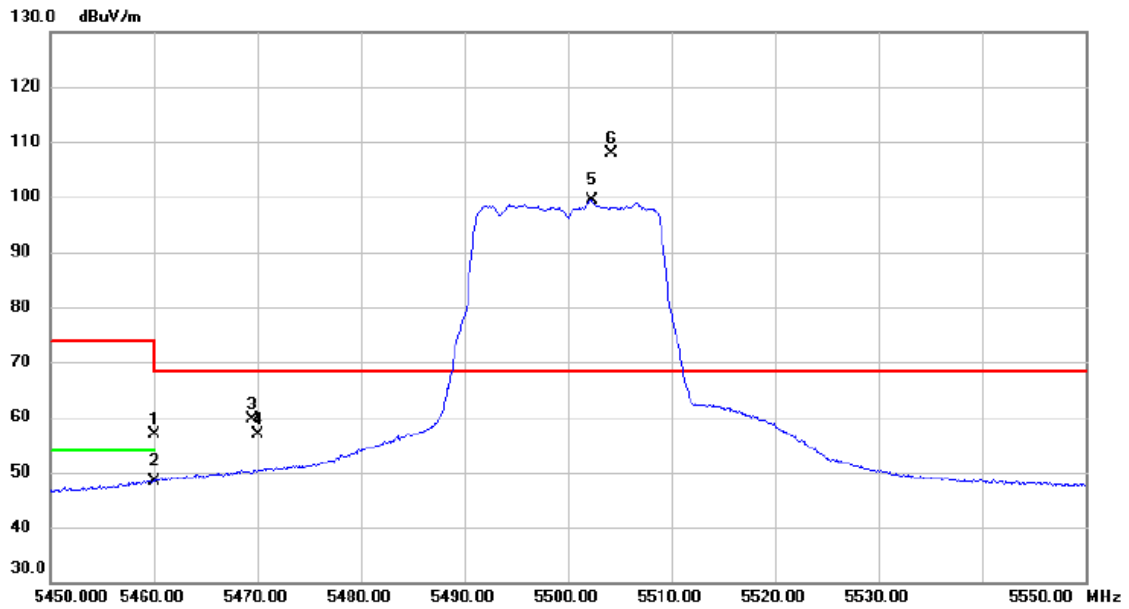
**Vertical**



No.	Freq. MHz	Reading Level dBuV/m	Correct Factor dB	Measure ment dBuV/m	Limit dBuV/m	Margin dB	Detector	Comment
1	10995.5300	19.68	16.04	35.72	54.00	-18.28	AVG	
2	11004.6900	30.64	16.05	46.69	74.00	-27.31	Peak	
3 *	16496.2800	32.06	22.83	54.89	68.30	-13.41	Peak	

Orthogonal Axis :	X
Test Mode :	UNII-2C/ TX AC20 Mode 5500MHz

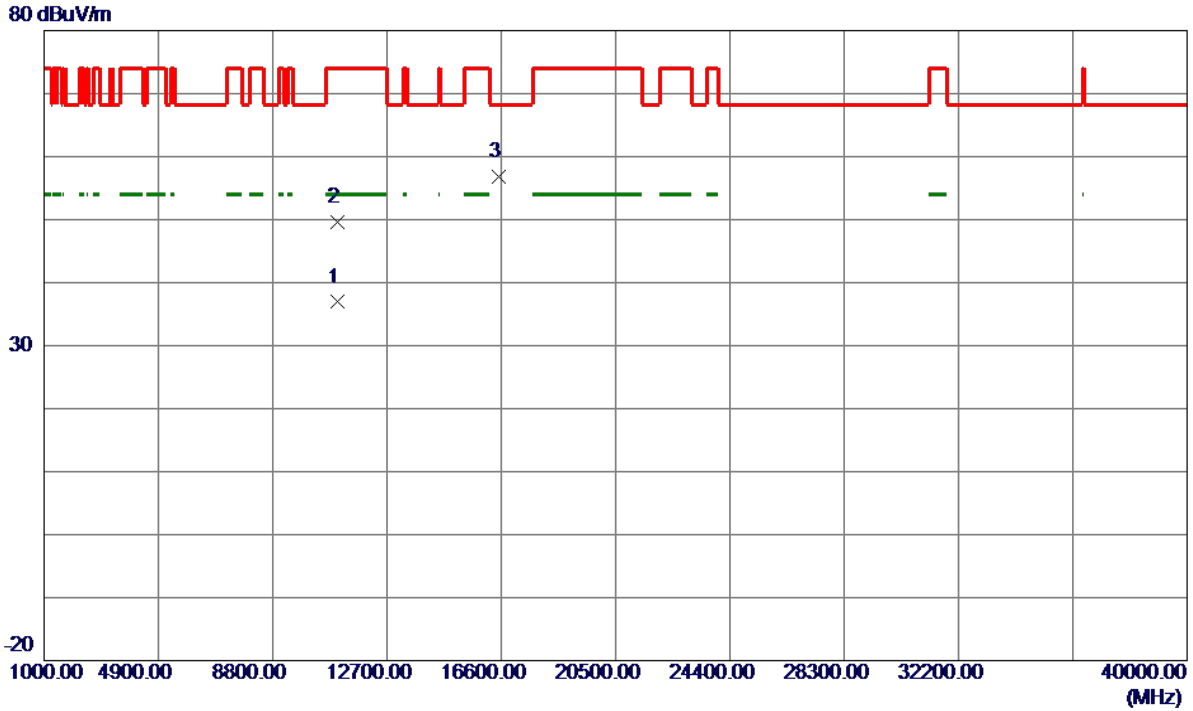
### Horizontal



No.	Mk.	Freq. MHz	Reading Level dBuV	Correct Factor dB	Measure- ment dBuV/m	Limit dBuV/m	Margin dB	Detector	Comment
1		5460.000	36.82	20.06	56.88	74.00	-17.12	peak	
2		5460.000	28.30	20.06	48.36	54.00	-5.64	AVG	
3		5469.500	39.39	20.13	59.52	68.30	-8.78	peak	
4		5470.000	36.75	20.13	56.88	68.30	-11.42	peak	
5	X	5502.300	78.97	20.32	99.29	68.30	30.99	AVG	No Limit
6	*	5504.200	87.56	20.32	107.88	68.30	39.58	peak	No Limit

Orthogonal Axis :	X
Test Mode :	UNII-2C/ TX AC20 Mode 5500MHz

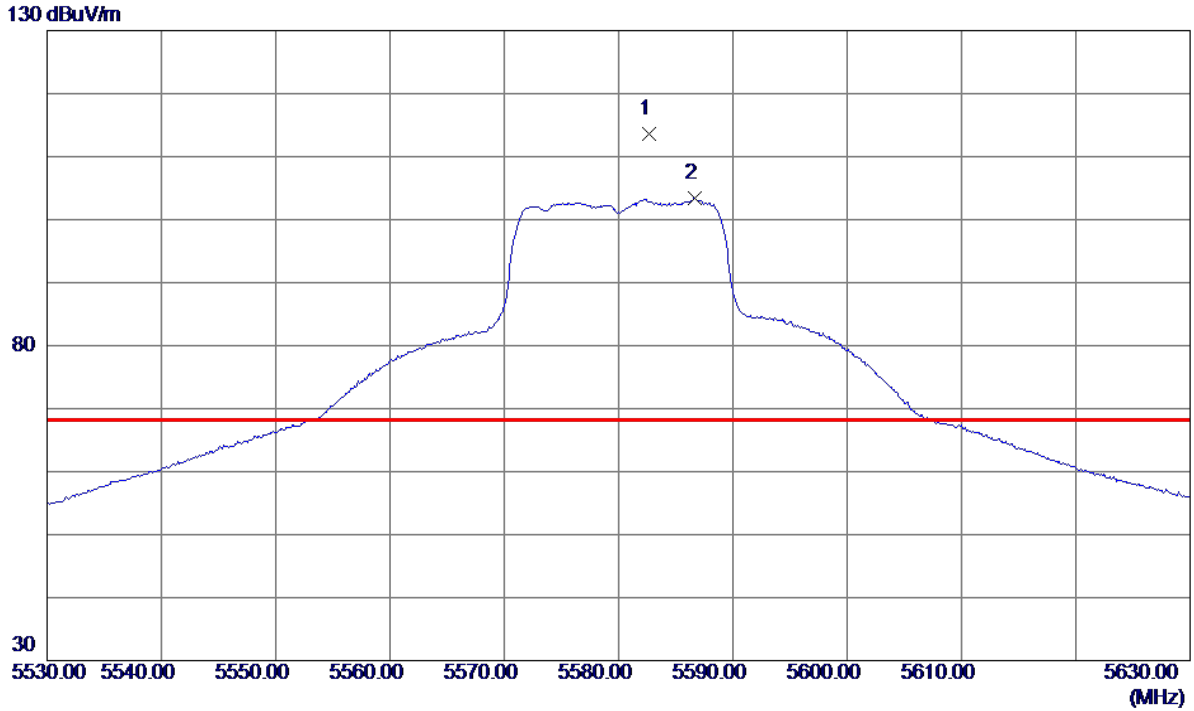
**Horizontal**



No.	Freq. MHz	Reading Level dBuV/m	Correct Factor dB	Measure ment dBuV/m	Limit dBuV/m	Margin dB	Detector	Comment
1	10999.9500	20.87	16.03	36.90	54.00	-17.10	AVG	
2	11001.8300	33.63	16.04	49.67	74.00	-24.33	Peak	
3 *	16500.3200	34.06	22.82	56.88	68.30	-11.42	Peak	

Orthogonal Axis :	X
Test Mode :	UNII-2C/ TX AC20 Mode 5580MHz

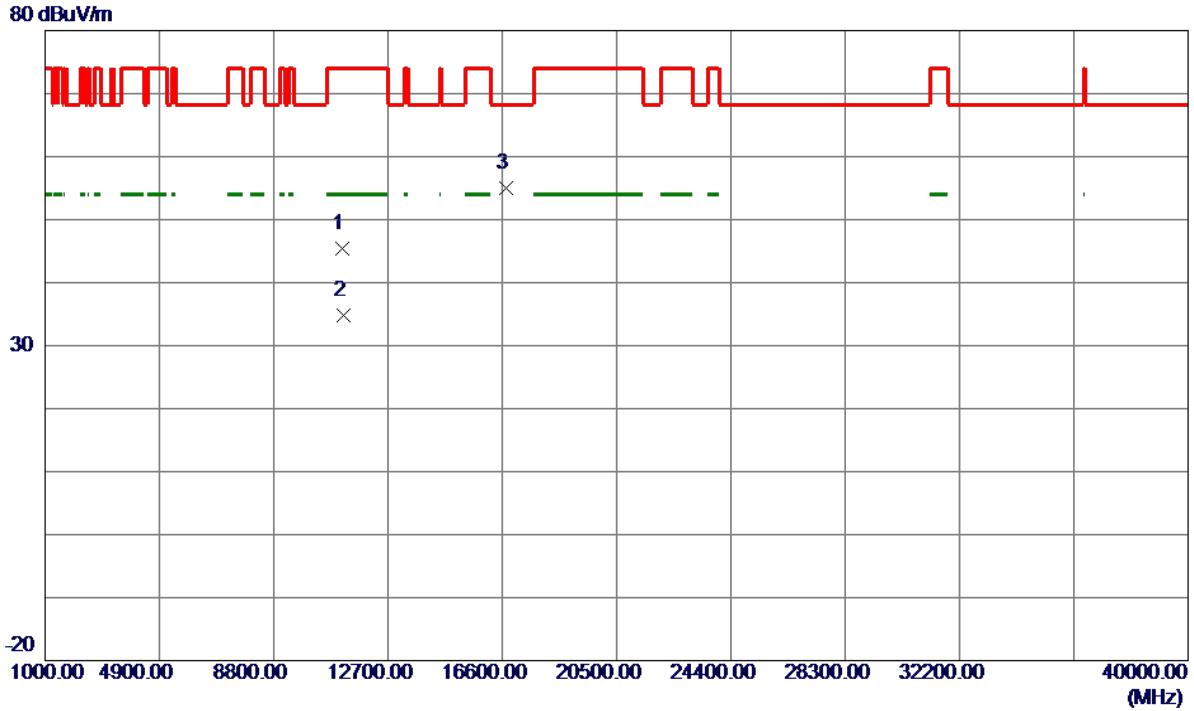
**Vertical**



No.	Freq. MHz	Reading Level dBuV/m	Correct Factor dB	Measure ment dBuV/m	Limit dBuV/m	Margin dB	Detector	Comment
1 *	5582.7000	93.00	20.63	113.63	68.30	45.33	Peak	No Limit
2	5586.7000	82.69	20.65	103.34	999.00	-895.66	AVG	No Limit

Orthogonal Axis :	X
Test Mode :	UNII-2C/ TX AC20 Mode 5580MHz

**Vertical**

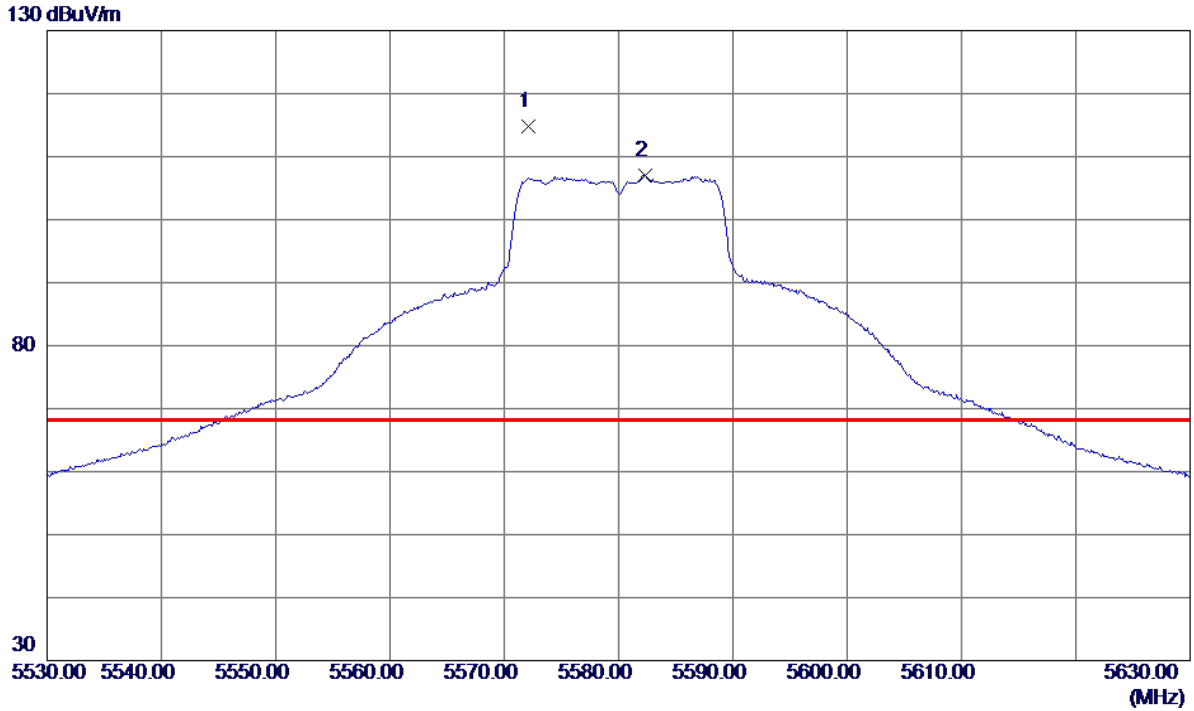


No.	Freq. MHz	Reading Level dBuV/m	Correct Factor dB	Measure ment dBuV/m	Limit dBuV/m	Margin dB	Detector	Comment
1	11158.0100	28.83	16.58	45.41	74.00	-28.59	Peak	
2	11162.0900	18.13	16.60	34.73	54.00	-19.27	AVG	
3 *	16740.7899	32.24	22.84	55.08	68.30	-13.22	Peak	



Orthogonal Axis :	X
Test Mode :	UNII-2C/ TX AC20 Mode 5580MHz

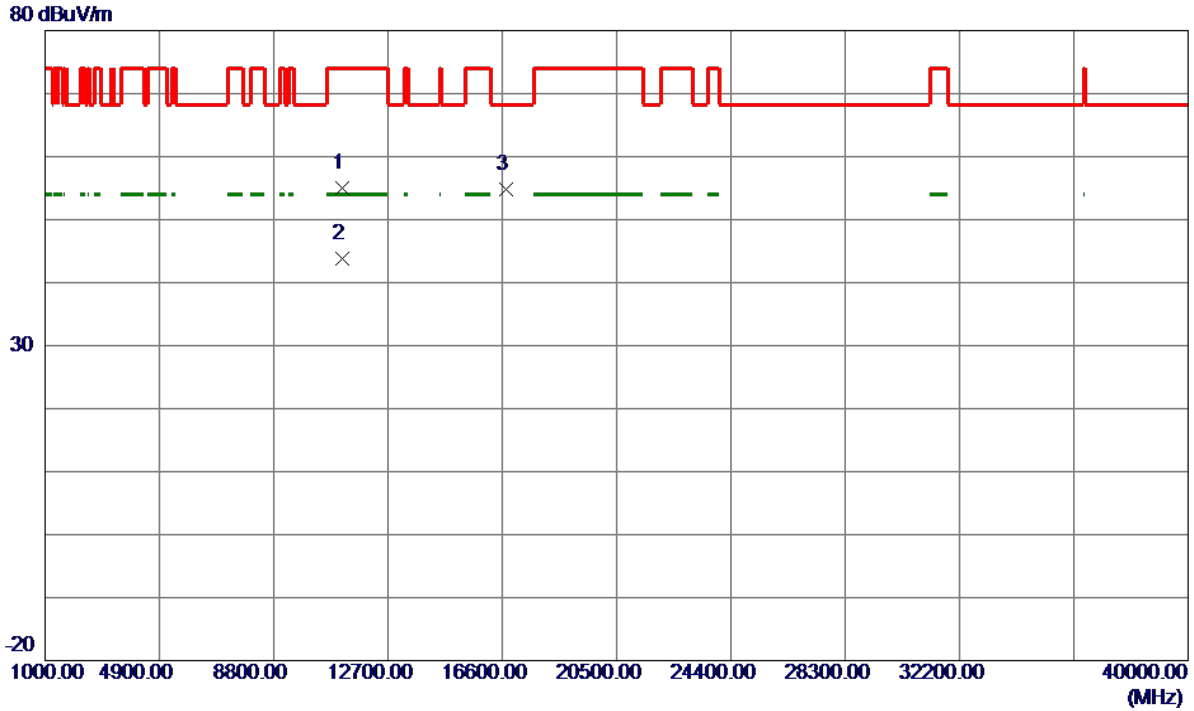
**Horizontal**



No.	Freq. MHz	Reading Level dBuV/m	Correct Factor dB	Measure ment dBuV/m	Limit dBuV/m	Margin dB	Detector	Comment
1 *	5572.1000	94.13	20.59	114.72	68.30	46.42	Peak	No Limit
2	5582.3000	86.30	20.63	106.93	999.00	-892.07	AVG	No Limit

Orthogonal Axis :	X
Test Mode :	UNII-2C/ TX AC20 Mode 5580MHz

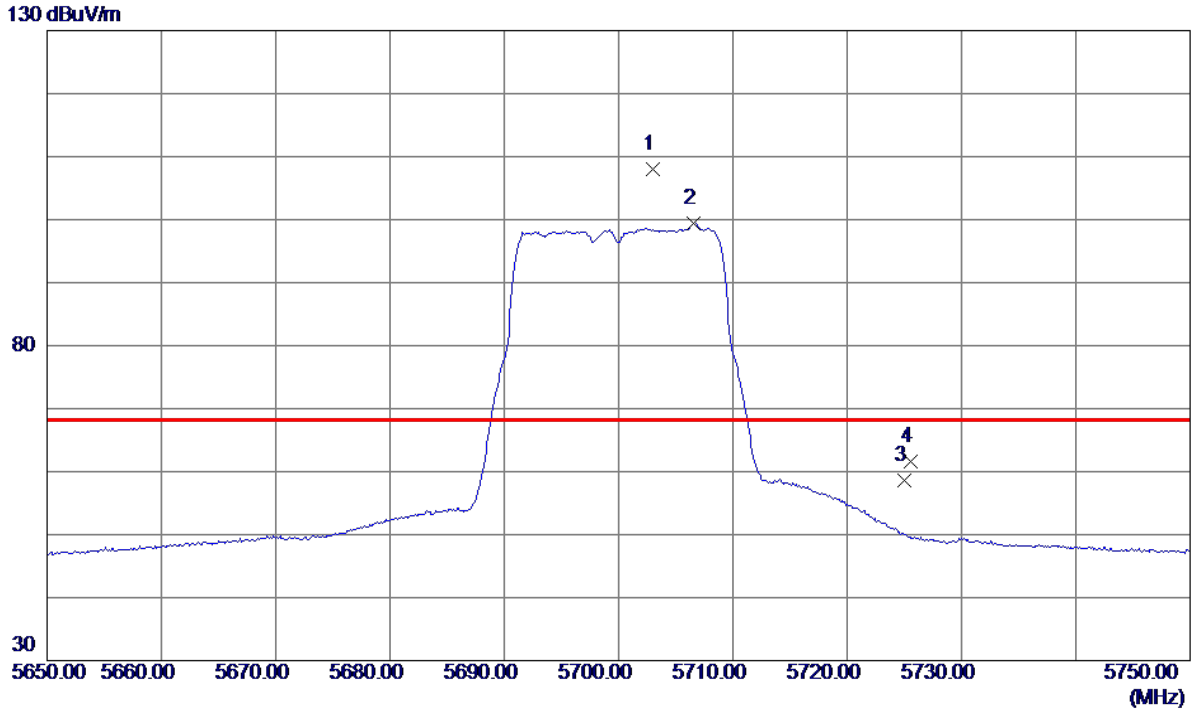
**Horizontal**



No.	Freq. MHz	Reading Level dBuV/m	Correct Factor dB	Measure ment dBuV/m	Limit dBuV/m	Margin dB	Detector	Comment
1	11160.4500	38.38	16.59	54.97	74.00	-19.03	Peak	
2 *	11160.5500	27.16	16.59	43.75	54.00	-10.25	AVG	
3	16732.1000	32.00	22.84	54.84	68.30	-13.46	Peak	

Orthogonal Axis :	X
Test Mode :	UNII-2C/ TX AC20 Mode 5700MHz

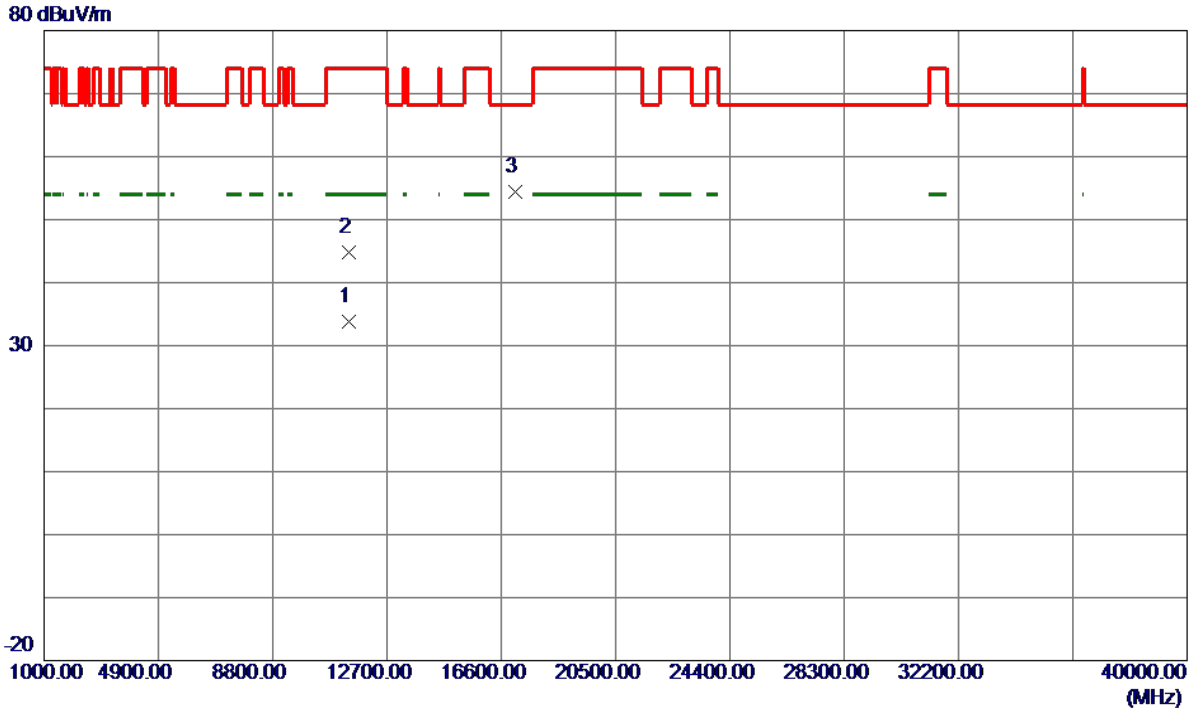
**Vertical**



No.	Freq. MHz	Reading Level dBuV/m	Correct Factor dB	Measure ment dBuV/m	Limit dBuV/m	Margin dB	Detector	Comment
1 *	5703.0000	86.87	21.11	107.98	68.30	39.68	Peak	No Limit
2	5706.6000	78.23	21.13	99.36	999.00	-899.64	AVG	No Limit
3	5725.0000	37.47	21.20	58.67	68.30	-9.63	Peak	
4	5725.6000	40.40	21.20	61.60	68.30	-6.70	Peak	

Orthogonal Axis :	X
Test Mode :	UNII-2C/ TX AC20 Mode 5700MHz

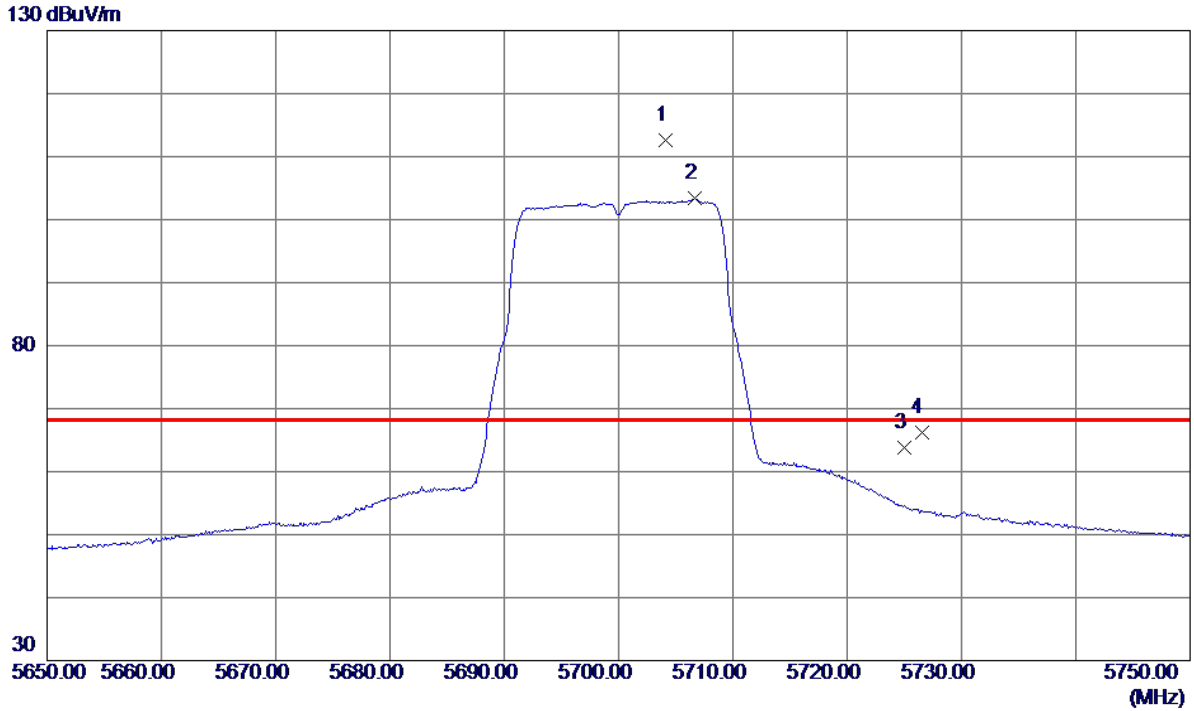
**Vertical**



No.	Freq. MHz	Reading Level dBuV/m	Correct Factor dB	Measure ment dBuV/m	Limit dBuV/m	Margin dB	Detector	Comment
1	11401.5700	16.31	17.44	33.75	54.00	-20.25	AVG	
2	11403.4100	27.36	17.45	44.81	74.00	-29.19	Peak	
3 *	17096.2000	31.44	22.98	54.42	68.30	-13.88	Peak	

Orthogonal Axis :	X
Test Mode :	UNII-2C/ TX AC20 Mode 5700MHz

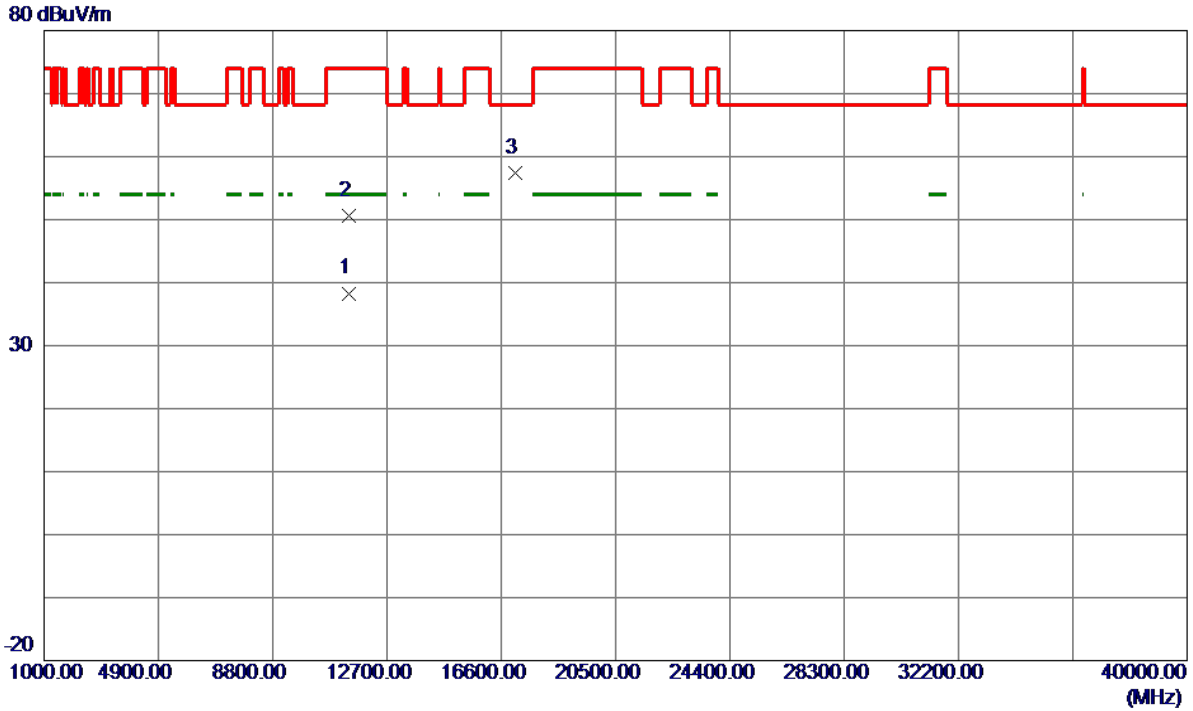
**Horizontal**



No.	Freq. MHz	Reading Level dBuV/m	Correct Factor dB	Measure ment dBuV/m	Limit dBuV/m	Margin dB	Detector	Comment
1 *	5704.1000	91.44	21.12	112.56	68.30	44.26	Peak	No Limit
2	5706.7000	82.19	21.13	103.32	999.00	-895.68	AVG	No Limit
3	5725.0000	42.54	21.20	63.74	68.30	-4.56	Peak	
4	5726.5000	44.99	21.20	66.19	68.30	-2.11	Peak	

Orthogonal Axis :	X
Test Mode :	UNII-2C/ TX AC20 Mode 5700MHz

**Horizontal**

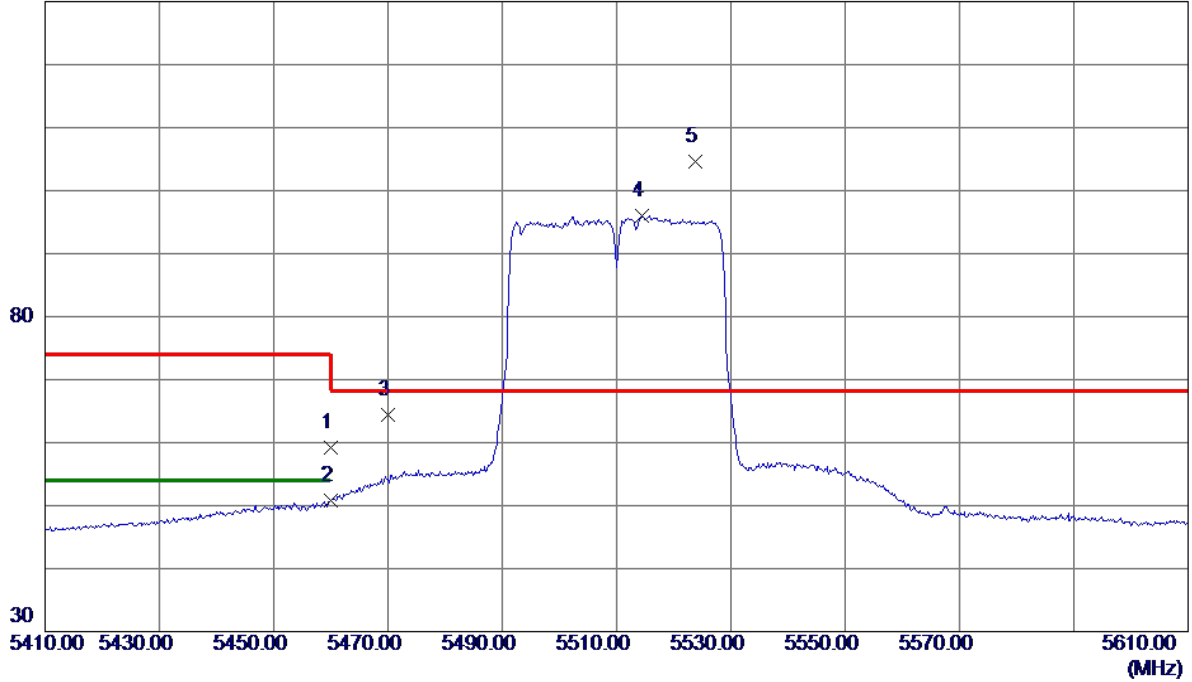


No.	Freq. MHz	Reading Level dBuV/m	Correct Factor dB	Measure ment dBuV/m	Limit dBuV/m	Margin dB	Detector	Comment
1	11399.2600	20.87	17.43	38.30	54.00	-15.70	AVG	
2	11400.1000	33.09	17.43	50.52	74.00	-23.48	Peak	
3 *	17097.6400	34.47	22.98	57.45	68.30	-10.85	Peak	

Orthogonal Axis :	X
Test Mode :	UNII-2C/ TX AC40 Mode 5510MHz

**Vertical**

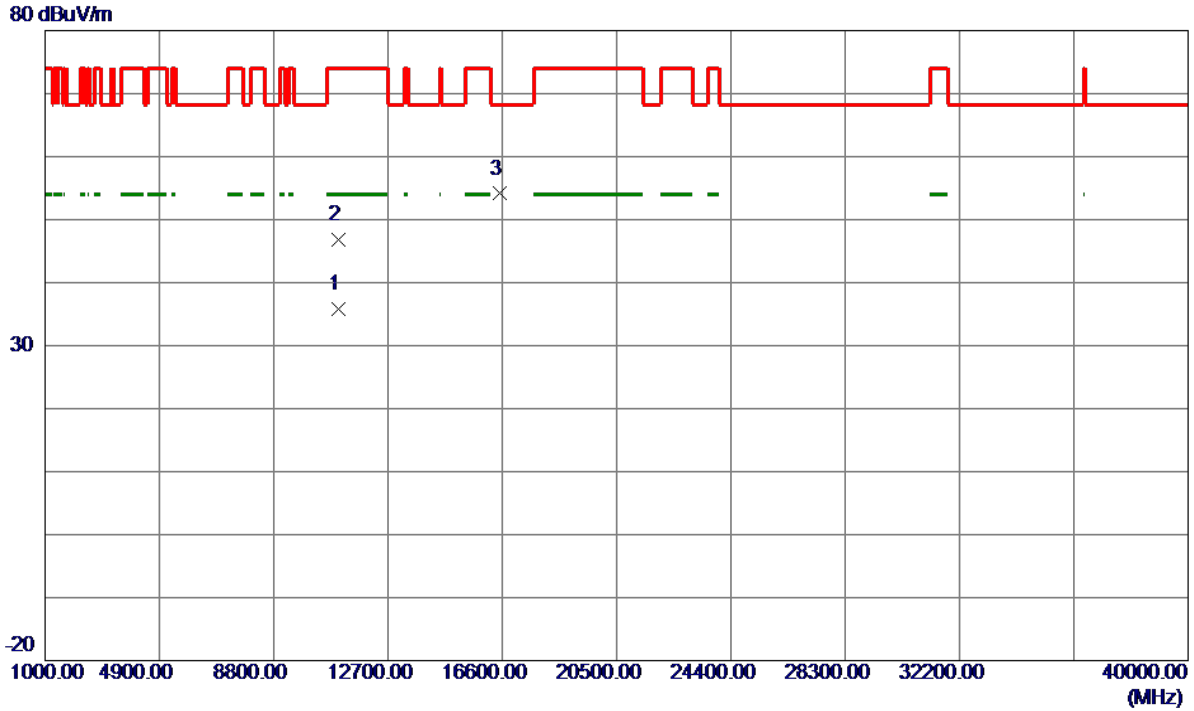
130 dBuV/m



No.	Freq. MHz	Reading Level dBuV/m	Correct Factor dB	Measure ment dBuV/m	Limit dBuV/m	Margin dB	Detector	Comment
1	5460.0000	39.08	20.06	59.14	74.00	-14.86	Peak	
2	5460.0000	30.68	20.06	50.74	54.00	-3.26	AVG	
3	5470.0000	44.30	20.12	64.42	68.30	-3.88	Peak	
4	5514.4000	75.58	20.36	95.94	999.00	-903.06	AVG	No Limit
5 *	5523.8000	84.26	20.40	104.66	68.30	36.36	Peak	No Limit

Orthogonal Axis :	X
Test Mode :	UNII-2C/ TX AC40 Mode 5510MHz

Vertical



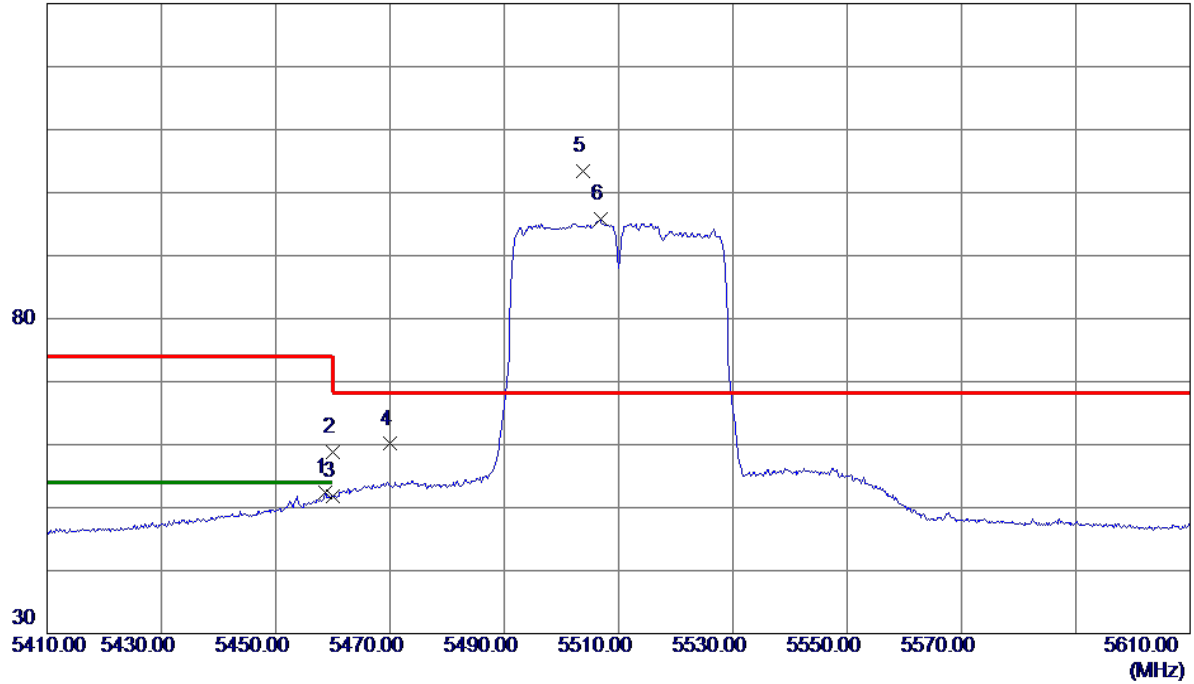
No.	Freq. MHz	Reading Level dBuV/m	Correct Factor dB	Measure ment dBuV/m	Limit dBuV/m	Margin dB	Detector	Comment
1	11017.0100	19.74	16.09	35.83	54.00	-18.17	AVG	
2	11019.7000	30.69	16.10	46.79	74.00	-27.21	Peak	
3 *	16533.9900	31.27	22.83	54.10	68.30	-14.20	Peak	



Orthogonal Axis :	X
Test Mode :	UNII-2C/ TX AC40 Mode 5510MHz

**Horizontal**

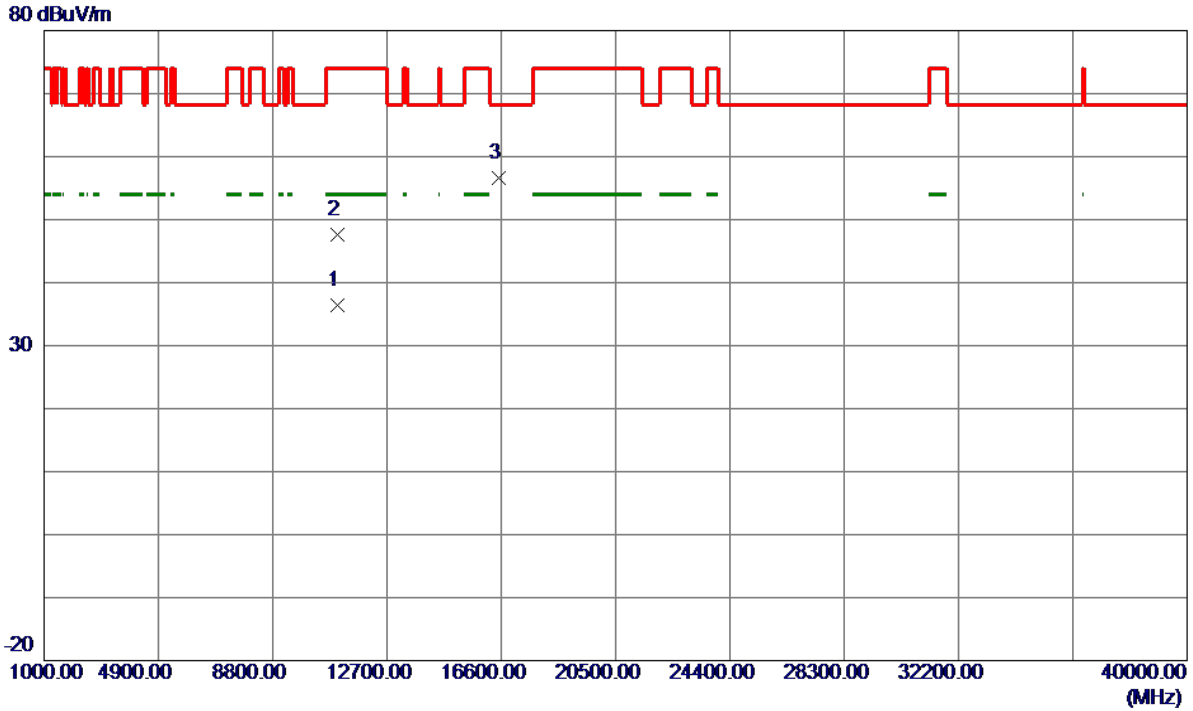
130 dBuV/m



No.	Freq. MHz	Reading Level dBuV/m	Correct Factor dB	Measure ment dBuV/m	Limit dBuV/m	Margin dB	Detector	Comment
1	5458.6000	32.42	20.06	52.48	54.00	-1.52	AVG	
2	5460.0000	38.70	20.06	58.76	74.00	-15.24	Peak	
3	5460.0000	31.82	20.06	51.88	54.00	-2.12	AVG	
4	5470.0000	39.98	20.12	60.10	68.30	-8.20	Peak	
5 *	5503.8000	83.02	20.32	103.34	68.30	35.04	Peak	No Limit
6	5506.8000	75.56	20.33	95.89	999.00	-903.11	AVG	No Limit

Orthogonal Axis :	X
Test Mode :	UNII-2C/ TX AC40 Mode 5510MHz

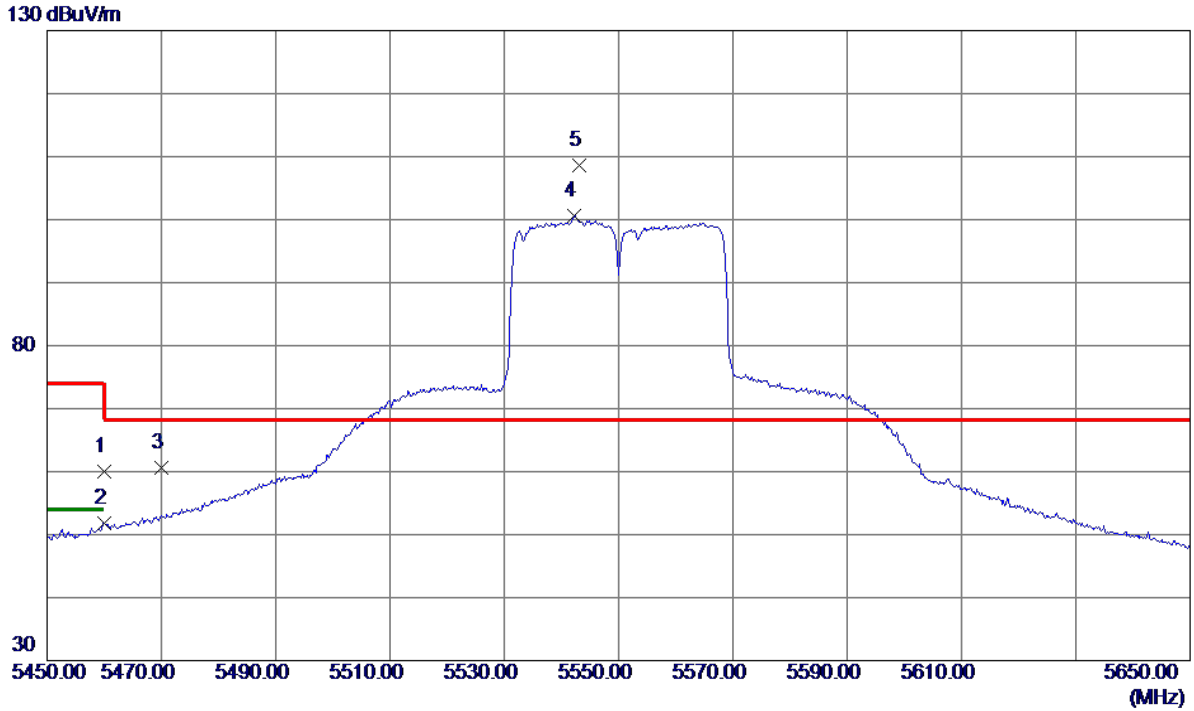
**Horizontal**



No.	Freq. MHz	Reading Level dBuV/m	Correct Factor dB	Measure ment dBuV/m	Limit dBuV/m	Margin dB	Detector	Comment
1	11019.3060	20.21	16.10	36.31	54.00	-17.69	AVG	
2	11019.6020	31.48	16.10	47.58	74.00	-26.42	Peak	
3 *	16530.0740	33.75	22.83	56.58	68.30	-11.72	Peak	

Orthogonal Axis :	X
Test Mode :	UNII-2C/ TX AC40 Mode 5550MHz

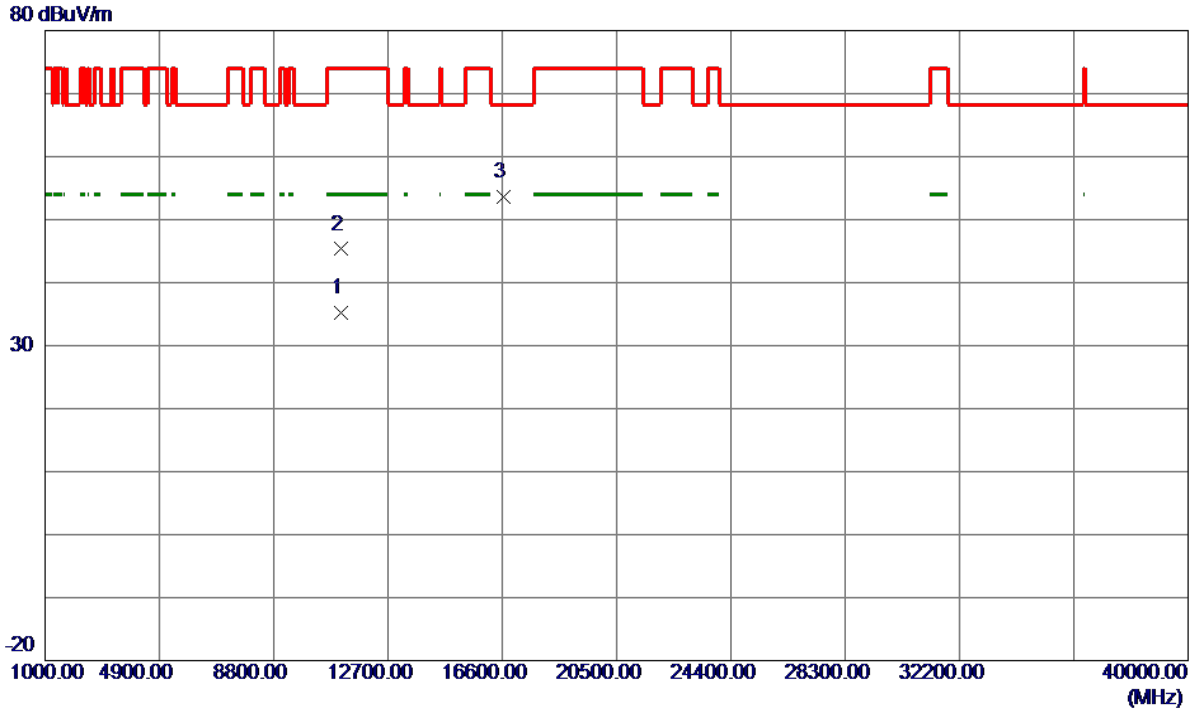
Vertical



No.	Freq. MHz	Reading Level dBuV/m	Correct Factor dB	Measure ment dBuV/m	Limit dBuV/m	Margin dB	Detector	Comment
1	5460.0000	39.94	20.06	60.00	74.00	-14.00	Peak	
2	5460.0000	31.82	20.06	51.88	54.00	-2.12	AVG	
3	5470.0000	40.49	20.12	60.61	68.30	-7.69	Peak	
4	5542.2000	80.14	20.47	100.61	999.00	-898.39	AVG	No Limit
5 *	5543.2000	88.17	20.48	108.65	68.30	40.35	Peak	No Limit

Orthogonal Axis :	X
Test Mode :	UNII-2C/ TX AC40 Mode 5550MHz

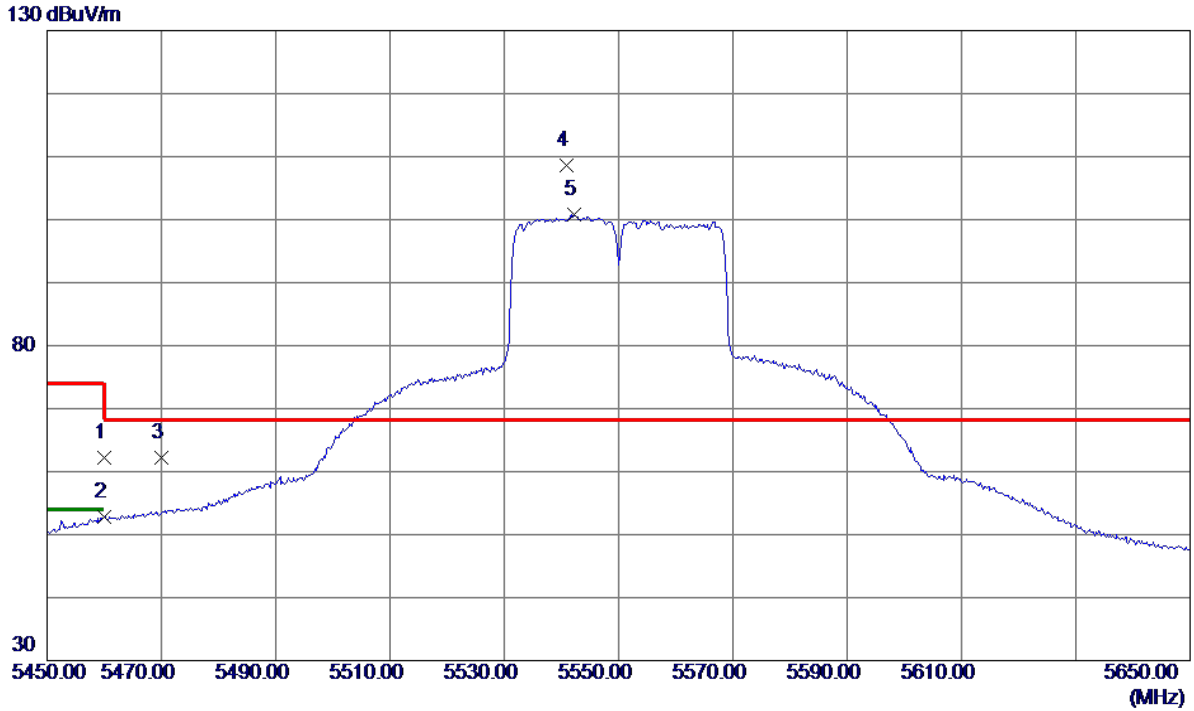
**Vertical**



No.	Freq. MHz	Reading Level dBuV/m	Correct Factor dB	Measure ment dBuV/m	Limit dBuV/m	Margin dB	Detector	Comment
1	11101.1000	18.88	16.38	35.26	54.00	-18.74	AVG	
2	11103.6400	28.91	16.39	45.30	74.00	-28.70	Peak	
3 *	16647.1700	30.75	22.84	53.59	68.30	-14.71	Peak	

Orthogonal Axis :	X
Test Mode :	UNII-2C/ TX AC40 Mode 5550MHz

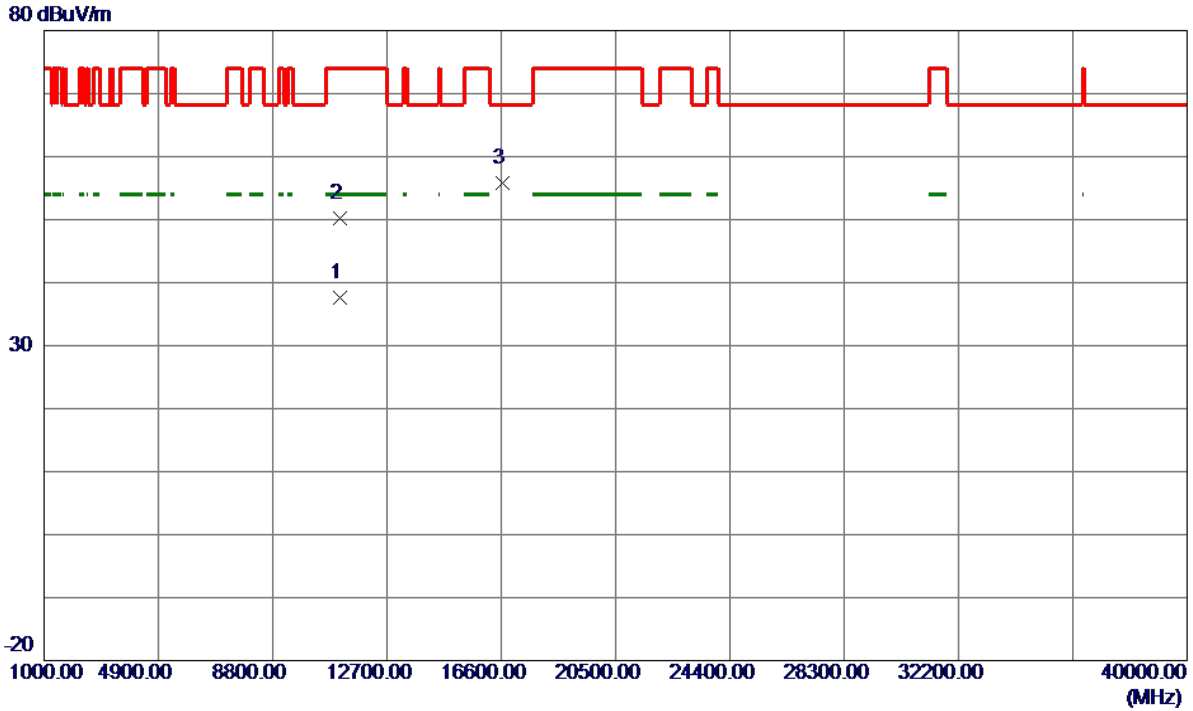
**Horizontal**



No.	Freq. MHz	Reading Level dBuV/m	Correct Factor dB	Measure ment dBuV/m	Limit dBuV/m	Margin dB	Detector	Comment
1	5460.0000	42.23	20.06	62.29	74.00	-11.71	Peak	
2	5460.0000	32.70	20.06	52.76	54.00	-1.24	AVG	
3	5470.0000	42.02	20.12	62.14	68.30	-6.16	Peak	
4 *	5540.8000	88.06	20.47	108.53	68.30	40.23	Peak	No Limit
5	5542.2000	80.26	20.47	100.73	999.00	-898.27	AVG	No Limit

Orthogonal Axis :	X
Test Mode :	UNII-2C/ TX AC40 Mode 5550MHz

**Horizontal**

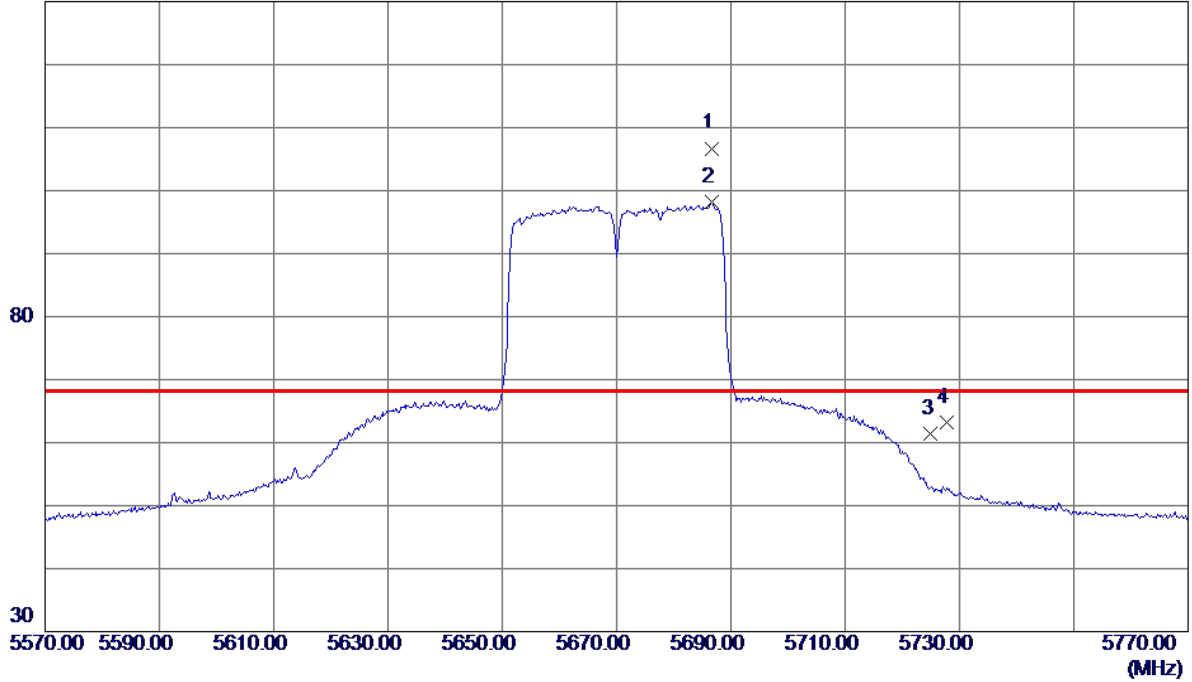


No.	Freq. MHz	Reading Level dBuV/m	Correct Factor dB	Measure ment dBuV/m	Limit dBuV/m	Margin dB	Detector	Comment
1	11099.3200	21.30	16.38	37.68	54.00	-16.32	AVG	
2	11100.6600	33.74	16.38	50.12	74.00	-23.88	Peak	
3 *	16653.7800	33.00	22.84	55.84	68.30	-12.46	Peak	

Orthogonal Axis :	X
Test Mode :	UNII-2C/ TX AC40 Mode 5670MHz

**Vertical**

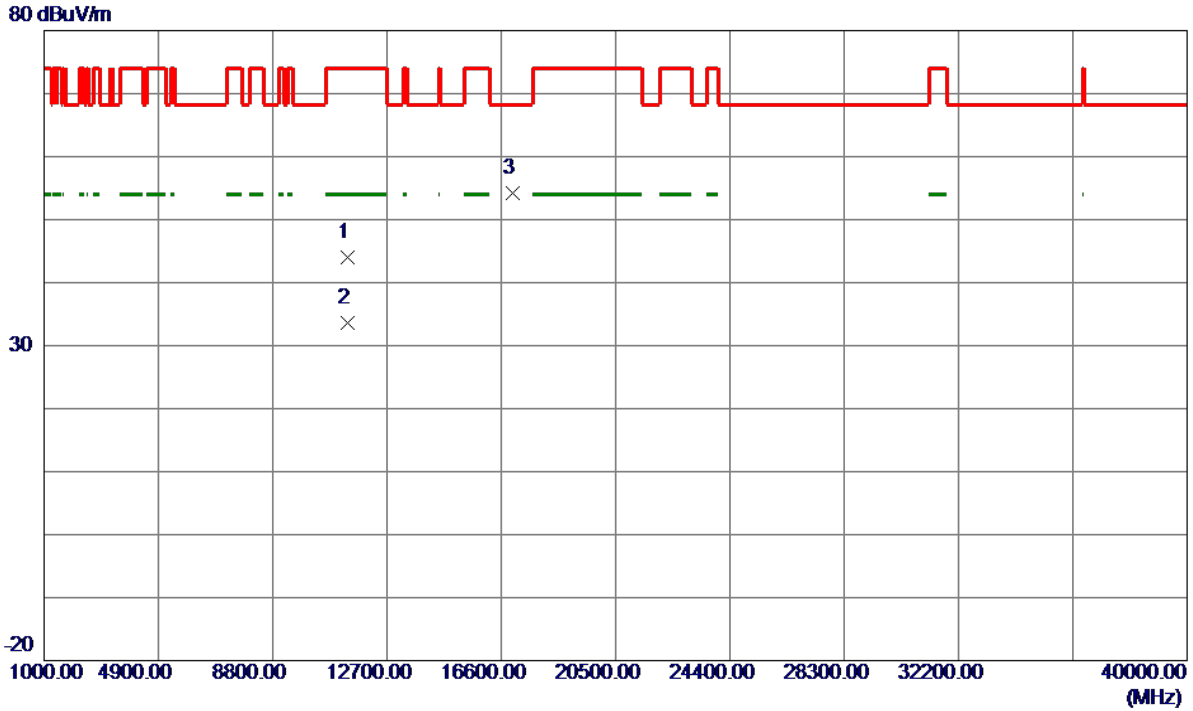
130 dBuV/m



No.	Freq. MHz	Reading Level dBuV/m	Correct Factor dB	Measure ment dBuV/m	Limit dBuV/m	Margin dB	Detector	Comment
1 *	5686.6000	85.65	21.05	106.70	68.30	38.40	Peak	No Limit
2	5686.6000	77.12	21.05	98.17	999.00	-900.83	AVG	No Limit
3	5725.0000	40.17	21.20	61.37	68.30	-6.93	Peak	
4	5727.8000	42.04	21.21	63.25	68.30	-5.05	Peak	

Orthogonal Axis :	X
Test Mode :	UNII-2C/ TX AC40 Mode 5670MHz

**Vertical**

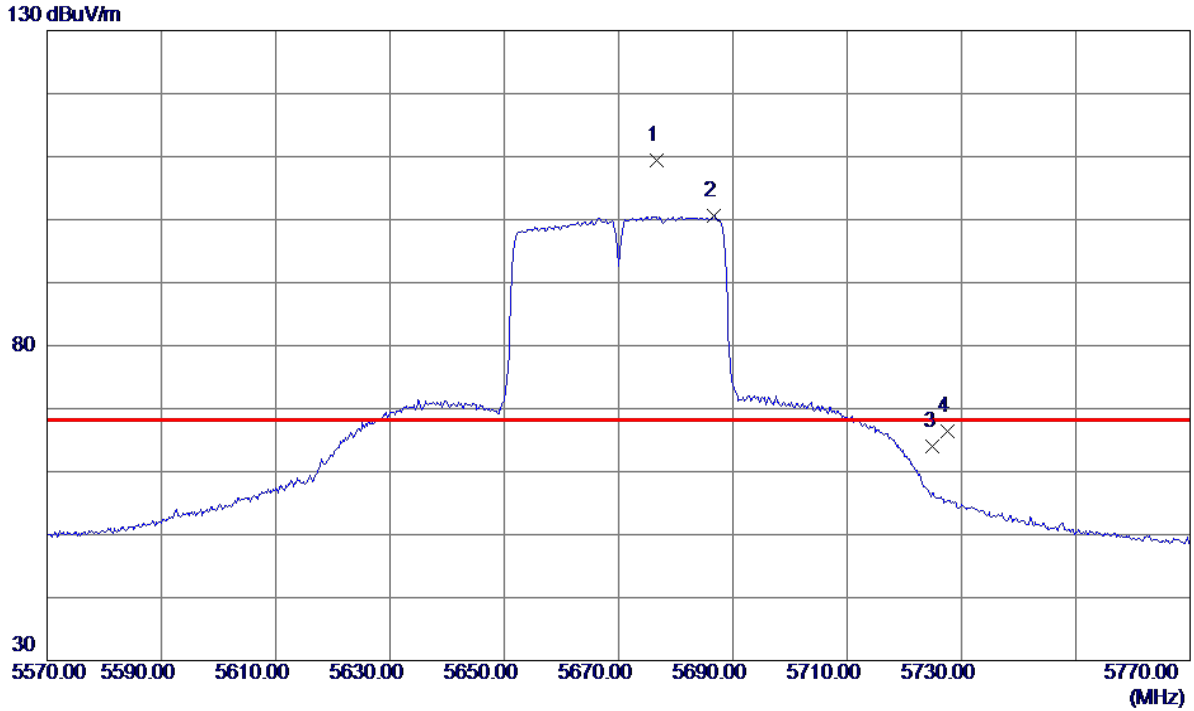


No.	Freq. MHz	Reading Level dBuV/m	Correct Factor dB	Measure ment dBuV/m	Limit dBuV/m	Margin dB	Detector	Comment
1	11339.4300	26.74	17.22	43.96	74.00	-30.04	Peak	
2	11344.7100	16.35	17.24	33.59	54.00	-20.41	AVG	
3 *	17005.0600	31.42	22.87	54.29	68.30	-14.01	Peak	



Orthogonal Axis :	X
Test Mode :	UNII-2C/ TX AC40 Mode 5670MHz

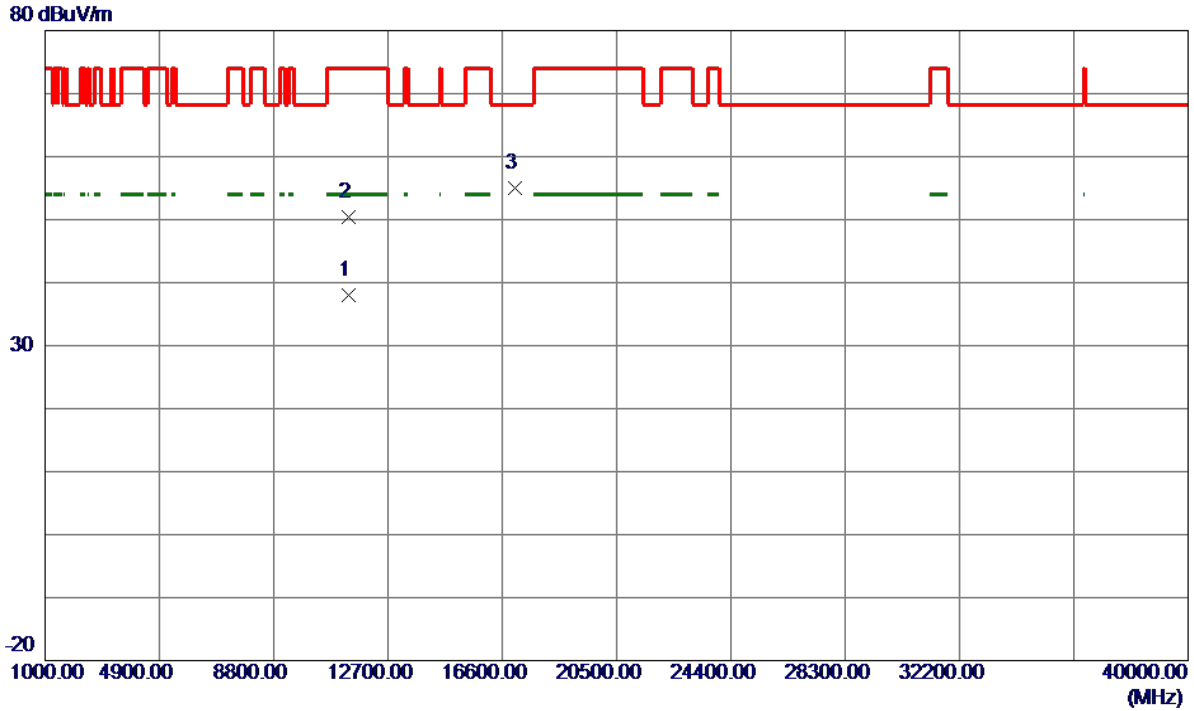
**Horizontal**



No.	Freq. MHz	Reading Level dBuV/m	Correct Factor dB	Measure ment dBuV/m	Limit dBuV/m	Margin dB	Detector	Comment
1 *	5676.6000	88.44	21.01	109.45	68.30	41.15	Peak	No Limit
2	5686.6000	79.51	21.05	100.56	68.30	32.26	Peak	No Limit
3	5725.0000	42.80	21.20	64.00	68.30	-4.30	Peak	
4	5727.6000	45.10	21.21	66.31	68.30	-1.99	Peak	

Orthogonal Axis :	X
Test Mode :	UNII-2C/ TX AC40 Mode 5670MHz

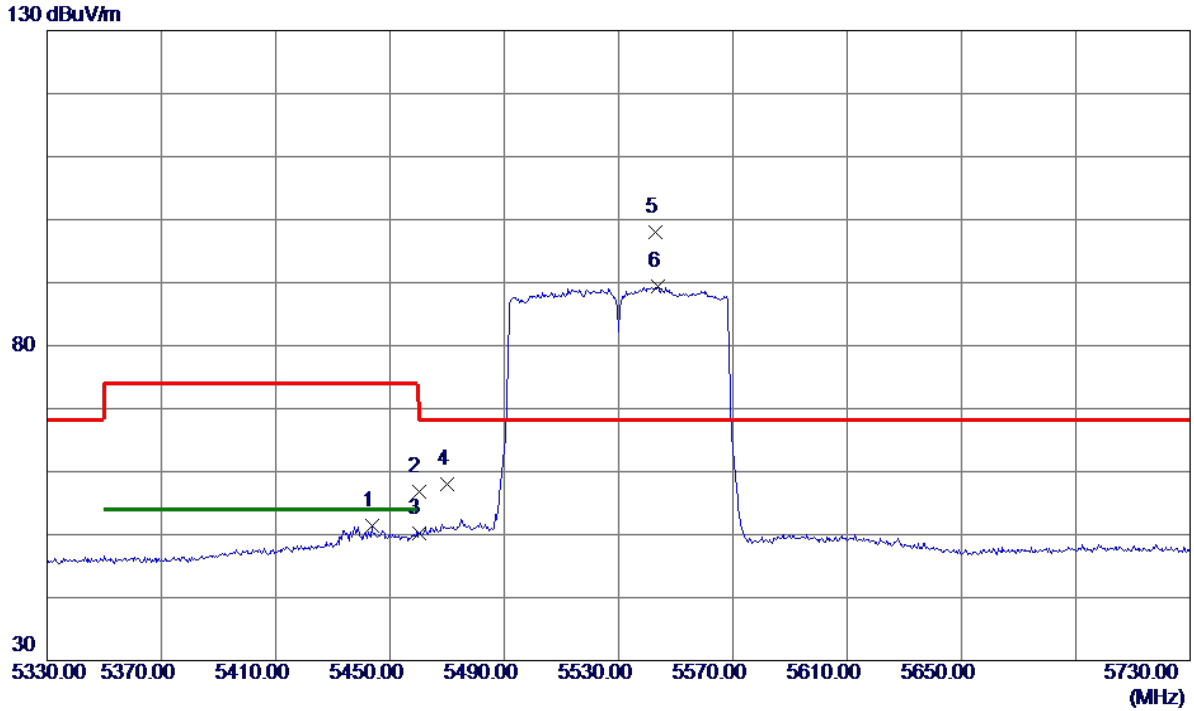
**Horizontal**



No.	Freq. MHz	Reading Level dBuV/m	Correct Factor dB	Measure ment dBuV/m	Limit dBuV/m	Margin dB	Detector	Comment
1	11335.5400	20.81	17.21	38.02	54.00	-15.98	AVG	
2	11340.5700	33.15	17.23	50.38	74.00	-23.62	Peak	
3 *	17014.0300	32.12	22.88	55.00	68.30	-13.30	Peak	

Orthogonal Axis :	X
Test Mode :	UNII-2C/ TX AC80 Mode 5530MHz

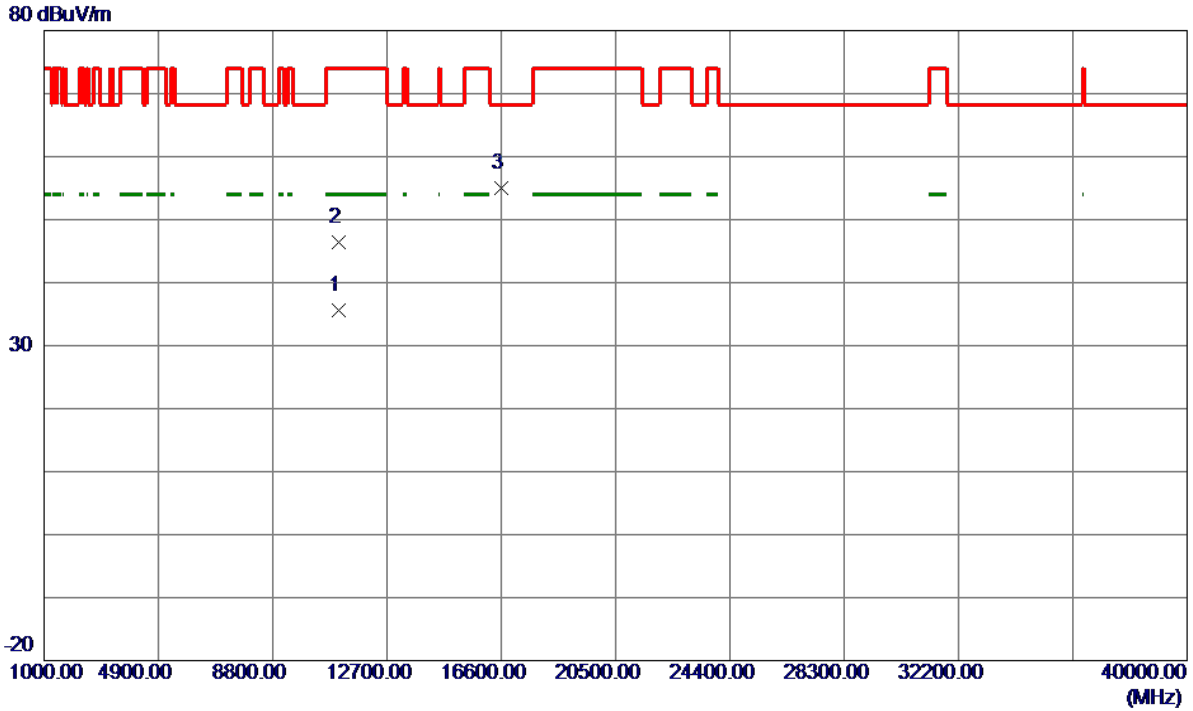
**Vertical**



No.	Freq. MHz	Reading Level dBuV/m	Correct Factor dB	Measure ment dBuV/m	Limit dBuV/m	Margin dB	Detector	Comment
1	5443.6000	31.41	19.96	51.37	54.00	-2.63	AVG	
2	5460.0000	36.74	20.06	56.80	74.00	-17.20	Peak	
3	5460.0000	30.07	20.06	50.13	54.00	-3.87	AVG	
4	5470.0000	37.97	20.12	58.09	68.30	-10.21	Peak	
5 *	5542.8000	77.52	20.47	97.99	68.30	29.69	Peak	No Limit
6	5543.6000	68.99	20.48	89.47	999.00	-909.53	AVG	No Limit

Orthogonal Axis :	X
Test Mode :	UNII-2C/ TX AC80 Mode 5530MHz

**Vertical**

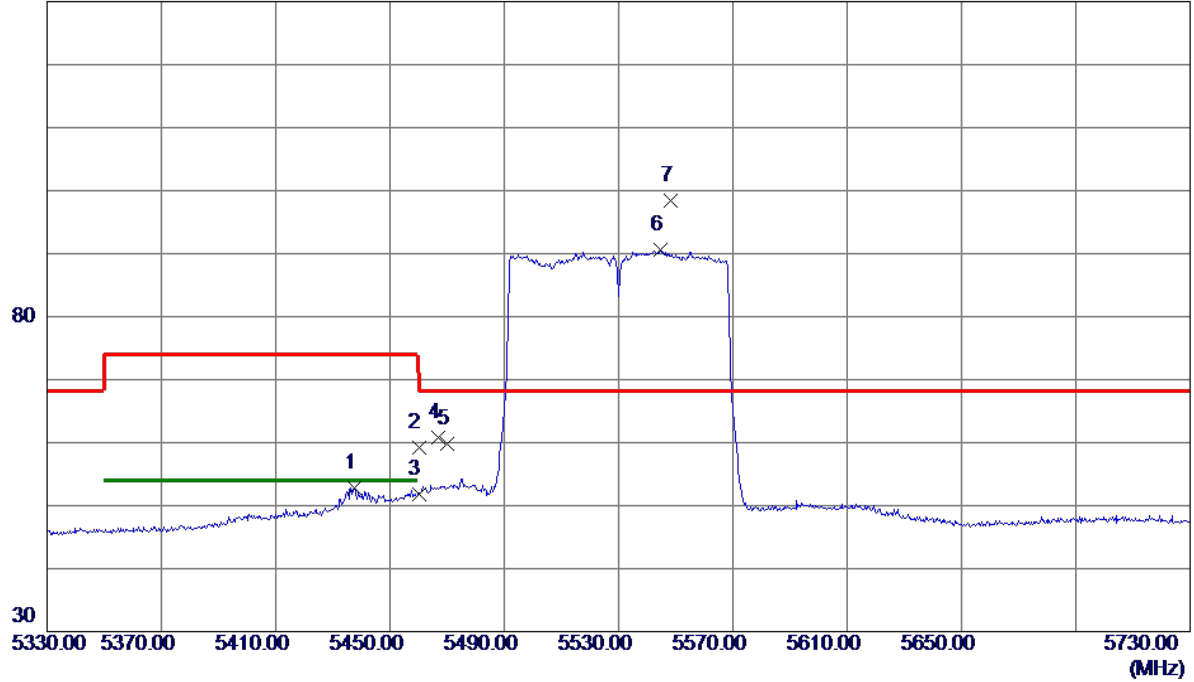


No.	Freq. MHz	Reading Level dBuV/m	Correct Factor dB	Measure ment dBuV/m	Limit dBuV/m	Margin dB	Detector	Comment
1	11055.7100	19.40	16.23	35.63	54.00	-18.37	AVG	
2	11056.2600	30.08	16.23	46.31	74.00	-27.69	Peak	
3 *	16585.2200	32.15	22.83	54.98	68.30	-13.32	Peak	

Orthogonal Axis :	X
Test Mode :	UNII-2C/ TX AC80 Mode 5530MHz

Horizontal

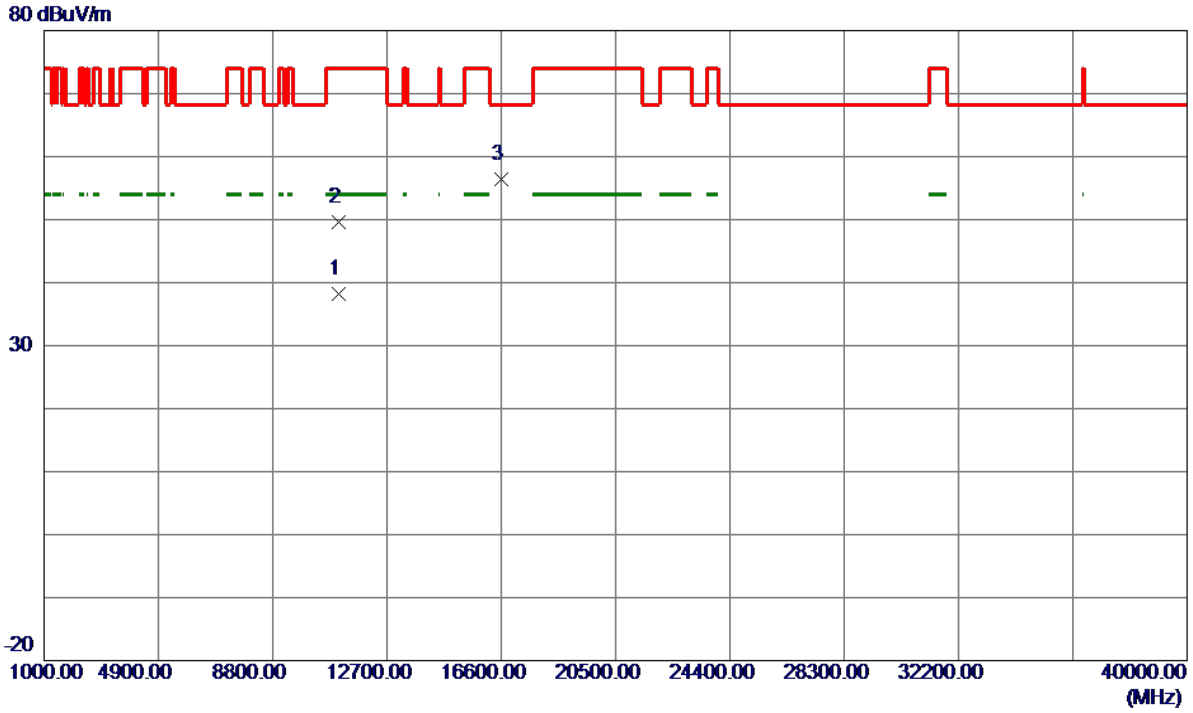
130 dBuV/m



No.	Freq. MHz	Reading Level dBuV/m	Correct Factor dB	Measure ment dBuV/m	Limit dBuV/m	Margin dB	Detector	Comment
1	5437.6000	32.83	19.93	52.76	54.00	-1.24	AVG	
2	5460.0000	39.07	20.06	59.13	74.00	-14.87	Peak	
3	5460.0000	31.69	20.06	51.75	54.00	-2.25	AVG	
4	5466.8000	40.72	20.10	60.82	68.30	-7.48	Peak	
5	5470.0000	39.65	20.12	59.77	68.30	-8.53	Peak	
6	5544.8000	70.20	20.48	90.68	999.00	-908.32	AVG	No Limit
7 *	5548.4000	77.95	20.50	98.45	68.30	30.15	Peak	No Limit

Orthogonal Axis :	X
Test Mode :	UNII-2C/ TX AC80 Mode 5530MHz

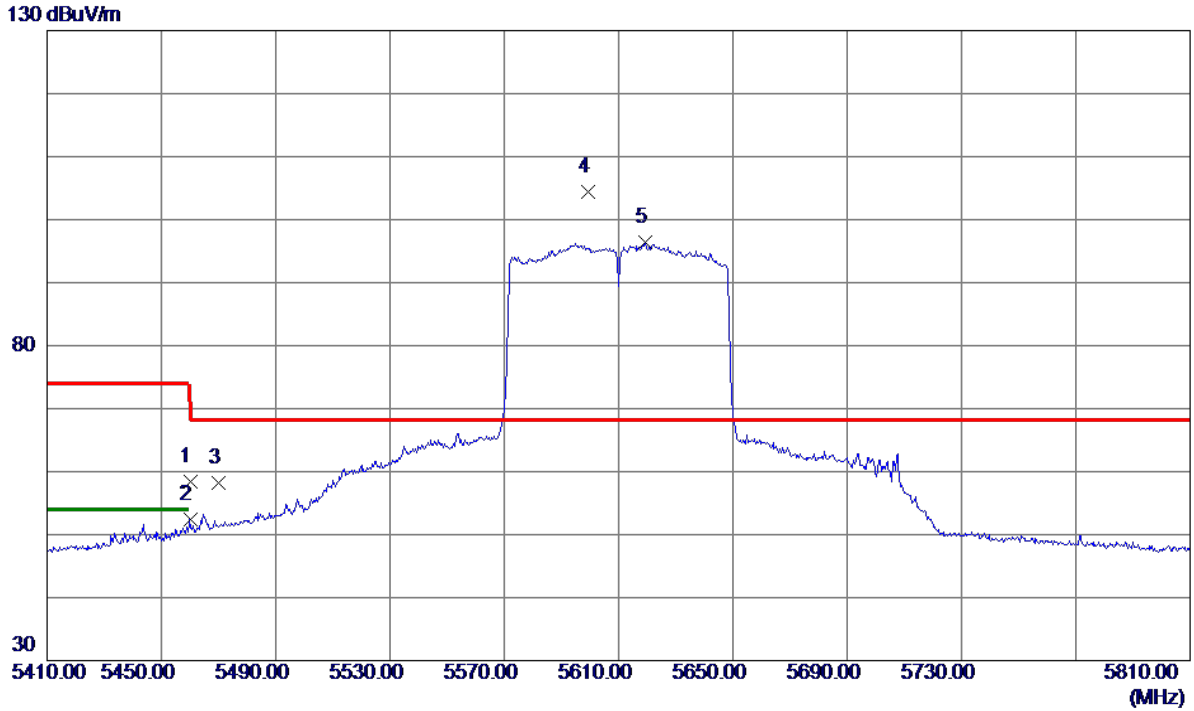
**Horizontal**



No.	Freq. MHz	Reading Level dBuV/m	Correct Factor dB	Measure ment dBuV/m	Limit dBuV/m	Margin dB	Detector	Comment
1	11059.0160	21.94	16.24	38.18	54.00	-15.82	AVG	
2	11059.5860	33.44	16.24	49.68	74.00	-24.32	Peak	
3 *	16590.4980	33.63	22.83	56.46	68.30	-11.84	Peak	

Orthogonal Axis :	X
Test Mode :	UNII-2C/ TX AC80 Mode 5610MHz

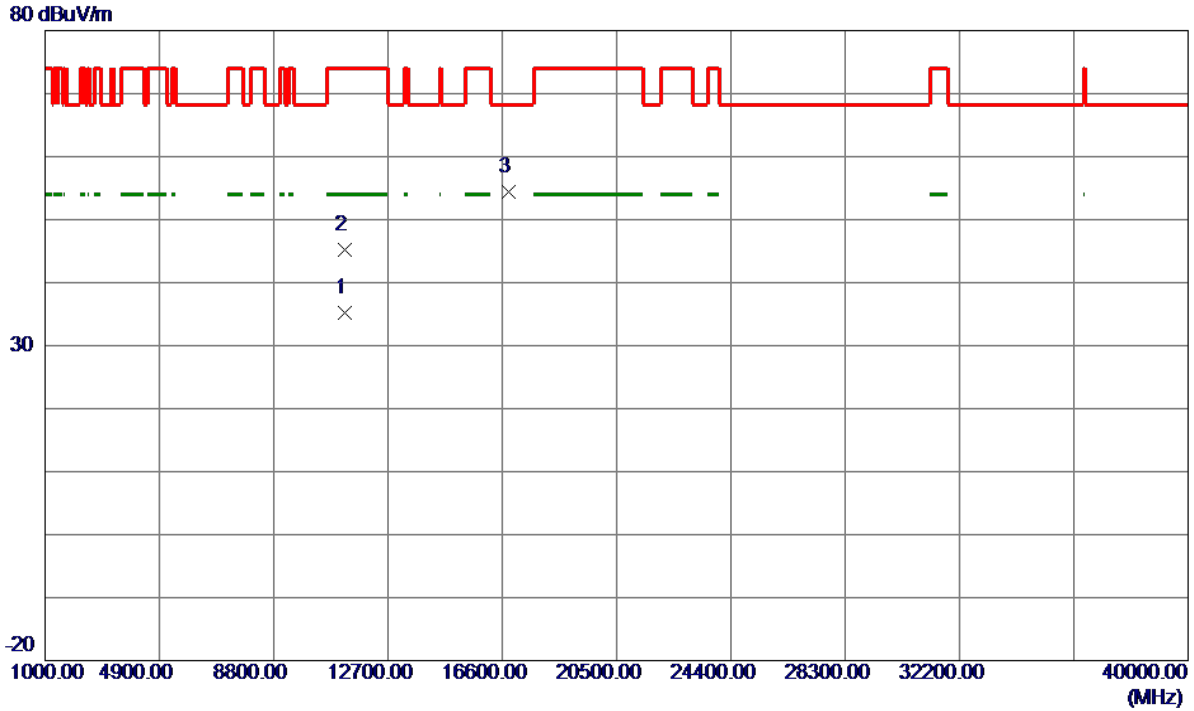
**Vertical**



No.	Freq. MHz	Reading Level dBuV/m	Correct Factor dB	Measure ment dBuV/m	Limit dBuV/m	Margin dB	Detector	Comment
1	5460.0000	38.39	20.06	58.45	74.00	-15.55	Peak	
2	5460.0000	32.36	20.06	52.42	54.00	-1.58	AVG	
3	5470.0000	38.03	20.12	58.15	68.30	-10.15	Peak	
4 *	5599.2000	83.63	20.70	104.33	68.30	36.03	Peak	No Limit
5	5619.2000	75.67	20.78	96.45	999.00	-902.55	AVG	No Limit

Orthogonal Axis :	X
Test Mode :	UNII-2C/ TX AC80 Mode 5610MHz

**Vertical**

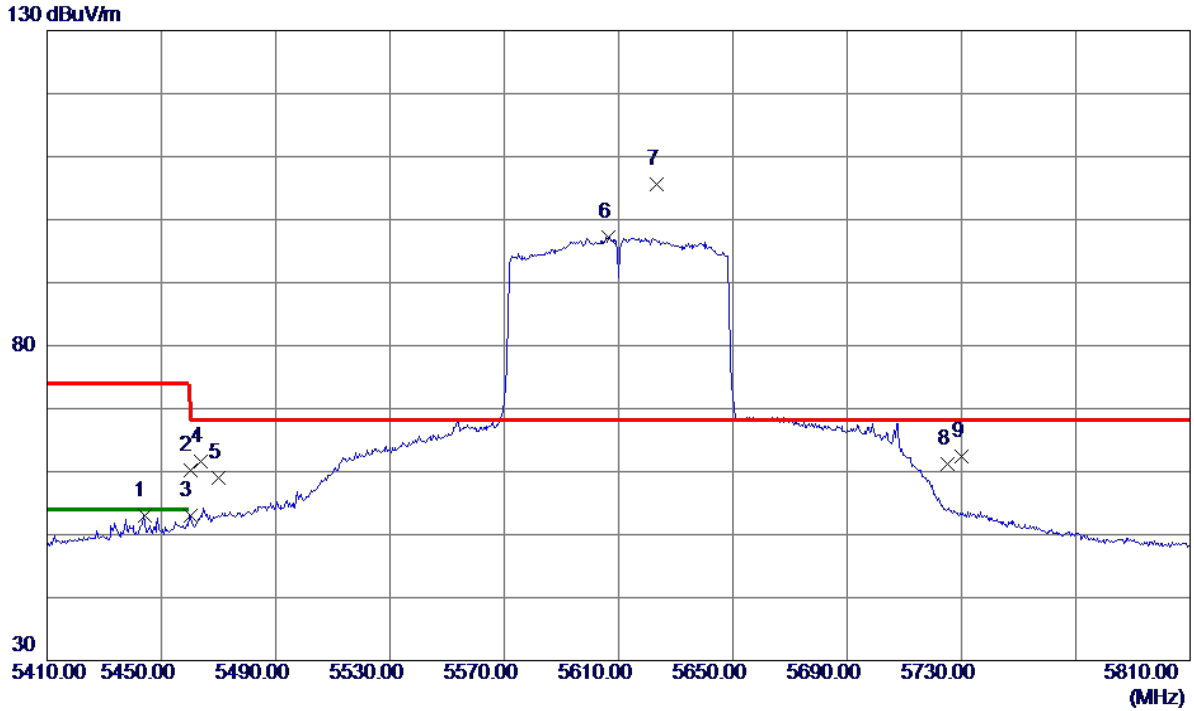


No.	Freq. MHz	Reading Level dBuV/m	Correct Factor dB	Measure ment dBuV/m	Limit dBuV/m	Margin dB	Detector	Comment
1	11215.7400	18.34	16.79	35.13	54.00	-18.87	AVG	
2	11218.5100	28.41	16.80	45.21	74.00	-28.79	Peak	
3 *	16833.1700	31.56	22.85	54.41	68.30	-13.89	Peak	



Orthogonal Axis :	X
Test Mode :	UNII-2C/ TX AC80 Mode 5610MHz

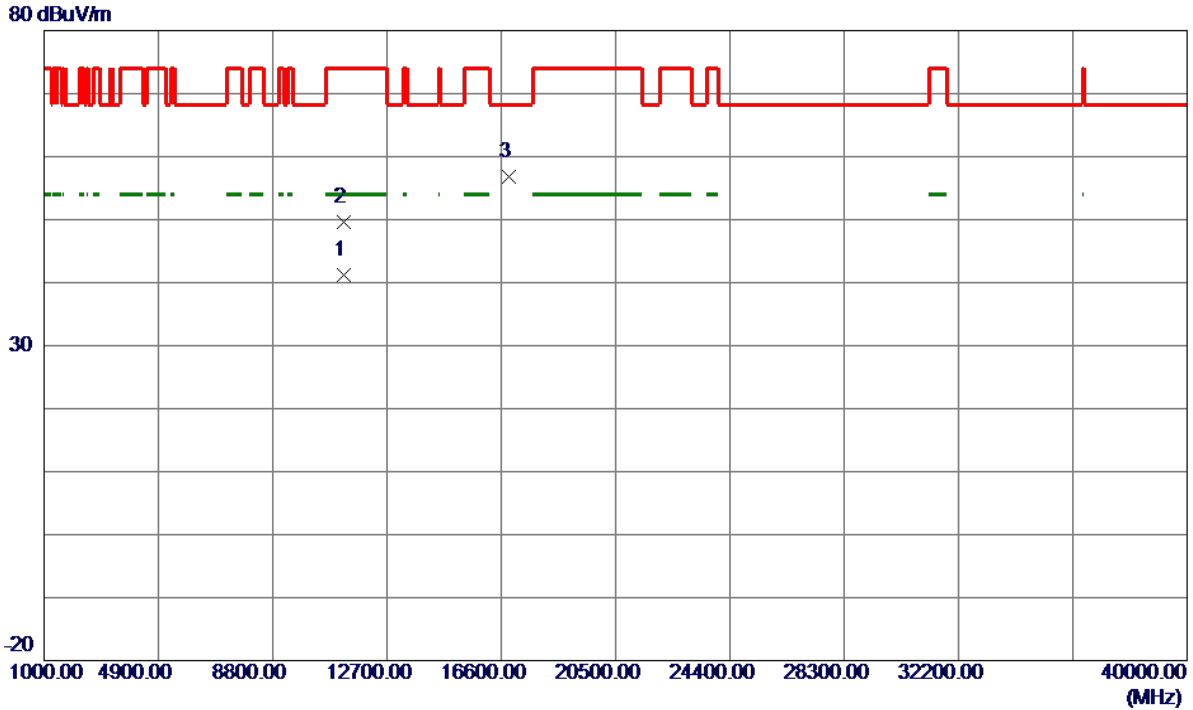
### Horizontal



No.	Freq. MHz	Reading Level dBuV/m	Correct Factor dB	Measure ment dBuV/m	Limit dBuV/m	Margin dB	Detector	Comment
1	5444.0000	33.01	19.97	52.98	54.00	-1.02	AVG	
2	5460.0000	40.13	20.06	60.19	74.00	-13.81	Peak	
3	5460.0000	32.87	20.06	52.93	54.00	-1.07	AVG	
4	5463.6000	41.48	20.09	61.57	68.30	-6.73	Peak	
5	5470.0000	38.94	20.12	59.06	68.30	-9.24	Peak	
6	5606.4000	76.54	20.73	97.27	999.00	-901.73	AVG	No Limit
7 *	5623.2000	84.77	20.79	105.56	68.30	37.26	Peak	No Limit
8	5725.0000	40.05	21.20	61.25	68.30	-7.05	Peak	
9	5730.0000	41.14	21.22	62.36	68.30	-5.94	Peak	

Orthogonal Axis :	X
Test Mode :	UNII-2C/ TX AC80 Mode 5610MHz

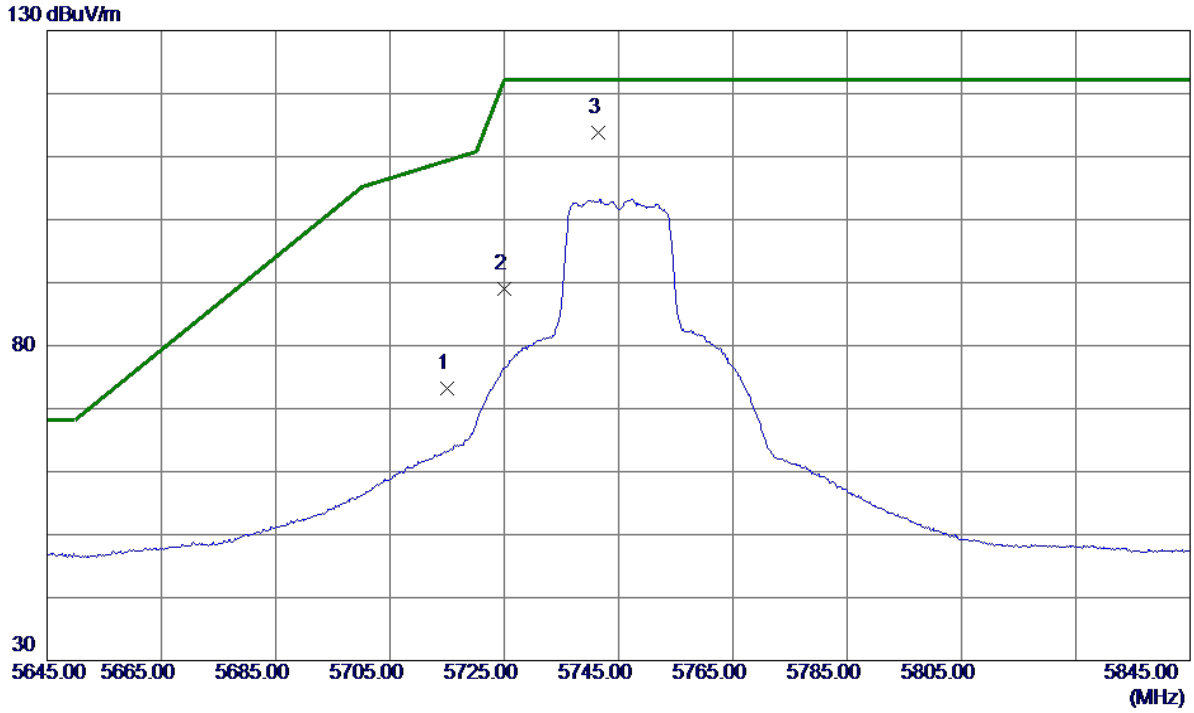
**Horizontal**



No.	Freq. MHz	Reading Level dBuV/m	Correct Factor dB	Measure ment dBuV/m	Limit dBuV/m	Margin dB	Detector	Comment
1	11241.3000	24.29	16.88	41.17	54.00	-12.83	AVG	
2	11243.6000	32.69	16.88	49.57	74.00	-24.43	Peak	
3 *	16844.1000	34.03	22.85	56.88	68.30	-11.42	Peak	

Orthogonal Axis:	X
Test Mode:	UNII-3/TX AC20 Mode 5745MHz

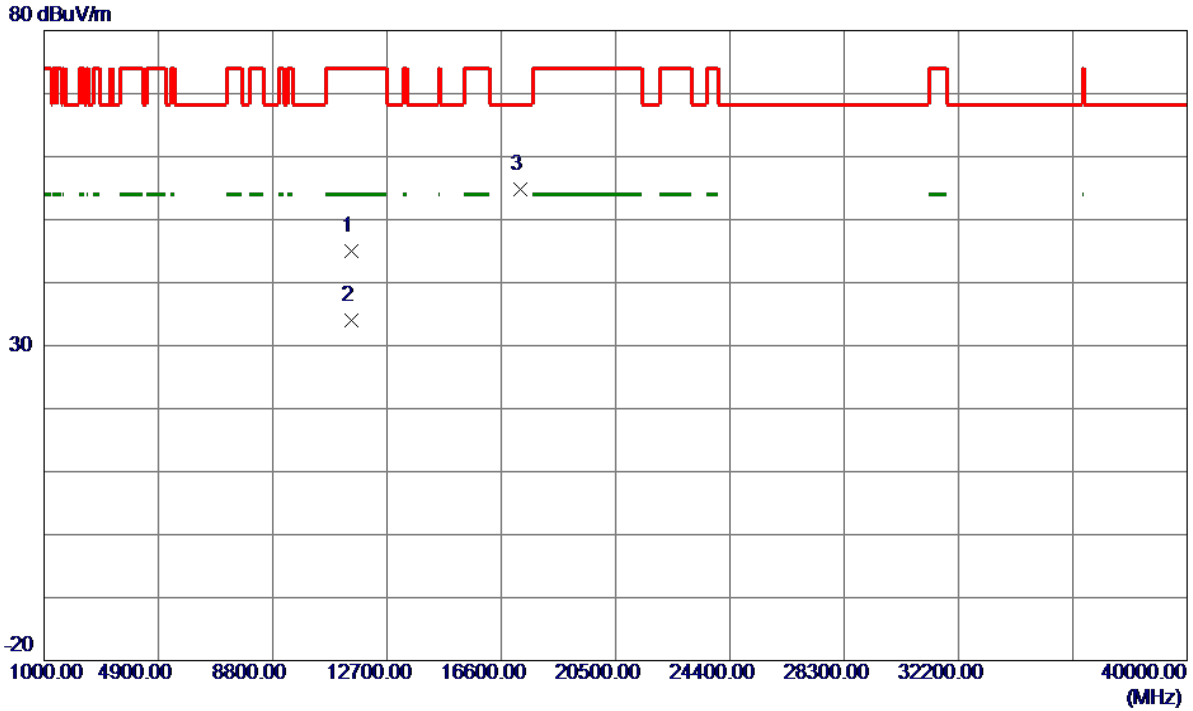
**Vertical**



No.	Freq. MHz	Reading Level dBuV/m	Correct Factor dB	Measure ment dBuV/m	Limit dBuV/m	Margin dB	Detector	Comment
1	5715.0000	51.95	21.16	73.11	109.40	-36.29	Peak	
2	5725.0000	67.76	21.20	88.96	122.20	-33.24	Peak	
3 *	5741.4000	92.51	21.26	113.77	122.20	-8.43	Peak	

Orthogonal Axis:	X
Test Mode:	UNII-3/TX AC20 Mode 5745MHz

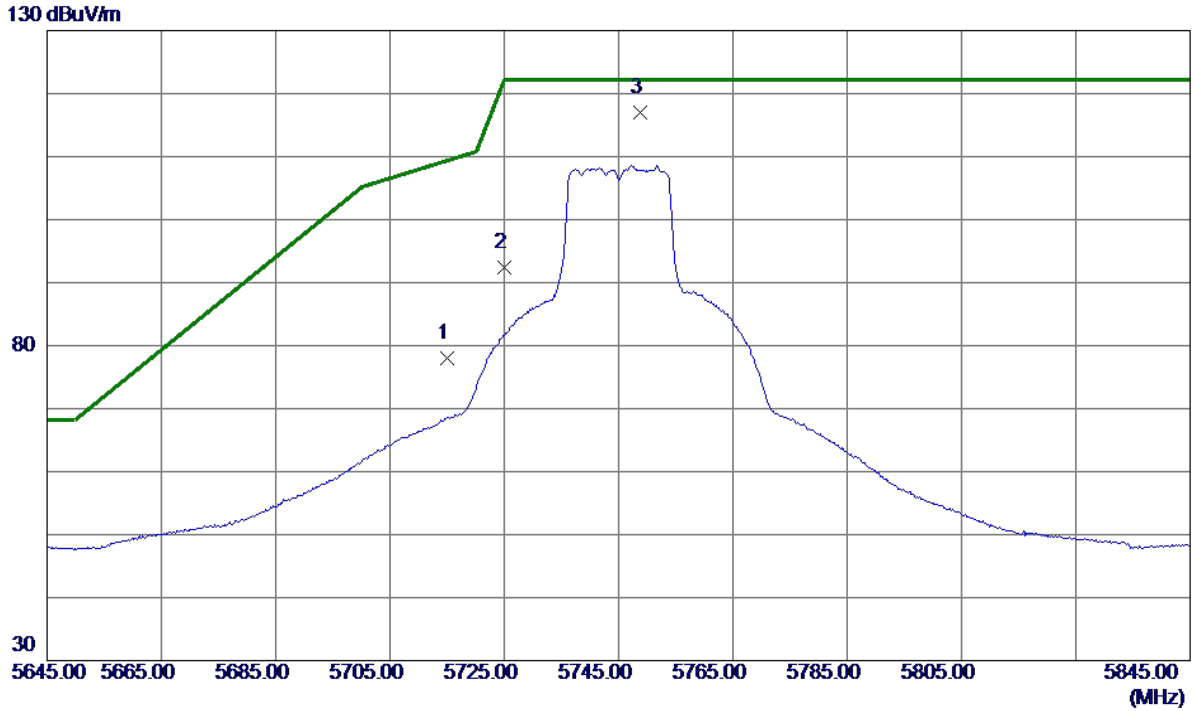
**Vertical**



No.	Freq. MHz	Reading Level dBuV/m	Correct Factor dB	Measure ment dBuV/m	Limit dBuV/m	Margin dB	Detector	Comment
1	11486.9200	27.26	17.74	45.00	74.00	-29.00	Peak	
2	11492.7800	16.23	17.76	33.99	54.00	-20.01	AVG	
3 *	17239.6500	31.71	23.15	54.86	68.30	-13.44	Peak	

Orthogonal Axis:	X
Test Mode:	UNII-3/TX AC20 Mode 5745MHz

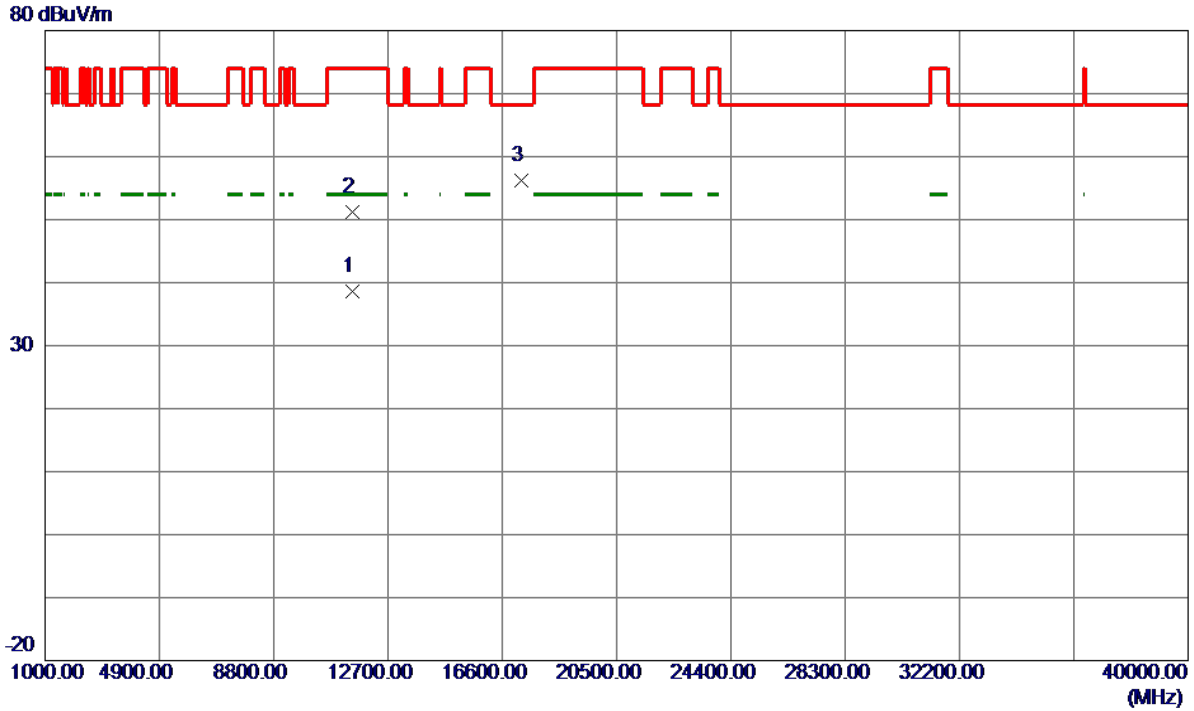
**Horizontal**



No.	Freq. MHz	Reading Level dBuV/m	Correct Factor dB	Measure ment dBuV/m	Limit dBuV/m	Margin dB	Detector	Comment
1	5715.0000	56.75	21.16	77.91	109.40	-31.49	Peak	
2	5725.0000	71.15	21.20	92.35	122.20	-29.85	Peak	
3 *	5748.8000	95.74	21.29	117.03	122.20	-5.17	Peak	

Orthogonal Axis:	X
Test Mode:	UNII-3/TX AC20 Mode 5745MHz

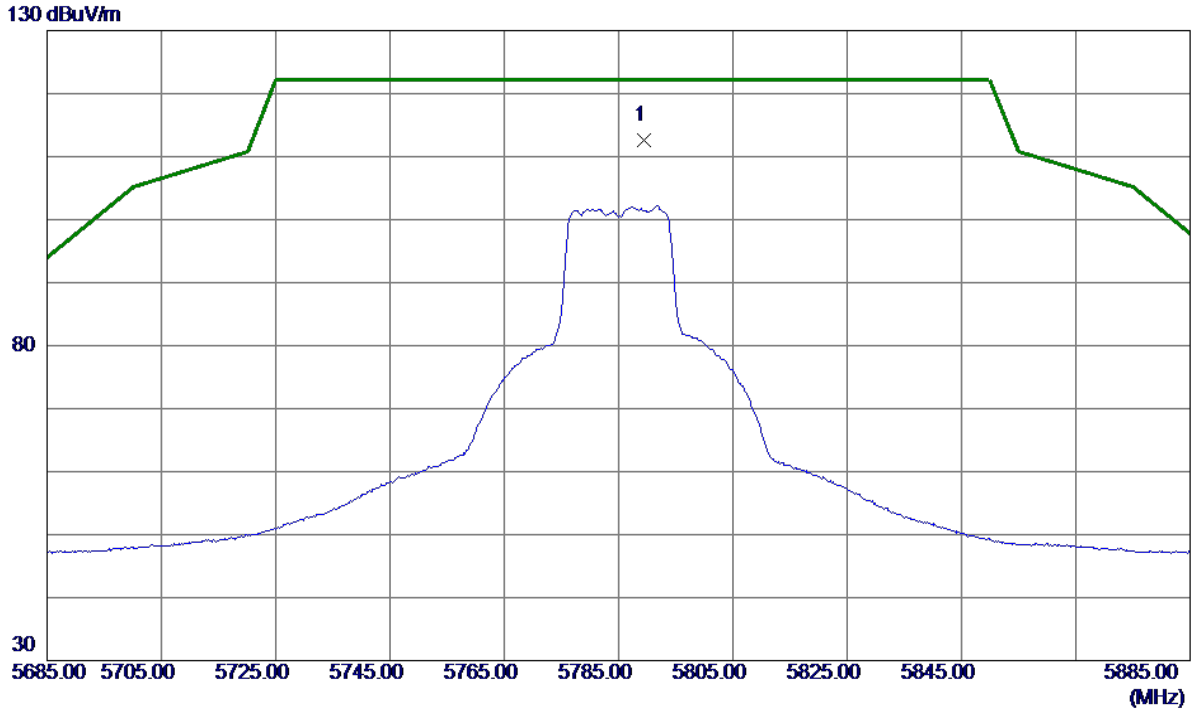
**Horizontal**



No.	Freq. MHz	Reading Level dBuV/m	Correct Factor dB	Measure ment dBuV/m	Limit dBuV/m	Margin dB	Detector	Comment
1	11489.5400	20.88	17.75	38.63	54.00	-15.37	AVG	
2	11492.9300	33.38	17.76	51.14	74.00	-22.86	Peak	
3 *	17230.8900	33.02	23.14	56.16	68.30	-12.14	Peak	

Orthogonal Axis:	X
Test Mode:	UNII-3/TX AC20 Mode 5785MHz

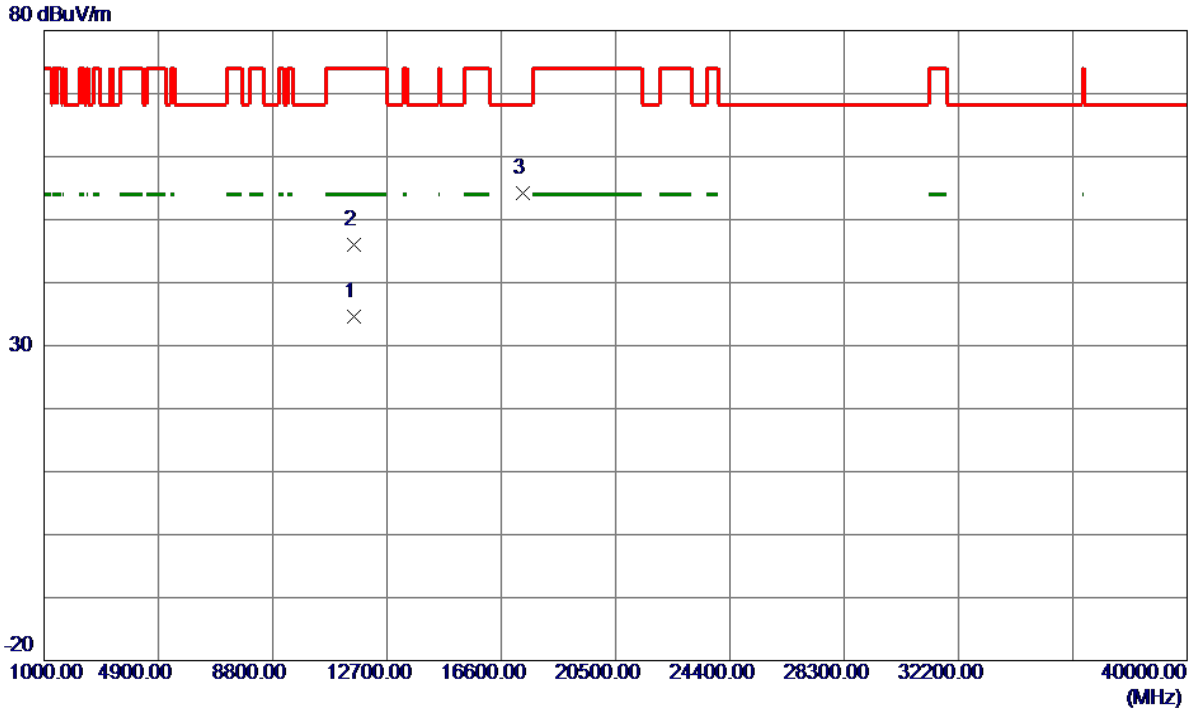
**Vertical**



No.	Freq. MHz	Reading Level dBuV/m	Correct Factor dB	Measure ment dBuV/m	Limit dBuV/m	Margin dB	Detector	Comment
1 *	5789.4000	91.07	21.45	112.52	122.20	-9.68	Peak	

Orthogonal Axis:	X
Test Mode:	UNII-3/TX AC20 Mode 5785MHz

**Vertical**

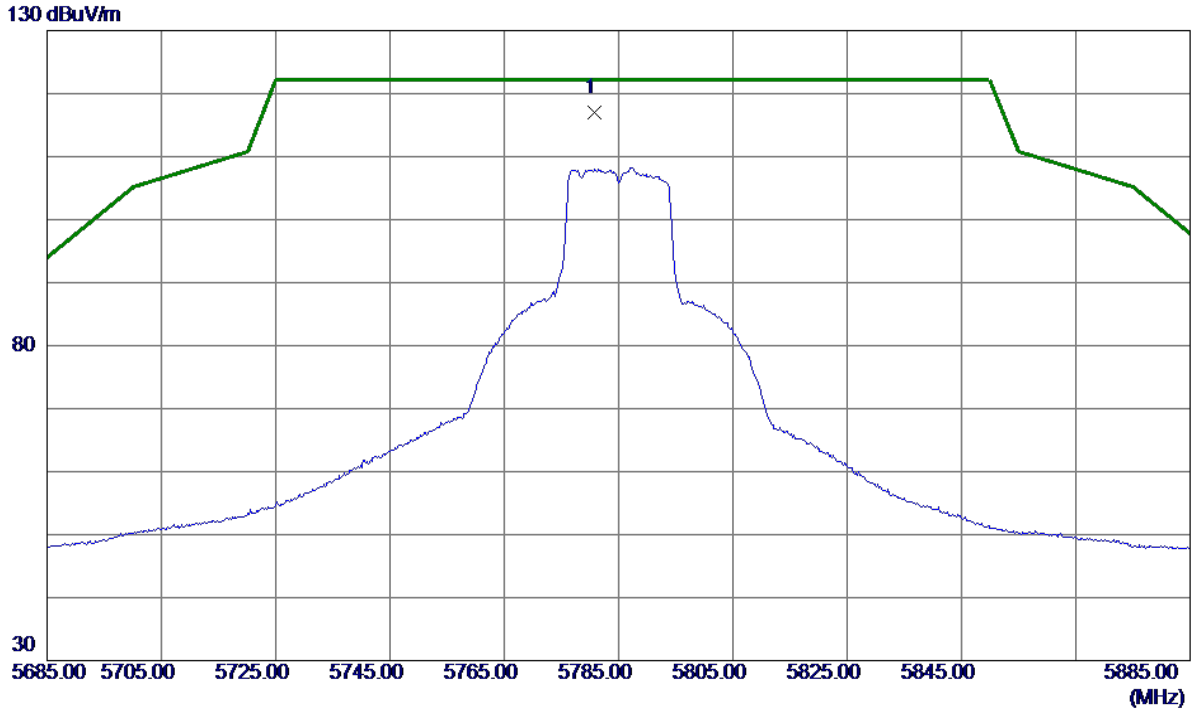


No.	Freq. MHz	Reading Level dBuV/m	Correct Factor dB	Measure ment dBuV/m	Limit dBuV/m	Margin dB	Detector	Comment
1	11568.3099	16.69	17.82	34.51	54.00	-19.49	AVG	
2	11568.6700	28.20	17.82	46.02	74.00	-27.98	Peak	
3 *	17353.8300	30.84	23.30	54.14	68.30	-14.16	Peak	



Orthogonal Axis:	X
Test Mode:	UNII-3/TX AC20 Mode 5785MHz

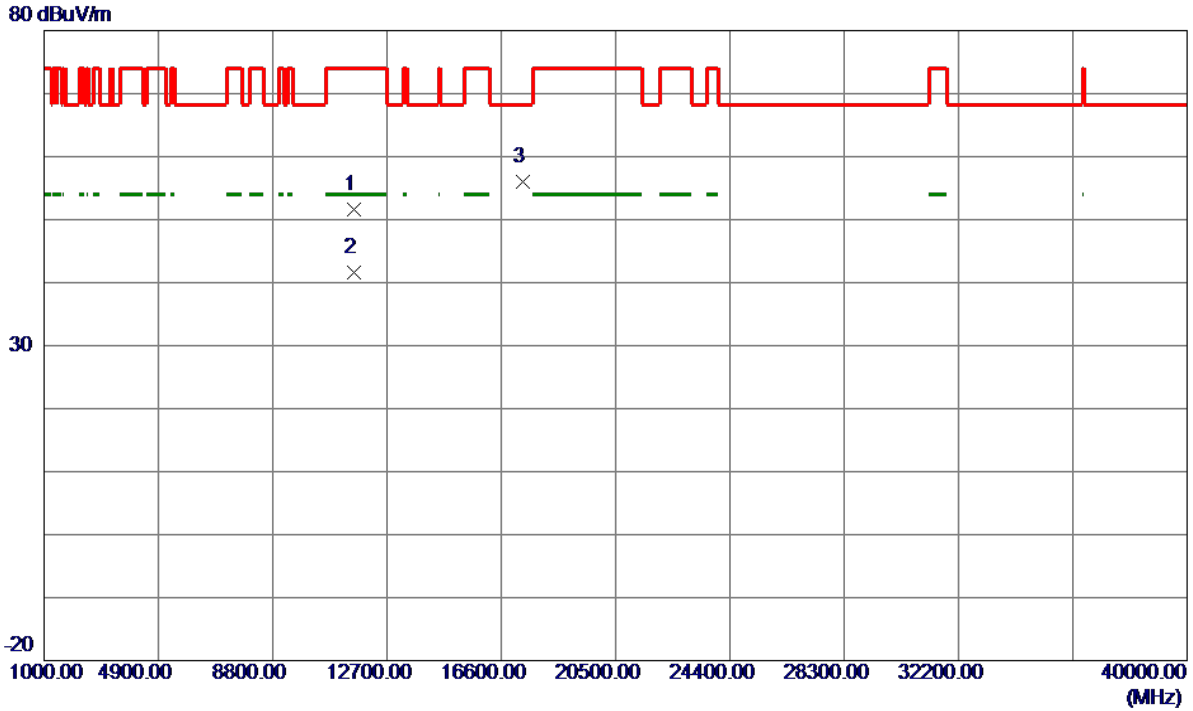
**Horizontal**



No.	Freq. MHz	Reading Level dBuV/m	Correct Factor dB	Measure ment dBuV/m	Limit dBuV/m	Margin dB	Detector	Comment
1 *	5780.8000	95.56	21.42	116.98	122.20	-5.22	Peak	

Orthogonal Axis:	X
Test Mode:	UNII-3/TX AC20 Mode 5785MHz

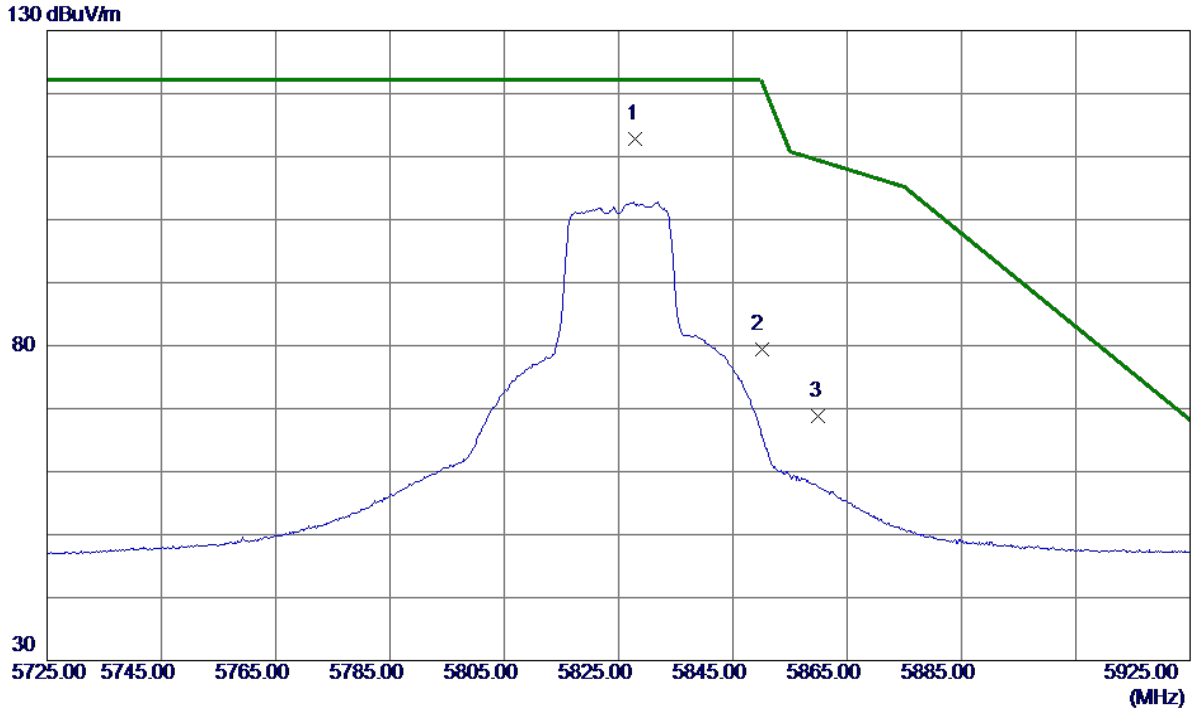
**Horizontal**



No.	Freq. MHz	Reading Level dBuV/m	Correct Factor dB	Measure ment dBuV/m	Limit dBuV/m	Margin dB	Detector	Comment
1	11566.1000	33.81	17.82	51.63	74.00	-22.37	Peak	
2 *	11567.4500	23.86	17.82	41.68	54.00	-12.32	AVG	
3	17342.8500	32.64	23.28	55.92	68.30	-12.38	Peak	

Orthogonal Axis:	X
Test Mode:	UNII-3/TX AC20 Mode 5825MHz

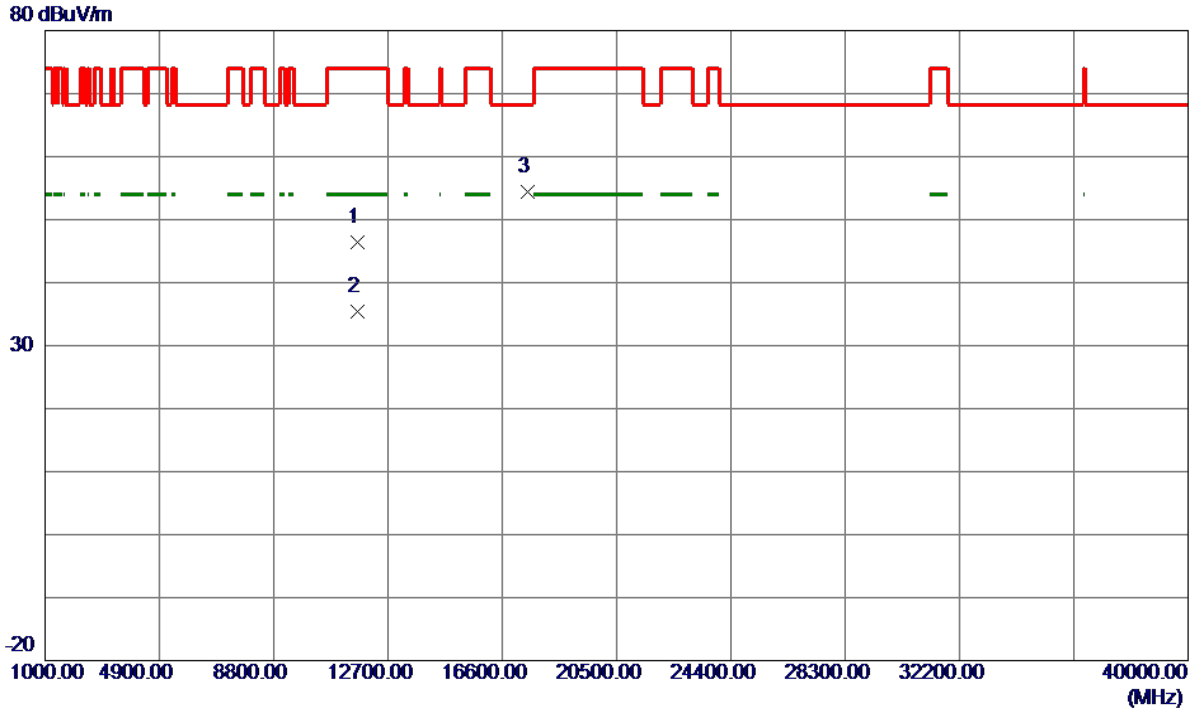
**Vertical**



No.	Freq. MHz	Reading Level dBuV/m	Correct Factor dB	Measure ment dBuV/m	Limit dBuV/m	Margin dB	Detector	Comment
1 *	5828.0000	91.24	21.61	112.85	122.20	-9.35	Peak	
2	5850.0000	57.76	21.69	79.45	122.20	-42.75	Peak	
3	5860.0000	47.09	21.73	68.82	109.40	-40.58	Peak	

Orthogonal Axis:	X
Test Mode:	UNII-3/TX AC20 Mode 5825MHz

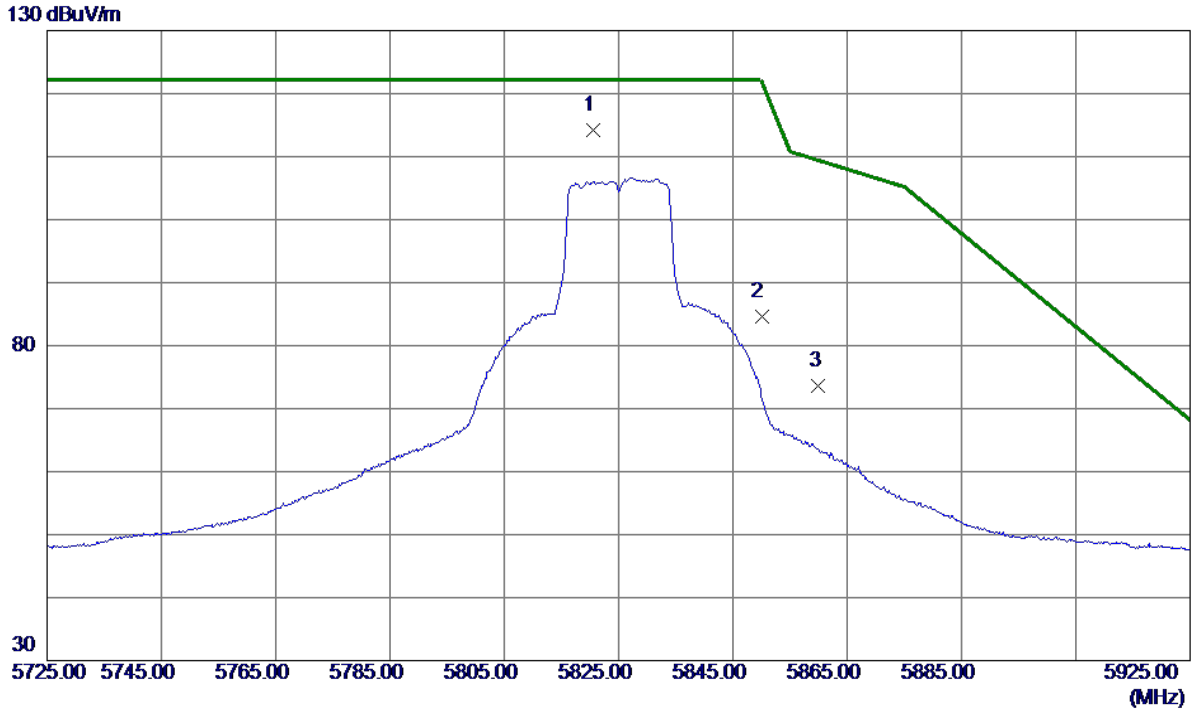
**Vertical**



No.	Freq. MHz	Reading Level dBuV/m	Correct Factor dB	Measure ment dBuV/m	Limit dBuV/m	Margin dB	Detector	Comment
1	11652.4100	28.57	17.86	46.43	74.00	-27.57	Peak	
2	11652.9200	17.46	17.86	35.32	54.00	-18.68	AVG	
3 *	17475.3100	31.02	23.44	54.46	68.30	-13.84	Peak	

Orthogonal Axis:	X
Test Mode:	UNII-3/TX AC20 Mode 5825MHz

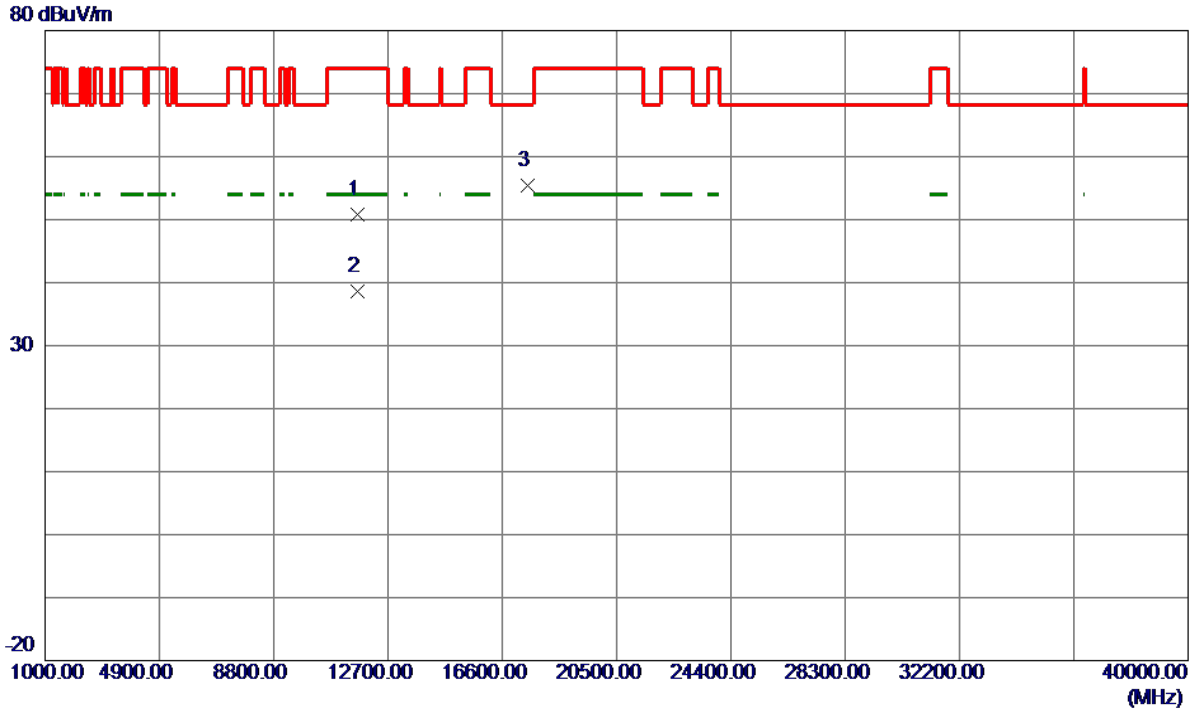
**Horizontal**



No.	Freq. MHz	Reading Level dBuV/m	Correct Factor dB	Measure ment dBuV/m	Limit dBuV/m	Margin dB	Detector	Comment
1 *	5820.6000	92.62	21.58	114.20	122.20	-8.00	Peak	
2	5850.0000	62.82	21.69	84.51	122.20	-37.69	Peak	
3	5860.0000	51.87	21.73	73.60	109.40	-35.80	Peak	

Orthogonal Axis:	X
Test Mode:	UNII-3/TX AC20 Mode 5825MHz

**Horizontal**



No.	Freq. MHz	Reading Level dBuV/m	Correct Factor dB	Measure ment dBuV/m	Limit dBuV/m	Margin dB	Detector	Comment
1	11652.0000	32.96	17.86	50.82	74.00	-23.18	Peak	
2	11653.0400	20.69	17.86	38.55	54.00	-15.45	AVG	
3 *	17476.9900	31.91	23.45	55.36	68.30	-12.94	Peak	