

MID CHANNEL DATA

TRACE MARKERS

Marker	Frequency (GHz)	Meter Reading (dBuV)	Det	AF T119 (dB/m)	Amp/Cbl/Ftr/Pad (dB)	DC Corr (dB)	Corrected Reading (dBuV/m)	Avg Limit (dBuV/m)	Margin (dB)	Peak Limit (dBuV/m)	PK Margin (dB)	UNII Non-Restricted (dBuV/m)	PK Margin (dB)	Azimuth (Degs)	Height (cm)	Polarity
1	* 1.21	37.79	PK	29	-32.7	0	34.09	-	-	74	-39.91	-	-	0-360	100	V
6	* 11.938	27.39	PK	39.1	-23.6	0	42.89	-	-	74	-31.11	-	-	0-360	100	H
5	* 15.684	32.05	PK	40.4	-25.8	0	46.65	-	-	74	-27.35	-	-	0-360	100	V
2	1.725	35.21	PK	29.3	-31.5	0	33.01	-	-	-	-	68.2	-35.19	0-360	200	V
3	3.487	36.84	PK	32.8	-30.9	0	38.74	-	-	-	-	68.2	-29.46	0-360	200	V
4	6.974	34.26	PK	35.6	-28.1	0	41.76	-	-	-	-	68.2	-26.44	0-360	200	V

* - indicates frequency in CFR15.205/IC7.2.2 Restricted Band

PK - Peak detector

RADIATED EMISSIONS

Frequency (GHz)	Meter Reading (dBuV)	Det	AF T119 (dB/m)	Amp/Cbl/Ftr/Pad (dB)	DC Corr (dB)	Corrected Reading (dBuV/m)	Avg Limit (dBuV/m)	Margin (dB)	Peak Limit (dBuV/m)	PK Margin (dB)	UNII Non-Restricted (dBuV/m)	PK Margin (dB)	Azimuth (Degs)	Height (cm)	Polarity
* 1.21	45.08	PK1	29	-32.7	0	41.38	-	-	74	-32.62	-	-	329	158	V
* 1.21	38.59	AD1	29	-32.7	1.07	35.96	54	-18.04	-	-	-	-	329	158	V
* 11.938	36.86	PK1	39.1	-23.6	0	52.36	-	-	74	-21.64	-	-	68	135	H
* 11.939	24.73	AD1	39.1	-23.6	1.07	41.30	54	-12.70	-	-	-	-	68	135	H
* 15.684	45.43	PK1	40.4	-25.8	0	60.03	-	-	74	-13.97	-	-	331	383	V
* 15.684	31.51	AD1	40.4	-25.8	1.07	47.18	54	-6.82	-	-	-	-	331	383	V
1.725	47.17	PK1	29.3	-31.5	0	44.97	-	-	-	-	68.2	-23.23	95	258	V
1.725	31.87	AD1	29.3	-31.5	1.07	30.74	-	-	-	-	-	-	95	258	V
3.486	43.8	PK1	32.8	-31	0	45.6	-	-	-	-	68.2	-22.6	114	206	V
3.487	33.39	AD1	32.8	-31	1.07	36.26	-	-	-	-	-	-	114	206	V
6.973	42.28	PK1	35.6	-28.1	0	49.78	-	-	-	-	68.2	-18.42	177	191	V
6.973	34.02	AD1	35.6	-28.1	1.07	42.59	-	-	-	-	-	-	177	191	V

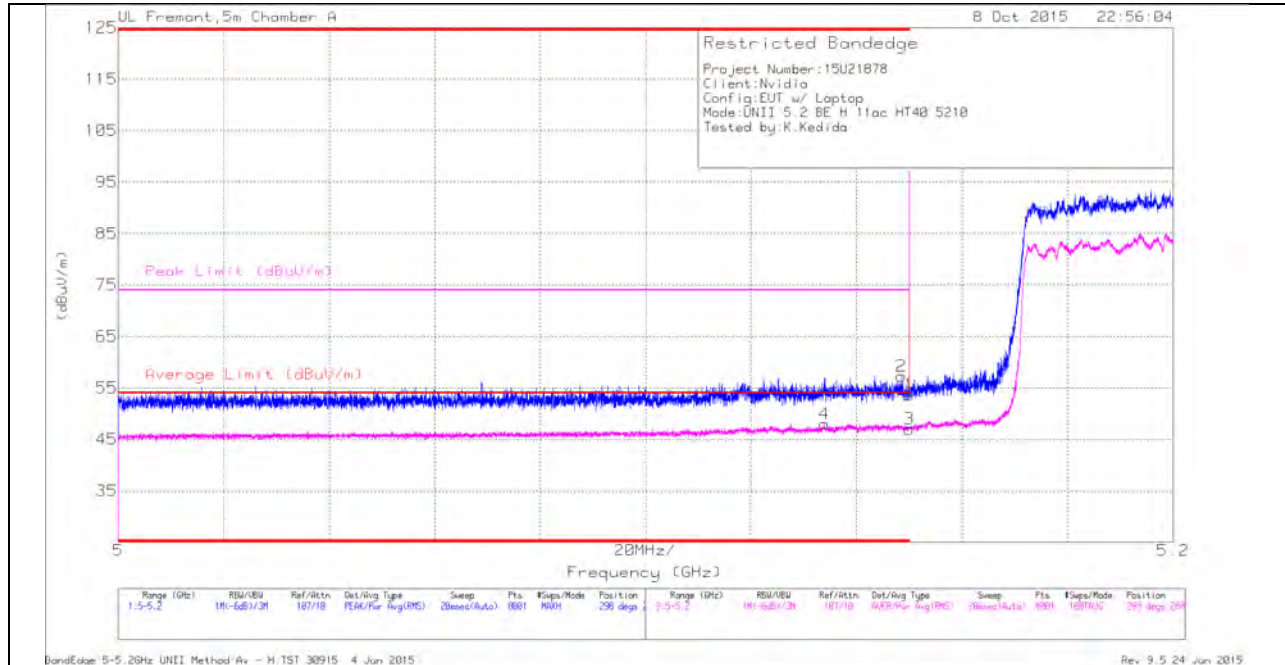
* - indicates frequency in CFR15.205/IC7.2.2 Restricted Band

PK1 - KDB789033 Method: Peak

AD1 - KDB789033 Method: AD Primary Power Average

10.1.5. TX ABOVE 1 GHz 802.11ac HT80 MODE IN THE 5.2 GHz BAND
RESTRICTED BANDEDGE (LOW CHANNEL)

HORIZONTAL PEAK AND AVERAGE PLOT



HORIZONTAL DATA

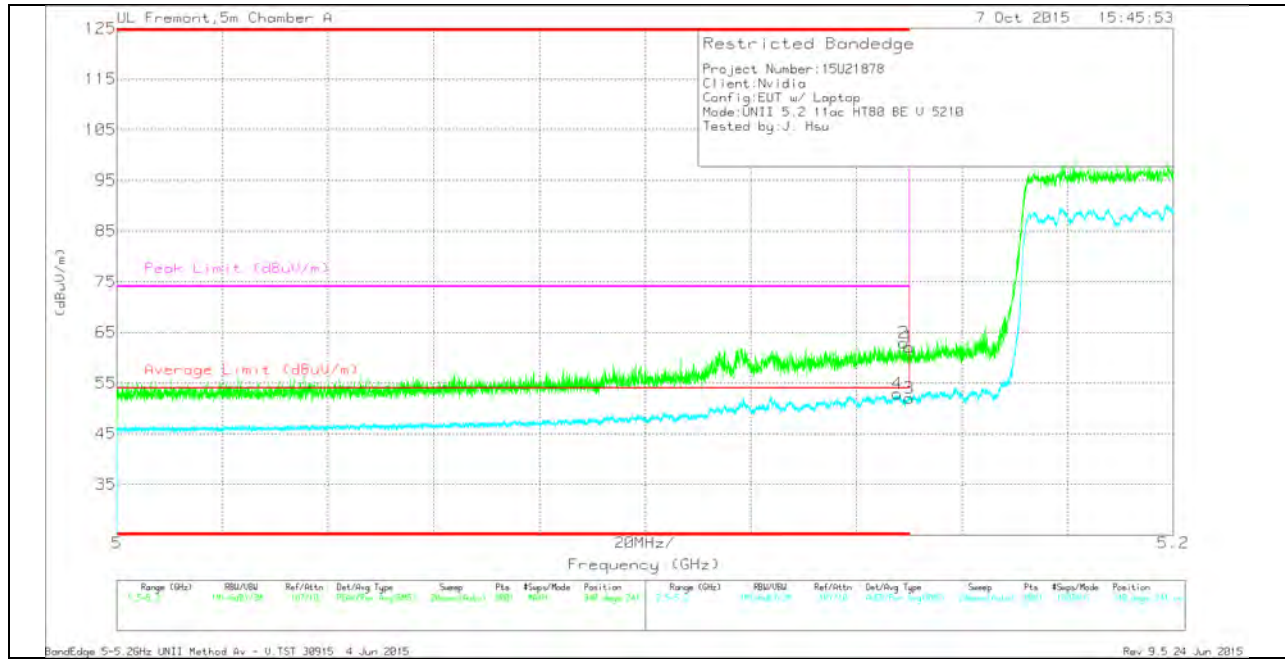
Marker	Frequency (GHz)	Meter Reading (dBuV)	Det	AF T136 (dB/m)	Amp/Cbl/Fit r/Pad (dB)	DC Corr (dB)	Corrected Reading (dBuV/m)	Average Limit (dBuV/m)	Margin (dB)	Peak Limit (dBuV/m)	PK Margin (dB)	Azimuth (Degs)	Height (cm)	Polarity
1	* 5.15	40.12	Pk	34.2	-20.7	0	53.62	-	-	74	-20.38	298	288	H
2	* 5.148	43.78	Pk	34.2	-20.7	0	57.28	-	-	74	-16.72	298	288	H
3	* 5.15	31.67	RMS	34.2	-20.7	1.82	46.99	54	-7.01	-	-	298	288	H
4	* 5.134	32.79	RMS	34.2	-20.8	1.82	48.01	54	-5.99	-	-	298	288	H

* - indicates frequency in CFR15.205/IC7.2.2 Restricted Band

Pk - Peak detector

RMS - RMS detection

VERTICAL PEAK AND AVERAGE PLOT



VERTICAL DATA

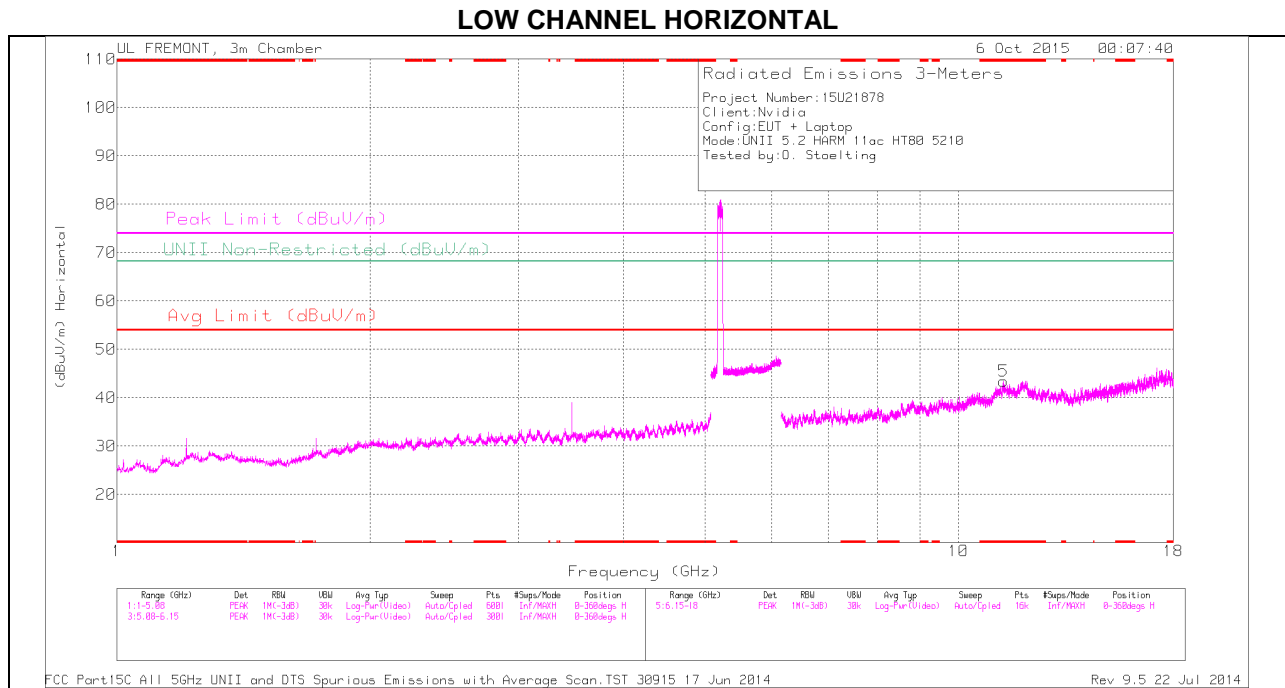
Marker	Frequency (GHz)	Meter Reading (dBuV)	Det	AF T136 (dB/m)	Amp/Cbl/Fit r/Pad (dB)	DC Corr (dB)	Corrected Reading (dBuV/m)	Average Limit (dBuV/m)	Margin (dB)	Peak Limit (dBuV/m)	PK Margin (dB)	Azimuth (Degs)	Height (cm)	Polarity
1	* 5.15	48.62	Pk	34.2	-20.7	0	62.12	-	-	74	-11.88	340	241	V
2	* 5.149	49.48	Pk	34.2	-20.7	0	62.98	-	-	74	-11.02	340	241	V
3	* 5.15	36.7	RMS	34.2	-20.7	1.82	52.02	54	-1.98	-	-	340	241	V
4	* 5.148	37.62	RMS	34.2	-20.7	1.82	52.94	54	-1.06	-	-	340	241	V

* - indicates frequency in CFR15.205/IC7.2.2 Restricted Band

Pk - Peak detector

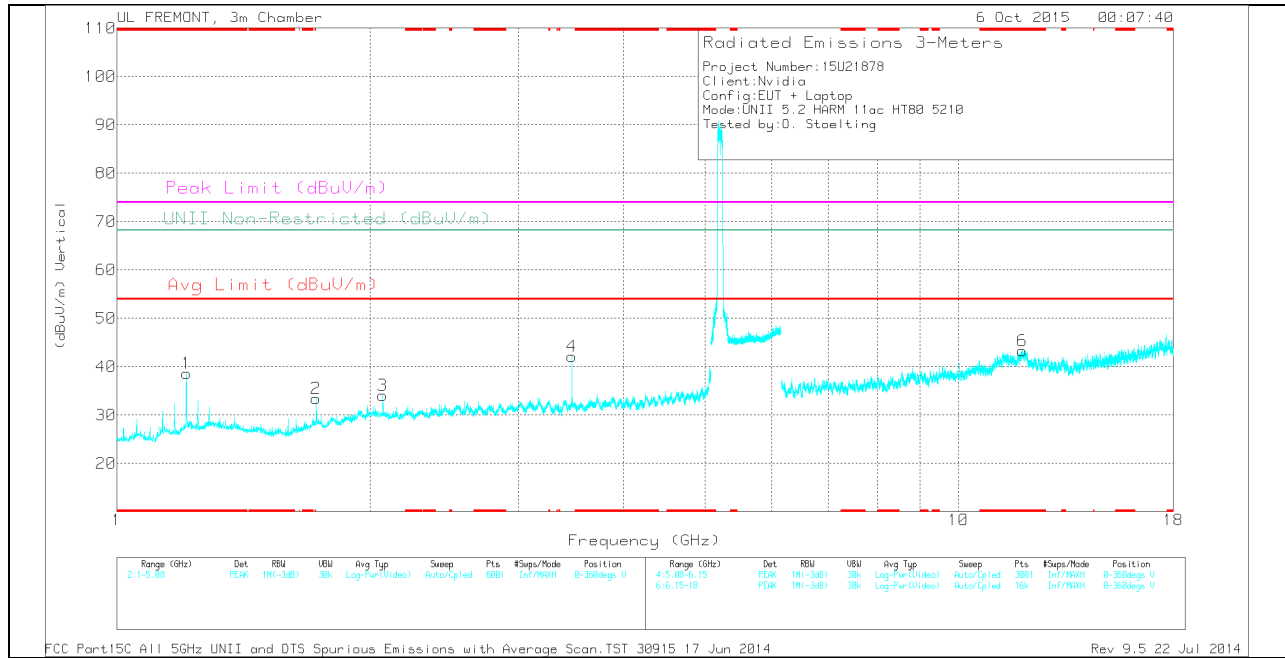
RMS - RMS detection

HARMONICS AND SPURIOUS EMISSIONS



Note: Emission was scanned up to 40GHz; No emissions were detected above the noise floor which was at least 20dB below the specification limit.

LOW CHANNEL VERTICAL



Note: Emission was scanned up to 40GHz; No emissions were detected above the noise floor which was at least 20dB below the specification limit.

LOW CHANNEL DATA

TRACE MARKERS

Marker	Frequency (GHz)	Meter Reading (dBuV)	Det	AF T119 (dB/m)	Amp/Cbl/Filr/Pad (dB)	DC Corr (dB)	Corrected Reading (dBuV/m)	Avg Limit (dBuV/m)	Margin (dB)	Peak Limit (dBuV/m)	PK Margin (dB)	UNII Non-Restricted (dBuV/m)	PK Margin (dB)	Azimuth (Degs)	Height (cm)	Polarity
1	* 1.209	42.33	PK	29	-32.7	0	38.63	-	-	74	-35.37	-	-	0-360	100	V
5	* 11.303	28.13	PK	38.1	-22.8	0	43.43	-	-	74	-30.57	-	-	0-360	100	H
6	* 11.909	27.75	PK	39.1	-23.5	0	43.35	-	-	74	-30.65	-	-	0-360	200	V
2	1.725	35.58	PK	29.3	-31.5	0	33.38	-	-	-	-	68.2	-34.82	0-360	200	V
3	2.07	34.51	PK	31.5	-31.9	0	34.11	-	-	-	-	68.2	-34.09	0-360	100	V
4	3.473	40.04	PK	32.8	-30.7	0	42.14	-	-	-	-	68.2	-26.06	0-360	100	V

* - indicates frequency in CFR15.205/IC7.2.2 Restricted Band
 PK - Peak detector

RADIATED EMISSIONS

Frequency (GHz)	Meter Reading (dBuV)	Det	AF T119 (dB/m)	Amp/Cbl/Filr/Pad (dB)	DC Corr (dB)	Corrected Reading (dBuV/m)	Avg Limit (dBuV/m)	Margin (dB)	Peak Limit (dBuV/m)	PK Margin (dB)	UNII Non-Restricted (dBuV/m)	PK Margin (dB)	Azimuth (Degs)	Height (cm)	Polarity
* 1.21	46.69	PK1	29	-32.7	0	42.99	-	-	74	-31.01	-	-	177	100	V
* 1.21	41.13	AD1	29	-32.7	1.82	39.25	54	-14.75	-	-	-	-	177	100	V
* 11.304	36.68	PK1	38.1	-22.9	0	51.88	-	-	74	-22.12	-	-	308	107	H
* 11.305	24.62	AD1	38.1	-22.9	1.82	41.64	54	-12.36	-	-	-	-	308	107	H
* 11.911	37.04	PK1	39.1	-23.6	0	52.54	-	-	74	-21.46	-	-	249	397	V
* 11.911	24.83	AD1	39.1	-23.6	1.82	42.15	54	-11.85	-	-	-	-	249	397	V
1.725	44.64	PK1	29.3	-31.5	0	42.44	-	-	-	-	68.2	-25.76	161	358	V
1.725	30.57	AD1	29.3	-31.5	1.82	30.19	-	-	-	-	-	-	161	358	V
2.07	46.04	PK1	31.5	-31.9	0	45.64	-	-	-	-	68.2	-22.56	163	380	V
2.07	30.98	AD1	31.5	-31.9	1.82	32.40	-	-	-	-	-	-	163	380	V
3.473	45.56	PK1	32.8	-30.7	0	47.66	-	-	-	-	68.2	-20.54	25	106	V
3.473	36.73	AD1	32.8	-30.7	1.82	40.65	-	-	-	-	-	-	25	106	V

* - indicates frequency in CFR15.205/IC7.2.2 Restricted Band

PK1 - KDB789033 Method: Peak

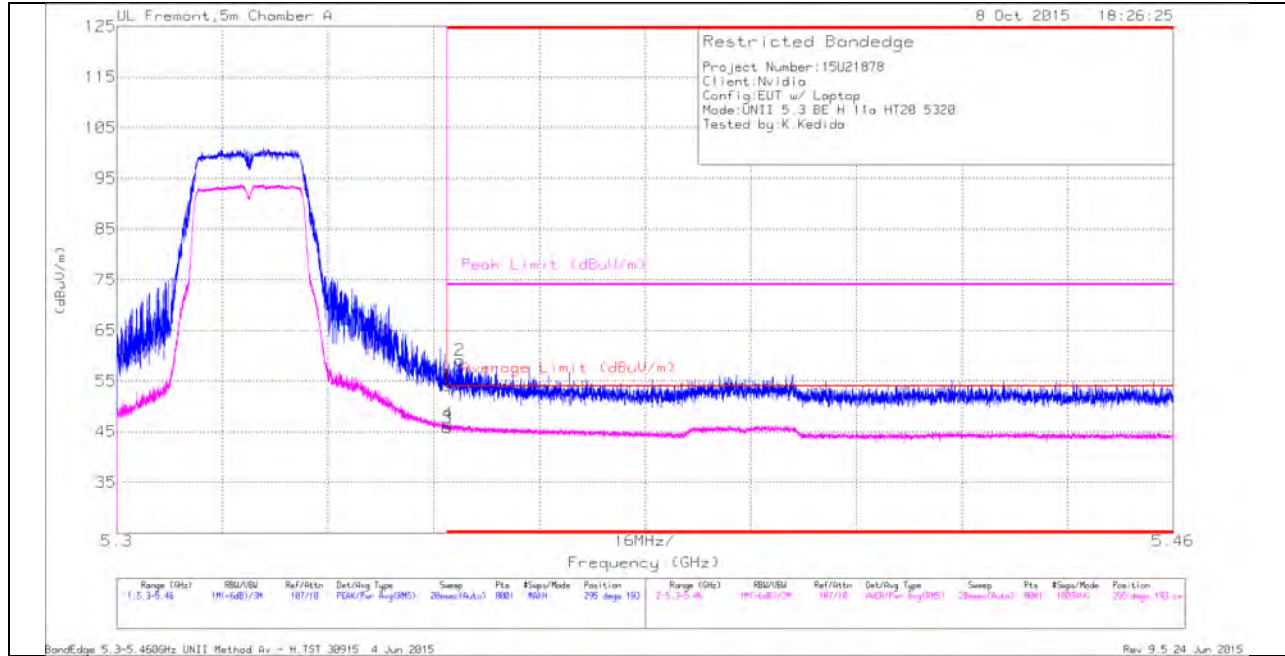
AD1 - KDB789033 Method: AD Primary Power Average

10.2. 5.3 GHz

10.2.1. TX ABOVE 1 GHz 802.11a SISO MODE IN THE 5.3 GHz BAND (Chain 0)

AUTHORIZED BANDEDGE (HIGH CHANNEL)

HORIZONTAL PEAK AND AVERAGE PLOT



HORIZONTAL DATA

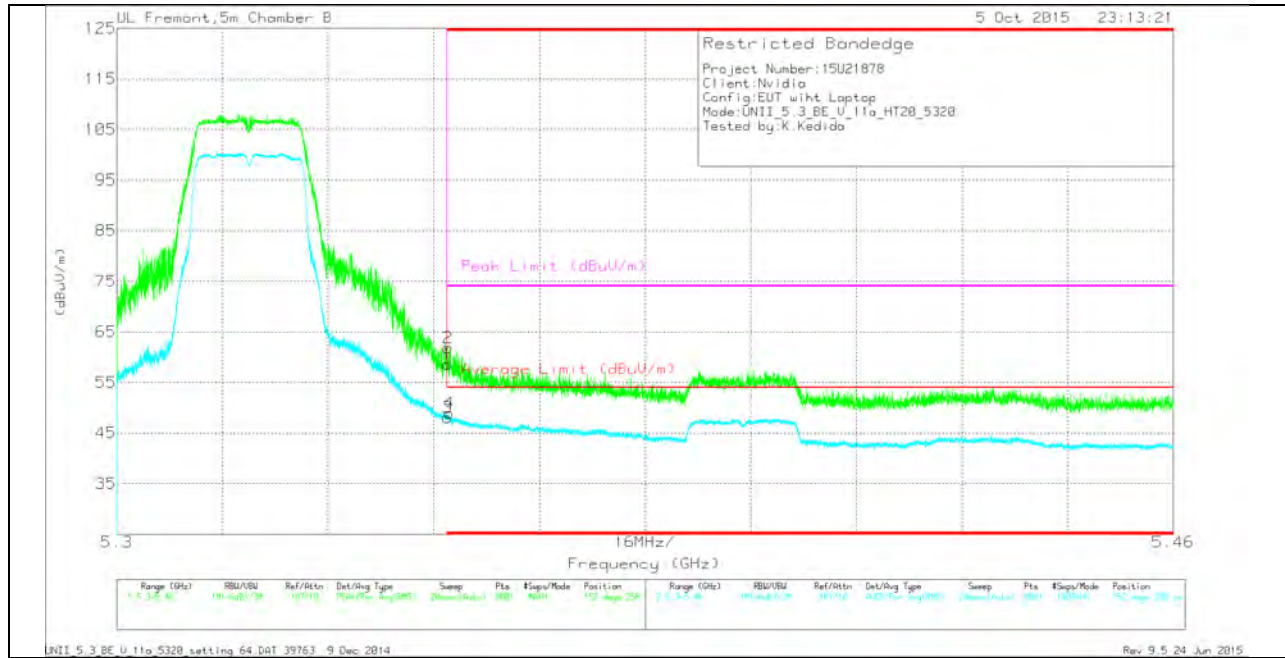
Marker	Frequency (GHz)	Meter Reading (dBuV)	Det	AF T136 (dB/m)	Amp/Cbl/Fitter/Pad (dB)	DC Corr (dB)	Corrected Reading (dBuV/m)	Average Limit (dBuV/m)	Margin (dB)	Peak Limit (dBuV/m)	PK Margin (dB)	Azimuth (Degs)	Height (cm)	Polarity
1	* 5.35	39.77	Pk	34.6	-20.2	0	54.17	-	-	74	-19.83	295	193	H
2	* 5.352	44.57	Pk	34.6	-20.1	0	59.07	-	-	74	-14.93	295	193	H
3	* 5.35	31.09	RMS	34.6	-20.2	.29	45.78	54	-8.22	-	-	295	193	H
4	* 5.35	31.92	RMS	34.6	-20.2	.29	46.61	54	-7.39	-	-	295	193	H

* - indicates frequency in CFR15.205/IC7.2.2 Restricted Band

Pk - Peak detector

RMS - RMS detection

VERTICAL PEAK AND AVERAGE PLOT



VERTICAL DATA

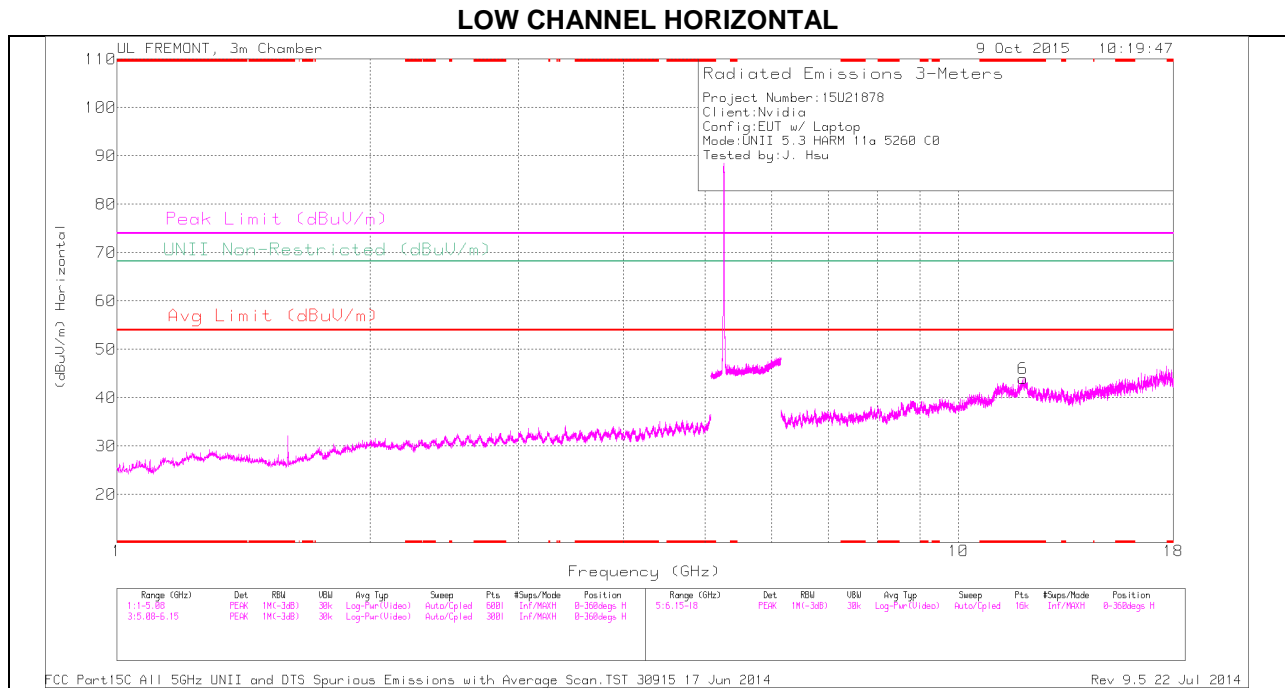
Marker	Frequency (GHz)	Meter Reading (dBuV)	Det	AF T345 (dB/m)	Amp/Cbl/Fit r/Pad (dB)	DC Corr (dB)	Corrected Reading (dBuV/m)	Average Limit (dBuV/m)	Margin (dB)	Peak Limit (dBuV/m)	PK Margin (dB)	Azimuth (Degs)	Height (cm)	Polarity
1	* 5.35	43.85	Pk	34.4	-19.6	0	58.65	-	-	74	-15.35	152	258	V
2	* 5.35	47.07	Pk	34.4	-19.6	0	61.87	-	-	74	-12.13	152	258	V
3	* 5.35	32.91	RMS	34.4	-19.6	.29	48	54	-6	-	-	152	258	V
4	* 5.35	33.65	RMS	34.4	-19.5	.29	48.84	54	-5.16	-	-	152	258	V

* - indicates frequency in CFR15.205/IC7.2.2 Restricted Band

Pk - Peak detector

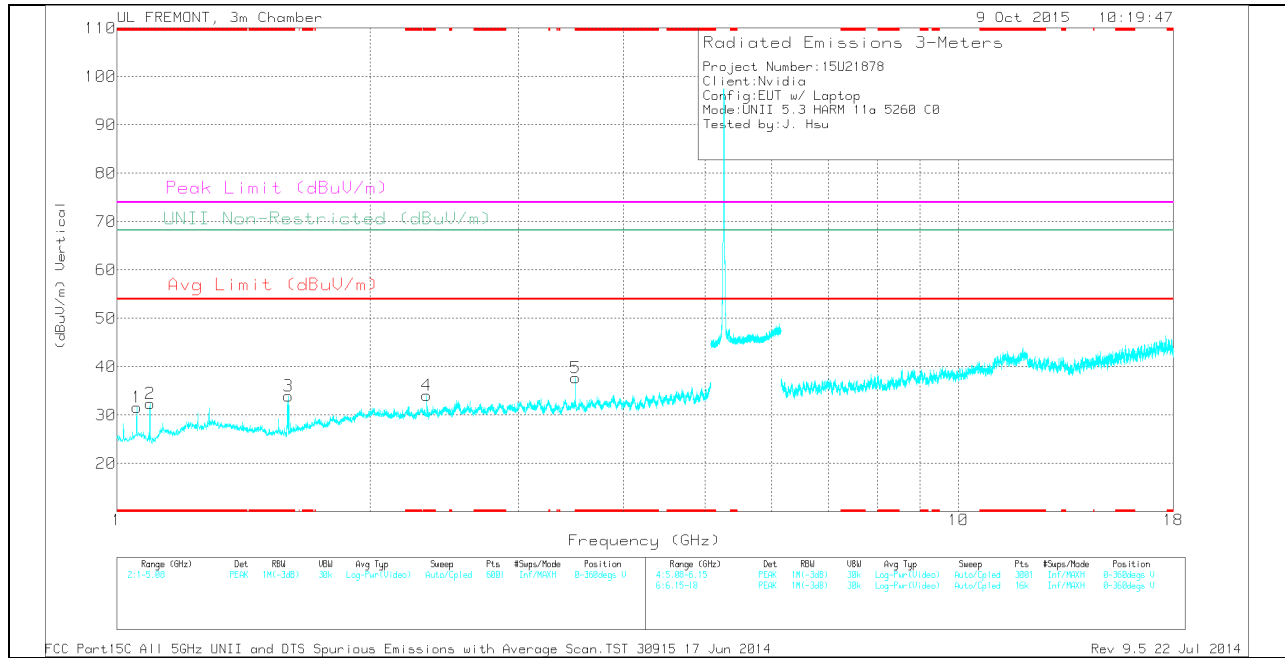
RMS - RMS detection

HARMONICS AND SPURIOUS EMISSIONS



Note: Emission was scanned up to 40GHz; No emissions were detected above the noise floor which was at least 20dB below the specification limit.

LOW CHANNEL VERTICAL



Note: Emission was scanned up to 40GHz; No emissions were detected above the noise floor which was at least 20dB below the specification limit.

LOW CHANNEL DATA

TRACE MARKERS

Marker	Frequency (GHz)	Meter Reading (dBuV)	Det	AF T119 (dB/m)	Amp/Cbl/Ftr/Pad (dB)	DC Corr (dB)	Corrected Reading (dBuV/m)	Avg Limit (dBuV/m)	Margin (dB)	Peak Limit (dBuV/m)	PK Margin (dB)	UNII Non-Restricted (dBuV/m)	PK Margin (dB)	Azimuth (Degs)	Height (cm)	Polarity
1	* 1.056	37.46	PK	27.3	-33.1	0	31.66	-	-	74	-42.34	-	-	0-360	100	V
2	* 1.095	38.06	PK	27.3	-33	0	32.36	-	-	74	-41.64	-	-	0-360	100	V
3	* 1.6	38.62	PK	28	-32.7	0	33.92	-	-	74	-40.08	-	-	0-360	200	V
4	* 2.335	34.29	PK	31.8	-32	0	34.09	-	-	74	-39.91	-	-	0-360	200	V
5	* 3.506	35.64	PK	32.8	-30.7	0	37.74	-	-	74	-36.26	-	-	0-360	200	V
6	* 11.939	28.41	PK	39.1	-23.6	0	43.91	-	-	74	-30.09	-	-	0-360	100	H

* - indicates frequency in CFR15.205/IC7.2.2 Restricted Band

PK - Peak detector

RADIATED EMISSIONS

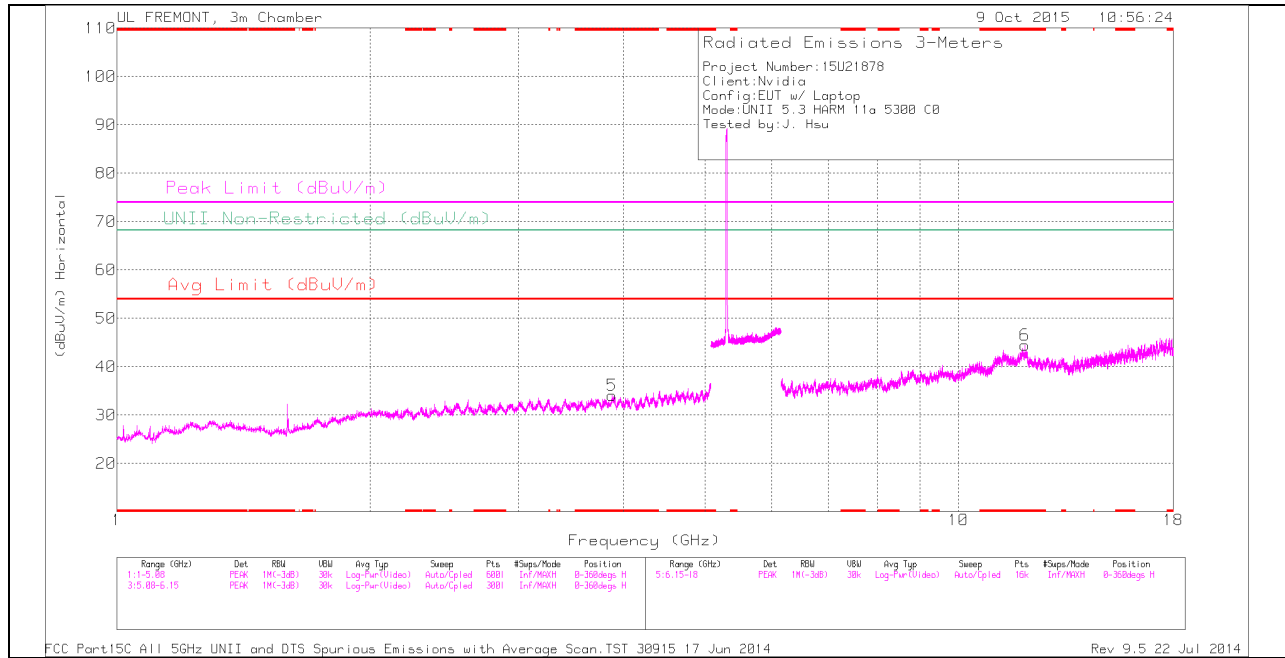
Frequency (GHz)	Meter Reading (dBuV)	Det	AF T119 (dB/m)	Amp/Cbl/Ftr/Pad (dB)	DC Corr (dB)	Corrected Reading (dBuV/m)	Avg Limit (dBuV/m)	Margin (dB)	Peak Limit (dBuV/m)	PK Margin (dB)	UNII Non-Restricted (dBuV/m)	PK Margin (dB)	Azimuth (Degs)	Height (cm)	Polarity
* 1.056	44.59	PK1	27.3	-33.1	0	38.79	-	-	74	-35.21	-	-	320	116	V
* 1.056	36.68	AD1	27.3	-33.1	.29	31.17	54	-22.83	-	-	-	-	320	116	V
* 1.094	44.72	PK1	27.3	-33	0	39.02	-	-	74	-34.98	-	-	327	333	V
* 1.094	38.64	AD1	27.3	-33	.29	33.23	54	-20.77	-	-	-	-	327	333	V
* 1.6	43.61	PK1	28	-32.7	0	38.91	-	-	74	-35.09	-	-	327	200	V
* 1.601	29.6	AD1	28	-32.7	.29	25.19	54	-28.81	-	-	-	-	327	200	V
* 2.335	43.87	PK1	31.8	-32	0	43.67	-	-	74	-30.33	-	-	351	294	V
* 2.335	34.73	AD1	31.8	-32	.29	34.82	54	-19.18	-	-	-	-	351	294	V
* 3.507	43.24	PK1	32.8	-30.7	0	45.34	-	-	74	-28.66	-	-	358	305	V
* 3.507	32.34	AD1	32.8	-30.7	.29	34.73	54	-19.27	-	-	-	-	358	305	V
* 11.94	36.91	PK1	39.1	-23.6	0	52.41	-	-	74	-21.59	-	-	358	305	H
* 11.94	25.57	AD1	39.1	-23.6	.29	41.36	54	-12.64	-	-	-	-	358	305	H

* - indicates frequency in CFR15.205/IC7.2.2 Restricted Band

PK1 - KDB789033 Method: Peak

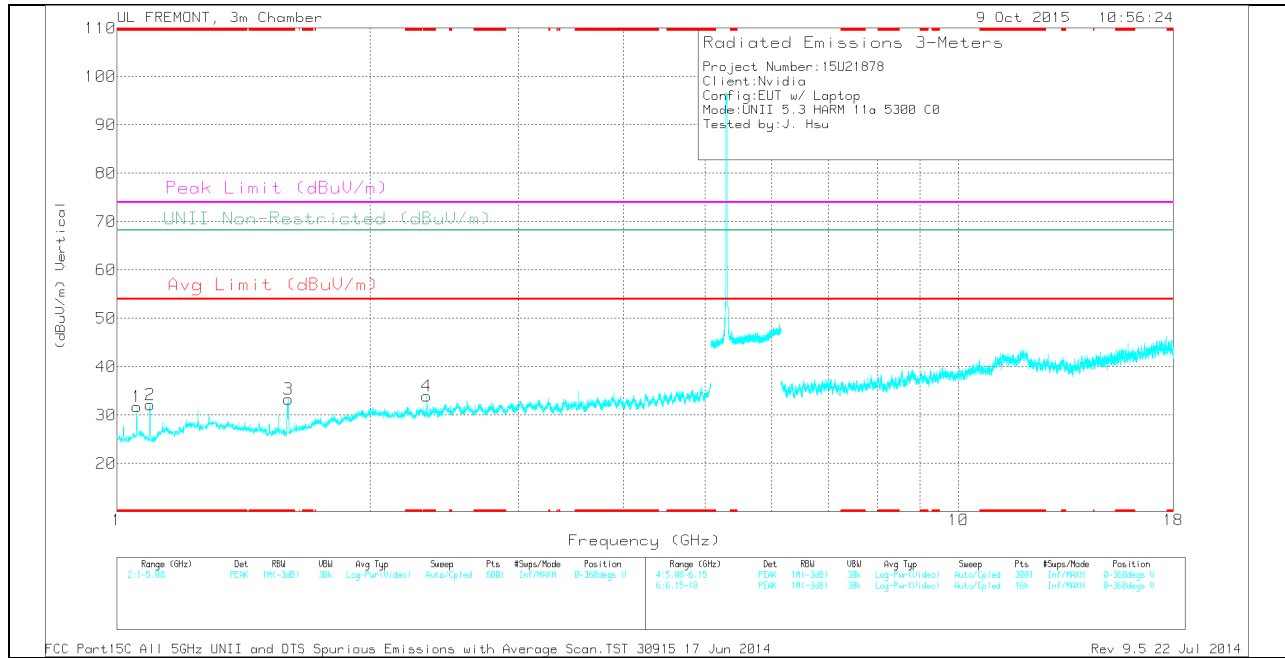
AD1 - KDB789033 Method: AD Primary Power Average

MID CHANNEL HORIZONTAL



Note: Emission was scanned up to 40GHz; No emissions were detected above the noise floor which was at least 20dB below the specification limit.

MID CHANNEL VERTICAL



Note: Emission was scanned up to 40GHz; No emissions were detected above the noise floor which was at least 20dB below the specification limit.

MID CHANNEL DATA

TRACE MARKERS

Marker	Frequency (GHz)	Meter Reading (dBuV)	Det	AF T119 (dB/m)	Amp/Cbl/Ftr/Pad (dB)	DC Corr (dB)	Corrected Reading (dBuV/m)	Avg Limit (dBuV/m)	Margin (dB)	Peak Limit (dBuV/m)	PK Margin (dB)	UNII Non-Restricted (dBuV/m)	PK Margin (dB)	Azimuth (Degs)	Height (cm)	Polarity
5	* 3.876	31.04	PK	33.2	-30.2	0	34.04	-	-	74	-39.96	-	-	0-360	200	H
1	* 1.056	37.51	PK	27.3	-33.1	0	31.71	-	-	74	-42.29	-	-	0-360	100	V
2	* 1.095	37.88	PK	27.3	-33	0	32.18	-	-	74	-41.82	-	-	0-360	200	V
3	* 1.598	37.97	PK	28	-32.7	0	33.27	-	-	74	-40.73	-	-	0-360	100	V
4	* 2.335	34.12	PK	31.8	-32	0	33.92	-	-	74	-40.08	-	-	0-360	100	V
6	* 11.986	28.78	PK	39.1	-23.4	0	44.48	-	-	74	-29.52	-	-	0-360	100	H

* - indicates frequency in CFR15.205/IC7.2.2 Restricted Band

PK - Peak detector

RADIATED EMISSIONS

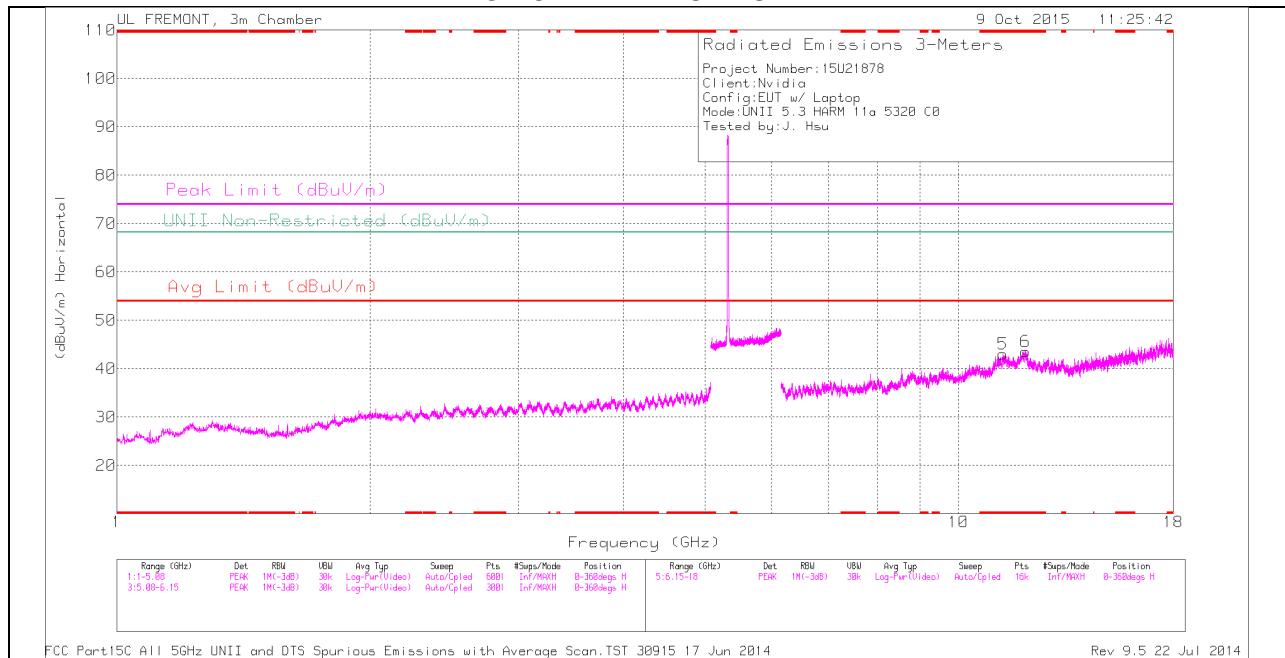
Frequency (GHz)	Meter Reading (dBuV)	Det	AF T119 (dB/m)	Amp/Cbl/Ftr/Pad (dB)	DC Corr (dB)	Corrected Reading (dBuV/m)	Avg Limit (dBuV/m)	Margin (dB)	Peak Limit (dBuV/m)	PK Margin (dB)	UNII Non-Restricted (dBuV/m)	PK Margin (dB)	Azimuth (Degs)	Height (cm)	Polarity
* 3.875	40.07	PK1	33.2	-30.2	0	43.07	-	-	74	-30.93	-	-	360	100	H
* 3.877	28.79	AD1	33.2	-30.1	.29	32.18	54	-21.82	-	-	-	-	360	100	H
* 1.056	44.99	PK1	27.3	-33.1	0	39.19	-	-	74	-34.81	-	-	0	351	V
* 1.056	38.27	AD1	27.3	-33.1	.29	32.76	54	-21.24	-	-	-	-	0	351	V
* 1.094	45.43	PK1	27.3	-33	0	39.73	-	-	74	-34.27	-	-	321	329	V
* 1.094	38.22	AD1	27.3	-33	.29	32.81	54	-21.19	-	-	-	-	321	329	V
* 1.6	47.01	PK1	28	-32.7	0	42.31	-	-	74	-31.69	-	-	321	329	V
* 1.599	30.88	AD1	28	-32.7	.29	26.47	54	-27.53	-	-	-	-	321	329	V
* 2.335	43.66	PK1	31.8	-32	0	43.46	-	-	74	-30.54	-	-	0	291	V
* 2.335	34.01	AD1	31.8	-32	.29	34.1	54	-19.9	-	-	-	-	0	291	V
* 11.986	37.31	PK1	39.1	-23.4	0	53.01	-	-	74	-20.99	-	-	0	291	H
* 11.987	25.32	AD1	39.1	-23.4	.29	41.31	54	-12.69	-	-	-	-	0	291	H

* - indicates frequency in CFR15.205/IC7.2.2 Restricted Band

PK1 - KDB789033 Method: Peak

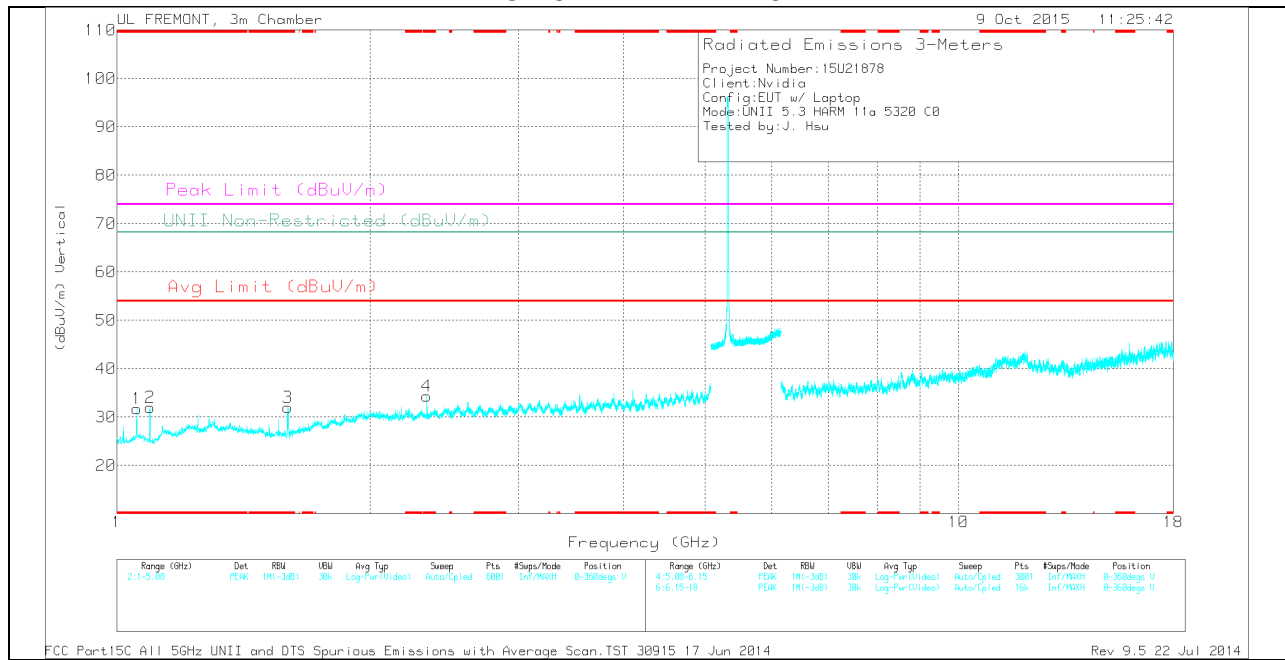
AD1 - KDB789033 Method: AD Primary Power Average

HIGH CHANNEL HORIZONTAL



Note: Emission was scanned up to 40GHz; No emissions were detected above the noise floor which was at least 20dB below the specification limit.

HIGH CHANNEL VERTICAL



Note: Emission was scanned up to 40GHz; No emissions were detected above the noise floor which was at least 20dB below the specification limit.

HIGH CHANNEL DATA

TRACE MARKERS

Marker	Frequency (GHz)	Meter Reading (dBuV)	Det	AF T119 (dB/m)	Amp/Cbl/Ftr/Pad (dB)	DC Corr (dB)	Corrected Reading (dBuV/m)	Avg Limit (dBuV/m)	Margin (dB)	Peak Limit (dBuV/m)	PK Margin (dB)	UNII Non-Restricted (dBuV/m)	PK Margin (dB)	Azimuth (Degs)	Height (cm)	Polarity
1	* 1.056	37.58	PK	27.3	-33.1	0	31.78	-	-	74	-42.22	-	-	0-360	100	V
2	* 1.095	37.74	PK	27.3	-33	0	32.04	-	-	74	-41.96	-	-	0-360	200	V
3	* 1.595	36.67	PK	28	-32.7	0	31.97	-	-	74	-42.03	-	-	0-360	100	V
4	* 2.336	34.5	PK	31.8	-32	0	34.3	-	-	74	-39.7	-	-	0-360	200	V
5	* 11.296	27.67	PK	38.1	-22.7	0	43.07	-	-	74	-30.93	-	-	0-360	100	H
6	* 12.021	28.04	PK	39.1	-23.6	0	43.54	-	-	74	-30.46	-	-	0-360	100	H

* - indicates frequency in CFR15.205/IC7.2.2 Restricted Band

PK - Peak detector

RADIATED EMISSIONS

Frequency (GHz)	Meter Reading (dBuV)	Det	AF T119 (dB/m)	Amp/Cbl/Ftr/Pad (dB)	DC Corr (dB)	Corrected Reading (dBuV/m)	Avg Limit (dBuV/m)	Margin (dB)	Peak Limit (dBuV/m)	PK Margin (dB)	UNII Non-Restricted (dBuV/m)	PK Margin (dB)	Azimuth (Degs)	Height (cm)	Polarity
* 1.056	44.65	PK1	27.3	-33.1	0	38.85	-	-	74	-35.15	-	-	320	103	V
* 1.056	36.75	AD1	27.3	-33.1	.29	31.24	54	-22.76	-	-	-	-	320	103	V
* 1.094	44.59	PK1	27.3	-33	0	38.89	-	-	74	-35.11	-	-	324	357	V
* 1.094	38.1	AD1	27.3	-33	.29	32.69	54	-21.31	-	-	-	-	324	357	V
* 1.594	42.93	PK1	28	-32.8	0	38.13	-	-	74	-35.87	-	-	324	357	V
* 1.594	31.1	AD1	28	-32.8	.29	26.59	54	-27.41	-	-	-	-	324	357	V
* 2.335	43.78	PK1	31.8	-32	0	43.58	-	-	74	-30.42	-	-	331	294	V
* 2.335	35.13	AD1	31.8	-32	.29	35.22	54	-18.78	-	-	-	-	331	294	V
* 11.297	36.52	PK1	38.1	-22.7	0	51.92	-	-	74	-22.08	-	-	331	294	H
* 11.298	25.16	AD1	38.1	-22.7	.29	40.85	54	-13.15	-	-	-	-	331	294	H
* 12.021	36.3	PK1	39.1	-23.6	0	51.8	-	-	74	-22.2	-	-	331	294	H
* 12.022	24.8	AD1	39.1	-23.6	.29	40.59	54	-13.41	-	-	-	-	331	294	H

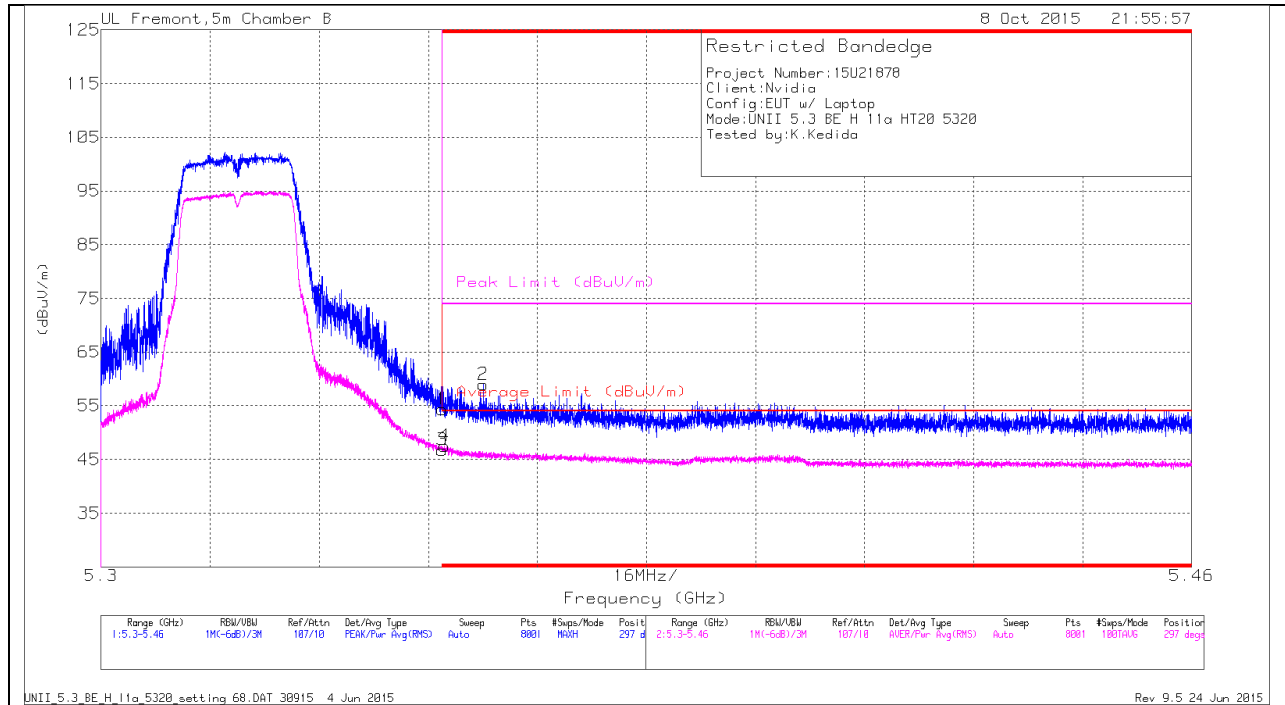
* - indicates frequency in CFR15.205/IC7.2.2 Restricted Band

PK1 - KDB789033 Method: Peak

AD1 - KDB789033 Method: AD Primary Power Average

**10.2.2. TX ABOVE 1 GHz 802.11a SISO MODE IN THE 5.3 GHz BAND
 (Chain 1)
 AUTHORIZED BANDEDGE (HIGH CHANNEL)**

HORIZONTAL PEAK AND AVERAGE PLOT



HORIZONTAL DATA

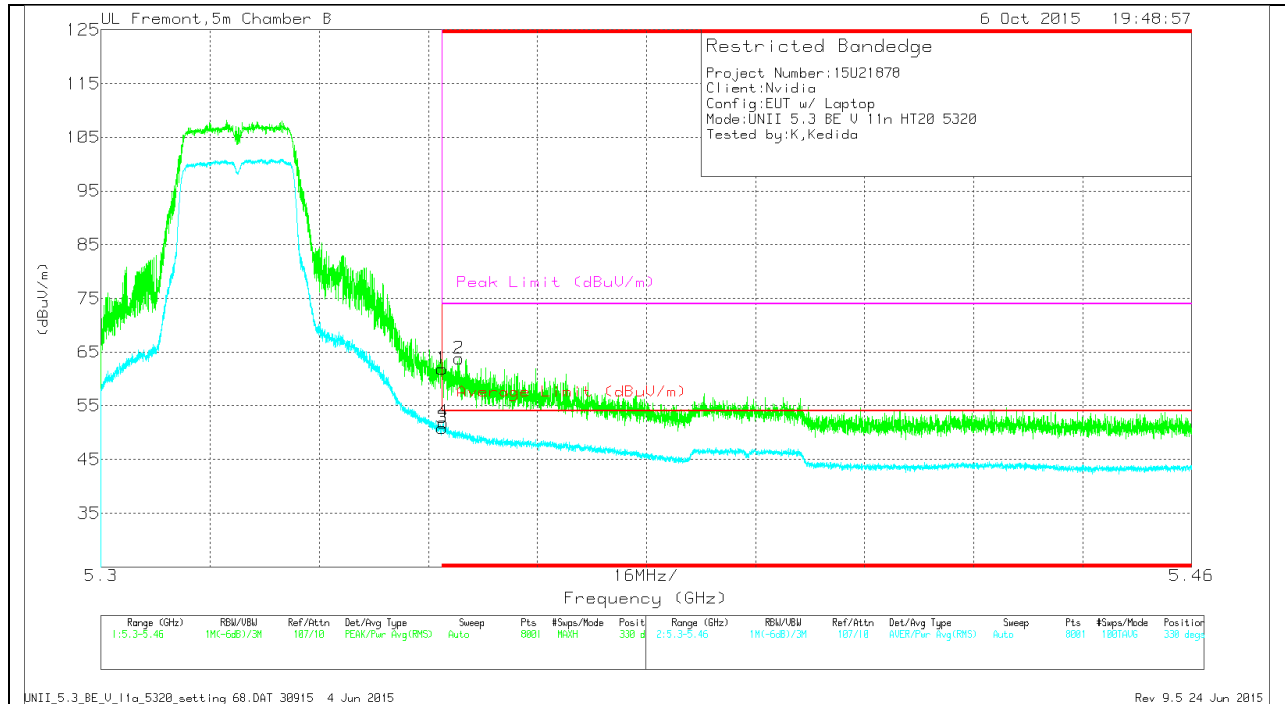
Marker	Frequency (GHz)	Meter Reading (dBuV)	Det	AF T136 (dB/m)	Amp/Cbl/Fit r/Pad (dB)	DC Corr (dB)	Corrected Reading (dBuV/m)	Average Limit (dBuV/m)	Margin (dB)	Peak Limit (dBuV/m)	PK Margin (dB)	Azimuth (Degs)	Height (cm)	Polarity
1	* 5.35	39.94	Pk	34.6	-20.2	0	54.34	-	-	74	-19.66	297	272	H
2	* 5.356	44.43	Pk	34.6	-20.1	0	58.93	-	-	74	-15.07	297	272	H
3	* 5.35	32.04	RMS	34.6	-20.2	.29	46.73	54	-7.27	-	-	297	272	H
4	* 5.35	32.81	RMS	34.6	-20.2	.29	47.5	54	-6.5	-	-	297	272	H

* - indicates frequency in CFR15.205/IC7.2.2 Restricted Band

Pk - Peak detector

RMS - RMS detection

VERTICAL PEAK AND AVERAGE PLOT



VERTICAL DATA

Marker	Frequency (GHz)	Meter Reading (dBuV)	Det	AF T345 (dB/m)	Amp/Cbl/Fit r/Pad (dB)	DC Corr (dB)	Corrected Reading (dBuV/m)	Average Limit (dBuV/m)	Margin (dB)	Peak Limit (dBuV/m)	PK Margin (dB)	Azimuth (Degs)	Height (cm)	Polarity
1	* 5.35	49.56	Pk	34.4	-22.1	0	61.86	-	-	74	-12.14	330	197	V
3	* 5.35	38.54	RMS	34.4	-22.1	.29	51.13	54	-2.87	-	-	330	197	V
4	* 5.35	39.59	RMS	34.4	-22.1	.29	52.18	54	-1.82	-	-	330	197	V
2	* 5.353	51.38	Pk	34.4	-22	0	63.78	-	-	74	-10.22	330	197	V

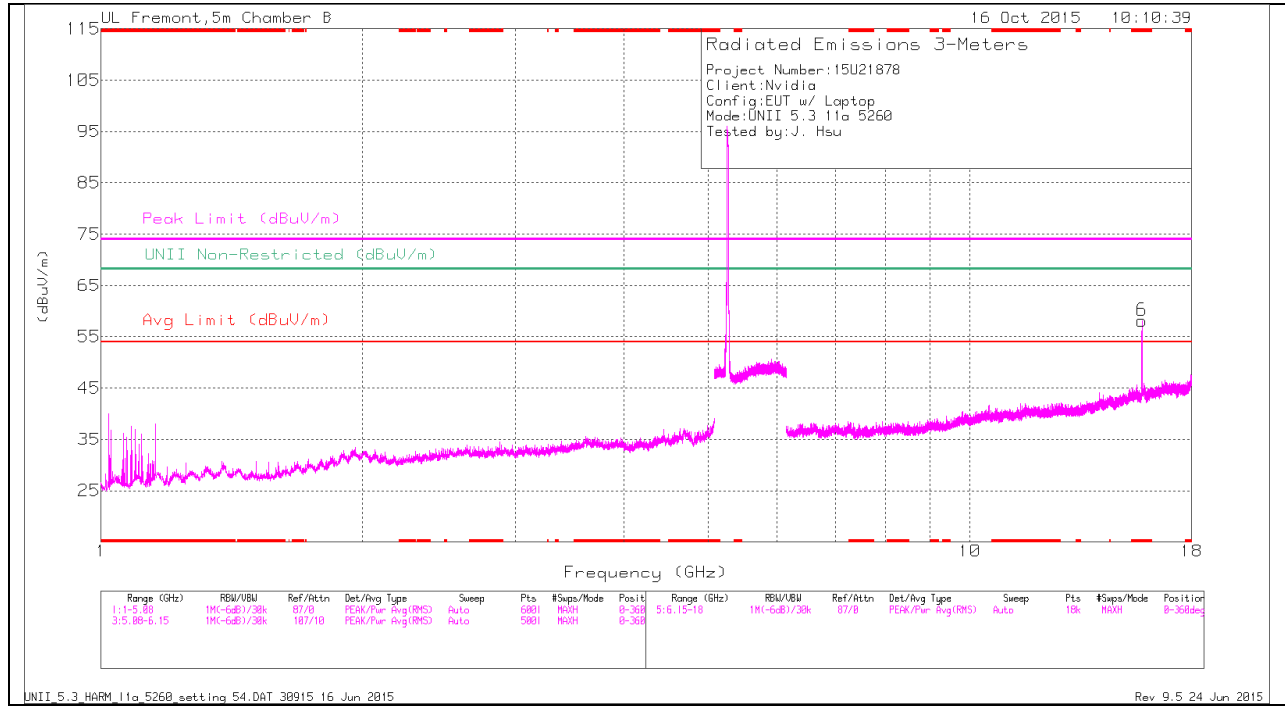
* - indicates frequency in CFR15.205/IC7.2.2 Restricted Band

Pk - Peak detector

RMS - RMS detection

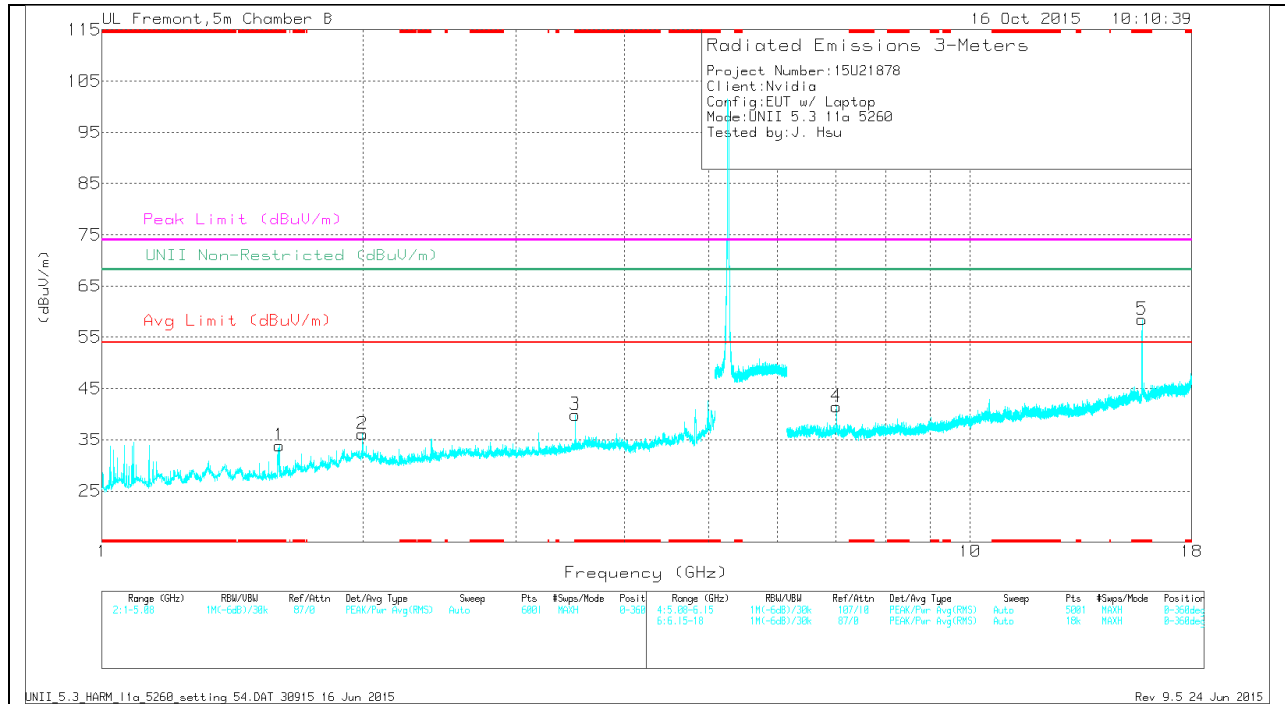
HARMONICS AND SPURIOUS EMISSIONS

LOW CHANNEL HORIZONTAL



Note: Emission was scanned up to 40GHz; No emissions were detected above the noise floor which was at least 20dB below the specification limit.

LOW CHANNEL VERTICAL



Note: Emission was scanned up to 40GHz; No emissions were detected above the noise floor which was at least 20dB below the specification limit.

LOW CHANNEL DATA

TRACE MARKERS

Marker	Frequency (GHz)	Meter Reading (dBuV)	Det	AF T345 (dB/m)	Amp/Cb/Fitr/Pad (dB)	DC Corr (dB)	Corrected Reading (dBuV/m)	Avg Limit (dBuV/m)	Margin (dB)	Peak Limit (dBuV/m)	PK Margin (dB)	UNII Non-Restricted (dBuV/m)	PK Margin (dB)	Azimuth (Degs)	Height (cm)	Polarity
1	* 1.6	40.16	Pk	28.8	-35.1	0	33.86	-	-	74	-40.14	-	-	0-360	200	V
5	* 15.778	40.69	Pk	40.5	-22.7	0	58.49	-	-	74	-15.51	-	-	0-360	199	V
6	* 15.781	40.37	Pk	40.5	-22.7	0	58.17	-	-	74	-15.83	-	-	0-360	199	H
3	* 3.506	39.4	Pk	33.6	-33.1	0	39.9	-	-	74	-34.1	-	-	0-360	200	V
2	1.995	37.84	Pk	32.3	-34	0	36.14	-	-	-	-	68.2	-32.06	0-360	200	V
4	7.013	35.16	Pk	36	-29.7	0	41.46	-	-	-	-	68.2	-26.74	0-360	199	V

* - indicates frequency in CFR15.205/IC7.2.2 Restricted Band

Pk - Peak detector

RADIATED EMISSIONS

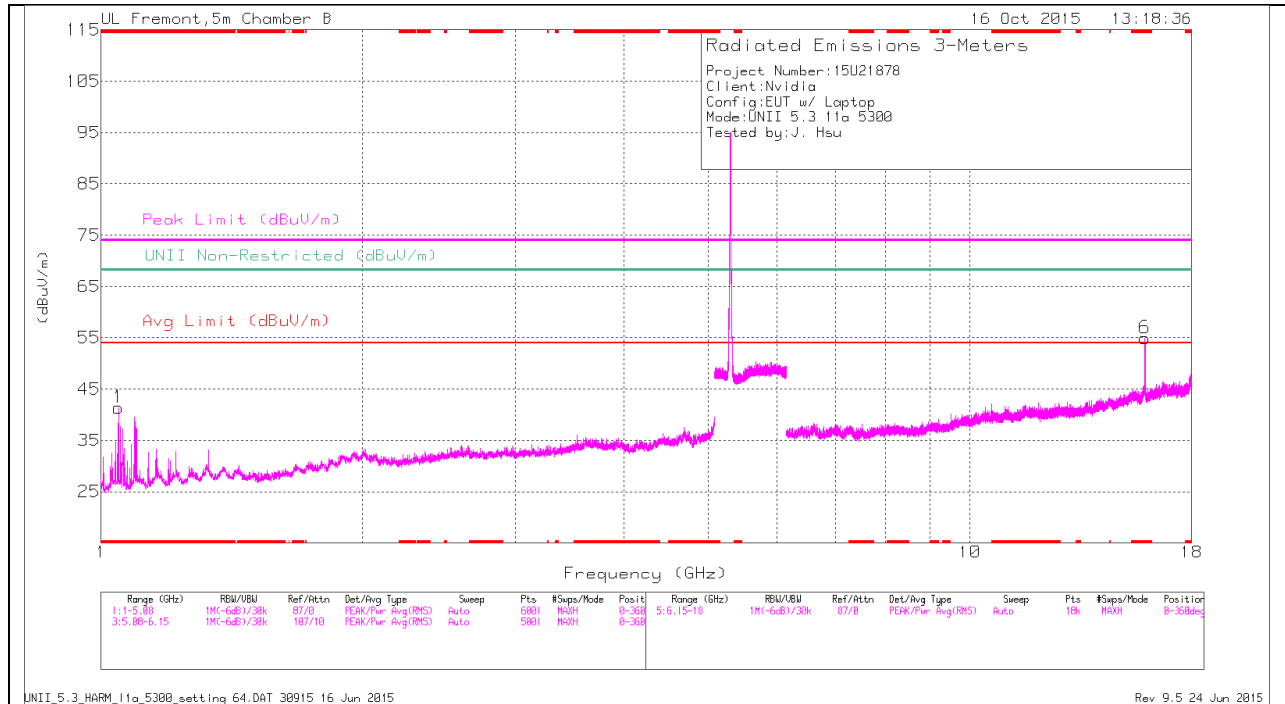
Frequency (GHz)	Meter Reading (dBuV)	Det	AF T345 (dB/m)	Amp/Cb/Fitr/Pad (dB)	DC Corr (dB)	Corrected Reading (dBuV/m)	Avg Limit (dBuV/m)	Margin (dB)	Peak Limit (dBuV/m)	PK Margin (dB)	UNII Non-Restricted (dBuV/m)	PK Margin (dB)	Azimuth (Degs)	Height (cm)	Polarity
* 1.6	49.47	PK-U	28.8	-35.1	0	43.17	-	-	74	-30.83	-	-	288	202	V
* 1.598	32.35	ADR	28.8	-35.2	.29	26.24	54	-27.76	-	-	-	-	288	202	V
* 3.507	44.93	PK-U	33.6	-33.1	0	45.43	-	-	74	-28.57	-	-	266	197	V
* 3.507	35.66	ADR	33.6	-33.1	.29	36.45	54	-17.55	-	-	-	-	266	197	V
* 15.783	48.22	PK-U	40.5	-22.7	0	66.02	-	-	74	-7.98	-	-	289	231	H
* 15.777	35.1	ADR	40.5	-22.7	.29	53.19	54	-.81	-	-	-	-	289	231	H
* 15.783	48.51	PK-U	40.5	-22.7	0	66.31	-	-	74	-7.69	-	-	272	215	V
* 15.778	35.25	ADR	40.5	-22.7	.29	53.34	54	-.66	-	-	-	-	272	215	V
1.993	42.55	PK-U	32.3	-33.9	0	40.95	-	-	-	-	68.2	-27.25	288	202	V
1.997	30.89	ADR	32.3	-34	.29	29.48	-	-	-	-	-	-	288	202	V
7.013	42.26	PK-U	36	-29.7	0	48.56	-	-	-	-	68.2	-19.64	0	209	V
7.013	34.34	ADR	36	-29.7	.29	40.93	-	-	-	-	-	-	0	209	V

* - indicates frequency in CFR15.205/IC7.2.2 Restricted Band

PK-U - U-NII: Maximum Peak

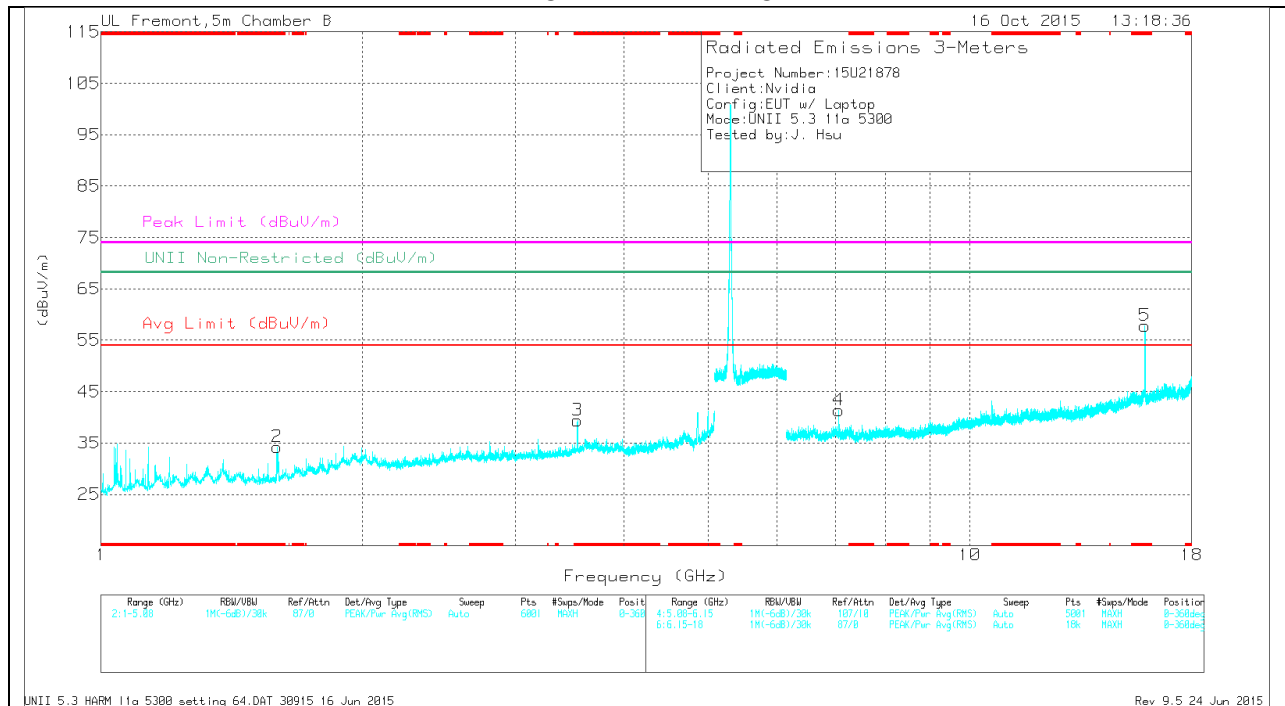
ADR - U-NII AD primary method, RMS average

MID CHANNEL HORIZONTAL



Note: Emission was scanned up to 40GHz; No emissions were detected above the noise floor which was at least 20dB below the specification limit.

MID CHANNEL VERTICAL



Note: Emission was scanned up to 40GHz; No emissions were detected above the noise floor which was at least 20dB below the specification limit.

MID CHANNEL DATA

TRACE MARKERS

Marker	Frequency (GHz)	Meter Reading (dBuV)	Det	AF T345 (dB/m)	Amp/Cb/Filtr/Pad (dB)	DC Corr (dB)	Corrected Reading (dBuV/m)	Avg Limit (dBuV/m)	Margin (dB)	Peak Limit (dBuV/m)	PK Margin (dB)	UNII Non-Restricted (dBuV/m)	PK Margin (dB)	Azimuth (Degs)	Height (cm)	Polarity
1	* 1.047	49.69	Pk	27.4	-35.7	0	41.39	-	-	74	-32.61	-	-	0-360	200	H
2	* 1.594	40.7	Pk	28.8	-35.3	0	34.2	-	-	74	-39.8	-	-	0-360	101	V
3	* 3.534	38.57	Pk	33.7	-32.9	0	39.37	-	-	74	-34.63	-	-	0-360	200	V
6	* 15.901	35.74	Pk	40.7	-21.5	0	54.94	-	-	74	-19.06	-	-	0-360	199	H
5	* 15.899	38.6	Pk	40.7	-21.5	0	57.8	-	-	74	-16.2	-	-	0-360	101	V
4	7.066	35.46	Pk	35.8	-29.9	0	41.36	-	-	-	-	68.2	-26.84	0-360	199	V

* - indicates frequency in CFR15.205/IC7.2.2 Restricted Band

RADIATED EMISSIONS

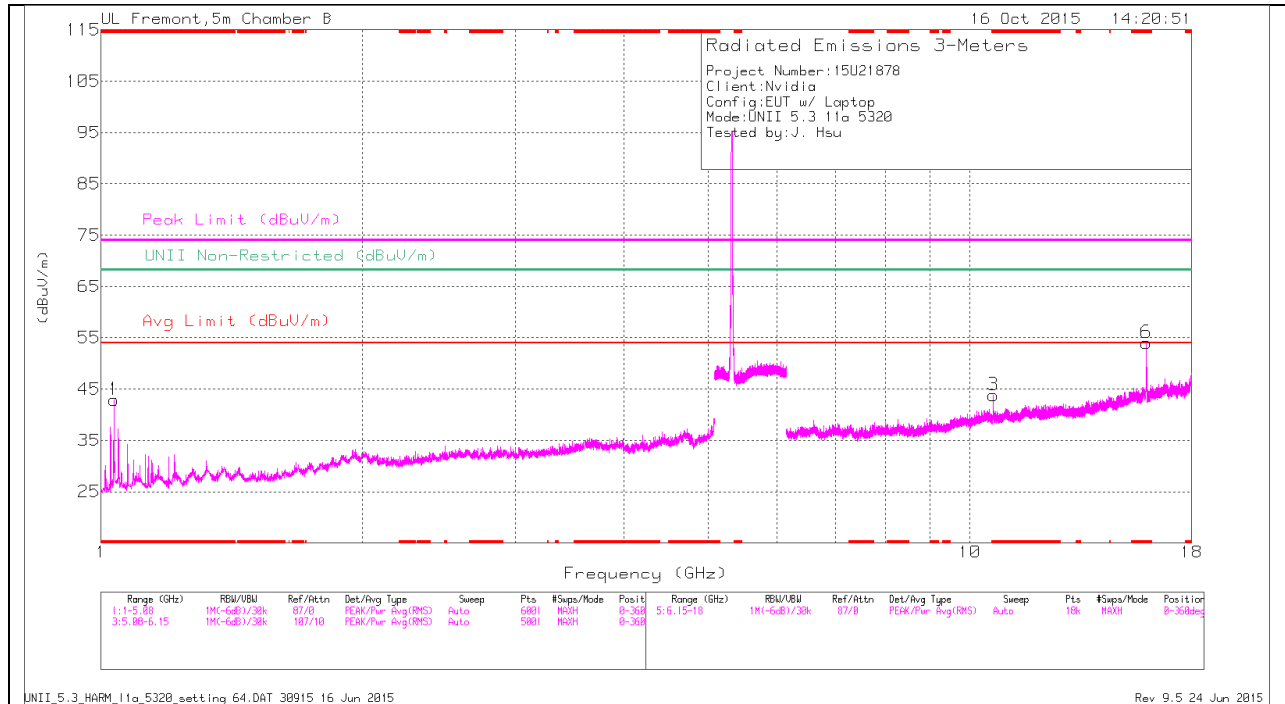
Frequency (GHz)	Meter Reading (dBuV)	Det	AF T345 (dB/m)	Amp/Cb/Filtr/Pad (dB)	DC Corr (dB)	Corrected Reading (dBuV/m)	Avg Limit (dBuV/m)	Margin (dB)	Peak Limit (dBuV/m)	PK Margin (dB)	UNII Non-Restricted (dBuV/m)	PK Margin (dB)	Azimuth (Degs)	Height (cm)	Polarity
* 1.046	58.82	PK-U	27.4	-35.8	0	50.42	-	-	74	-23.58	-	-	360	101	H
* 1.046	34.33	ADR	27.4	-35.8	.29	26.22	54	-27.78	-	-	-	-	360	101	H
* 1.593	47.96	PK-U	28.8	-35.3	0	41.46	-	-	74	-32.54	-	-	252	227	V
* 1.593	33.63	ADR	28.8	-35.3	.29	27.42	54	-26.58	-	-	-	-	252	227	V
* 3.533	45.87	PK-U	33.7	-32.9	0	46.67	-	-	74	-27.33	-	-	360	225	V
* 3.533	35.72	ADR	33.7	-32.9	.29	36.81	54	-17.19	-	-	-	-	360	225	V
* 15.903	44.26	PK-U	40.7	-21.5	0	63.46	-	-	74	-10.54	-	-	65	202	H
* 15.903	30.89	ADR	40.7	-21.5	.29	50.38	54	-3.62	-	-	-	-	65	202	H
* 15.903	47.14	PK-U	40.7	-21.5	0	66.34	-	-	74	-7.66	-	-	95	282	V
* 15.903	33.77	ADR	40.7	-21.5	.29	53.26	54	-7.4	-	-	-	-	95	282	V
7.067	43.26	PK-U	35.8	-29.9	0	49.16	-	-	-	-	68.2	-19.04	338	206	V
7.067	34.54	ADR	35.8	-29.9	.29	40.73	-	-	-	-	-	-	338	206	V

* - indicates frequency in CFR15.205/IC7.2.2 Restricted Band

PK-U - U-NII: Maximum Peak

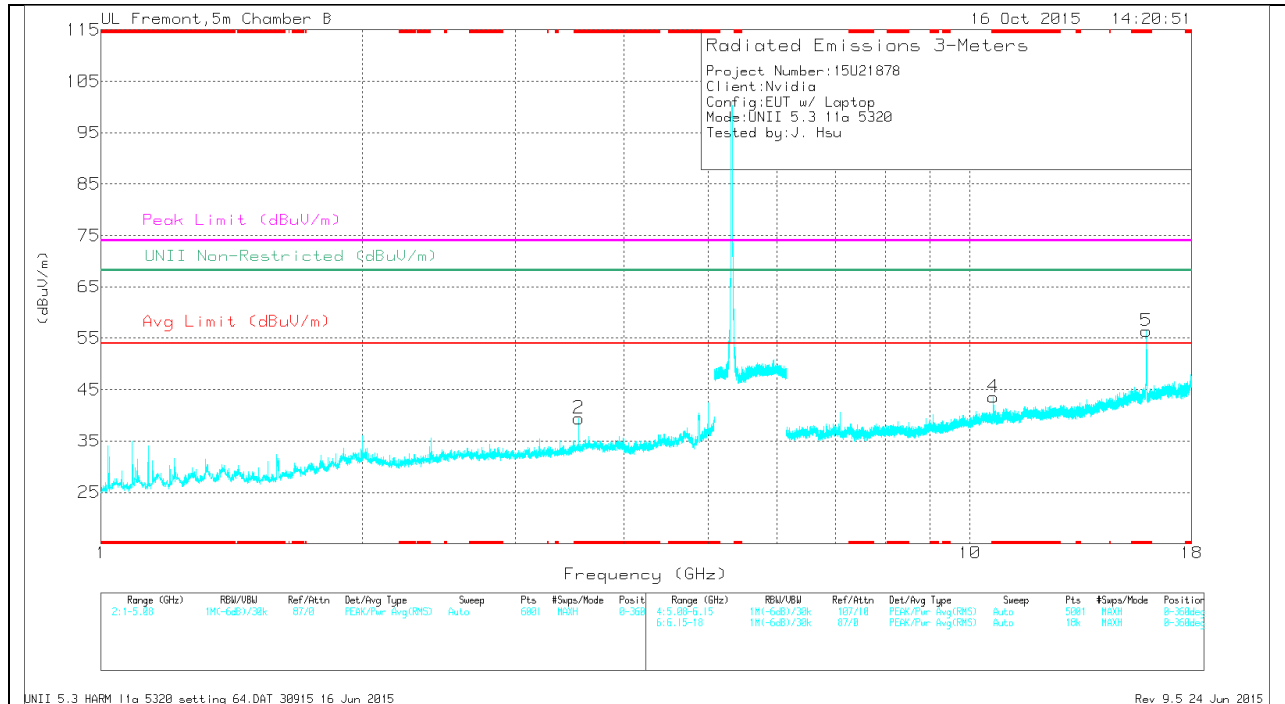
ADR - U-NII AD primary method, RMS average

HIGH CHANNEL HORIZONTAL



Note: Emission was scanned up to 40GHz; No emissions were detected above the noise floor which was at least 20dB below the specification limit.

HIGH CHANNEL VERTICAL



Note: Emission was scanned up to 40GHz; No emissions were detected above the noise floor which was at least 20dB below the specification limit.

HIGH CHANNEL DATA

TRACE MARKERS

Marker	Frequency (GHz)	Meter Reading (dBuV)	Det	AF T345 (dB/m)	Amp/Cbl/Filtr/Pad (dB)	DC Corr (dB)	Corrected Reading (dBuV/m)	Avg Limit (dBuV/m)	Margin (dB)	Peak Limit (dBuV/m)	PK Margin (dB)	UNII Non-Restricted (dBuV/m)	PK Margin (dB)	Azimuth (Degs)	Height (cm)	Polarity
1	* 1.035	51.46	Pk	27.4	-35.9	0	42.96	-	-	74	-31.04	-	-	0-360	199	H
2	* 3.547	38.51	Pk	33.7	-32.8	0	39.41	-	-	74	-34.59	-	-	0-360	199	V
3	* 10.638	31.66	Pk	37.6	-25.4	0	43.86	-	-	74	-30.14	-	-	0-360	199	H
6	* 15.957	35.73	Pk	40.8	-22.5	0	54.03	-	-	74	-19.97	-	-	0-360	199	H
4	* 10.642	31.28	Pk	37.6	-25.3	0	43.58	-	-	74	-30.42	-	-	0-360	199	V
5	* 15.962	38.11	Pk	40.8	-22.5	0	56.41	-	-	74	-17.59	-	-	0-360	199	V

* - indicates frequency in CFR15.205/IC7.2.2 Restricted Band

Pk - Peak detector

RADIATED EMISSIONS

Frequency (GHz)	Meter Reading (dBuV)	Det	AF T345 (dB/m)	Amp/Cbl/Filtr/Pad (dB)	DC Corr (dB)	Corrected Reading (dBuV/m)	Avg Limit (dBuV/m)	Margin (dB)	Peak Limit (dBuV/m)	PK Margin (dB)	UNII Non-Restricted (dBuV/m)	PK Margin (dB)	Azimuth (Degs)	Height (cm)	Polarity
* 1.034	59.51	PK-U	27.4	-36	0	50.91	-	-	74	-23.09	-	-	1	101	H
* 1.035	34.66	ADR	27.4	-35.9	.29	26.45	54	-27.55	-	-	-	-	1	101	H
* 3.547	44.9	PK-U	33.7	-32.8	0	45.8	-	-	74	-28.2	-	-	14	209	V
* 3.547	36.01	ADR	33.7	-32.8	.29	37.2	54	-16.8	-	-	-	-	14	209	V
* 10.641	38.51	PK-U	37.6	-25.3	0	50.81	-	-	74	-23.19	-	-	19	272	H
* 10.642	27.32	ADR	37.6	-25.3	.29	39.91	54	-14.09	-	-	-	-	19	272	H
* 15.963	47.22	PK-U	40.8	-22.5	0	65.52	-	-	74	-8.48	-	-	360	215	H
* 15.962	34.04	ADR	40.8	-22.5	.29	52.63	54	-1.37	-	-	-	-	360	215	H
* 10.644	40.27	PK-U	37.6	-25.3	0	52.57	-	-	74	-21.43	-	-	159	227	V
* 10.641	28.95	ADR	37.6	-25.4	.29	41.44	54	-12.56	-	-	-	-	159	227	V
* 15.963	48.3	PK-U	40.8	-22.5	0	66.6	-	-	74	-7.4	-	-	271	225	V
* 15.957	34.86	ADR	40.8	-22.5	.29	53.45	54	-55	-	-	-	-	271	225	V

* - indicates frequency in CFR15.205/IC7.2.2 Restricted Band

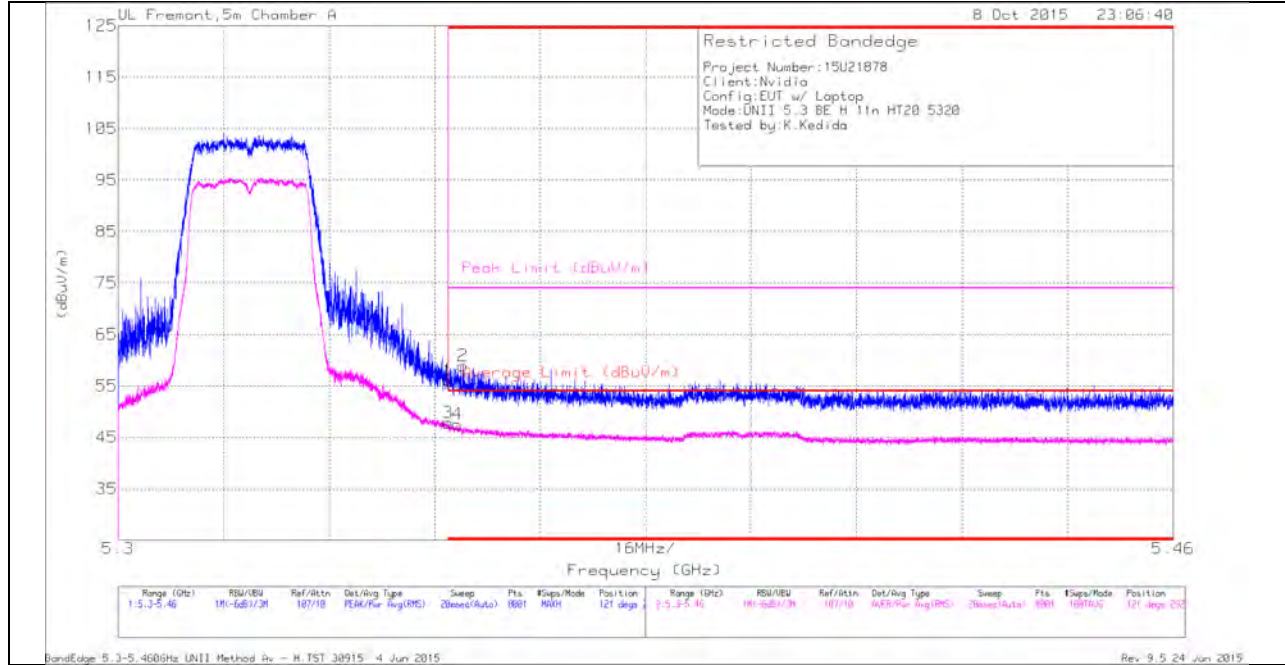
PK-U - U-NII: Maximum Peak

ADR - U-NII AD primary method, RMS average

10.2.3. TX ABOVE 1 GHz 802.11n HT20 MODE IN THE 5.3 GHz BAND

AUTHORIZED BANDEDGE (HIGH CHANNEL)

HORIZONTAL PEAK AND AVERAGE PLOT



HORIZONTAL DATA

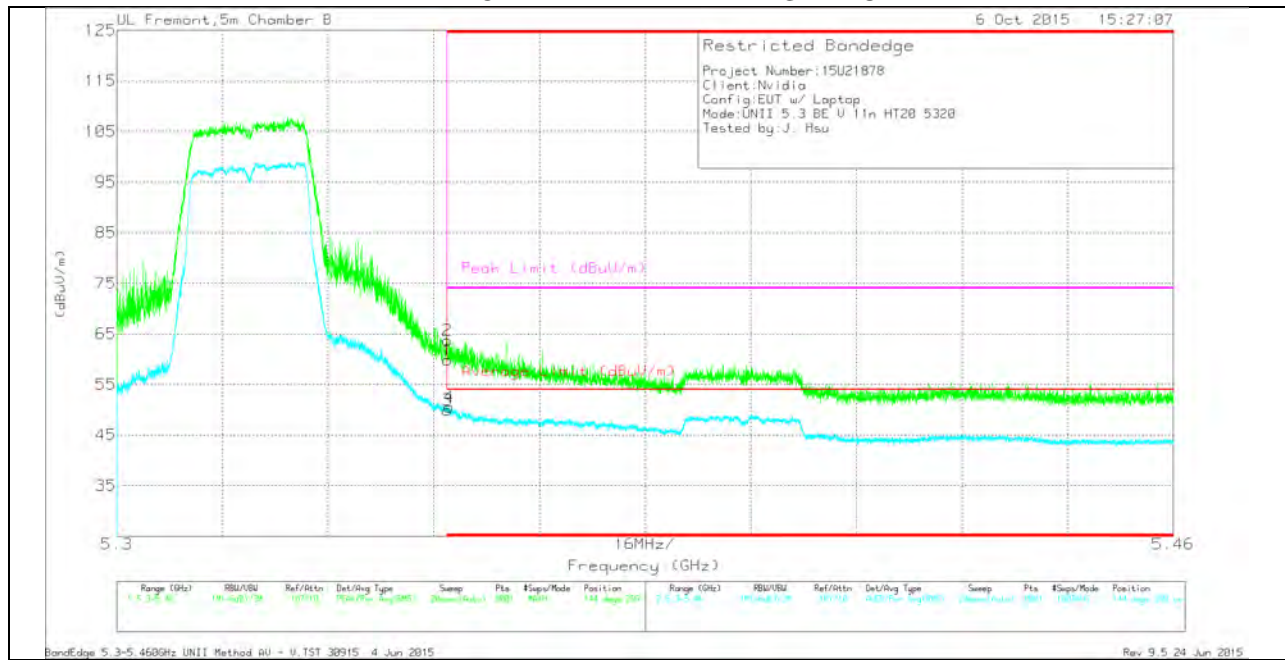
Marker	Frequency (GHz)	Meter Reading (dBuV)	Det	AF T136 (dB/m)	Amp/Cb/Fit r/Pad (dB)	DC Corr (dB)	Corrected Reading (dBuV/m)	Average Limit (dBuV/m)	Margin (dB)	Peak Limit (dBuV/m)	PK Margin (dB)	Azimuth (Degs)	Height (cm)	Polarity
1	* 5.35	41.69	Pk	34.6	-20.2	0	56.09	-	-	74	-17.91	121	292	H
3	* 5.35	32.84	RMS	34.6	-20.2	.6	47.84	54	-6.16	-	-	121	292	H
4	* 5.351	32.56	RMS	34.6	-20.2	.6	47.56	54	-6.44	-	-	121	292	H
2	* 5.352	44.43	Pk	34.6	-20.1	0	58.93	-	-	74	-15.07	121	292	H

* - indicates frequency in CFR15.205/IC7.2.2 Restricted Band

Pk - Peak detector

RMS - RMS detection

VERTICAL PEAK AND AVERAGE PLOT



VERTICAL DATA

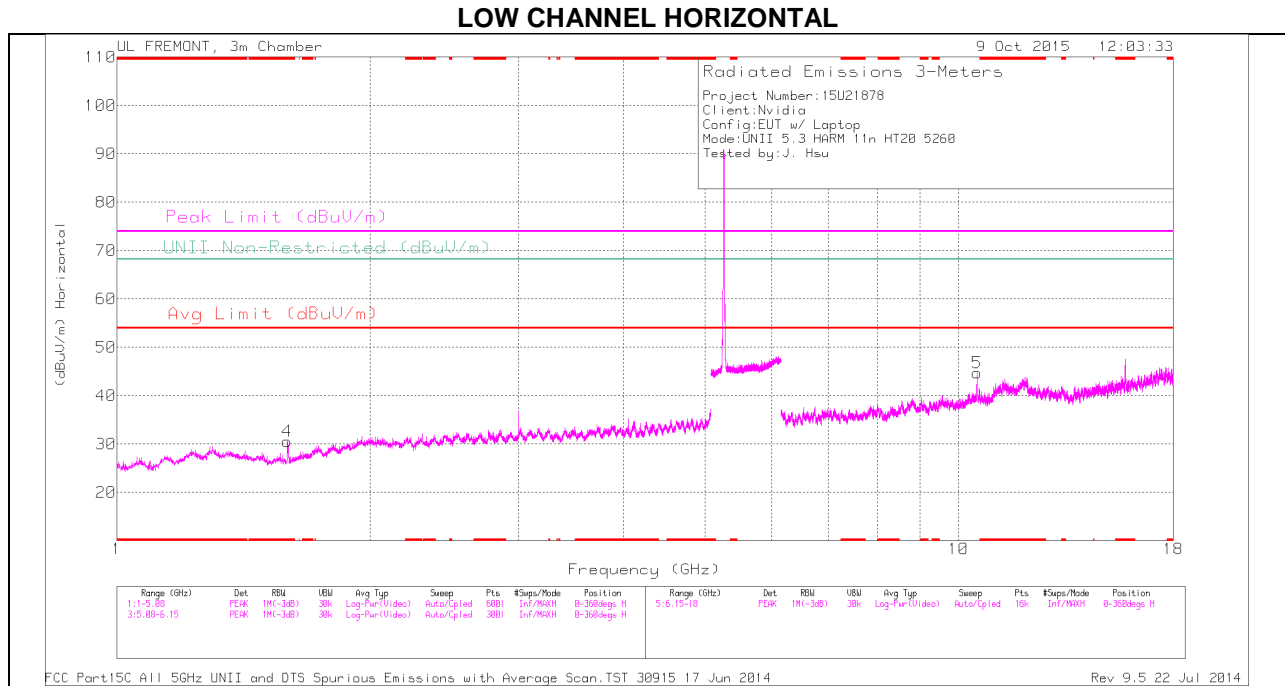
Marker	Frequency (GHz)	Meter Reading (dBuV)	Det	AF T345 (dB/m)	Amp/Cb/Filter/Pad (dB)	DC Corr (dB)	Corrected Reading (dBuV/m)	Average Limit (dBuV/m)	Margin (dB)	Peak Limit (dBuV/m)	PK Margin (dB)	Azimuth (Degs)	Height (cm)	Polarity
1	* 5.35	47.55	Pk	34.4	-22.1	0	59.85	-	-	74	-14.15	144	299	V
2	* 5.35	51.43	Pk	34.4	-22.1	0	63.73	-	-	74	-10.27	144	299	V
3	* 5.35	36.98	RMS	34.4	-22.1	.6	49.88	54	-4.12	-	-	144	299	V
4	* 5.35	37.67	RMS	34.4	-22.1	.6	50.57	54	-3.43	-	-	144	299	V

* - indicates frequency in CFR15.205/IC7.2.2 Restricted Band

Pk - Peak detector

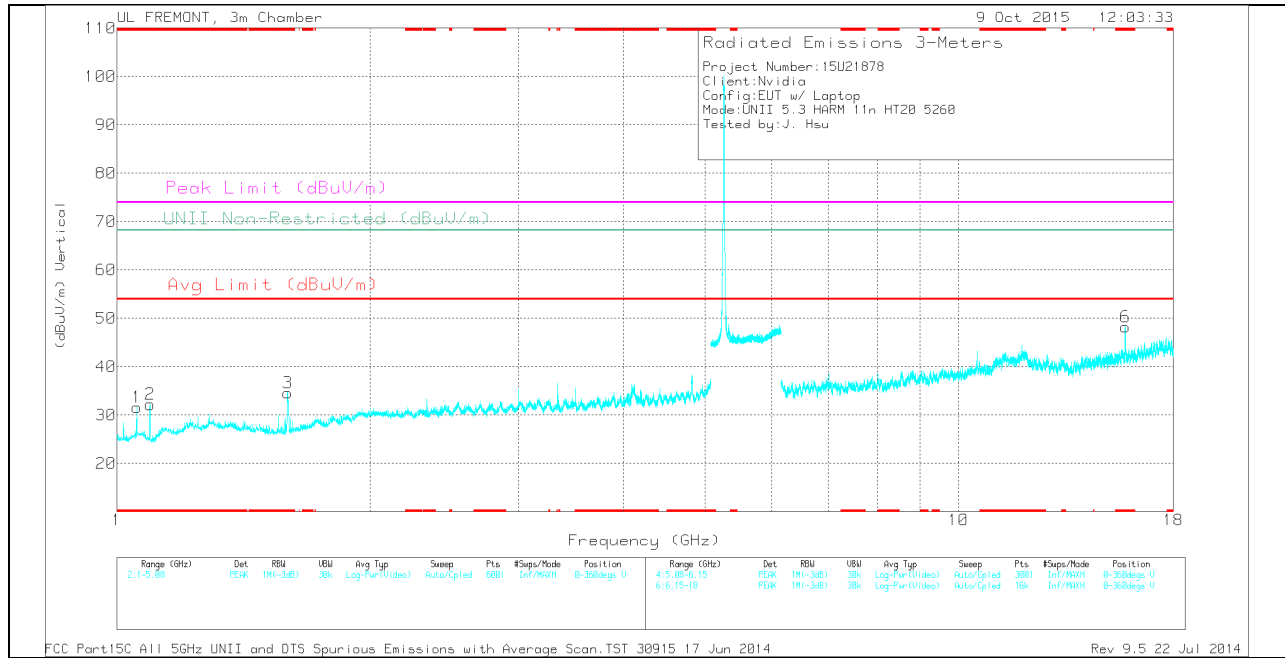
RMS - RMS detection

HARMONICS AND SPURIOUS EMISSIONS



Note: Emission was scanned up to 40GHz; No emissions were detected above the noise floor which was at least 20dB below the specification limit.

LOW CHANNEL VERTICAL



Note: Emission was scanned up to 40GHz; No emissions were detected above the noise floor which was at least 20dB below the specification limit.

LOW CHANNEL DATA

TRACE MARKERS

Marker	Frequency (GHz)	Meter Reading (dBuV)	Det	AF T119 (dB/m)	Amp/Cbl/Ftr/Pad (dB)	DC Corr (dB)	Corrected Reading (dBuV/m)	Avg Limit (dBuV/m)	Margin (dB)	Peak Limit (dBuV/m)	PK Margin (dB)	UNII Non-Restricted (dBuV/m)	PK Margin (dB)	Azimuth (Degs)	Height (cm)	Polarity
4	* 1.593	35.43	PK	28	-32.8	0	30.63	-	-	74	-43.37	-	-	0-360	200	H
1	* 1.056	37.4	PK	27.3	-33.1	0	31.6	-	-	74	-42.4	-	-	0-360	100	V
2	* 1.095	37.9	PK	27.3	-33	0	32.2	-	-	74	-41.8	-	-	0-360	200	V
3	* 1.595	39.35	PK	28	-32.7	0	34.65	-	-	74	-39.35	-	-	0-360	200	V
6	* 15.785	33.78	PK	40.3	-25.8	0	48.28	-	-	74	-25.72	-	-	0-360	200	V
5	10.521	30.62	PK	37.5	-23.4	0	44.72	-	-	-	-	68.2	-23.48	0-360	200	H

* - indicates frequency in CFR15.205/IC7.2.2 Restricted Band

PK - Peak detector

RADIATED EMISSIONS

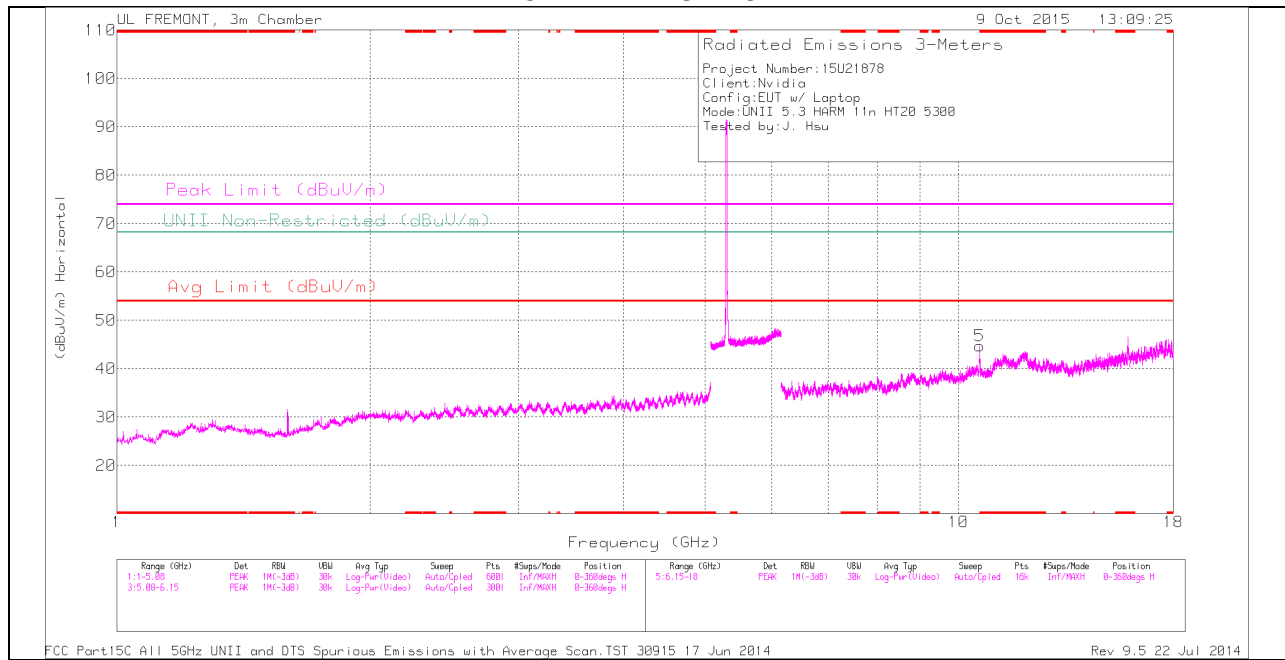
Frequency (GHz)	Meter Reading (dBuV)	Det	AF T119 (dB/m)	Amp/Cbl/Ftr/Pad (dB)	DC Corr (dB)	Corrected Reading (dBuV/m)	Avg Limit (dBuV/m)	Margin (dB)	Peak Limit (dBuV/m)	PK Margin (dB)	UNII Non-Restricted (dBuV/m)	PK Margin (dB)	Azimuth (Degs)	Height (cm)	Polarity
* 1.593	48.11	PK1	28	-32.8	0	43.31	-	-	74	-30.69	-	-	359	100	H
* 1.594	31.45	AD1	28	-32.8	.6	27.25	54	-26.75	-	-	-	-	359	100	H
* 1.056	44.13	PK1	27.3	-33.1	0	38.33	-	-	74	-35.67	-	-	327	285	V
* 1.056	36.26	AD1	27.3	-33.1	.6	31.06	54	-22.94	-	-	-	-	327	285	V
* 1.094	44.84	PK1	27.3	-33	0	39.14	-	-	74	-34.86	-	-	336	390	V
* 1.094	37.96	AD1	27.3	-33	.6	32.86	54	-21.14	-	-	-	-	336	390	V
* 1.594	41.58	PK1	28	-32.7	0	36.88	-	-	74	-37.12	-	-	336	390	V
* 1.594	30.25	AD1	28	-32.8	.6	26.05	54	-27.95	-	-	-	-	336	390	V
* 15.786	44.46	PK1	40.3	-25.8	0	58.96	-	-	74	-15.04	-	-	133	377	V
* 15.783	31.08	AD1	40.3	-25.7	.6	46.28	54	-7.72	-	-	-	-	133	377	V
10.518	41.25	PK1	37.5	-23.6	0	55.15	-	-	-	-	68.2	-13.05	158	353	H
10.52	29.34	AD1	37.5	-23.5	.6	43.94	-	-	-	-	-	-	158	353	H

* - indicates frequency in CFR15.205/IC7.2.2 Restricted Band

PK1 - KDB789033 Method: Peak

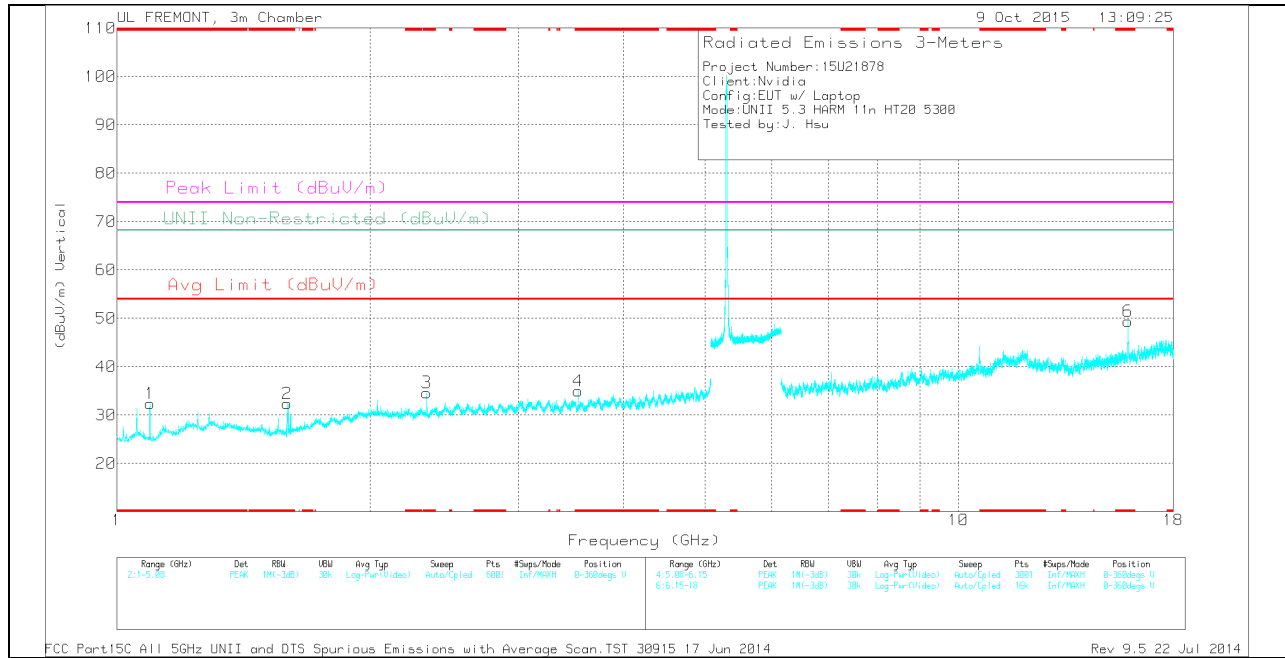
AD1 - KDB789033 Method: AD Primary Power Average

MID CHANNEL HORIZONTAL



Note: Emission was scanned up to 40GHz; No emissions were detected above the noise floor which was at least 20dB below the specification limit.

MID CHANNEL VERTICAL



Note: Emission was scanned up to 40GHz; No emissions were detected above the noise floor which was at least 20dB below the specification limit.

MID CHANNEL DATA

TRACE MARKERS

Marker	Frequency (GHz)	Meter Reading (dBuV)	Det	AF T119 (dB/m)	Amp/Cbl/Ftr/Pad (dB)	DC Corr (dB)	Corrected Reading (dBuV/m)	Avg Limit (dBuV/m)	Margin (dB)	Peak Limit (dBuV/m)	PK Margin (dB)	UNII Non-Restricted (dBuV/m)	PK Margin (dB)	Azimuth (Degs)	Height (cm)	Polarity
1	* 1.095	38.06	PK	27.3	-33	0	32.36	-	-	74	-41.64	-	-	0-360	100	V
2	* 1.593	37.2	PK	28	-32.8	0	32.4	-	-	74	-41.6	-	-	0-360	200	V
3	* 2.335	34.86	PK	31.8	-32	0	34.66	-	-	74	-39.34	-	-	0-360	200	V
4	* 3.533	33.32	PK	32.8	-31.1	0	35.02	-	-	74	-38.98	-	-	0-360	200	V
5	* 10.601	30.53	PK	37.6	-23.4	0	44.73	-	-	74	-29.27	-	-	0-360	200	H
6	* 15.901	34.25	PK	40.3	-25.1	0	49.45	-	-	74	-24.55	-	-	0-360	200	V

* - indicates frequency in CFR15.205/IC7.2.2 Restricted Band

PK - Peak detector

RADIATED EMISSIONS

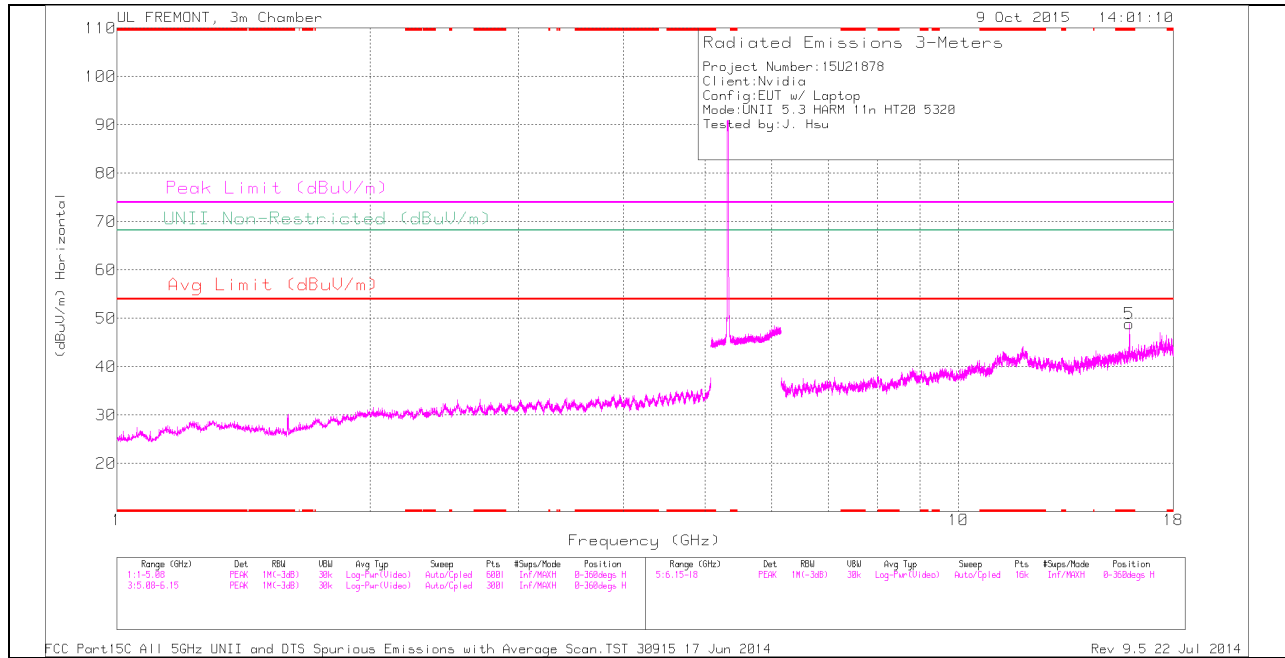
Frequency (GHz)	Meter Reading (dBuV)	Det	AF T119 (dB/m)	Amp/Cbl/Ftr/Pad (dB)	DC Corr (dB)	Corrected Reading (dBuV/m)	Avg Limit (dBuV/m)	Margin (dB)	Peak Limit (dBuV/m)	PK Margin (dB)	UNII Non-Restricted (dBuV/m)	PK Margin (dB)	Azimuth (Degs)	Height (cm)	Polarity
* 1.094	44.8	PK1	27.3	-33	0	39.1	-	-	74	-34.9	-	-	317	351	V
* 1.094	37.87	AD1	27.3	-33	.6	32.77	54	-21.23	-	-	-	-	317	351	V
* 1.593	48.14	PK1	28	-32.8	0	43.34	-	-	74	-30.66	-	-	317	351	V
* 1.594	31.95	AD1	28	-32.8	.6	27.75	54	-26.25	-	-	-	-	317	351	V
* 2.335	42.42	PK1	31.8	-32	0	42.22	-	-	74	-31.78	-	-	0	320	V
* 2.335	33.54	AD1	31.8	-32	.6	33.94	54	-20.06	-	-	-	-	0	320	V
* 3.533	42.9	PK1	32.8	-31.1	0	44.6	-	-	74	-29.4	-	-	8	400	V
* 3.533	34.51	AD1	32.8	-31.2	.6	36.71	54	-17.29	-	-	-	-	8	400	V
* 10.6	43.58	PK1	37.6	-23.4	0	57.78	-	-	74	-16.22	-	-	145	284	H
* 10.601	31.2	AD1	37.6	-23.4	.6	46	54	-8	-	-	-	-	145	284	H
* 15.895	48.89	PK1	40.3	-24.9	0	64.29	-	-	74	-9.71	-	-	73	355	V
* 15.903	35.36	AD1	40.3	-25.1	.6	51.16	54	-2.84	-	-	-	-	73	355	V

* - indicates frequency in CFR15.205/IC7.2.2 Restricted Band

PK1 - KDB789033 Method: Peak

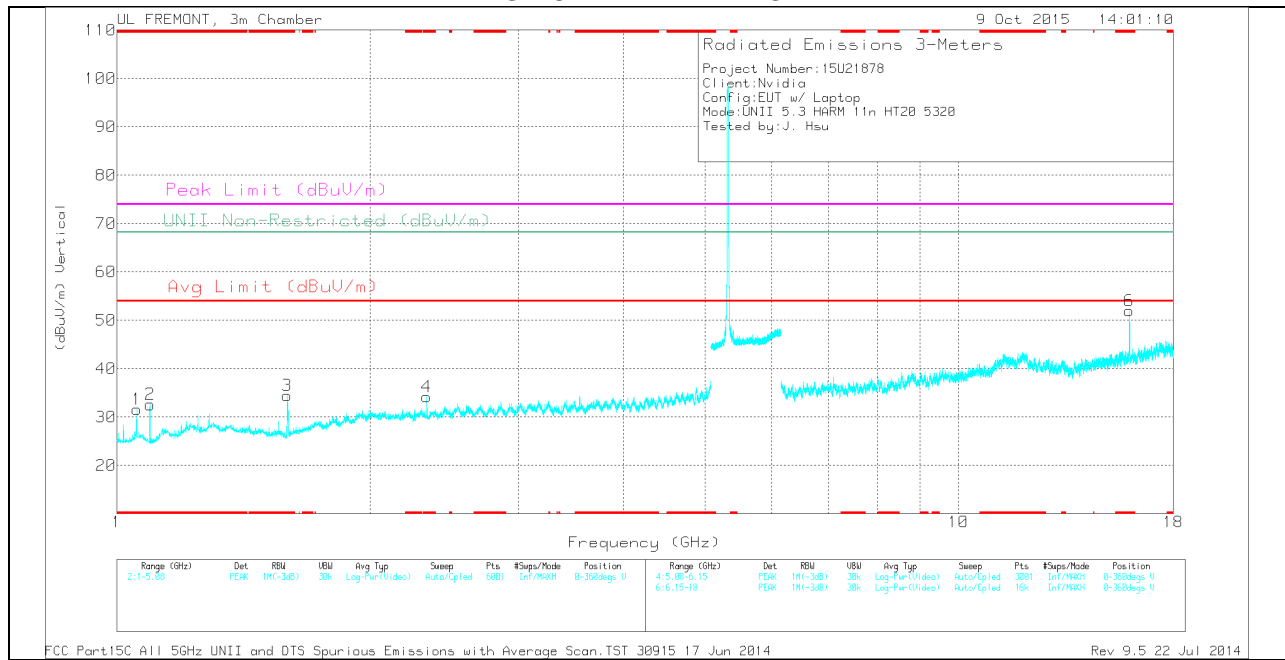
AD1 - KDB789033 Method: AD Primary Power Average

HIGH CHANNEL HORIZONTAL



Note: Emission was scanned up to 40GHz; No emissions were detected above the noise floor which was at least 20dB below the specification limit.

HIGH CHANNEL VERTICAL



Note: Emission was scanned up to 40GHz; No emissions were detected above the noise floor which was at least 20dB below the specification limit.

HIGH CHANNEL DATA

TRACE MARKERS

Marker	Frequency (GHz)	Meter Reading (dBuV)	Det	AF T119 (dB/m)	Amp/Cbl/Filr/Pad (dB)	DC Corr (dB)	Corrected Reading (dBuV/m)	Avg Limit (dBuV/m)	Margin (dB)	Peak Limit (dBuV/m)	PK Margin (dB)	UNII Non-Restricted (dBuV/m)	PK Margin (dB)	Azimuth (Degs)	Height (cm)	Polarity
1	* 1.056	37.47	PK	27.3	-33.1	0	31.67	-	-	74	-42.33	-	-	0-360	100	V
2	* 1.095	38.29	PK	27.3	-33	0	32.59	-	-	74	-41.41	-	-	0-360	100	V
3	* 1.594	39.19	PK	28	-32.7	0	34.49	-	-	74	-39.51	-	-	0-360	200	V
4	* 2.335	34.36	PK	31.8	-32	0	34.16	-	-	74	-39.84	-	-	0-360	100	V
5	* 15.96	33.45	PK	40.3	-24.9	0	48.85	-	-	74	-25.15	-	-	0-360	200	H
6	* 15.963	36.42	PK	40.3	-24.7	0	52.02	-	-	74	-21.98	-	-	0-360	200	V

* - indicates frequency in CFR15.205/IC7.2.2 Restricted Band

PK - Peak detector

RADIATED EMISSIONS

Frequency (GHz)	Meter Reading (dBuV)	Det	AF T119 (dB/m)	Amp/Cbl/Filr/Pad (dB)	DC Corr (dB)	Corrected Reading (dBuV/m)	Avg Limit (dBuV/m)	Margin (dB)	Peak Limit (dBuV/m)	PK Margin (dB)	UNII Non-Restricted (dBuV/m)	PK Margin (dB)	Azimuth (Degs)	Height (cm)	Polarity
* 1.056	44.31	PK1	27.3	-33.1	0	38.51	-	-	74	-35.49	-	-	326	106	V
* 1.056	36.35	AD1	27.3	-33.1	.6	31.15	54	-22.85	-	-	-	-	326	106	V
* 1.094	44.88	PK1	27.3	-33	0	39.18	-	-	74	-34.82	-	-	326	348	V
* 1.094	38.22	AD1	27.3	-33	.6	33.12	54	-20.88	-	-	-	-	326	348	V
* 1.595	55.06	PK1	28	-32.7	0	50.36	-	-	74	-23.64	-	-	271	198	V
* 1.593	32.63	AD1	28	-32.8	.6	28.43	54	-25.57	-	-	-	-	271	198	V
* 2.334	40.39	PK1	31.8	-32	0	40.19	-	-	74	-33.81	-	-	271	198	V
* 2.334	28.95	AD1	31.8	-32	.6	29.35	54	-24.65	-	-	-	-	271	198	V
* 15.961	48.51	PK1	40.3	-24.9	0	63.91	-	-	74	-10.09	-	-	102	274	H
* 15.961	35.18	AD1	40.3	-24.9	.6	51.18	54	-2.82	-	-	-	-	102	274	H
* 15.966	50.47	PK1	40.3	-24.7	0	66.07	-	-	74	-7.93	-	-	76	371	V
* 15.961	36.88	AD1	40.3	-24.9	.6	52.88	54	-1.12	-	-	-	-	76	371	V

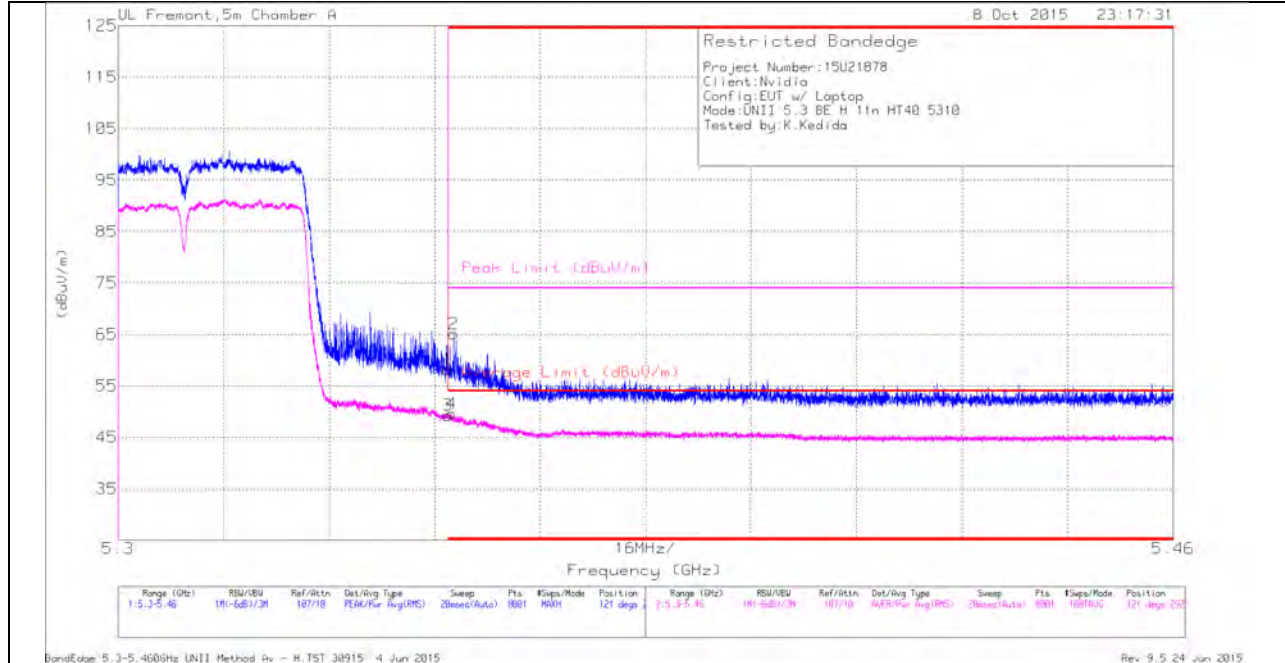
* - indicates frequency in CFR15.205/IC7.2.2 Restricted Band

PK1 - KDB789033 Method: Peak

AD1 - KDB789033 Method: AD Primary Power Average

10.2.4. TX ABOVE 1 GHz 802.11n HT40 MODE IN THE 5.3 GHz BAND
AUTHORIZED BANDEDGE (HIGH CHANNEL)

HORIZONTAL PEAK AND AVERAGE PLOT



HORIZONTAL DATA

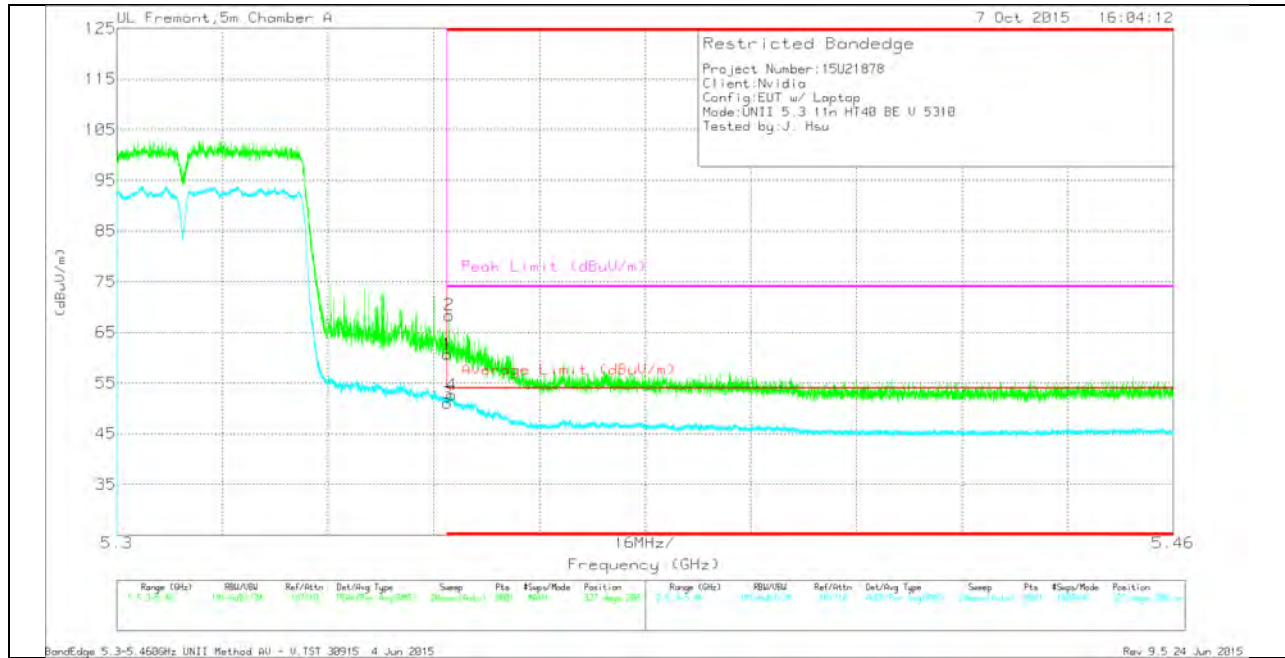
Marker	Frequency (GHz)	Meter Reading (dBuV)	Det	AF T136 (dB/m)	Amp/Cbl/Fitter/Pad (dB)	DC Corr (dB)	Corrected Reading (dBuV/m)	Average Limit (dBuV/m)	Margin (dB)	Peak Limit (dBuV/m)	PK Margin (dB)	Azimuth (Degs)	Height (cm)	Polarity
1	* 5.35	43.82	Pk	34.6	-20.2	0	58.22	-	-	74	-15.78	121	292	H
2	* 5.351	50.68	Pk	34.6	-20.2	0	65.08	-	-	74	-8.92	121	292	H
3	* 5.35	33.82	RMS	34.6	-20.2	1.07	49.29	54	-4.71	-	-	121	292	H
4	* 5.351	34.13	RMS	34.6	-20.2	1.07	49.6	54	-4.4	-	-	121	292	H

* - indicates frequency in CFR15.205/IC7.2.2 Restricted Band

Pk - Peak detector

RMS - RMS detection

VERTICAL PEAK AND AVERAGE PLOT



VERTICAL DATA

Marker	Frequency (GHz)	Meter Reading (dBuV)	Det	AF T136 (dB/m)	Amp/Cbl/Fit r/Pad (dB)	DC Corr (dB)	Corrected Reading (dBuV/m)	Average Limit (dBuV/m)	Margin (dB)	Peak Limit (dBuV/m)	PK Margin (dB)	Azimuth (Degs)	Height (cm)	Polarity
1	* 5.35	46.32	Pk	34.6	-20.2	0	60.72	-	-	74	-13.28	327	208	V
2	* 5.35	53.96	Pk	34.6	-20.2	0	68.36	-	-	74	-5.64	327	208	V
3	* 5.35	35.55	RMS	34.6	-20.2	1.07	51.02	54	-2.98	-	-	327	208	V
4	* 5.351	37.22	RMS	34.6	-20.2	1.07	52.69	54	-1.31	-	-	327	208	V

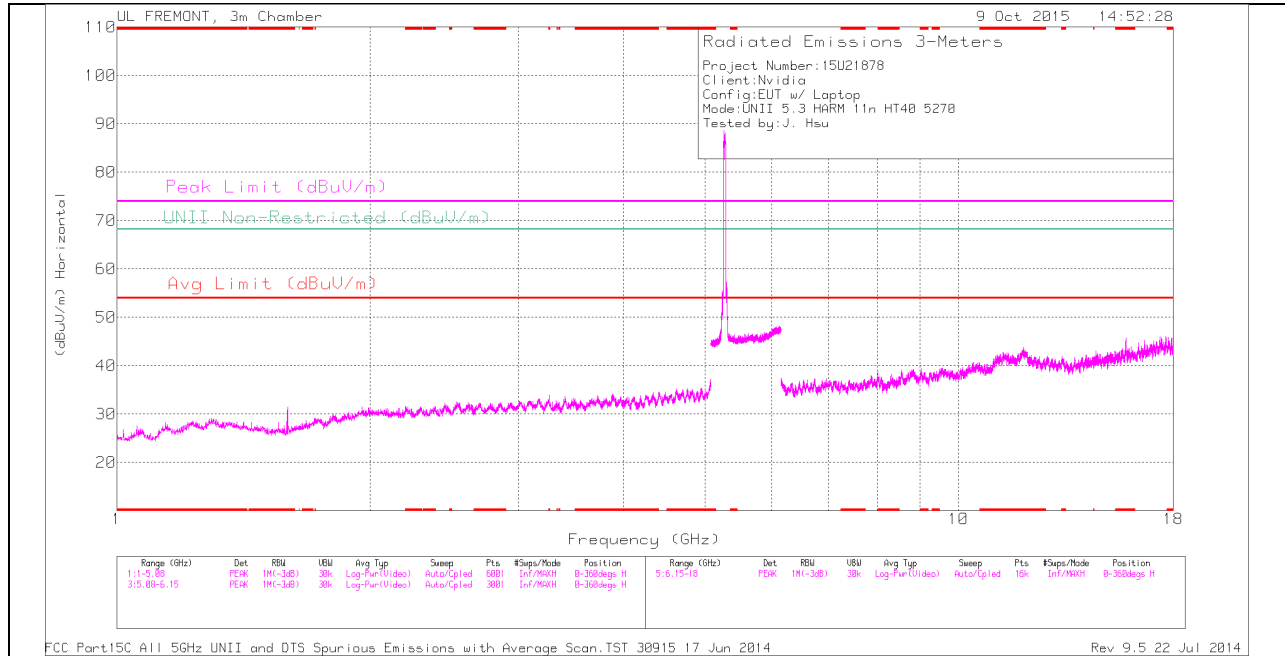
* - indicates frequency in CFR15.205/IC7.2.2 Restricted Band

Pk - Peak detector

RMS - RMS detection

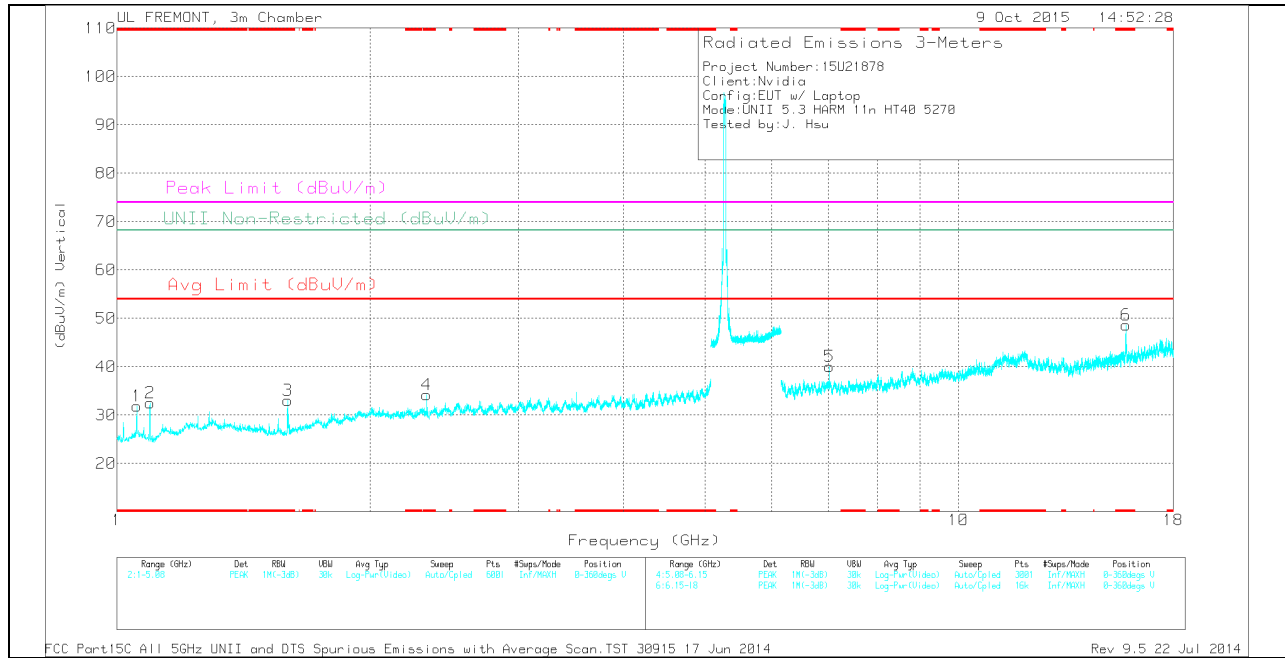
HARMONICS AND SPURIOUS EMISSIONS

LOW CHANNEL HORIZONTAL



Note: Emission was scanned up to 40GHz; No emissions were detected above the noise floor which was at least 20dB below the specification limit.

LOW CHANNEL VERTICAL



Note: Emission was scanned up to 40GHz; No emissions were detected above the noise floor which was at least 20dB below the specification limit.

LOW CHANNEL DATA

TRACE MARKERS

Marker	Frequency (GHz)	Meter Reading (dBuV)	Det	AF T119 (dB/m)	Amp/Cbl/Filr/Pad (dB)	DC Corr (dB)	Corrected Reading (dBuV/m)	Avg Limit (dBuV/m)	Margin (dB)	Peak Limit (dBuV/m)	PK Margin (dB)	UNII Non-Restricted (dBuV/m)	PK Margin (dB)	Azimuth (Degs)	Height (cm)	Polarity
1	* 1.056	37.73	PK	27.3	-33.1	0	31.93	-	-	74	-42.07	-	-	0-360	100	V
2	* 1.095	38.27	PK	27.3	-33	0	32.57	-	-	74	-41.43	-	-	0-360	200	V
3	* 1.596	37.7	PK	28	-32.7	0	33	-	-	74	-41	-	-	0-360	200	V
4	* 2.335	34.37	PK	31.8	-32	0	34.17	-	-	74	-39.83	-	-	0-360	200	V
6	* 15.815	33.87	PK	40.3	-25.5	0	48.67	-	-	74	-25.33	-	-	0-360	200	V
5	7.027	32.59	PK	35.6	-28.1	0	40.09	-	-	-	-	68.2	-28.11	0-360	200	V

* - indicates frequency in CFR15.205/IC7.2.2 Restricted Band

PK - Peak detector

RADIATED EMISSIONS

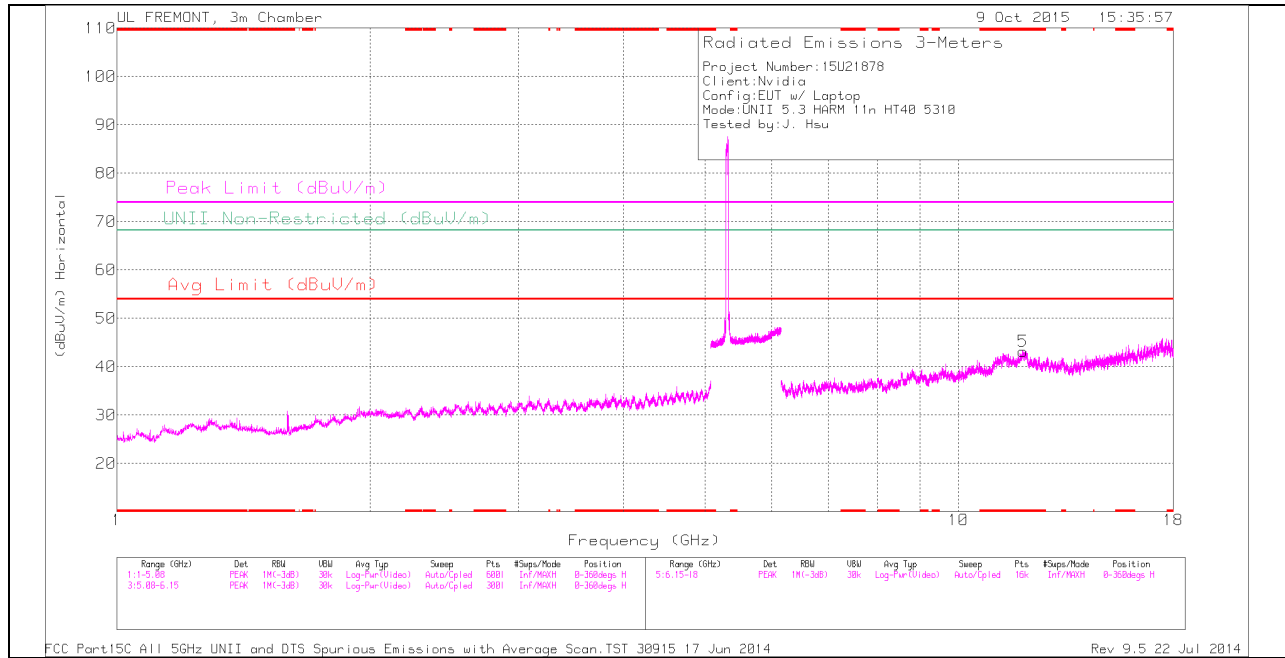
Frequency (GHz)	Meter Reading (dBuV)	Det	AF T119 (dB/m)	Amp/Cbl/Filr/Pad (dB)	DC Corr (dB)	Corrected Reading (dBuV/m)	Avg Limit (dBuV/m)	Margin (dB)	Peak Limit (dBuV/m)	PK Margin (dB)	UNII Non-Restricted (dBuV/m)	PK Margin (dB)	Azimuth (Degs)	Height (cm)	Polarity
* 1.056	45.14	PK1	27.3	-33.1	0	39.34	-	-	74	-34.66	-	-	4	355	V
* 1.056	37.95	AD1	27.3	-33.1	1.07	33.22	54	-20.78	-	-	-	-	4	355	V
* 1.095	44.42	PK1	27.3	-33	0	38.72	-	-	74	-35.28	-	-	325	149	V
* 1.094	38	AD1	27.3	-33	1.07	33.37	54	-20.63	-	-	-	-	325	149	V
* 1.597	44.5	PK1	28	-32.7	0	39.8	-	-	74	-34.2	-	-	325	149	V
* 1.594	30.19	AD1	28	-32.8	1.07	26.46	54	-27.54	-	-	-	-	325	149	V
* 2.335	43.93	PK1	31.8	-32	0	43.73	-	-	74	-30.27	-	-	335	298	V
* 2.335	35.03	AD1	31.8	-32	1.07	35.9	54	-18.1	-	-	-	-	335	298	V
* 15.816	47.08	PK1	40.3	-25.6	0	61.78	-	-	74	-12.22	-	-	73	346	V
* 15.815	34.04	AD1	40.3	-25.5	1.07	49.91	54	-4.09	-	-	-	-	73	346	V
7.027	40.08	PK1	35.6	-28.1	0	47.58	-	-	-	-	68.2	-20.62	142	217	V
7.027	29.8	AD1	35.6	-28.1	1.07	38.37	-	-	-	-	-	-	142	217	V

* - indicates frequency in CFR15.205/IC7.2.2 Restricted Band

PK1 - KDB789033 Method: Peak

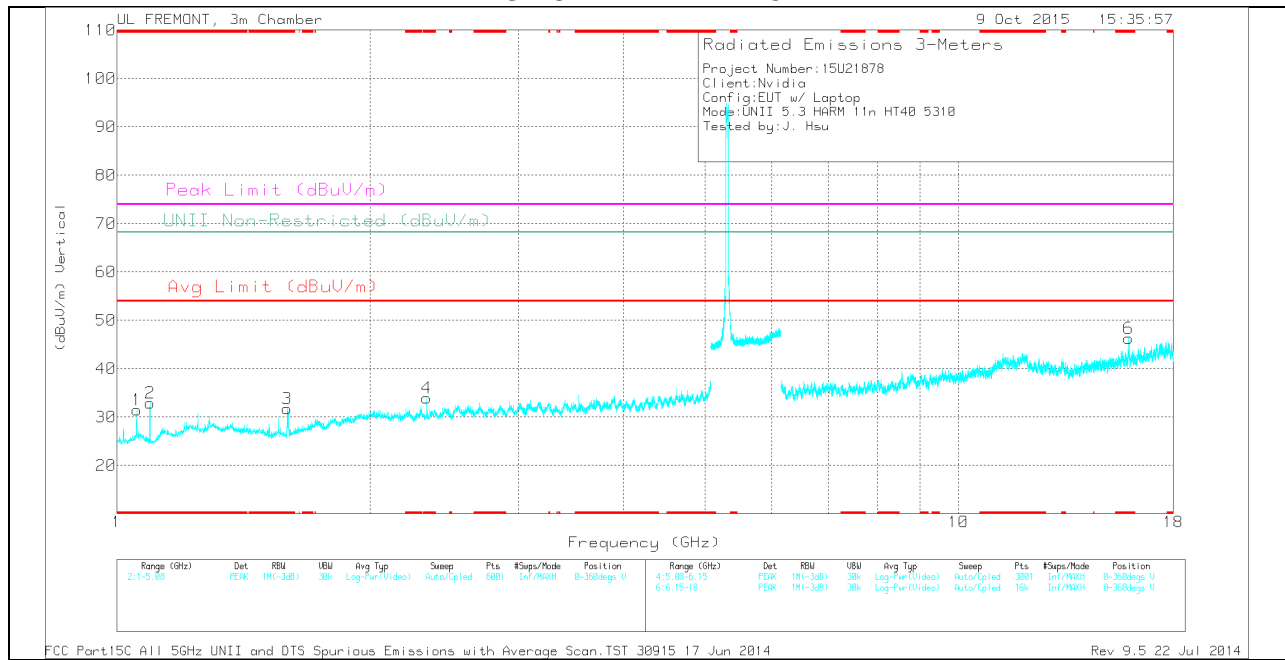
AD1 - KDB789033 Method: AD Primary Power Average

HIGH CHANNEL HORIZONTAL



Note: Emission was scanned up to 40GHz; No emissions were detected above the noise floor which was at least 20dB below the specification limit.

HIGH CHANNEL VERTICAL



Note: Emission was scanned up to 40GHz; No emissions were detected above the noise floor which was at least 20dB below the specification limit.

HIGH CHANNEL DATA

TRACE MARKERS

Marker	Frequency (GHz)	Meter Reading (dBuV)	Det	AF T119 (dB/m)	Amp/Cbl/Ftr/Pad (dB)	DC Corr (dB)	Corrected Reading (dBuV/m)	Avg Limit (dBuV/m)	Margin (dB)	Peak Limit (dBuV/m)	PK Margin (dB)	UNII Non-Restricted (dBuV/m)	PK Margin (dB)	Azimuth (Degs)	Height (cm)	Polarity
1	* 1.056	37.29	PK	27.3	-33.1	0	31.49	-	-	74	-42.51	-	-	0-360	100	V
2	* 1.095	38.57	PK	27.3	-33	0	32.87	-	-	74	-41.13	-	-	0-360	100	V
3	* 1.594	36.4	PK	28	-32.7	0	31.7	-	-	74	-42.3	-	-	0-360	100	V
4	* 2.335	34.16	PK	31.8	-32	0	33.96	-	-	74	-40.04	-	-	0-360	200	V
5	* 11.923	27.72	PK	39.1	-23.6	0	43.22	-	-	74	-30.78	-	-	0-360	100	H
6	* 15.937	30.98	PK	40.3	-25	0	46.28	-	-	74	-27.72	-	-	0-360	200	V

* - indicates frequency

RADIATED EMISSIONS

Frequency (GHz)	Meter Reading (dBuV)	Det	AF T119 (dB/m)	Amp/Cbl/Ftr/Pad (dB)	DC Corr (dB)	Corrected Reading (dBuV/m)	Avg Limit (dBuV/m)	Margin (dB)	Peak Limit (dBuV/m)	PK Margin (dB)	UNII Non-Restricted (dBuV/m)	PK Margin (dB)	Azimuth (Degs)	Height (cm)	Polarity
* 1.056	44.25	PK1	27.3	-33.1	0	38.45	-	-	74	-35.55	-	-	314	368	V
* 1.056	35.69	AD1	27.3	-33.1	1.07	30.96	54	-23.04	-	-	-	-	314	368	V
* 1.094	44.54	PK1	27.3	-33	0	38.84	-	-	74	-35.16	-	-	322	160	V
* 1.094	38	AD1	27.3	-33	1.07	33.37	54	-20.63	-	-	-	-	322	160	V
* 1.593	53.83	PK1	28	-32.8	0	49.03	-	-	74	-24.97	-	-	274	202	V
* 1.594	32.07	AD1	28	-32.8	1.07	28.34	54	-25.66	-	-	-	-	274	202	V
* 2.335	40.84	PK1	31.8	-32	0	40.64	-	-	74	-33.36	-	-	274	202	V
* 2.334	28.94	AD1	31.8	-32	1.07	29.81	54	-24.19	-	-	-	-	274	202	V
* 11.923	37.41	PK1	39.1	-23.6	0	52.91	-	-	74	-21.09	-	-	274	202	H
* 11.924	25.61	AD1	39.1	-23.6	1.07	42.18	54	-11.82	-	-	-	-	274	202	H
* 15.937	46.26	PK1	40.3	-25	0	61.56	-	-	74	-12.44	-	-	82	342	V
* 15.936	32.47	AD1	40.3	-25	1.07	48.84	54	-5.16	-	-	-	-	82	342	V

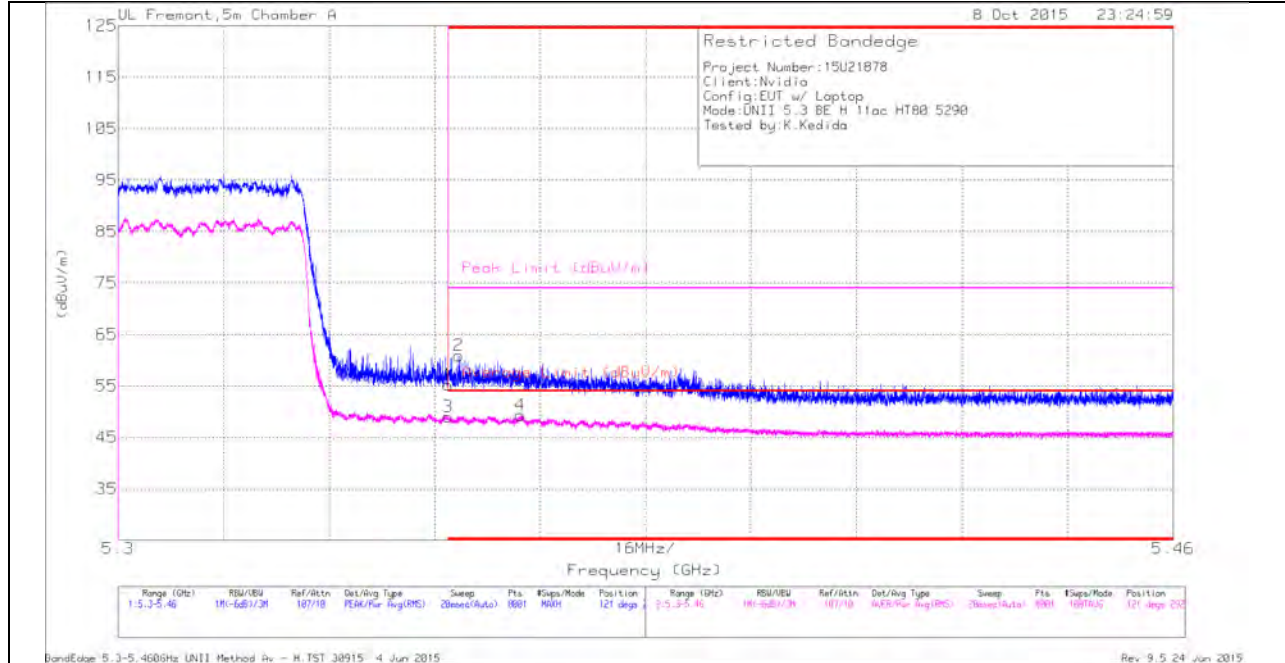
* - indicates frequency in CFR15.205/IC7.2.2 Restricted Band

PK1 - KDB789033 Method: Peak

AD1 - KDB789033 Method: AD Primary Power Average

10.2.5. TX ABOVE 1 GHz 802.11ac HT80 MODE IN THE 5.3 GHz BAND
AUTHORIZED BANDEDGE (HIGH CHANNEL)

HORIZONTAL PEAK AND AVERAGE PLOT



HORIZONTAL DATA

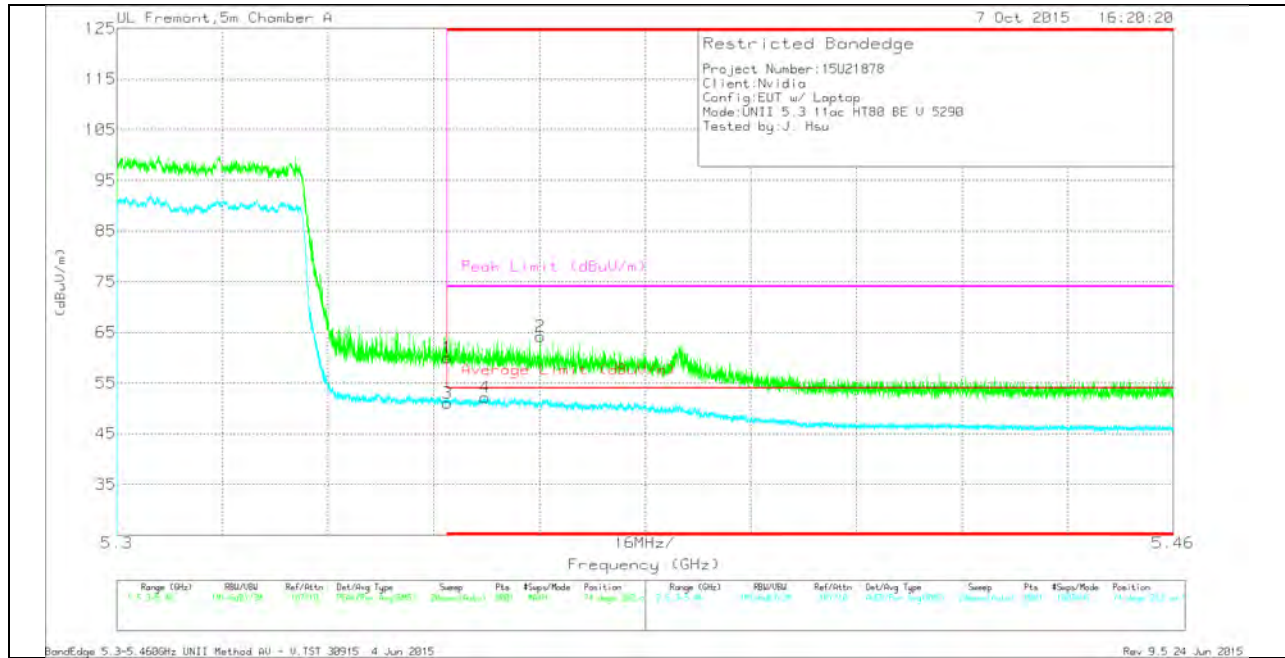
Marker	Frequency (GHz)	Meter Reading (dBuV)	Det	AF T136 (dB/m)	Amp/Cb/Fit r/Pad (dB)	DC Corr (dB)	Corrected Reading (dBuV/m)	Average Limit (dBuV/m)	Margin (dB)	Peak Limit (dBuV/m)	PK Margin (dB)	Azimuth (Degs)	Height (cm)	Polarity
1	* 5.35	40.82	Pk	34.6	-20.2	0	55.22	-	-	74	-18.78	121	292	H
3	* 5.35	32.78	RMS	34.6	-20.2	1.82	49	54	-5	-	-	121	292	H
2	* 5.352	46.5	Pk	34.6	-20.2	0	60.9	-	-	74	-13.1	121	292	H
4	* 5.361	32.99	RMS	34.6	-20.1	1.82	49.31	54	-4.69	-	-	121	292	H

* - indicates frequency in CFR15.205/IC7.2.2 Restricted Band

Pk - Peak detector

RMS - RMS detection

VERTICAL PEAK AND AVERAGE PLOT



VERTICAL DATA

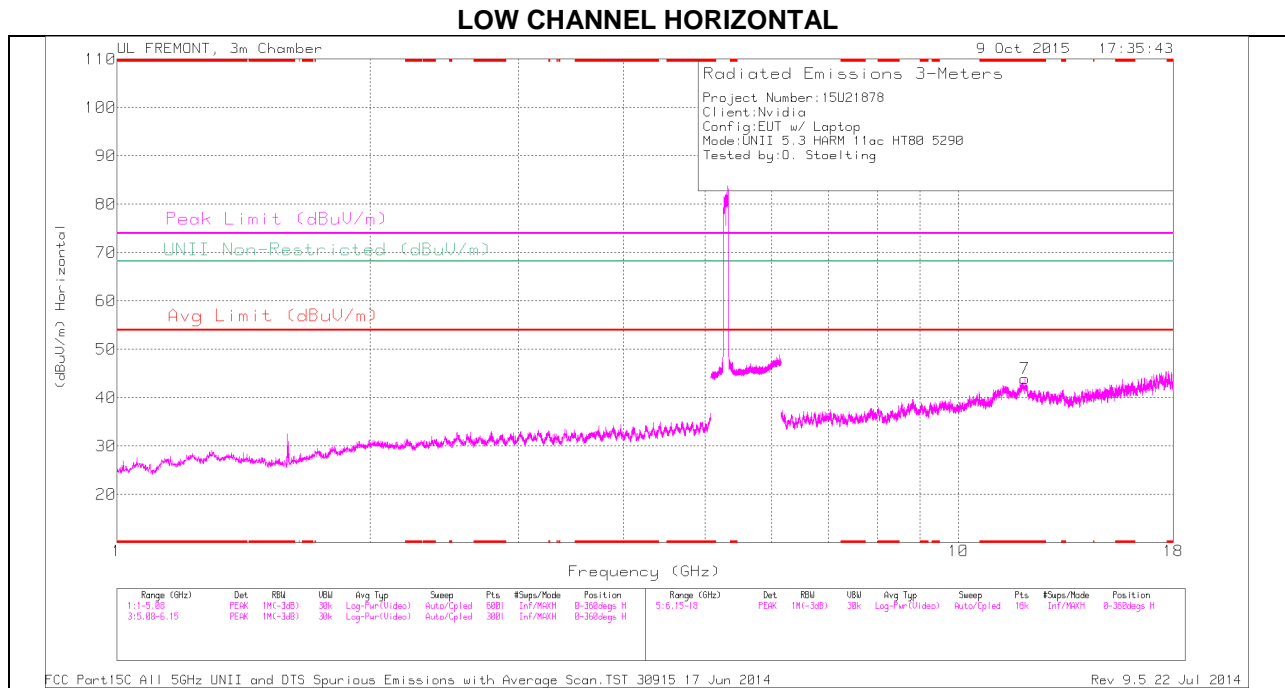
Marker	Frequency (GHz)	Meter Reading (dBuV)	Det	AF T136 (dB/m)	Amp/Cbl/Fit r/Pad (dB)	DC Corr (dB)	Corrected Reading (dBuV/m)	Average Limit (dBuV/m)	Margin (dB)	Peak Limit (dBuV/m)	PK Margin (dB)	Azimuth (Degs)	Height (cm)	Polarity
1	* 5.35	45.57	Pk	34.6	-20.2	0	59.97	-	-	74	-14.03	74	282	V
2	* 5.364	49.69	Pk	34.6	-20.1	0	64.19	-	-	74	-9.81	74	282	V
3	* 5.35	34.82	RMS	34.6	-20.2	1.82	51.04	54	-2.96	-	-	74	282	V
4	* 5.356	35.89	RMS	34.6	-20.1	1.82	52.21	54	-1.79	-	-	74	282	V

* - indicates frequency in CFR15.205/IC7.2.2 Restricted Band

Pk - Peak detector

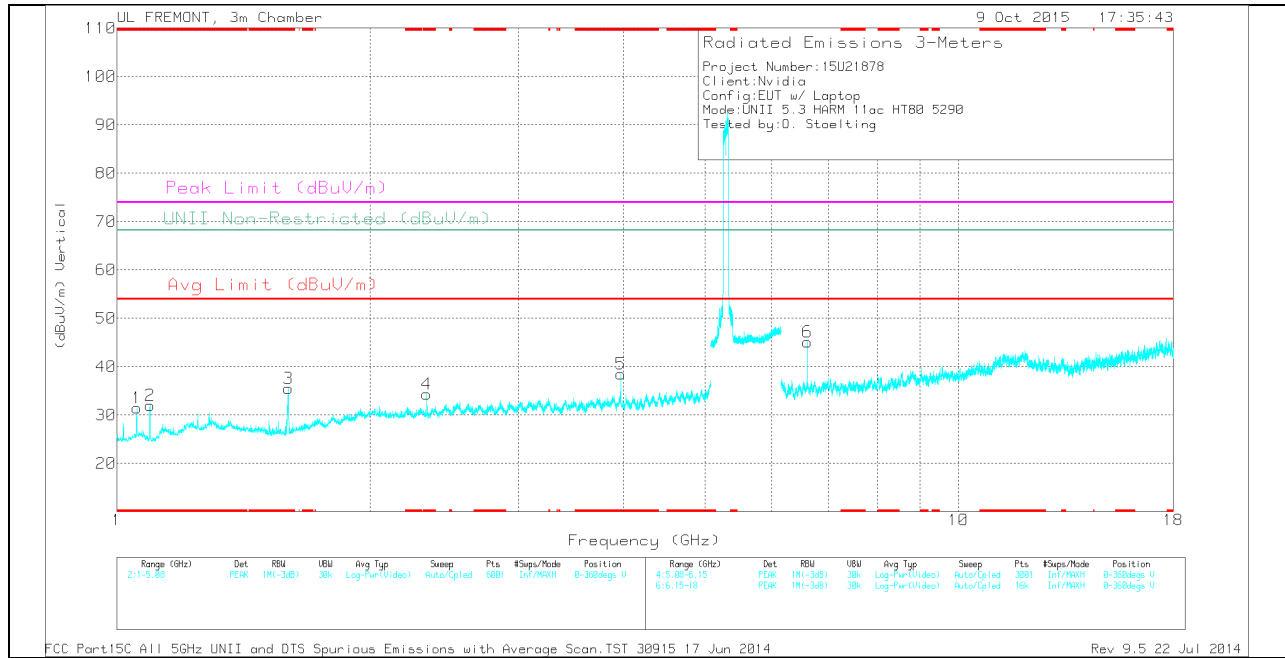
RMS - RMS detection

HARMONICS AND SPURIOUS EMISSIONS



Note: Emission was scanned up to 40GHz; No emissions were detected above the noise floor which was at least 20dB below the specification limit.

LOW CHANNEL VERTICAL



Note: Emission was scanned up to 40GHz; No emissions were detected above the noise floor which was at least 20dB below the specification limit.

LOW CHANNEL DATA

TRACE MARKERS

Marker	Frequency (GHz)	Meter Reading (dBuV)	Det	AF T119 (dB/m)	Amp/Cbl/Ftr/Pad (dB)	DC Corr (dB)	Corrected Reading (dBuV/m)	Avg Limit (dBuV/m)	Margin (dB)	Peak Limit (dBuV/m)	PK Margin (dB)	UNII Non-Restricted (dBuV/m)	PK Margin (dB)	Azimuth (Degs)	Height (cm)	Polarity
1	* 1.056	37.26	PK	27.3	-33.1	0	31.46	-	-	74	-42.54	-	-	0-360	100	V
2	* 1.095	37.71	PK	27.3	-33	0	32.01	-	-	74	-41.99	-	-	0-360	200	V
3	* 1.598	40.2	PK	28	-32.7	0	35.5	-	-	74	-38.5	-	-	0-360	200	V
4	* 2.335	34.53	PK	31.8	-32	0	34.33	-	-	74	-39.67	-	-	0-360	100	V
5	* 3.968	36.06	PK	33.2	-30.8	0	38.46	-	-	74	-35.54	-	-	0-360	200	V
7	* 11.999	28.22	PK	39.1	-23.4	0	43.92	-	-	74	-30.08	-	-	0-360	100	H
6	6.612	38.33	PK	35.6	-28.8	0	45.13	-	-	-	-	68.2	-23.07	0-360	200	V

* - indicates frequency in CFR15.205/IC7.2.2 Restricted Band

PK - Peak detector

RADIATED EMISSIONS

Frequency (GHz)	Meter Reading (dBuV)	Det	AF T119 (dB/m)	Amp/Cbl/Ftr/Pad (dB)	DC Corr (dB)	Corrected Reading (dBuV/m)	Avg Limit (dBuV/m)	Margin (dB)	Peak Limit (dBuV/m)	PK Margin (dB)	UNII Non-Restricted (dBuV/m)	PK Margin (dB)	Azimuth (Degs)	Height (cm)	Polarity
* 1.056	45.21	PK1	27.3	-33.1	0	39.41	-	-	74	-34.59	-	-	358	326	V
* 1.056	36.9	AD1	27.3	-33.1	1.82	32.92	54	-21.08	-	-	-	-	358	326	V
* 1.094	44.38	PK1	27.3	-33	0	38.68	-	-	74	-35.32	-	-	321	168	V
* 1.094	37.43	AD1	27.3	-33	1.82	33.55	54	-20.45	-	-	-	-	321	168	V
* 1.597	55.56	PK1	28	-32.7	0	50.86	-	-	74	-23.14	-	-	265	208	V
* 1.598	32.18	AD1	28	-32.7	1.82	29.30	54	-24.70	-	-	-	-	265	208	V
* 2.335	42.88	PK1	31.8	-32	0	42.68	-	-	74	-31.32	-	-	353	301	V
* 2.335	34.03	AD1	31.8	-32	1.82	35.65	54	-18.35	-	-	-	-	353	301	V
* 3.968	44.78	PK1	33.2	-30.8	0	47.18	-	-	74	-26.82	-	-	50	204	V
* 3.968	37.52	AD1	33.2	-30.8	1.82	41.74	54	-12.26	-	-	-	-	50	204	V
* 12	36.78	PK1	39.1	-23.4	0	52.48	-	-	74	-21.52	-	-	86	151	H
* 12.001	24.41	AD1	39.1	-23.4	1.82	41.93	54	-12.07	-	-	-	-	86	151	H
6.612	33.21	AD1	35.6	-28.8	1.82	41.83	-	-	-	-	-	-	0	122	V
6.613	42.05	PK1	35.6	-28.8	0	48.85	-	-	-	-	68.2	-19.35	0	122	V

* - indicates frequency in CFR15.205/IC7.2.2 Restricted Band

PK1 - KDB789033 Method: Peak

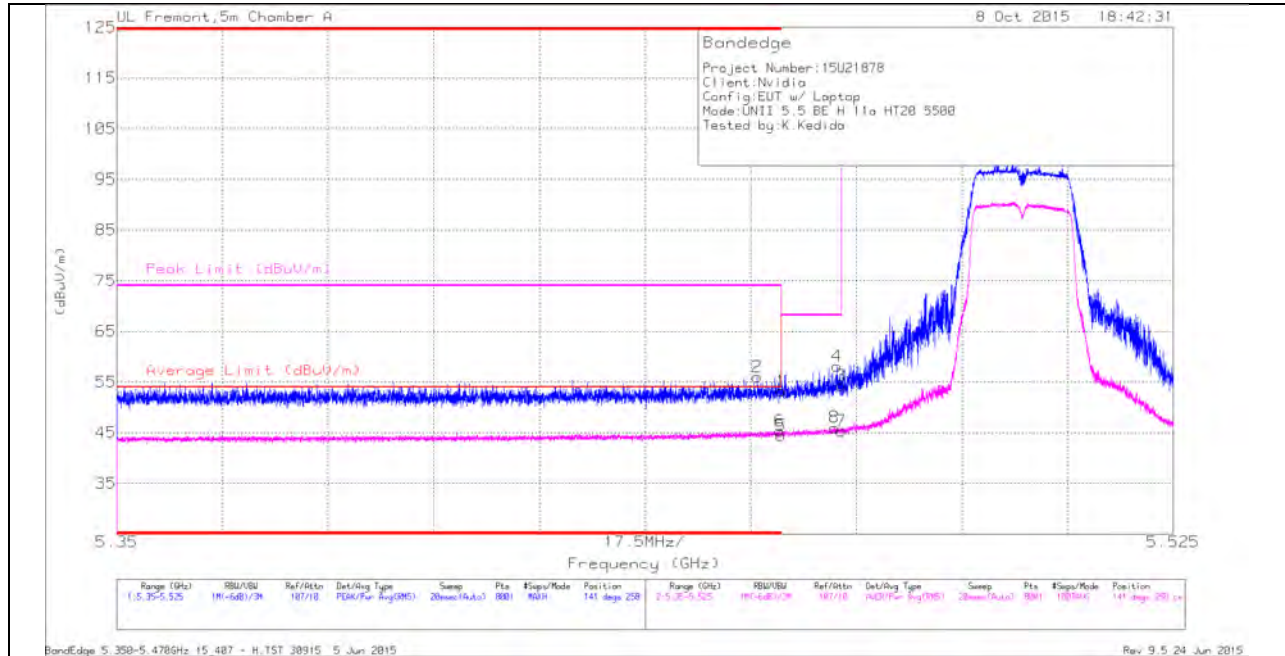
AD1 - KDB789033 Method: AD Primary Power Average

10.3. 5.5-5.6 GHz

10.3.1. TX ABOVE 1 GHz 802.11a SISO MODE IN THE 5.5 GHz BAND (Chain 0)

RESTRICTED BANDEDGE (LOW CHANNEL)

HORIZONTAL PEAK AND AVERAGE PLOT



HORIZONTAL DATA

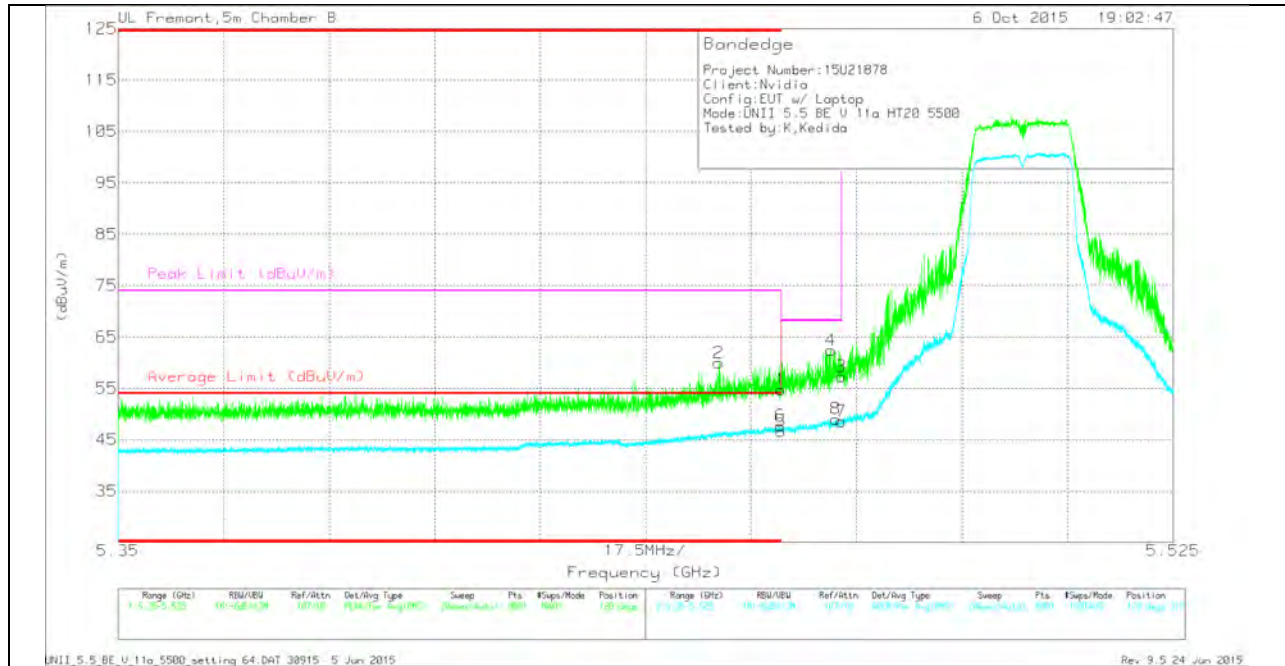
Marker	Frequency (GHz)	Meter Reading (dBuV)	Det	AF T136 (dB/m)	Amp/Cb/Filter/Pad (dB)	DC Corr (dB)	Corrected Reading (dBuV/m)	Average Limit (dBuV/m)	Margin (dB)	Peak Limit (dBuV/m)	PK Margin (dB)	Azimuth (Degs)	Height (cm)	Polarity
1	* 5.46	39.02	Pk	34.5	-20.2	0	53.32	-	-	74	-20.68	141	258	H
2	* 5.456	41.65	Pk	34.5	-20.2	0	55.95	-	-	74	-18.05	141	258	H
5	* 5.46	29.88	RMS	34.5	-20.2	.29	44.47	54	-9.53	-	-	141	258	H
6	* 5.46	30.75	RMS	34.5	-20.2	.29	45.34	54	-8.66	-	-	141	258	H
4	5.469	43.66	Pk	34.5	-20.1	0	58.06	-	-	68.2	-10.14	141	258	H
8	5.469	31.32	RMS	34.5	-20.1	.29	46.01	-	-	-	-	141	258	H
3	5.47	39.91	Pk	34.5	-20.1	0	54.31	-	-	68.2	-13.89	141	258	H
7	5.47	30.64	RMS	34.5	-20.1	.29	45.33	-	-	-	-	141	258	H

* - indicates frequency in CFR15.205/IC7.2.2 Restricted Band

Pk - Peak detector

RMS - RMS detection

VERTICAL PEAK AND AVERAGE PLOT



VERTICAL DATA

Marker	Frequency (GHz)	Meter Reading (dBuV)	Det	AF T345 (dB/m)	Amp/Cb/Filter/Pad (dB)	DC Corr (dB)	Corrected Reading (dBuV/m)	Average Limit (dBuV/m)	Margin (dB)	Peak Limit (dBuV/m)	PK Margin (dB)	Azimuth (Degs)	Height (cm)	Polarity
1	* 5.46	42.24	Pk	34.5	-22	0	54.74	-	-	74	-19.26	120	315	V
2	* 5.45	47.55	Pk	34.5	-22.1	0	59.95	-	-	74	-14.05	120	315	V
5	* 5.46	33.59	RMS	34.5	-22	.29	46.38	54	-7.62	-	-	120	315	V
6	* 5.46	34.59	RMS	34.5	-22	.29	47.38	54	-6.62	-	-	120	315	V
4	5.468	50	Pk	34.5	-22.1	0	62.4	-	-	68.2	-5.8	120	315	V
8	5.469	36.04	RMS	34.5	-22.1	.29	48.73	-	-	-	-	120	315	V
3	5.47	44.91	Pk	34.5	-22.1	0	57.31	-	-	68.2	-10.89	120	315	V
7	5.47	35.57	RMS	34.5	-22.1	.29	48.26	-	-	-	-	120	315	V

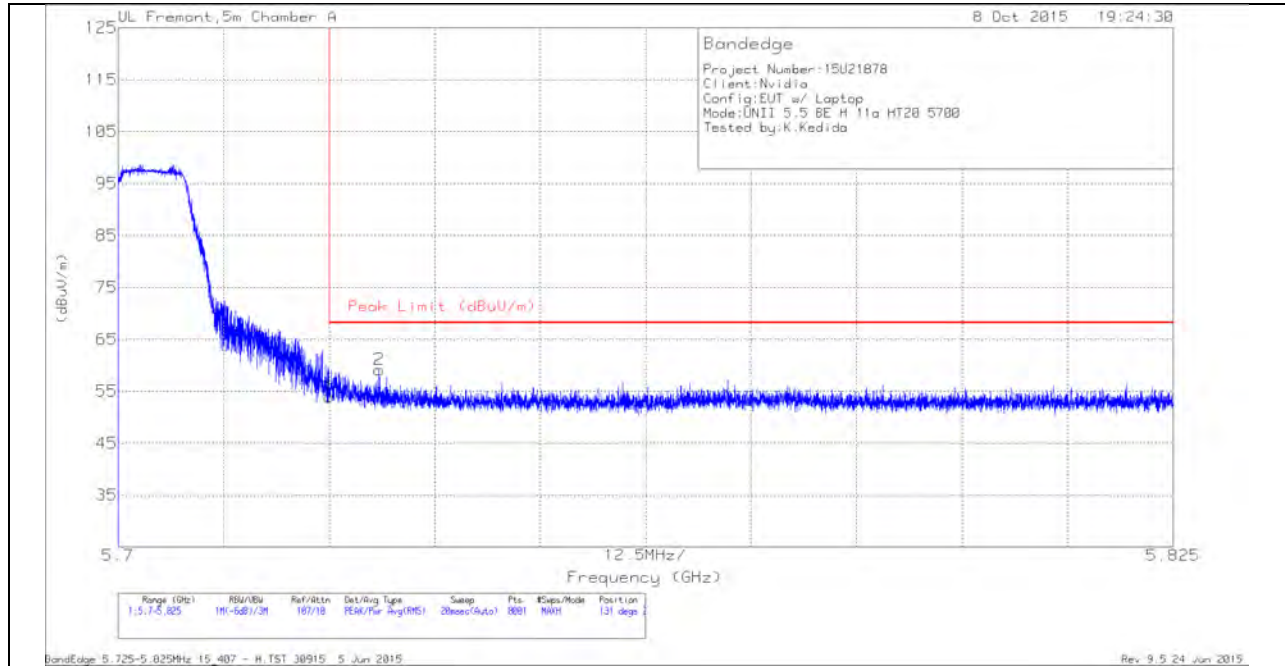
* - indicates frequency in CFR15.205/IC7.2.2 Restricted Band

Pk - Peak detector

RMS - RMS detection

AUTHORIZED BANDEDGE (HIGH CHANNEL)

HORIZONTAL PEAK AND AVERAGE PLOT

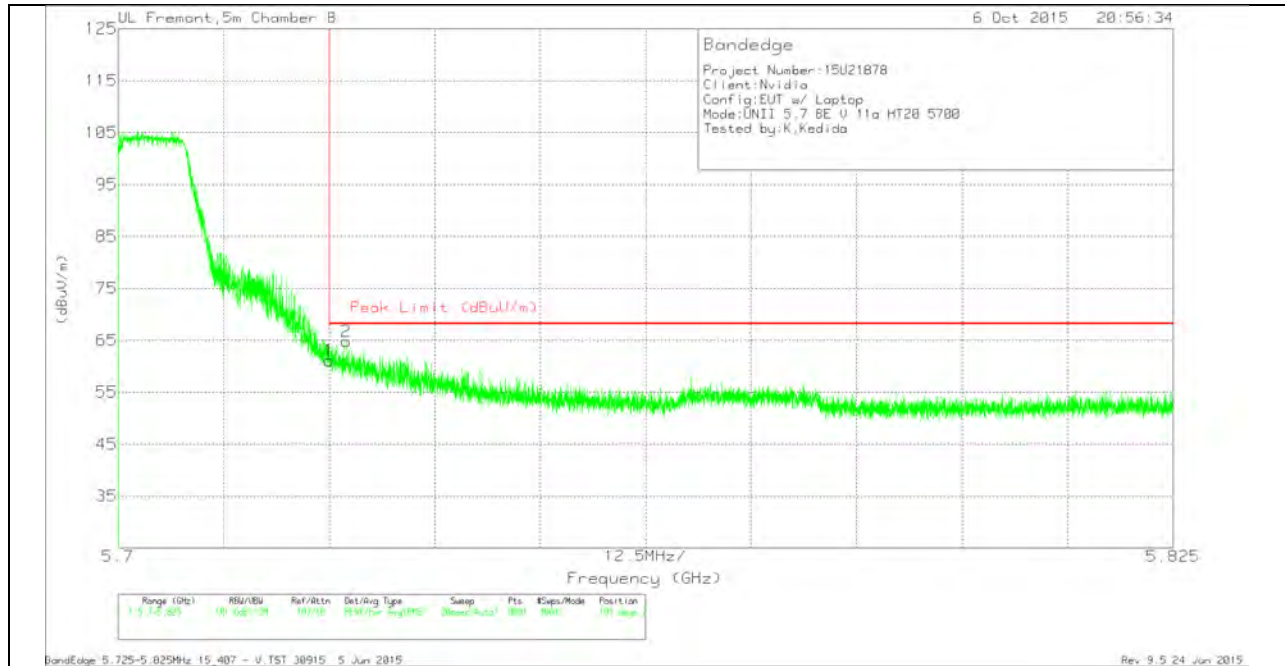


HORIZONTAL DATA

Marker	Frequency (GHz)	Meter Reading (dBuV)	Det	AF T136 (dB/m)	Amp/Cbl/F ltr/Pad (dB)	DC Corr (dB)	Corrected Reading (dBuV/m)	Peak Limit (dBuV/m)	PK Margin (dB)	Azimuth (Degs)	Height (cm)	Polarity
1	5.725	39.1	Pk	34.7	-19.8	0	54	68.2	-14.2	131	294	H
2	5.731	44.17	Pk	34.7	-19.7	0	59.17	68.2	-9.03	131	294	H

Pk - Peak detector

VERTICAL PEAK AND AVERAGE PLOT

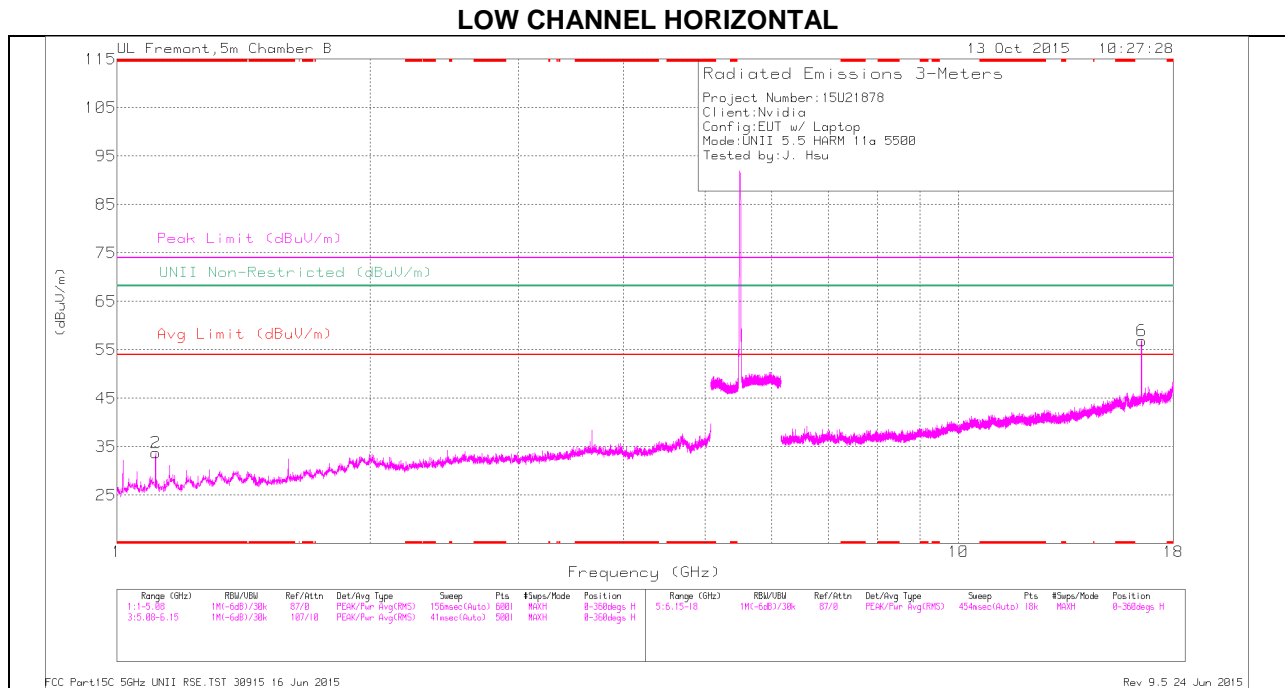


VERTICAL DATA

Marker	Frequency (GHz)	Meter Reading (dBuV)	Det	AF T345 (dB/m)	Amp/Cbl/Fit r/Pad (dB)	Corrected Reading (dBuV/m)	Peak Limit (dBuV/m)	PK Margin (dB)	Azimuth (Degs)	Height (cm)	Polarity
1	5.725	47.83	Pk	35	-21.7	61.13	68.2	-7.07	181	251	V
2	5.727	51.49	Pk	35	-21.7	64.79	68.2	-3.41	181	251	V

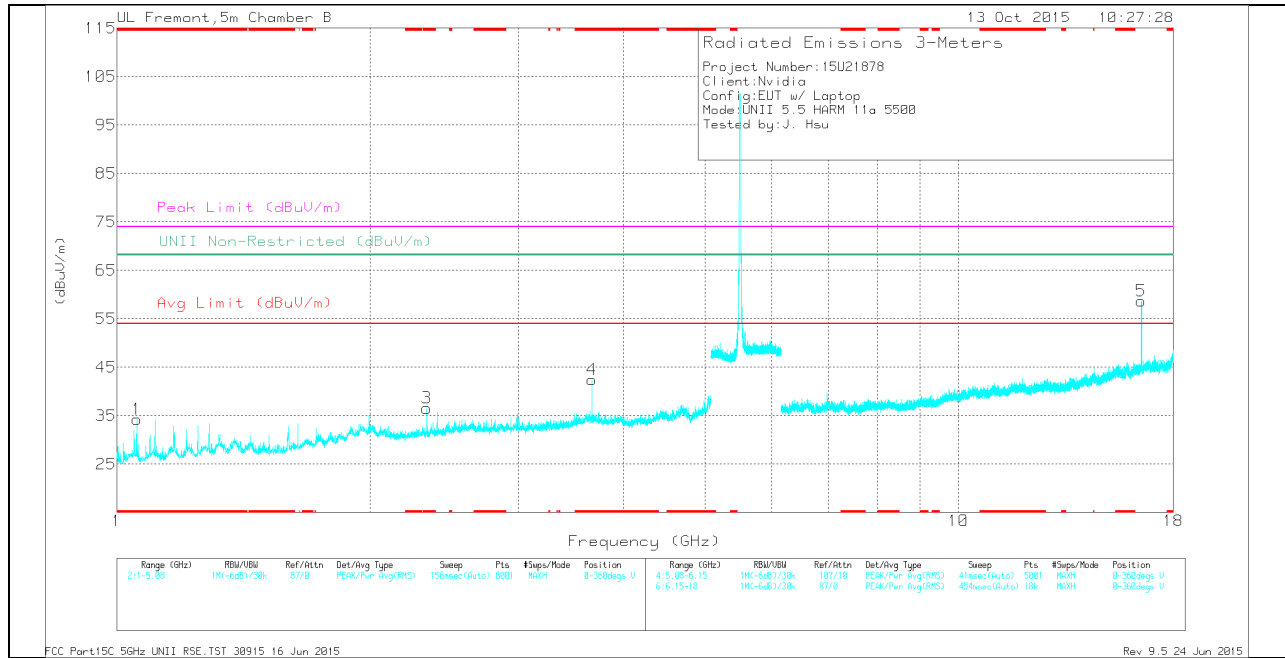
Pk - Peak detector

HARMONICS AND SPURIOUS EMISSIONS



Note: Emission was scanned up to 40GHz; No emissions were detected above the noise floor which was at least 20dB below the specification limit.

LOW CHANNEL VERTICAL



Note: Emission was scanned up to 40GHz; No emissions were detected above the noise floor which was at least 20dB below the specification limit.

LOW CHANNEL DATA

TRACE MARKERS

Marker	Frequency (GHz)	Meter Reading (dBuV)	Det	AF T345 (dB/m)	Amp/Cbl/Filtr/Pad (dB)	DC Corr (dB)	Corrected Reading (dBuV/m)	Avg Limit (dBuV/m)	Margin (dB)	Peak Limit (dBuV/m)	PK Margin (dB)	UNII Non-Restricted (dBuV/m)	PK Margin (dB)	Azimuth (Degs)	Height (cm)	Polarity
2	* 1.112	41.43	Pk	27.7	-35.4	0	33.73	-	-	74	-40.27	-	-	0-360	101	H
1	* 1.056	42.47	Pk	27.5	-35.7	0	34.27	-	-	74	-39.73	-	-	0-360	101	V
3	* 2.335	38.95	Pk	31.7	-34.1	0	36.55	-	-	74	-37.45	-	-	0-360	200	V
4	* 3.667	42	Pk	33.7	-33.2	0	42.5	-	-	74	-31.5	-	-	0-360	200	V
5	16.497	39.48	Pk	41.3	-22.1	0	58.68	-	-	-	-	68.2	-9.52	0-360	101	V
6	16.502	37.65	Pk	41.3	-22.1	0	56.85	-	-	-	-	68.2	-11.35	0-360	199	H

* - indicates frequency in CFR15.205/IC7.2.2 Restricted Band

Pk - Peak detector

RADIATED EMISSIONS

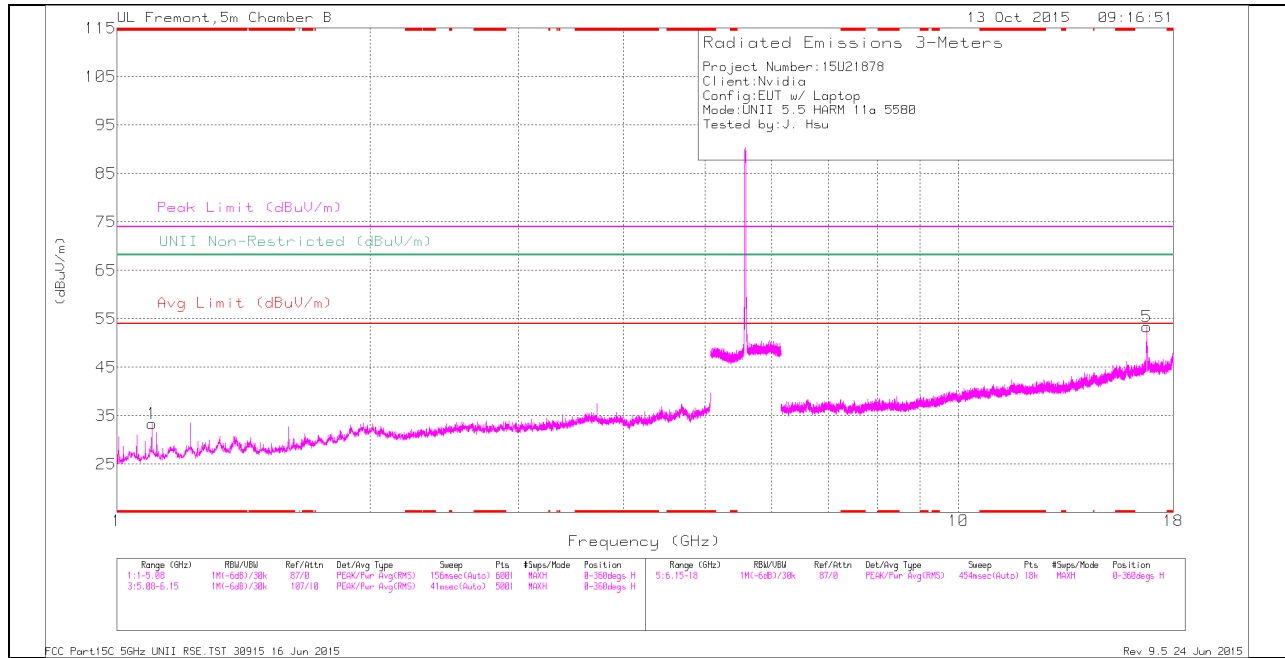
Frequency (GHz)	Meter Reading (dBuV)	Det	AF T345 (dB/m)	Amp/Cbl/Filtr/Pad (dB)	DC Corr (dB)	Corrected Reading (dBuV/m)	Avg Limit (dBuV/m)	Margin (dB)	Peak Limit (dBuV/m)	PK Margin (dB)	UNII Non-Restricted (dBuV/m)	PK Margin (dB)	Azimuth (Degs)	Height (cm)	Polarity
* 1.113	43.82	PK-U	27.7	-35.4	0	36.12	-	-	74	-37.88	-	-	1	101	H
* 1.111	32.14	ADR	27.7	-35.4	-29	24.73	54	-29.27	-	-	-	-	1	101	H
* 1.056	50.38	PK-U	27.5	-35.7	0	42.18	-	-	74	-31.82	-	-	292	163	V
* 1.056	41.72	ADR	27.5	-35.7	.29	33.81	54	-20.19	-	-	-	-	292	163	V
* 2.335	47.66	PK-U	31.7	-34.1	0	45.26	-	-	74	-28.74	-	-	308	235	V
* 2.335	39.28	ADR	31.7	-34.1	-29	37.17	54	-16.83	-	-	-	-	308	235	V
* 3.667	46.53	PK-U	33.7	-33.2	0	47.03	-	-	74	-26.97	-	-	308	387	V
* 3.667	38.64	ADR	33.7	-33.2	.29	39.43	54	-14.57	-	-	-	-	308	387	V
16.501	34.52	ADR	41.3	-22.1	.29	54.01	-	-	-	-	-	-	112	287	H
16.503	48.64	PK-U	41.3	-22.1	0	67.84	-	-	-	-	68.2	-36	112	287	H
16.503	47.82	PK-U	41.3	-22.1	0	67.02	-	-	-	-	68.2	-1.18	87	110	V
16.503	33.73	ADR	41.3	-22.1	.29	53.22	-	-	-	-	-	-	87	110	V

* - indicates frequency in CFR15.205/IC7.2.2 Restricted Band

PK-U - U-NII: Maximum Peak

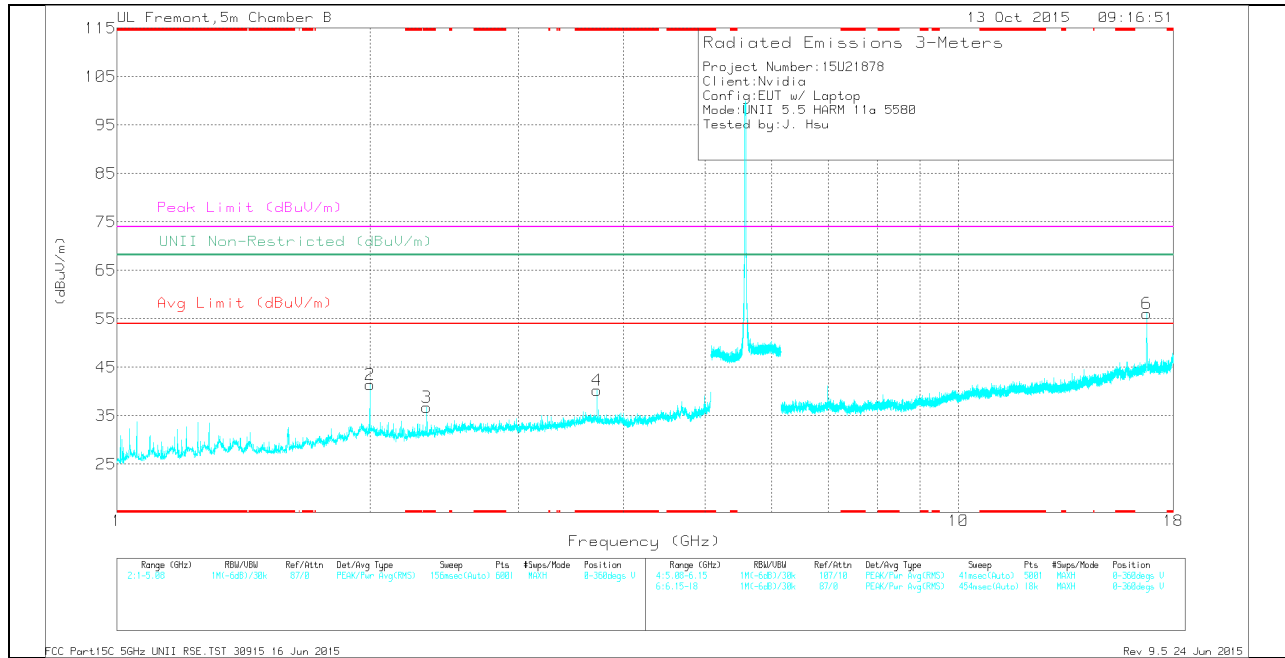
ADR - U-NII AD primary method, RMS average

MID CHANNEL HORIZONTAL



Note: Emission was scanned up to 40GHz; No emissions were detected above the noise floor which was at least 20dB below the specification limit.

MID CHANNEL VERTICAL



Note: Emission was scanned up to 40GHz; No emissions were detected above the noise floor which was at least 20dB below the specification limit.

MID CHANNEL DATA

TRACE MARKERS

Marker	Frequency (GHz)	Meter Reading (dBuV)	Det	AF T345 (dB/m)	Amp/Cbl/Filtr/Pad (dB)	DC Corr (dB)	Corrected Reading (dBuV/m)	Avg Limit (dBuV/m)	Margin (dB)	Peak Limit (dBuV/m)	PK Margin (dB)	UNII Non-Restricted (dBuV/m)	PK Margin (dB)	Azimuth (Degs)	Height (cm)	Polarity
1	* 1.1	41.29	Pk	27.6	-35.5	0	33.39	-	-	74	-40.61	-	-	0-360	199	H
3	* 2.335	39.18	Pk	31.7	-34.1	0	36.78	-	-	74	-37.22	-	-	0-360	199	V
4	* 3.72	39.3	Pk	33.6	-32.7	0	40.2	-	-	74	-33.8	-	-	0-360	199	V
2	1.998	43.15	Pk	32.3	-34	0	41.45	-	-	-	-	68.2	-26.75	0-360	199	V
5	16.742	33.55	Pk	41.8	-22	0	53.35	-	-	-	-	68.2	-14.85	0-360	199	H
6	16.742	36.3	Pk	41.8	-22	0	56.1	-	-	-	-	68.2	-12.1	0-360	102	V

* - indicates frequency in CFR15.205/IC7.2.2 Restricted Band

Pk - Peak detector

RADIATED EMISSIONS

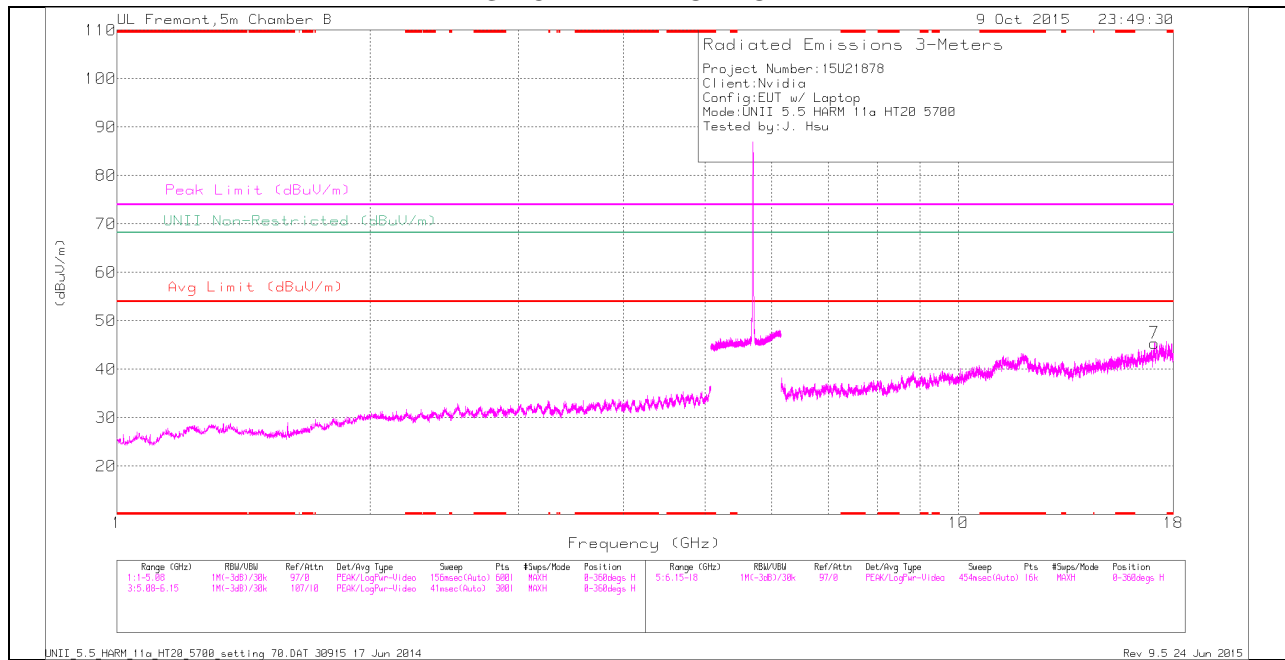
Frequency (GHz)	Meter Reading (dBuV)	Det	AF T345 (dB/m)	Amp/Cbl/Filtr/Pad (dB)	DC Corr (dB)	Corrected Reading (dBuV/m)	Avg Limit (dBuV/m)	Margin (dB)	Peak Limit (dBuV/m)	PK Margin (dB)	UNII Non-Restricted (dBuV/m)	PK Margin (dB)	Azimuth (Degs)	Height (cm)	Polarity
* 1.094	56.85	PK-U	27.6	-35.6	0	48.85	-	-	74	-25.15	-	-	117	199	H
* 1.094	34.97	ADR	27.6	-35.6	.29	27.26	54	-26.74	-	-	-	-	117	199	H
* 2.335	46.45	PK-U	31.7	-34.1	0	44.05	-	-	74	-29.95	-	-	315	203	V
* 2.335	38.04	ADR	31.7	-34.1	.29	35.93	54	-18.07	-	-	-	-	315	203	V
* 3.72	46.56	PK-U	33.6	-32.7	0	47.46	-	-	74	-26.54	-	-	133	229	V
* 3.72	37.58	ADR	33.6	-32.7	.29	38.77	54	-15.23	-	-	-	-	133	229	V
1.999	51.58	PK-U	32.3	-34	0	49.88	-	-	-	-	68.2	-18.32	254	116	V
1.999	31.47	ADR	32.3	-34	.29	30.06	-	-	-	-	-	-	254	116	V
16.741	30.79	ADR	41.8	-22	.29	50.88	-	-	-	-	-	-	360	197	H
16.741	47.7	PK-U	41.8	-22	0	67.5	-	-	-	-	68.2	-.7	74	105	V
16.741	34.32	ADR	41.8	-22	.29	54.41	-	-	-	-	-	-	74	105	V
16.742	44.71	PK-U	41.8	-22	0	64.51	-	-	-	-	68.2	-3.69	360	197	H

* - indicates frequency in CFR15.205/IC7.2.2 Restricted Band

PK-U - U-NII: Maximum Peak

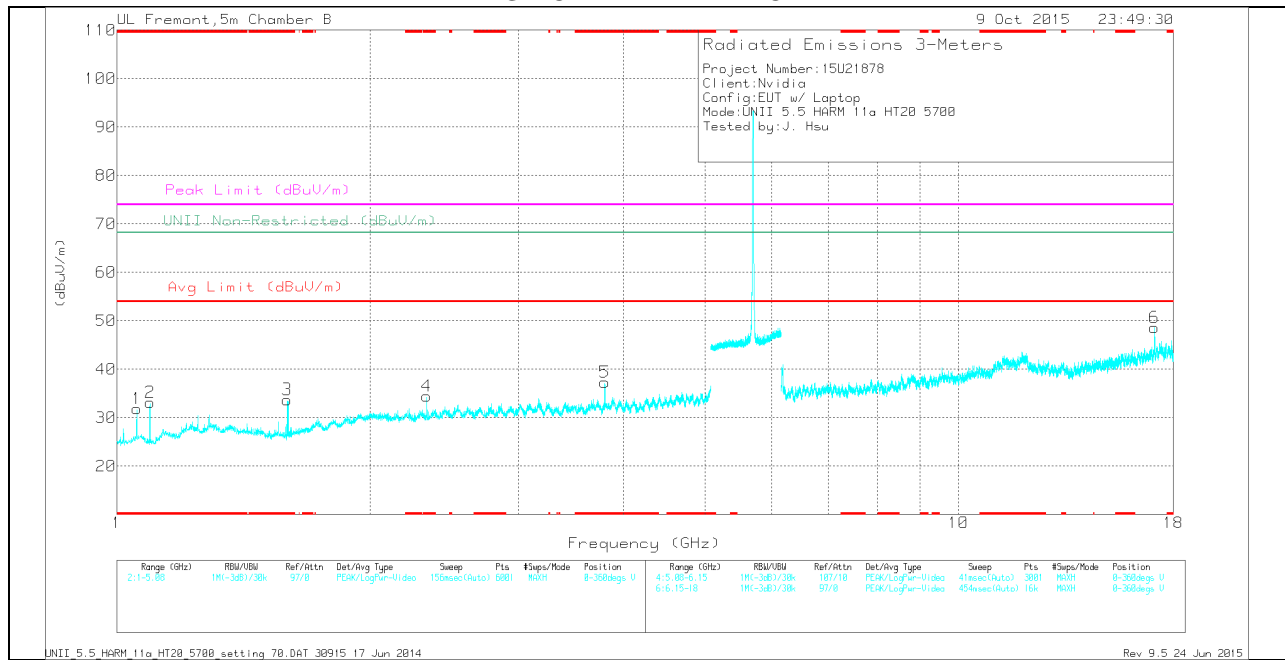
ADR - U-NII AD primary method, RMS average

HIGH CHANNEL HORIZONTAL



Note: Emission was scanned up to 40GHz; No emissions were detected above the noise floor which was at least 20dB below the specification limit.

HIGH CHANNEL VERTICAL



Note: Emission was scanned up to 40GHz; No emissions were detected above the noise floor which was at least 20dB below the specification limit.

HIGH CHANNEL DATA

TRACE MARKERS

Marker	Frequency (GHz)	Meter Reading (dBuV)	Det	AF T119 (dB/m)	Amp/Cbl/Filtr/Pad (dB)	DC Corr (dB)	Corrected Reading (dBuV/m)	Avg Limit (dBuV/m)	Margin (dB)	Peak Limit (dBuV/m)	PK Margin (dB)	UNII Non-Restricted (dBuV/m)	PK Margin (dB)	Azimuth (Degs)	Height (cm)	Polarity
1	* 1.056	37.45	Pk	27.3	-33.1	0	31.65	-	-	74	-42.35	68.2	-36.55	0-360	100	V
2	* 1.095	38.55	Pk	27.3	-33	0	32.85	-	-	74	-41.15	68.2	-35.35	0-360	100	V
3	* 1.594	38.17	Pk	28	-32.7	0	33.47	-	-	74	-40.53	68.2	-34.73	0-360	100	V
4	* 2.335	34.43	Pk	31.8	-32	0	34.23	-	-	74	-39.77	68.2	-33.97	0-360	200	V
5	* 3.8	34.93	Pk	33.1	-31	0	37.03	-	-	74	-36.97	68.2	-31.17	0-360	200	V
6	17.101	30.38	Pk	41.5	-23.2	0	48.68	-	-	74	-25.32	68.2	-19.52	0-360	100	V
7	17.104	27.14	Avg	41.5	-23.2	0	45.44	54	-8.56	-	-	-	-	0-360	200	H

* - indicates frequency in CFR15.205/IC7.2.2 Restricted Band

Pk - Peak detector

Avg - Video bandwidth < Resolution bandwidth

RADIATED EMISSIONS

Frequency (GHz)	Meter Reading (dBuV)	Det	AF T119 (dB/m)	Amp/Cbl/Filtr/Pad (dB)	DC Corr (dB)	Corrected Reading (dBuV/m)	Avg Limit (dBuV/m)	Margin (dB)	Peak Limit (dBuV/m)	PK Margin (dB)	UNII Non-Restricted (dBuV/m)	PK Margin (dB)	Azimuth (Degs)	Height (cm)	Polarity
* 1.056	45.3	PK1	27.3	-33.1	0	39.5	-	-	74	-34.5	68.2	-28.7	10	360	V
* 1.056	38.24	AD1	27.3	-33.1	.29	32.73	54	-21.27	-	-	-	-	10	360	V
* 1.056	45.21	PK1	27.3	-33.1	0	39.41	-	-	74	-34.59	68.2	-28.79	10	360	V
* 1.056	38.3	AD1	27.3	-33.1	.29	32.79	54	-21.21	-	-	-	-	10	360	V
* 1.094	44.65	PK1	27.3	-33	0	38.95	-	-	74	-35.05	68.2	-29.25	320	267	V
* 1.094	37.95	AD1	27.3	-33	.29	32.54	54	-21.46	-	-	-	-	320	267	V
* 1.593	50.37	PK1	28	-32.8	0	45.57	-	-	74	-28.43	68.2	-22.63	262	374	V
* 1.594	32.5	AD1	28	-32.8	.29	27.99	54	-26.01	-	-	-	-	262	374	V
* 2.335	44.16	PK1	31.8	-32	0	43.96	-	-	74	-30.04	68.2	-24.24	5	291	V
* 2.335	34.61	AD1	31.8	-32	.29	34.70	54	-19.30	-	-	-	-	5	291	V
* 3.8	43.15	PK1	33.1	-31	0	45.25	-	-	74	-28.75	68.2	-22.95	303	334	V
* 3.8	35.07	AD1	33.1	-31	.29	37.46	54	-16.54	-	-	-	-	303	334	V
17.098	35.11	ADR	41.5	-23.3	.29	53.60	-	-	-	-	-	-	73	338	V
17.103	47.88	PK-U	41.5	-23.2	0	66.18	-	-	74	-7.82	68.2	-2.02	31	240	H
17.103	33.55	ADR	41.5	-23.2	.29	52.14	-	-	-	-	-	-	31	240	H
17.103	48.91	PK-U	41.5	-23.2	0	67.21	-	-	74	-6.79	68.2	-.99	73	338	V

* - indicates frequency in CFR15.205/IC7.2.2 Restricted Band

PK1 - KDB789033 Method: Peak

AD1 - KDB789033 Method: AD Primary Power Average

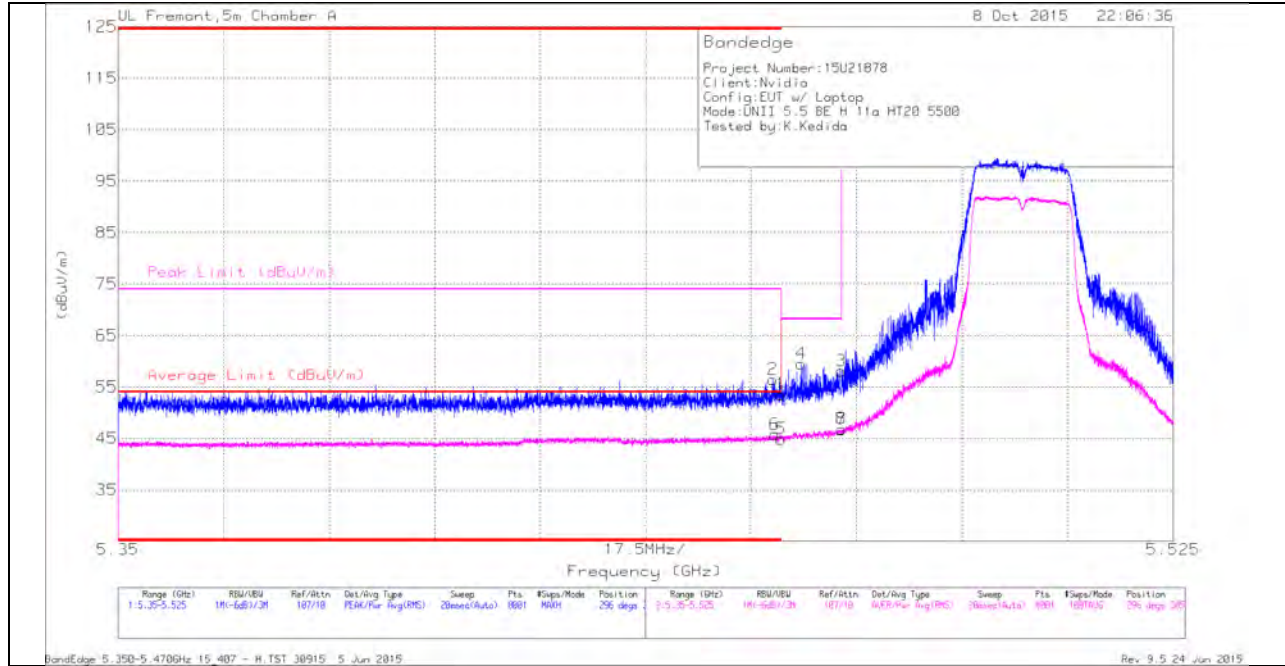
PK-U - U-NII: Maximum Peak

ADR - U-NII AD primary method, RMS average

10.3.2. TX ABOVE 1 GHz 802.11a SISO MODE IN THE 5.5 GHz BAND (Chain 1)

RESTRICTED BANDEDGE (LOW CHANNEL)

HORIZONTAL PEAK AND AVERAGE PLOT



HORIZONTAL DATA

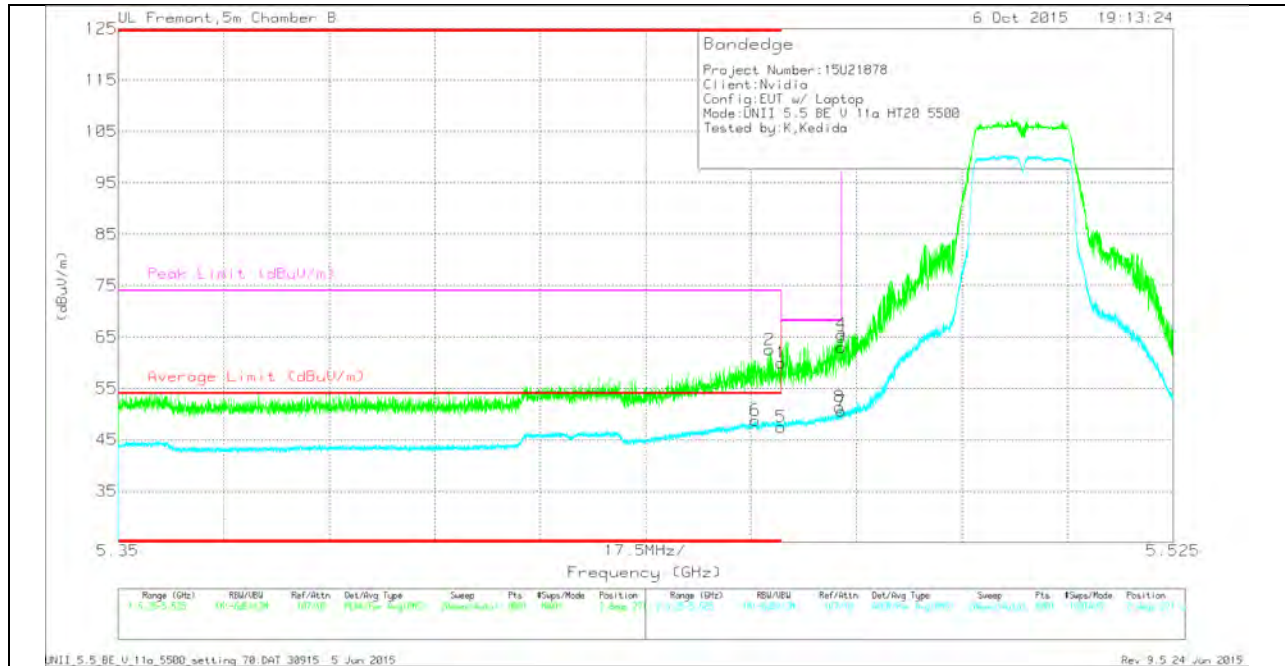
Marker	Frequency (GHz)	Meter Reading (dBuV)	Det	AF T136 (dB/m)	Amp/Cbl/Fitter/Pad (dB)	DC Corr (dB)	Corrected Reading (dBuV/m)	Average Limit (dBuV/m)	Margin (dB)	Peak Limit (dBuV/m)	PK Margin (dB)	Azimuth (Degs)	Height (cm)	Polarity
1	* 5.46	39.25	Pk	34.5	-20.2	0	53.55	-	-	74	-20.45	296	305	H
2	* 5.459	42.18	Pk	34.5	-20.2	0	56.48	-	-	74	-17.52	296	305	H
5	* 5.46	30.32	RMS	34.5	-20.2	.29	44.91	54	-9.09	-	-	296	305	H
6	* 5.459	31.16	RMS	34.5	-20.2	.29	45.75	54	-8.25	-	-	296	305	H
4	5.463	45.23	Pk	34.5	-20.2	0	59.53	-	-	68.2	-8.67	296	305	H
3	5.47	43.69	Pk	34.5	-20.1	0	58.09	-	-	68.2	-10.11	296	305	H
7	5.47	32.05	RMS	34.5	-20.1	.29	46.74	-	-	-	-	296	305	H
8	5.47	32.15	RMS	34.5	-20.1	.29	46.84	-	-	-	-	296	305	H

* - indicates frequency in CFR15.205/IC7.2.2 Restricted Band

Pk - Peak detector

RMS - RMS detection

VERTICAL PEAK AND AVERAGE PLOT



VERTICAL DATA

Marker	Frequency (GHz)	Meter Reading (dBuV)	Det	AF T345 (dB/m)	Amp/Cb/Fit r/Pad (dB)	DC Corr (dB)	Corrected Reading (dBuV/m)	Average Limit (dBuV/m)	Margin (dB)	Peak Limit (dBuV/m)	PK Margin (dB)	Azimuth (Degs)	Height (cm)	Polarity
6	* 5.456	35.77	RMS	34.5	-22.1	.6	48.77	54	-5.23	-	-	2	271	V
2	* 5.458	50.02	Pk	34.5	-22	0	62.52	-	-	74	-11.48	2	271	V
1	* 5.46	47.48	Pk	34.5	-22	0	59.98	-	-	74	-14.02	2	271	V
5	* 5.46	34.36	RMS	34.5	-22	.6	47.46	54	-6.54	-	-	2	271	V
3	5.47	50.59	Pk	34.5	-22.1	0	62.99	-	-	68.2	-5.21	2	271	V
4	5.47	53.12	Pk	34.5	-22.1	0	65.52	-	-	68.2	-2.68	2	271	V
7	5.47	37.56	RMS	34.5	-22.1	.6	50.56	-	-	-	-	2	271	V
8	5.47	38.38	RMS	34.5	-22.1	.6	51.38	-	-	-	-	2	271	V

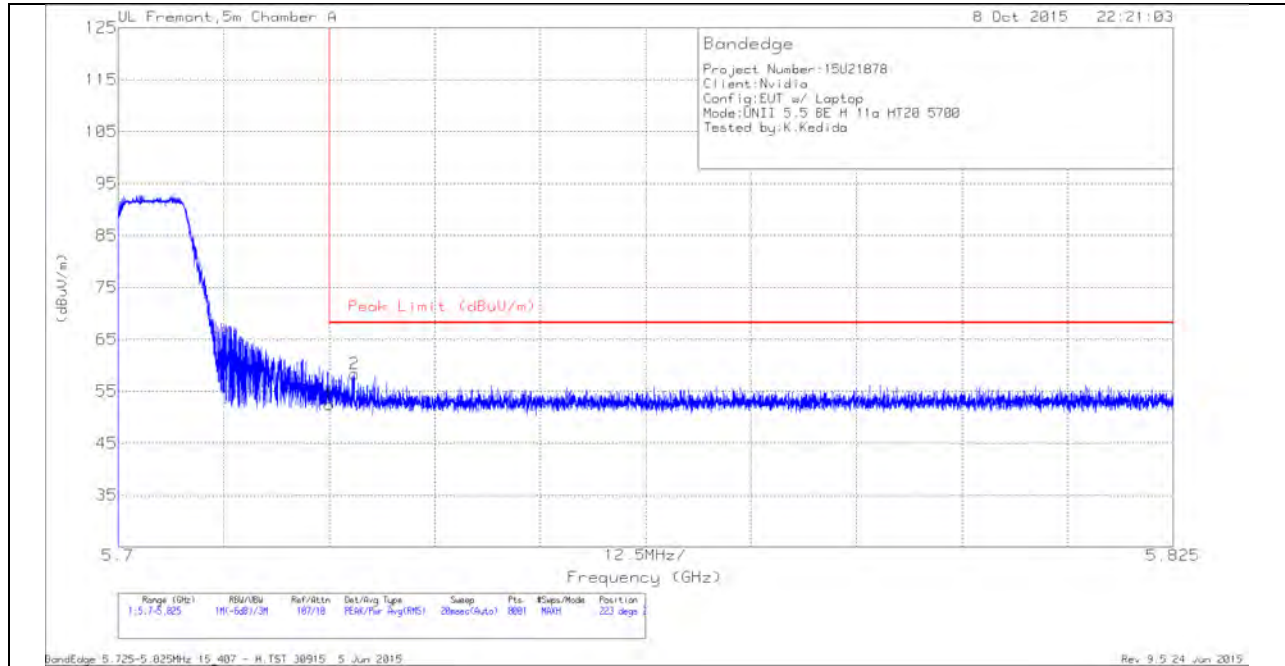
* - indicates frequency in CFR15.205/IC7.2.2 Restricted Band

PK - Peak detector

RMS - RMS detection

AUTHORIZED BANDEDGE (HIGH CHANNEL)

HORIZONTAL PEAK AND AVERAGE PLOT

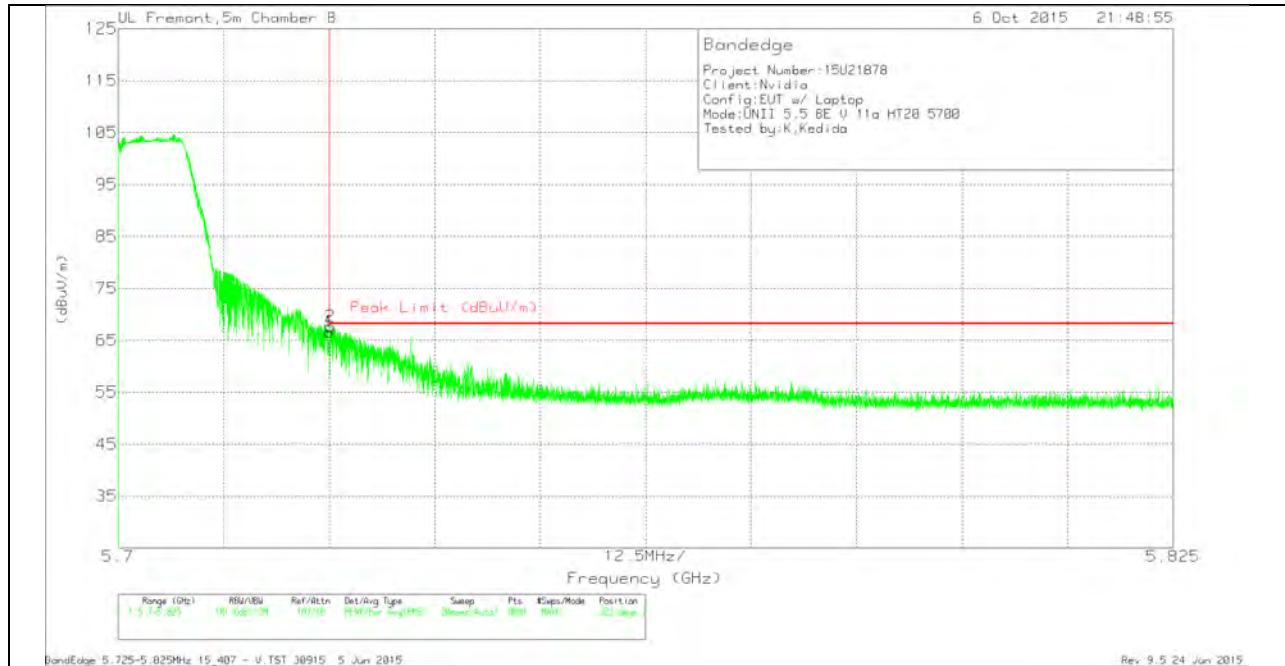


HORIZONTAL DATA

Marker	Frequency (GHz)	Meter Reading (dBuV)	Det	AF T136 (dB/m)	Amp/Cbl/Flt r/Pad (dB)	Corrected Reading (dBuV/m)	Peak Limit (dBuV/m)	PK Margin (dB)	Azimuth (Degs)	Height (cm)	Polarity
1	5.725	37.54	Pk	34.7	-19.8	52.44	68.2	-15.76	223	294	H
2	5.728	43.44	Pk	34.7	-19.8	58.34	68.2	-9.86	223	294	H

Pk - Peak detector

VERTICAL PEAK AND AVERAGE PLOT

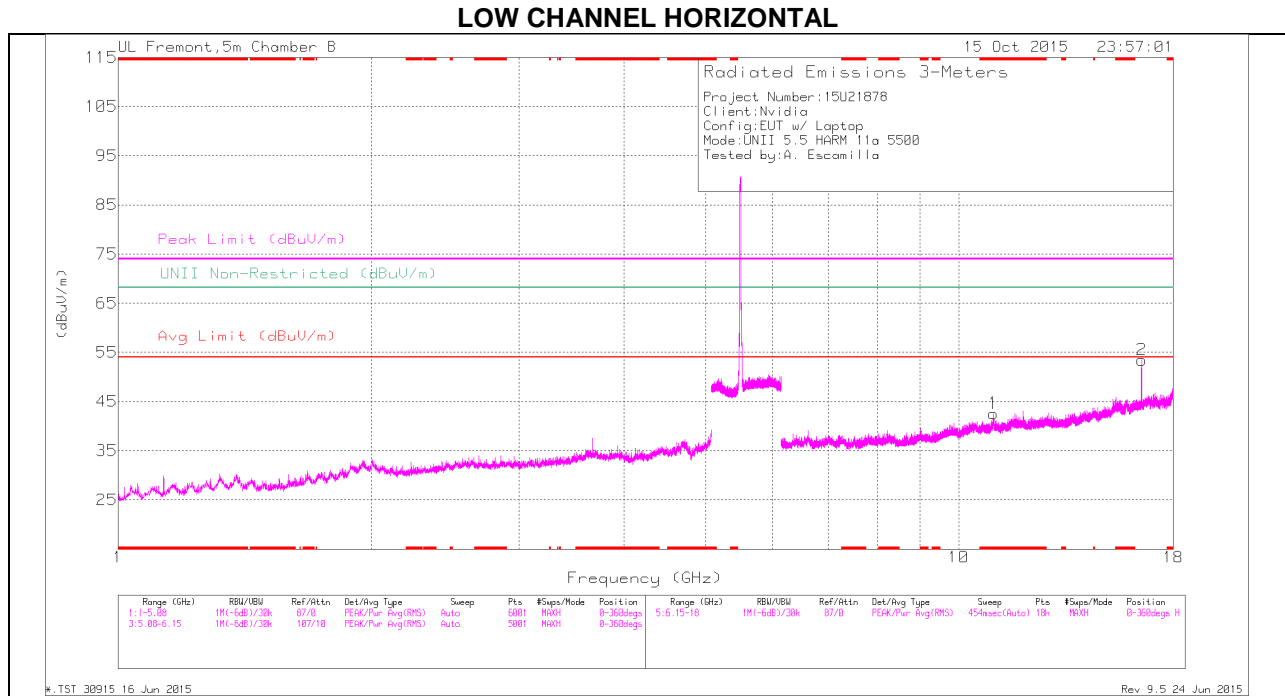


VERTICAL DATA

Marker	Frequency (GHz)	Meter Reading (dBuV)	Det	AFT345 (dB/m)	Amp/Cbl/Filter/Pad (dB)	Corrected Reading (dBuV/m)	Peak Limit (dBuV/m)	PK Margin (dB)	Azimuth (Degs)	Height (cm)	Polarity
1	5.725	53.35	Pk	35	-21.7	66.65	68.2	-1.55	323	263	V
2	5.725	54.35	Pk	35	-21.7	67.65	68.2	-.55	323	263	V

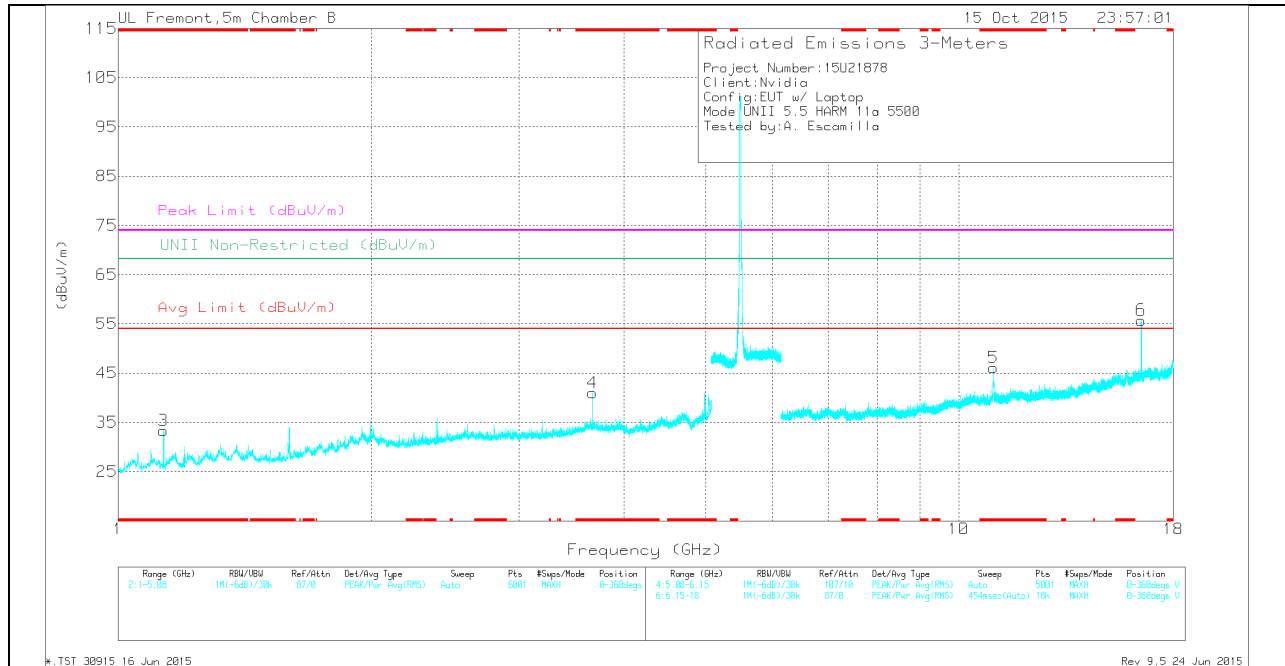
Pk - Peak detector

HARMONICS AND SPURIOUS EMISSIONS



Note: Emission was scanned up to 40GHz; No emissions were detected above the noise floor which was at least 20dB below the specification limit.

LOW CHANNEL VERTICAL



Note: Emission was scanned up to 40GHz; No emissions were detected above the noise floor which was at least 20dB below the specification limit.

LOW CHANNEL DATA

TRACE MARKERS

Marker	Frequency (GHz)	Meter Reading (dBuV)	Det	AF T345 (dB/m)	Amp/Cbl/Filtr/Pad (dB)	DC Corr (dB)	Corrected Reading (dBuV/m)	Avg Limit (dBuV/m)	Margin (dB)	Peak Limit (dBuV/m)	PK Margin (dB)	UNII Non-Restricted (dBuV/m)	PK Margin (dB)	Azimuth (Degs)	Height (cm)	Polarity
3	* 1.133	40.92	Pk	27.9	-35.5	0	33.32	-	-	74	-40.68	-	-	0-360	199	V
4	* 3.667	40.47	Pk	33.7	-33.2	0	40.97	-	-	74	-33.03	-	-	0-360	199	V
1	* 11.004	29.47	Pk	37.7	-24.6	0	42.57	-	-	74	-31.43	-	-	0-360	200	H
5	* 10.998	33.01	Pk	37.7	-24.6	0	46.11	-	-	74	-27.89	-	-	0-360	199	V
6	16.494	36.53	Pk	41.3	-22.1	0	55.73	-	-	-	-	68.2	-12.47	0-360	199	V
2	16.503	34.27	Pk	41.3	-22.1	0	53.47	-	-	-	-	68.2	-14.73	0-360	200	H

* - indicates frequency in CFR15.205/IC7.2.2 Restricted Band

Pk - Peak detector

RADIATED EMISSIONS

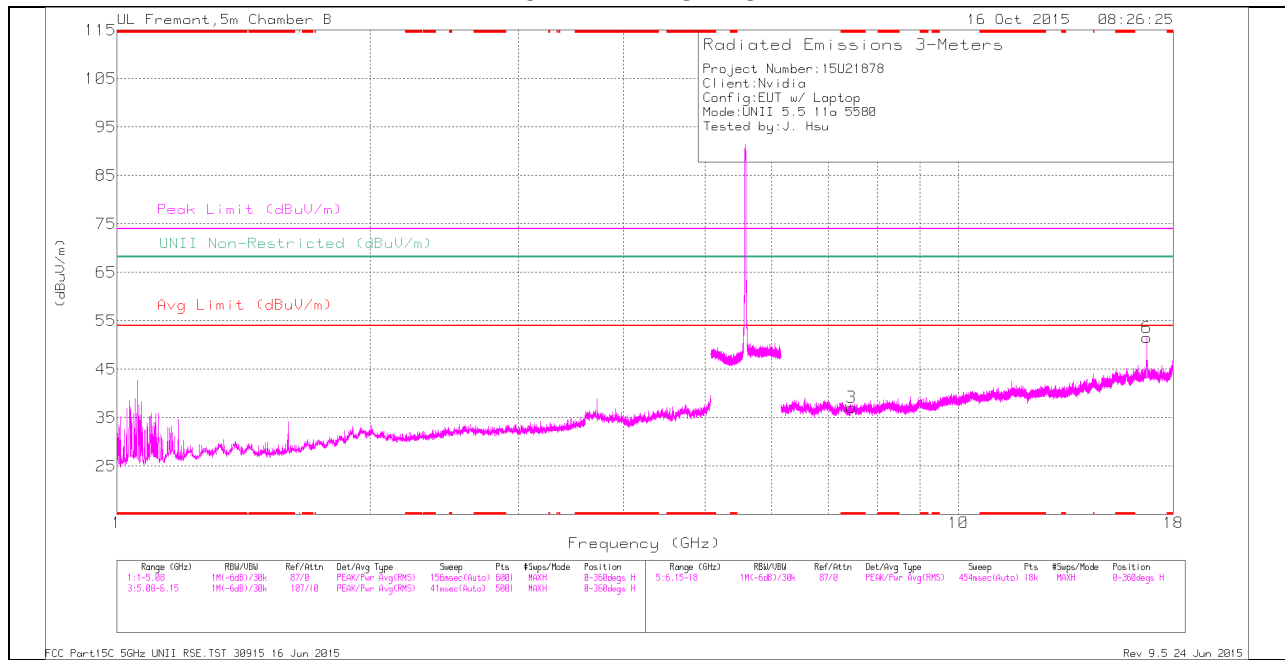
Frequency (GHz)	Meter Reading (dBuV)	Det	AF T345 (dB/m)	Amp/Cbl/Filtr/Pad (dB)	DC Corr (dB)	Corrected Reading (dBuV/m)	Avg Limit (dBuV/m)	Margin (dB)	Peak Limit (dBuV/m)	PK Margin (dB)	UNII Non-Restricted (dBuV/m)	PK Margin (dB)	Azimuth (Degs)	Height (cm)	Polarity
* 1.133	47.67	PK-U	27.9	-35.5	0	40.07	-	-	74	-33.93	-	-	271	238	V
* 1.133	42.24	ADR	27.9	-35.5	-29	34.93	54	-19.07	-	-	-	-	271	238	V
* 3.667	45.61	PK-U	33.7	-33.2	0	46.11	-	-	74	-27.89	-	-	191	197	V
* 3.667	35.35	ADR	33.7	-33.2	-29	36.14	54	-17.86	-	-	-	-	191	197	V
* 11.003	37.93	PK-U	37.7	-24.6	0	51.03	-	-	74	-22.97	-	-	18	387	H
* 11.003	26.37	ADR	37.7	-24.6	-29	39.76	54	-14.24	-	-	-	-	18	387	H
* 10.999	43.86	PK-U	37.7	-24.6	0	56.96	-	-	74	-17.04	-	-	83	245	V
* 11	31.32	ADR	37.7	-24.6	-29	44.71	54	-9.29	-	-	-	-	83	245	V
16.494	47.78	PK-U	41.3	-22.1	0	66.98	-	-	-	-	68.2	-1.22	214	246	V
16.496	34.49	ADR	41.3	-22.1	-29	53.98	-	-	-	-	-	-	214	246	V
16.501	32.9	ADR	41.3	-22.1	-29	52.39	-	-	-	-	-	-	109	324	H
16.503	46.81	PK-U	41.3	-22.1	0	66.01	-	-	-	-	68.2	-2.19	109	324	H

* - indicates frequency in CFR15.205/IC7.2.2 Restricted Band

PK-U - U-NII: Maximum Peak

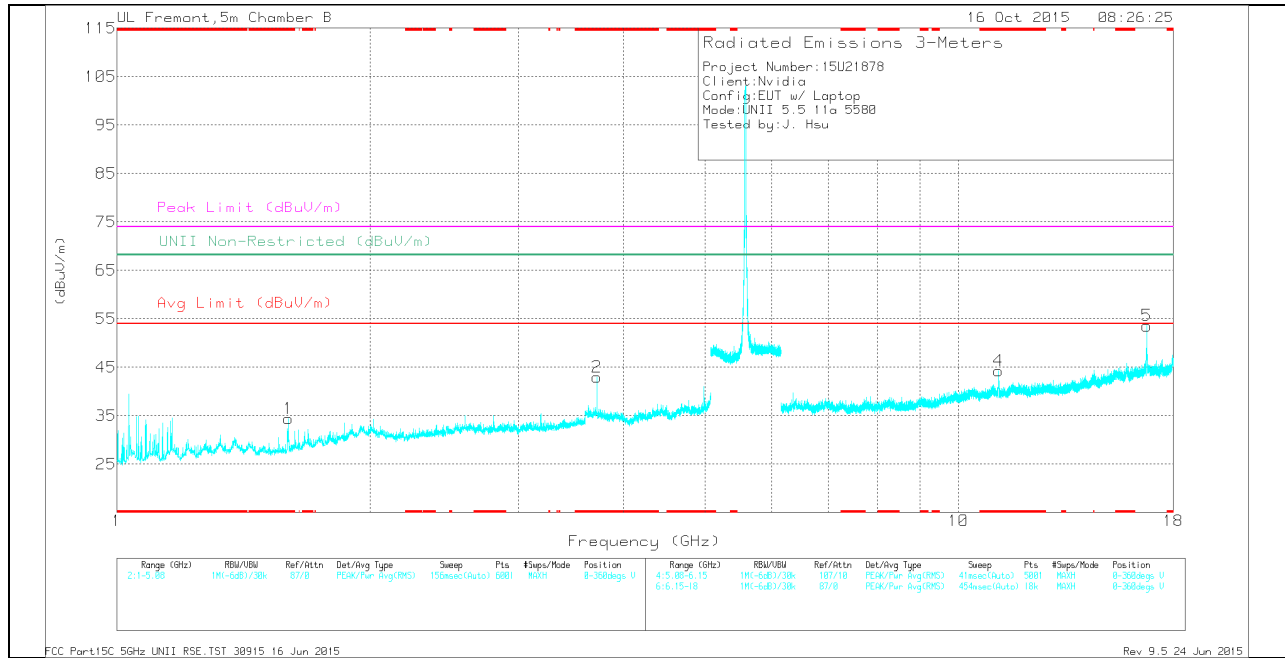
ADR - U-NII AD primary method, RMS average

MID CHANNEL HORIZONTAL



Note: Emission was scanned up to 40GHz; No emissions were detected above the noise floor which was at least 20dB below the specification limit.

MID CHANNEL VERTICAL



Note: Emission was scanned up to 40GHz; No emissions were detected above the noise floor which was at least 20dB below the specification limit.

MID CHANNEL DATA

TRACE MARKERS

Marker	Frequency (GHz)	Meter Reading (dBuV)	Det	AF T345 (dB/m)	Amp/Cbl/Ftr/Pad (dB)	DC Corr (dB)	Corrected Reading (dBuV/m)	Avg Limit (dBuV/m)	Margin (dB)	Peak Limit (dBuV/m)	PK Margin (dB)	UNII Non-Restricted (dBuV/m)	PK Margin (dB)	Azimuth (Degs)	Height (cm)	Polarity
1	* 1.599	40.67	Pk	28.8	-35.1	0	34.37	-	-	74	-39.63	-	-	0-360	101	V
2	* 3.72	42.1	Pk	33.6	-32.7	0	43	-	-	74	-31	-	-	0-360	200	V
3	* 7.459	31.55	Pk	35.3	-29.7	0	37.15	-	-	74	-36.85	-	-	0-360	199	H
4	* 11.155	32.12	Pk	37.8	-25.6	0	44.32	-	-	74	-29.68	-	-	0-360	199	V
6	16.734	31.62	Pk	41.8	-21.9	0	51.52	-	-	-	-	68.2	-16.68	0-360	199	H
5	16.737	33.66	Pk	41.8	-21.9	0	53.56	-	-	-	-	68.2	-14.64	0-360	199	V

* - indicates frequency in CFR15.205/IC7.2.2 Restricted Band

Pk - Peak detector

RADIATED EMISSIONS

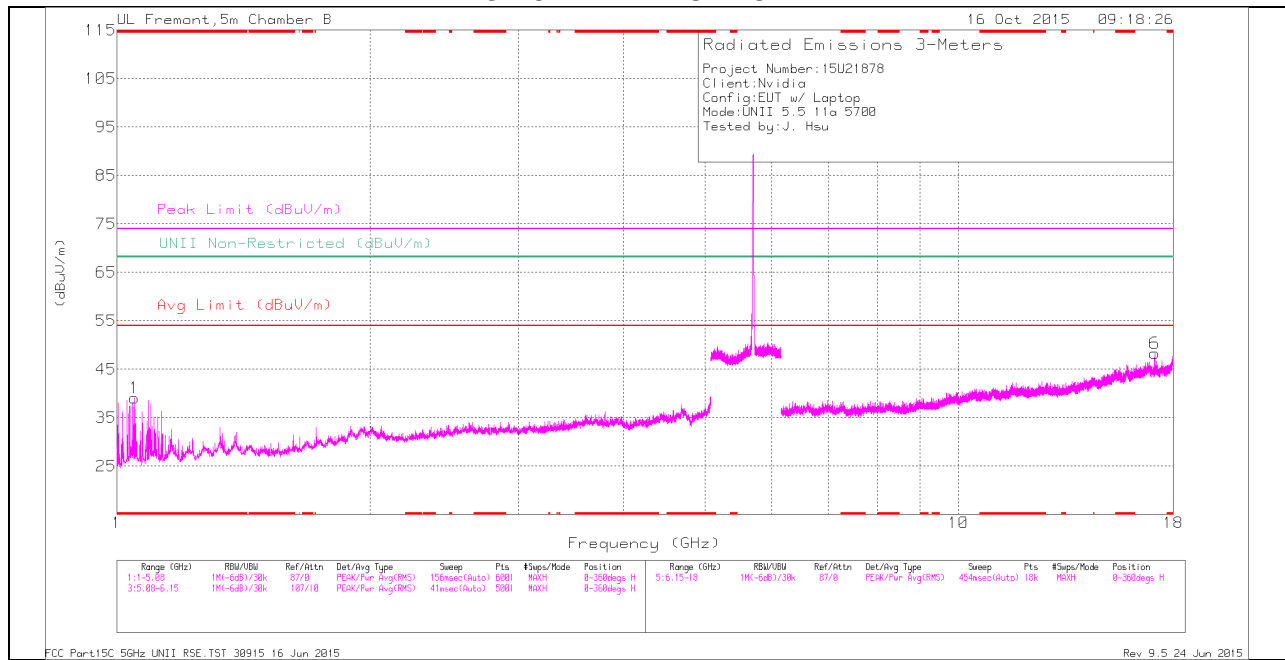
Frequency (GHz)	Meter Reading (dBuV)	Det	AF T345 (dB/m)	Amp/Cbl/Ftr/Pad (dB)	DC Corr (dB)	Corrected Reading (dBuV/m)	Avg Limit (dBuV/m)	Margin (dB)	Peak Limit (dBuV/m)	PK Margin (dB)	UNII Non-Restricted (dBuV/m)	PK Margin (dB)	Azimuth (Degs)	Height (cm)	Polarity
* 1.6	47.04	PK-U	28.8	-35.1	0	40.74	-	-	74	-33.26	-	-	1	101	V
* 1.599	32.39	ADR	28.8	-35.1	.29	26.38	54	-27.62	-	-	-	-	1	101	V
* 3.72	47.6	PK-U	33.6	-32.7	0	48.5	-	-	74	-25.5	-	-	279	203	V
* 3.72	40.6	ADR	33.6	-32.7	.29	41.79	54	-12.21	-	-	-	-	279	203	V
* 7.458	39.88	PK-U	35.3	-29.7	0	45.48	-	-	74	-28.52	-	-	279	203	H
* 7.461	28.55	ADR	35.3	-29.7	.29	34.44	54	-19.56	-	-	-	-	279	203	H
* 11.159	43.7	PK-U	37.8	-25.6	0	55.9	-	-	74	-18.1	-	-	71	273	V
* 11.16	32.1	ADR	37.8	-25.6	.29	44.59	54	-9.41	-	-	-	-	71	273	V
16.737	31.9	ADR	41.8	-21.9	.29	52.09	-	-	-	-	-	-	212	211	V
16.738	32.46	ADR	41.8	-21.9	.29	52.65	-	-	-	-	-	-	116	339	H
16.743	46.6	PK-U	41.8	-22	0	66.4	-	-	-	-	68.2	-1.8	116	339	H
16.743	45.84	PK-U	41.8	-22	0	65.64	-	-	-	-	68.2	-2.56	212	211	V

* - indicates frequency in CFR15.205/IC7.2.2 Restricted Band

PK-U - U-NII: Maximum Peak

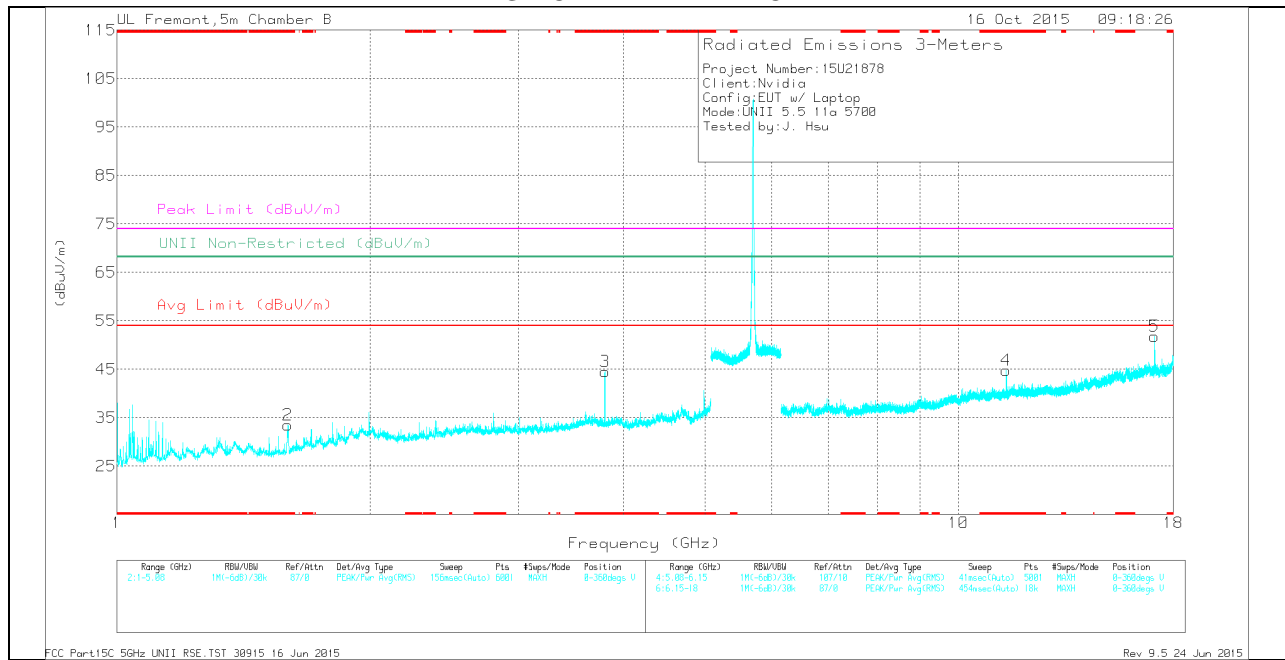
ADR - U-NII AD primary method, RMS average

HIGH CHANNEL HORIZONTAL



Note: Emission was scanned up to 40GHz; No emissions were detected above the noise floor which was at least 20dB below the specification limit.

HIGH CHANNEL VERTICAL



Note: Emission was scanned up to 40GHz; No emissions were detected above the noise floor which was at least 20dB below the specification limit.

HIGH CHANNEL DATA

TRACE MARKERS

Marker	Frequency (GHz)	Meter Reading (dBuV)	Det	AF T345 (dB/m)	Amp/Cbl/Filtr/Pad (dB)	DC Corr (dB)	Corrected Reading (dBuV/m)	Avg Limit (dBuV/m)	Margin (dB)	Peak Limit (dBuV/m)	PK Margin (dB)	UNII Non-Restricted (dBuV/m)	PK Margin (dB)	Azimuth (Degs)	Height (cm)	Polarity
1	* 1.048	47.24	Pk	27.5	-35.7	0	39.04	-	-	74	-34.96	-	-	0-360	199	H
2	* 1.596	39.94	Pk	28.8	-35.2	0	33.54	-	-	74	-40.46	-	-	0-360	101	V
3	* 3.8	44.19	Pk	33.3	-33	0	44.49	-	-	74	-29.51	-	-	0-360	199	V
4	* 11.399	32.24	Pk	38	-25.5	0	44.74	-	-	74	-29.26	-	-	0-360	200	V
5	17.103	31.96	Pk	41.6	-21.8	0	51.76	-	-	-	-	68.2	-16.44	0-360	200	V
6	17.105	28.52	Pk	41.6	-21.8	0	48.32	-	-	-	-	68.2	-19.88	0-360	200	H

* - indicates frequency in CFR15.205/IC7.2.2 Restricted Band

Pk - Peak detector

RADIATED EMISSIONS

Frequency (GHz)	Meter Reading (dBuV)	Det	AF T345 (dB/m)	Amp/Cbl/Filtr/Pad (dB)	DC Corr (dB)	Corrected Reading (dBuV/m)	Avg Limit (dBuV/m)	Margin (dB)	Peak Limit (dBuV/m)	PK Margin (dB)	UNII Non-Restricted (dBuV/m)	PK Margin (dB)	Azimuth (Degs)	Height (cm)	Polarity
* 1.047	58.34	PK-U	27.4	-35.7	0	50.04	-	-	74	-23.96	-	-	360	102	H
* 1.047	34.03	ADR	27.4	-35.7	.29	26.02	54	-27.98	-	-	-	-	360	102	H
* 1.598	47.35	PK-U	28.8	-35.2	0	40.95	-	-	74	-33.05	-	-	360	102	V
* 1.598	32.49	ADR	28.8	-35.2	.29	26.38	54	-27.62	-	-	-	-	360	102	V
* 3.8	48.23	PK-U	33.3	-33	0	48.53	-	-	74	-25.47	-	-	274	148	V
* 3.8	43.6	ADR	33.3	-33	.29	44.19	54	-9.81	-	-	-	-	274	148	V
* 11.403	42.75	PK-U	38	-25.5	0	55.25	-	-	74	-18.75	-	-	78	359	V
* 11.403	30.1	ADR	38	-25.5	.29	42.89	54	-11.11	-	-	-	-	78	359	V
17.101	28.24	ADR	41.6	-21.7	.29	48.43	-	-	-	-	-	-	112	391	H
17.102	42.34	PK-U	41.6	-21.7	0	62.24	-	-	-	-	68.2	-5.96	243	204	V
17.103	42.59	PK-U	41.6	-21.8	0	62.39	-	-	-	-	68.2	-5.81	112	391	H
17.103	27.88	ADR	41.6	-21.8	.29	47.97	-	-	-	-	-	-	243	204	V

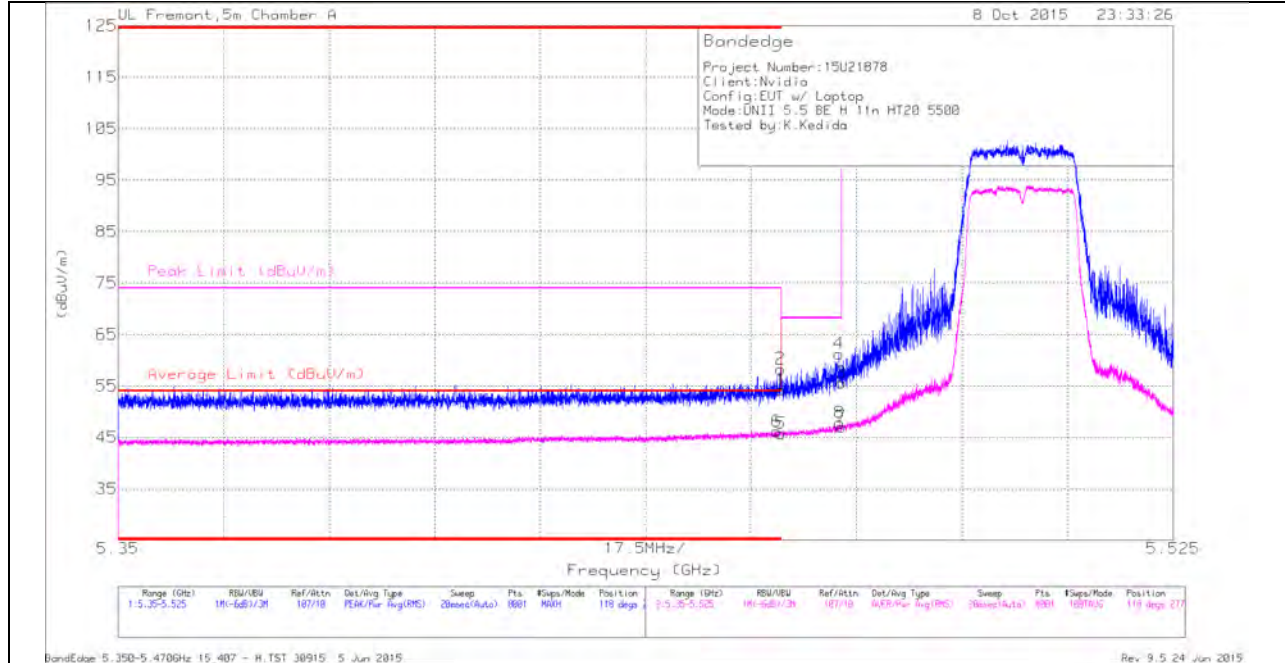
* - indicates frequency in CFR15.205/IC7.2.2 Restricted Band

PK-U - U-NII: Maximum Peak

ADR - U-NII AD primary method, RMS average

10.3.3. TX ABOVE 1 GHz 802.11n HT20 MODE IN THE 5.5 GHz BAND
RESTRICTED BANDEDGE (LOW CHANNEL)

HORIZONTAL PEAK AND AVERAGE PLOT



HORIZONTAL DATA

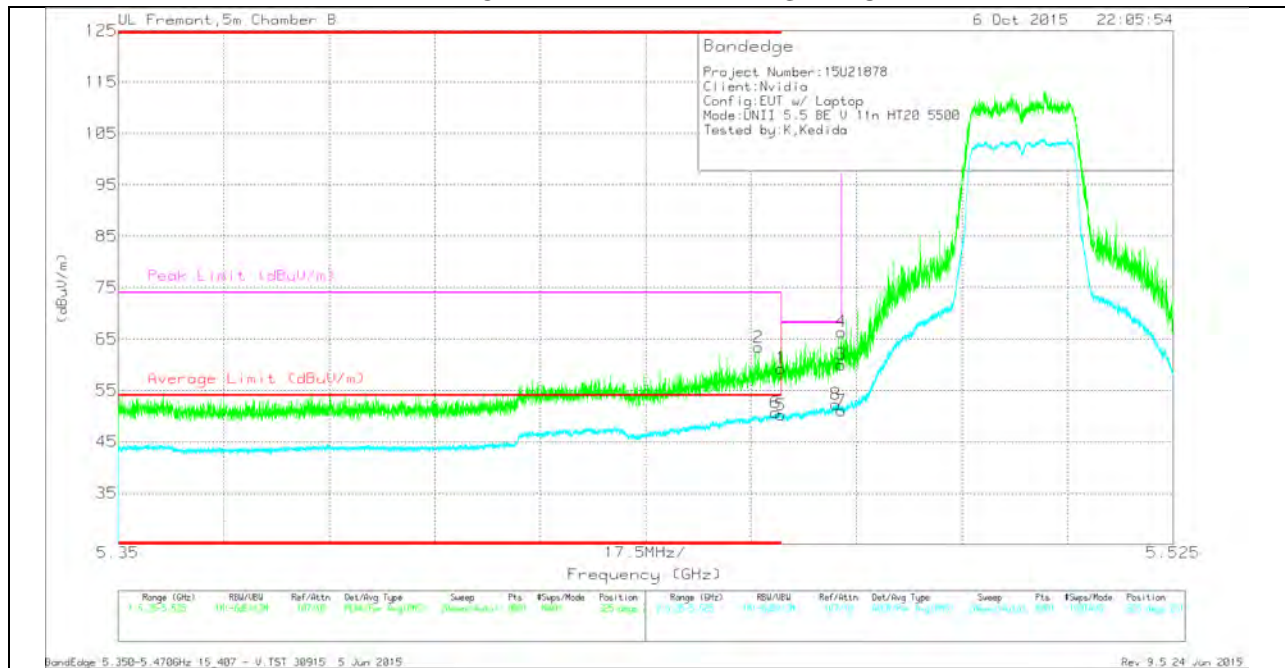
Marker	Frequency (GHz)	Meter Reading (dBuV)	Det	AF T136 (dB/m)	Amp/Cbl/Fit r/Pad (dB)	DC Corr (dB)	Corrected Reading (dBuV/m)	Average Limit (dBuV/m)	Margin (dB)	Peak Limit (dBuV/m)	PK Margin (dB)	Azimuth (Degs)	Height (cm)	Polarity
6	* 5.459	31.26	RMS	34.5	-20.2	.6	46.16	54	-7.84	-	-	118	277	H
1	* 5.46	39.92	Pk	34.5	-20.2	0	54.22	-	-	74	-19.78	118	277	H
2	* 5.46	44.01	Pk	34.5	-20.2	0	58.31	-	-	74	-15.69	118	277	H
5	* 5.46	30.87	RMS	34.5	-20.2	.6	45.77	54	-8.23	-	-	118	277	H
3	5.47	41.23	Pk	34.5	-20.1	0	55.63	-	-	68.2	-12.57	118	277	H
4	5.47	46.86	Pk	34.5	-20.1	0	61.26	-	-	68.2	-6.94	118	277	H
7	5.47	32.05	RMS	34.5	-20.1	.6	47.05	-	-	-	-	118	277	H
8	5.47	32.84	RMS	34.5	-20.1	.6	47.84	-	-	-	-	118	277	H

* - indicates frequency in CFR15.205/IC7.2.2 Restricted Band

Pk - Peak detector

RMS - RMS detection

VERTICAL PEAK AND AVERAGE PLOT



VERTICAL DATA

Marker	Frequency (GHz)	Meter Reading (dBuV)	Det	AF T345 (dB/m)	Amp/Cbl/Filtr /Pad (dB)	DC Corr (dB)	Corrected Reading (dBuV/m)	Average Limit (dBuV/m)	Margin (dB)	Peak Limit (dBuV/m)	Margin (dB)	Azimuth (Degs)	Height (cm)	Polarity
2	* 5.456	51.01	Pk	34.5	-22.1	0	63.41	-	-	74	-10.59	325	251	V
6	* 5.459	37.56	RMS	34.5	-22	.6	50.66	54	-3.34	74	-23.34	325	251	V
1	* 5.46	46.8	Pk	34.5	-22	0	59.3	-	-	74	-14.7	325	251	V
5	* 5.46	37.11	RMS	34.5	-22	.6	50.21	54	-3.79	74	-23.79	325	251	V
8	5.469	39.3	RMS	34.5	-22.1	.6	52.3	-	-	68.2	-15.9	325	251	V
3	5.47	47.64	Pk	34.5	-22.1	0	60.04	-	-	68.2	-8.16	325	251	V
4	5.47	53.99	Pk	34.5	-22.1	0	66.39	-	-	68.2	-1.81	325	251	V
7	5.47	38.03	RMS	34.5	-22.1	.6	51.03	-	-	68.2	-17.17	325	251	V

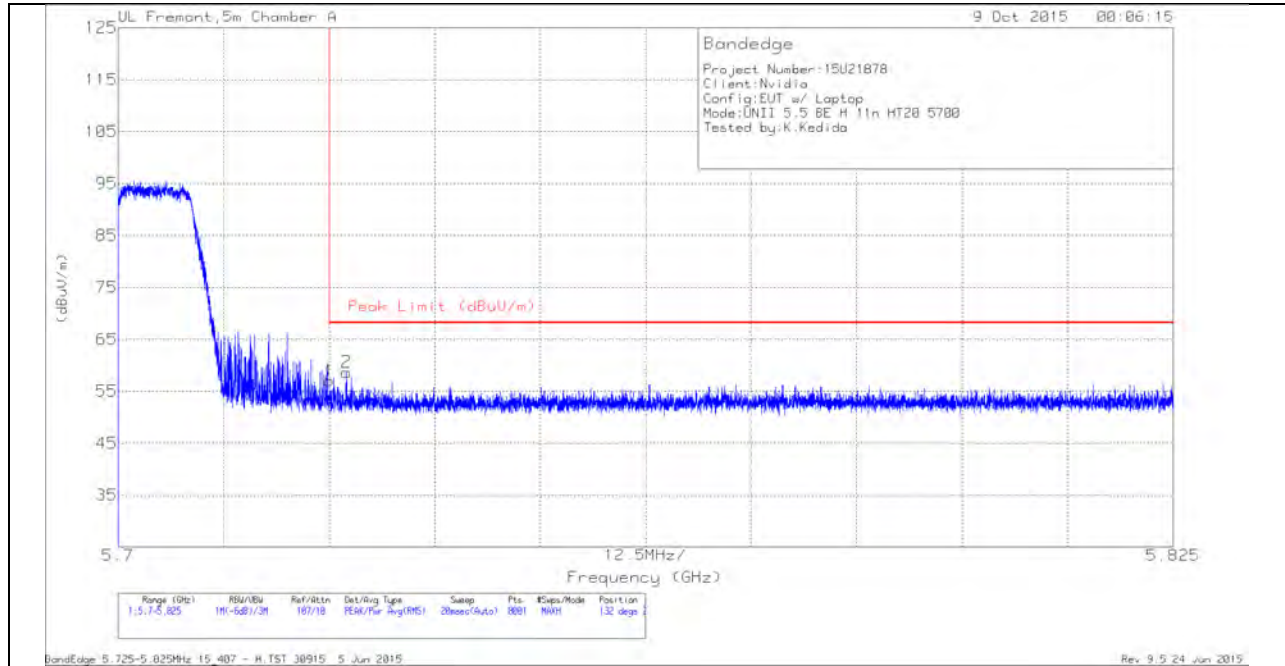
* - indicates frequency in CFR15.205/IC7.2.2 Restricted Band

PK - Peak detector

RMS - RMS detection

AUTHORIZED BANDEGE (HIGH CHANNEL)

HORIZONTAL PEAK AND AVERAGE PLOT

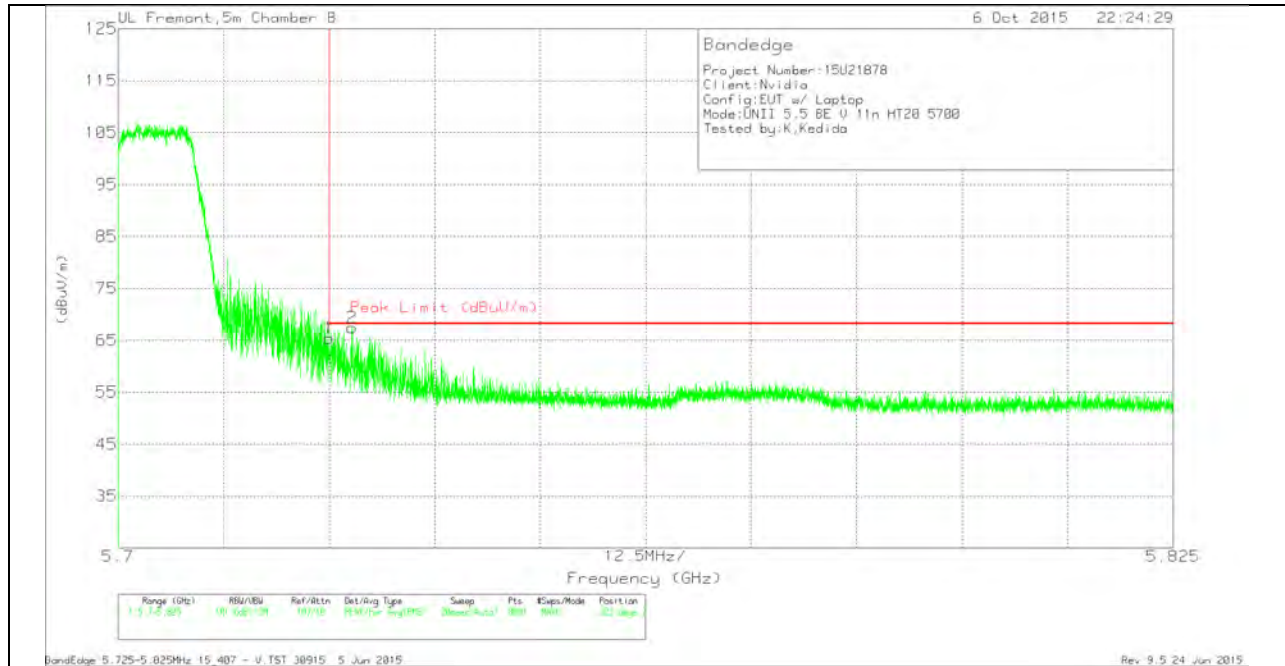


HORIZONTAL DATA

Marker	Frequency (GHz)	Meter Reading (dBuV)	Det	AF T136 (dB/m)	Amp/Cbl/Flt r/Pad (dB)	Corrected Reading (dBuV/m)	Peak Limit (dBuV/m)	PK Margin (dB)	Azimuth (Degs)	Height (cm)	Polarity
1	5.725	42.17	Pk	34.7	-19.8	57.07	68.2	-11.13	132	296	H
2	5.727	43.76	Pk	34.7	-19.8	58.66	68.2	-9.54	132	296	H

Pk - Peak detector

VERTICAL PEAK AND AVERAGE PLOT

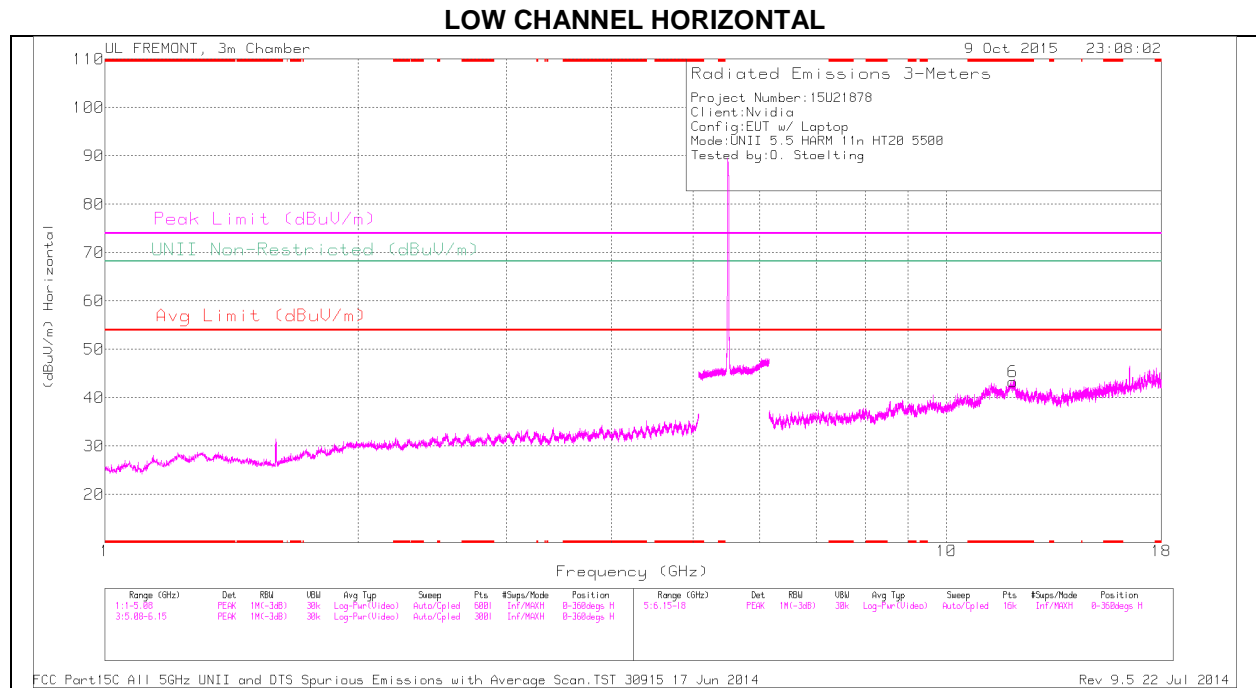


VERTICAL DATA

Marker	Frequency (GHz)	Meter Reading (dBuV)	Det	AFT345 (dB/m)	Amp/Cbl/Flt r/Pad (dB)	Corrected Reading (dBuV/m)	Peak Limit (dBuV/m)	PK Margin (dB)	Azimuth (Degs)	Height (cm)	Polarity
1	5.725	52.09	Pk	35	-21.7	65.39	68.2	-2.81	323	277	V
2	5.728	54.13	Pk	35	-21.7	67.43	68.2	-.77	323	277	V

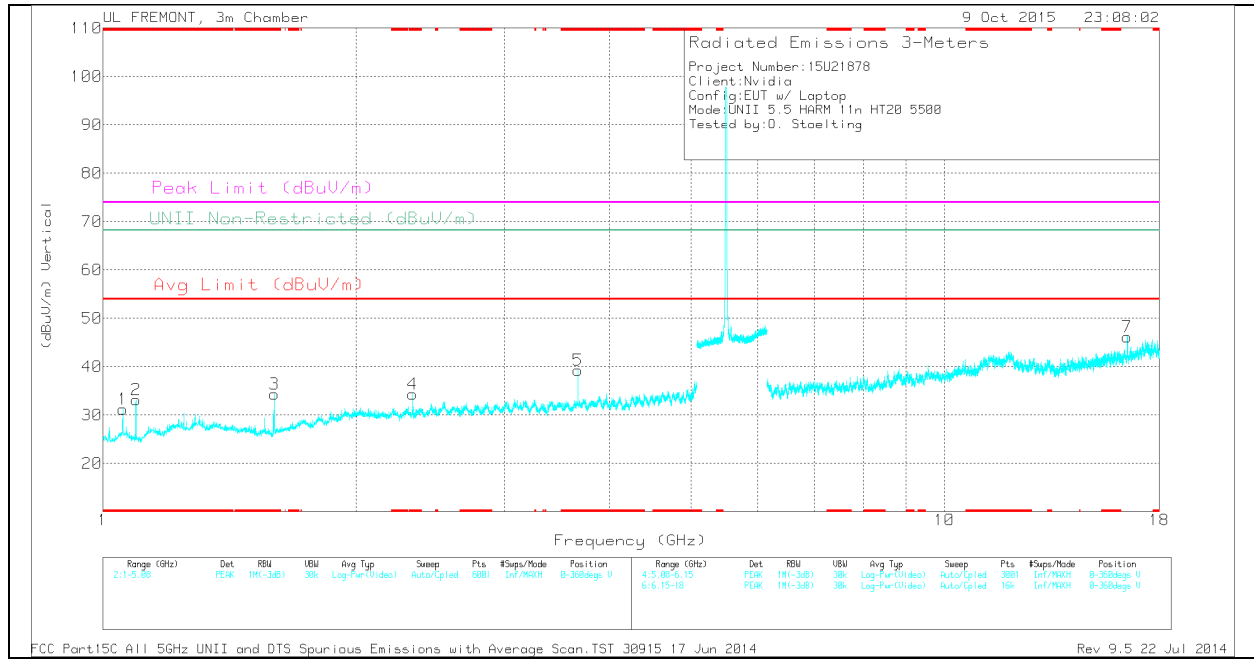
Pk - Peak detector

HARMONICS AND SPURIOUS EMISSIONS



Note: Emission was scanned up to 40GHz; No emissions were detected above the noise floor which was at least 20dB below the specification limit.

LOW CHANNEL VERTICAL



Note: Emission was scanned up to 40GHz; No emissions were detected above the noise floor which was at least 20dB below the specification limit.