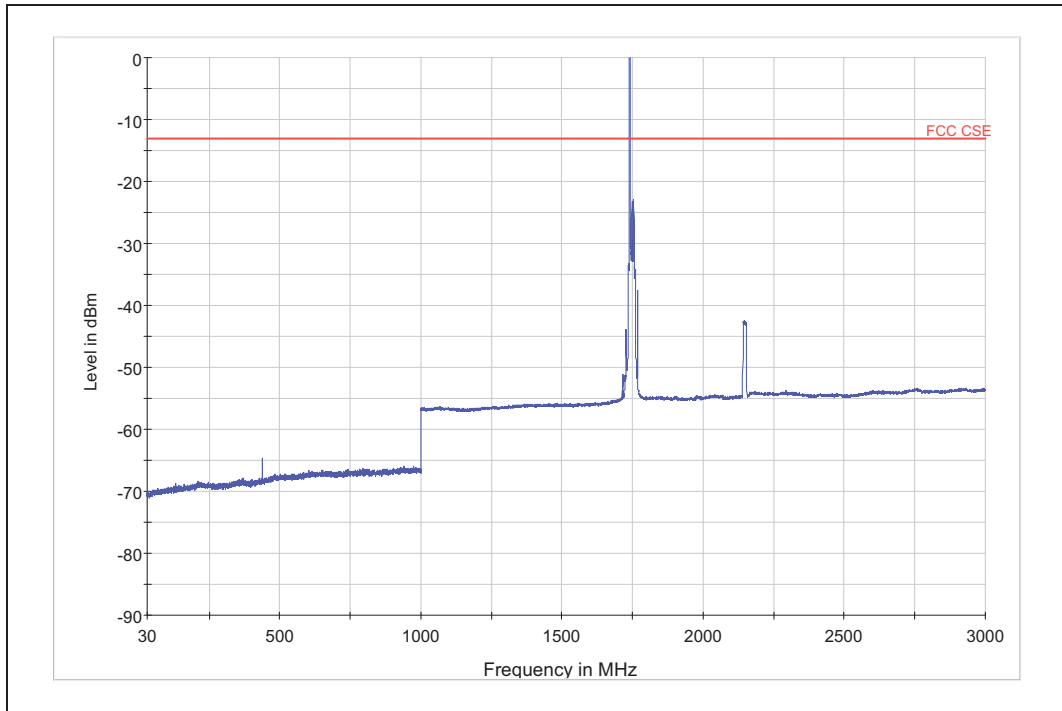
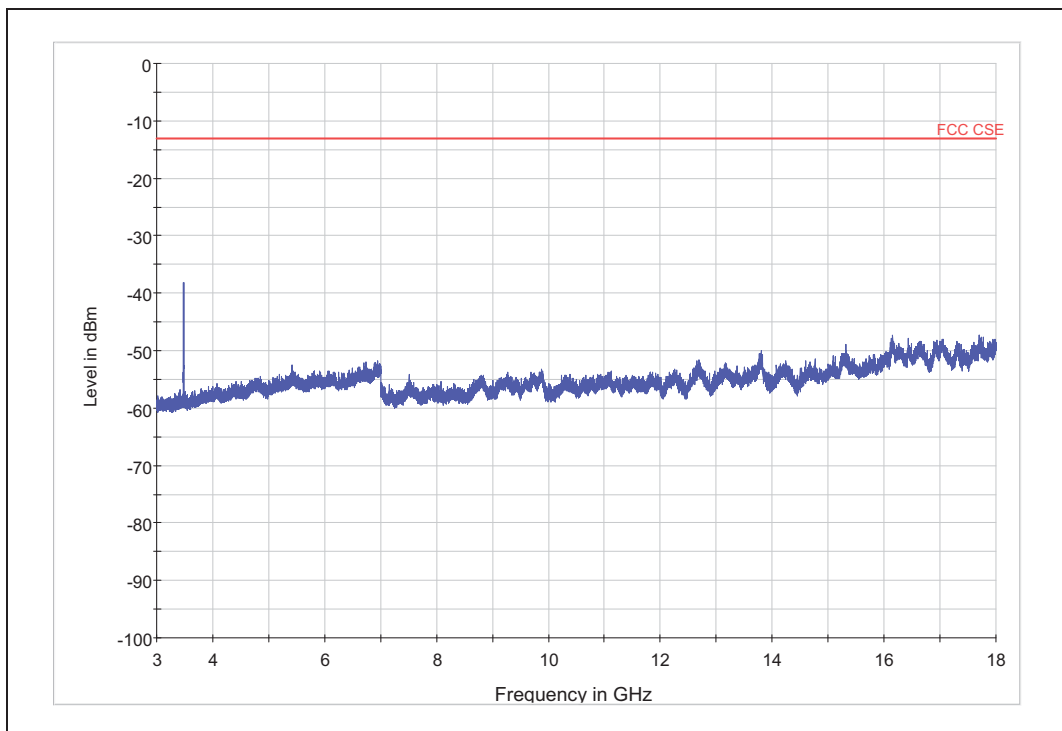


TA Technology (Shanghai) Co., Ltd. Test Report

LTE Band 4 QPSK Bandwidth = 15MHz CH20325, RB 1



Note: The signal beyond the limit is carrier.
LTE Band 4 20325 Channel 30MHz~3GHz

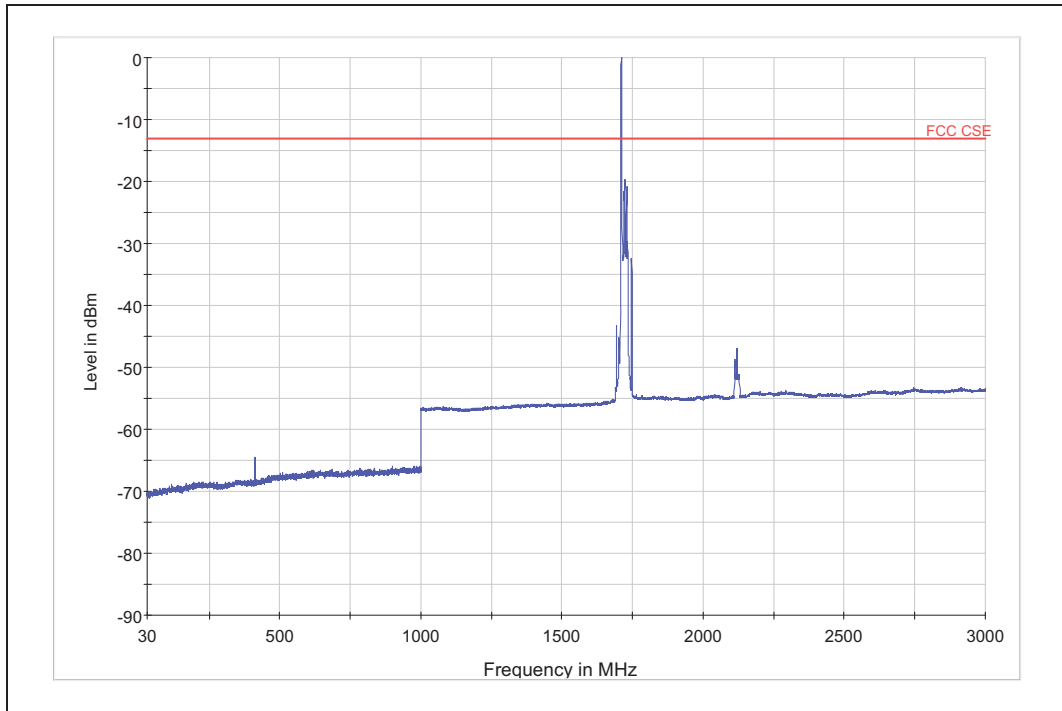


LTE Band 4 20325 Channel 3GHz ~18GHz

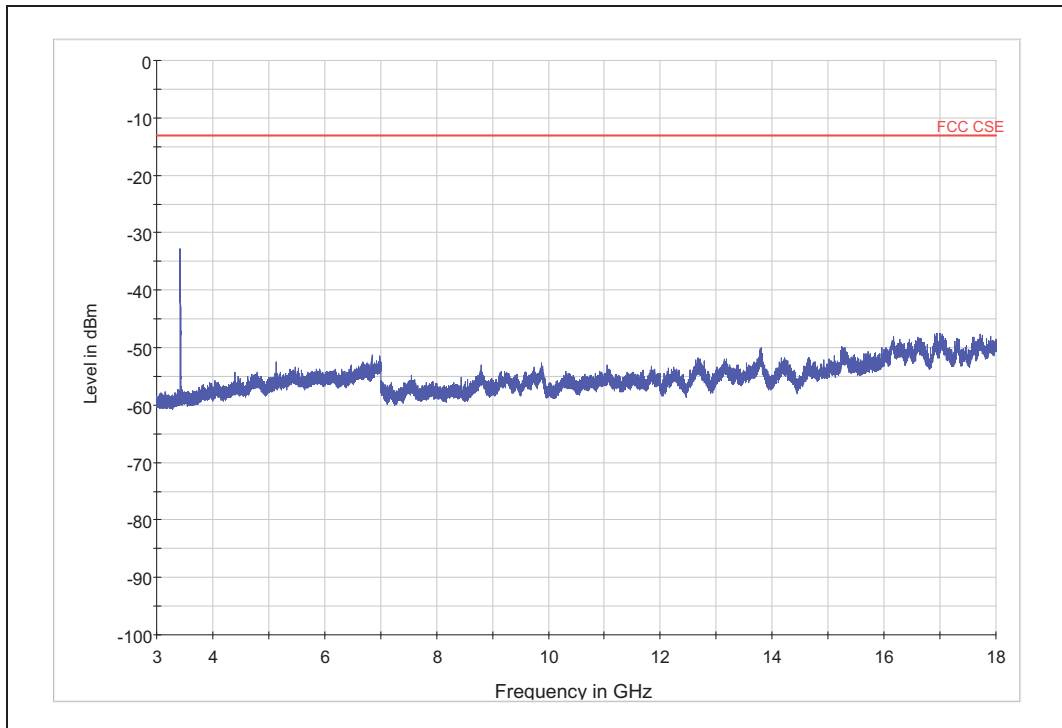
Harmonic	TX ch. 20325 Frequency (MHz)	Level (dBm)	Limit (dBm)	Margin (dB)
2	3481.5	-38.12	-13	25.12

TA Technology (Shanghai) Co., Ltd. Test Report

LTE Band 4 QPSK Bandwidth = 20MHz CH20050, RB 1



Note: The signal beyond the limit is carrier.
LTE Band 4 20050 Channel 30MHz~3GHz

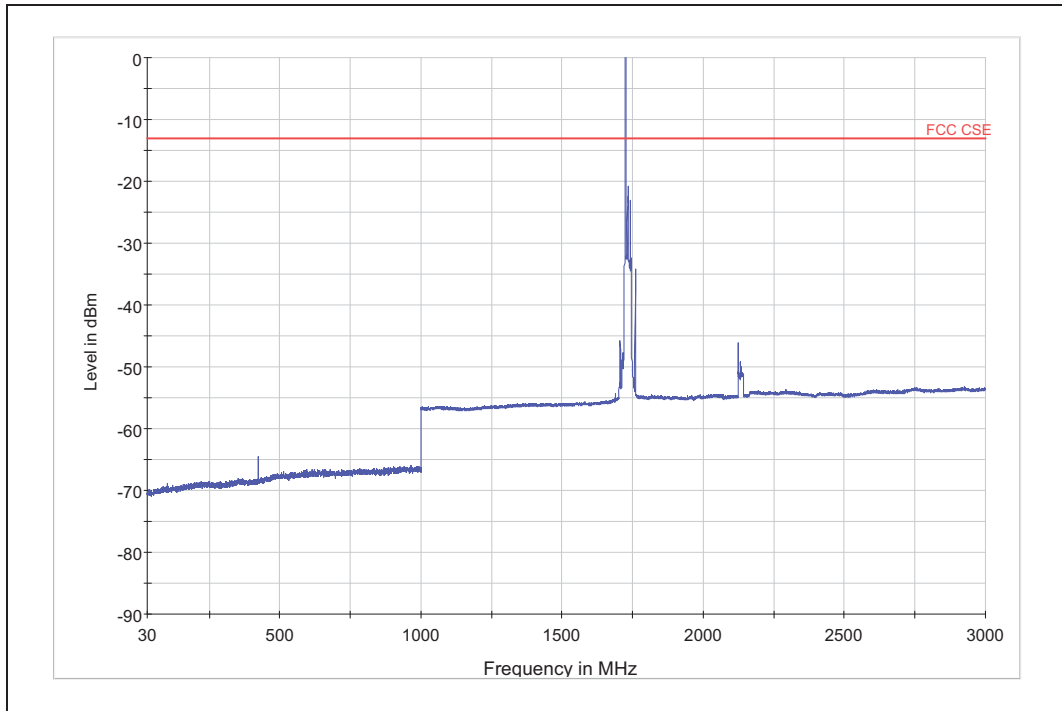


LTE Band 4 20050 Channel 3GHz~18GHz

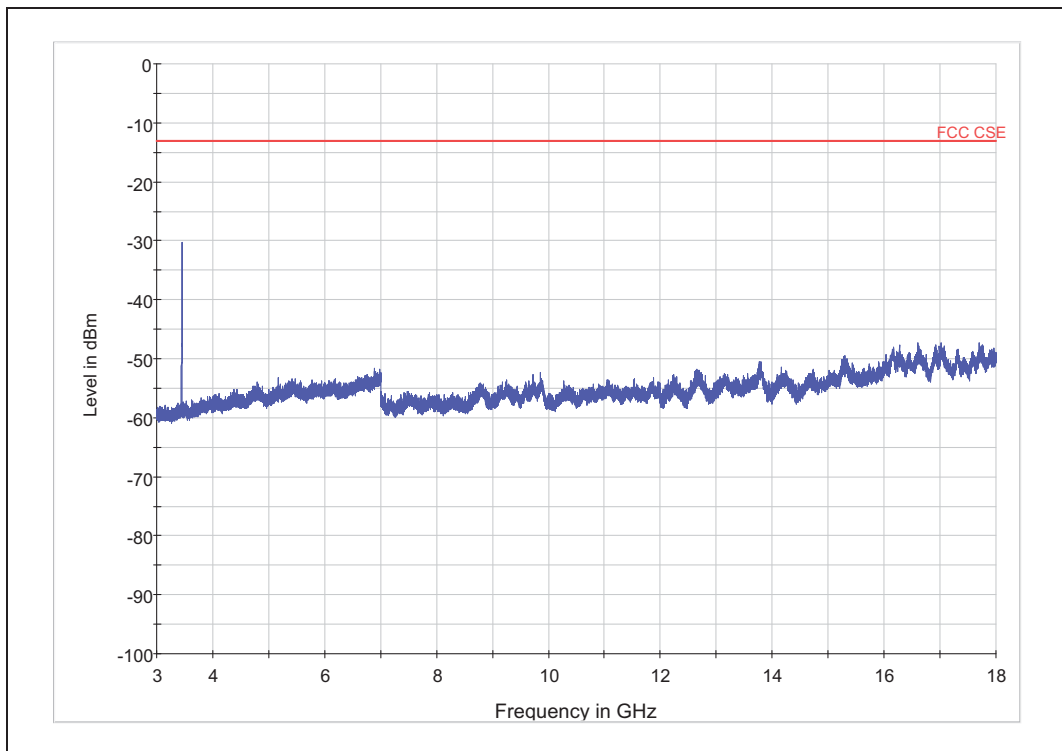
Harmonic	TX ch. 20050 Frequency (MHz)	Level (dBm)	Limit (dBm)	Margin (dB)
2	3422.3	-32.72	-13	19.72

TA Technology (Shanghai) Co., Ltd. Test Report

LTE Band 4 QPSK Bandwidth = 20MHz CH20175, RB 1



Note: The signal beyond the limit is carrier.
LTE Band 4 20175 Channel 30MHz~3GHz

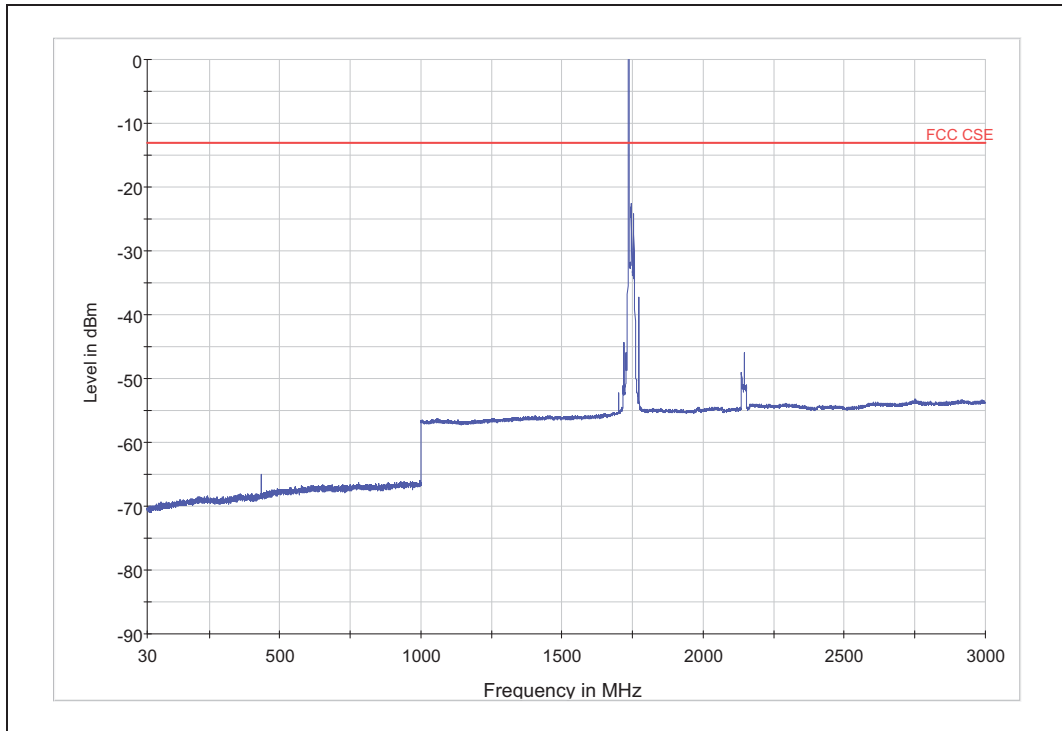


LTE Band 4 20175 Channel 3GHz~18GHz

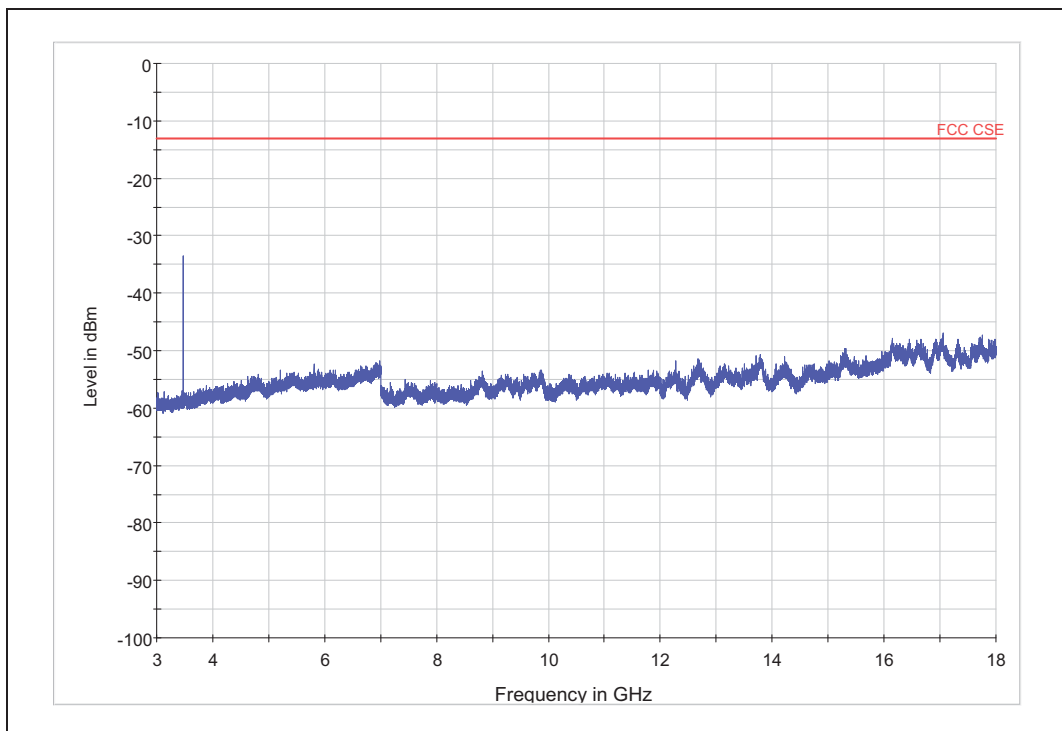
Harmonic	TX ch. 20175 Frequency (MHz)	Level (dBm)	Limit (dBm)	Margin (dB)
2	3447.0	-30.20	-13	17.20

TA Technology (Shanghai) Co., Ltd. Test Report

LTE Band 4 QPSK Bandwidth = 20MHz CH20300, RB 1



Note: The signal beyond the limit is carrier.
LTE Band 4 20300 Channel 30MHz~3GHz

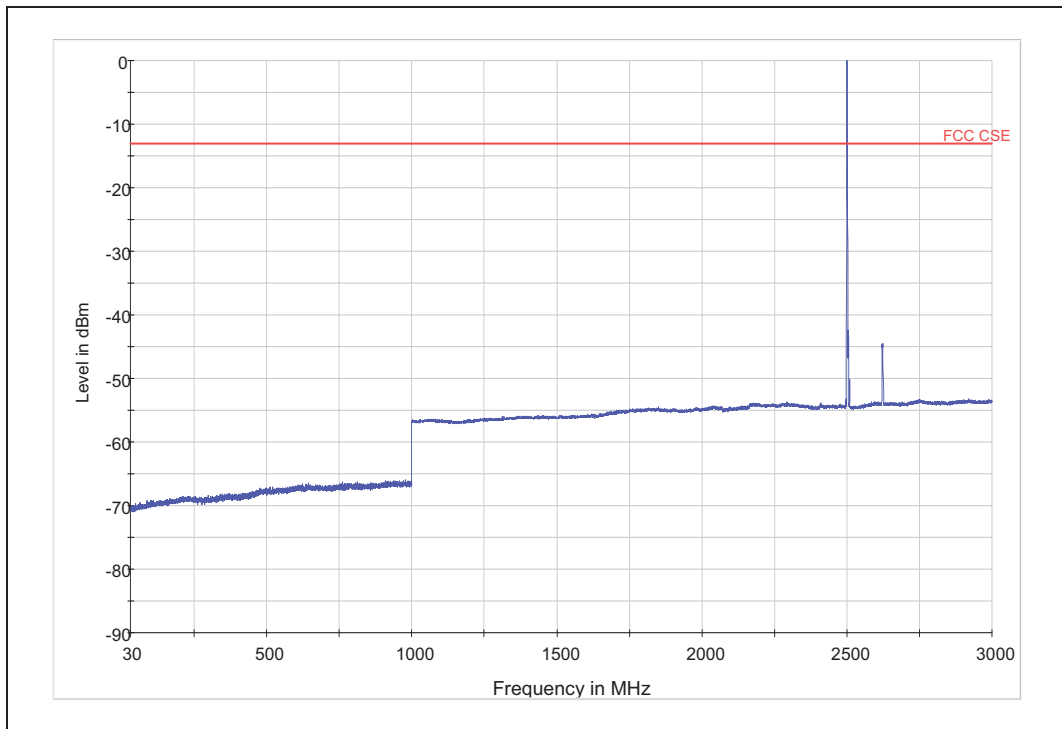


LTE Band 4 20300 Channel 3GHz ~18GHz

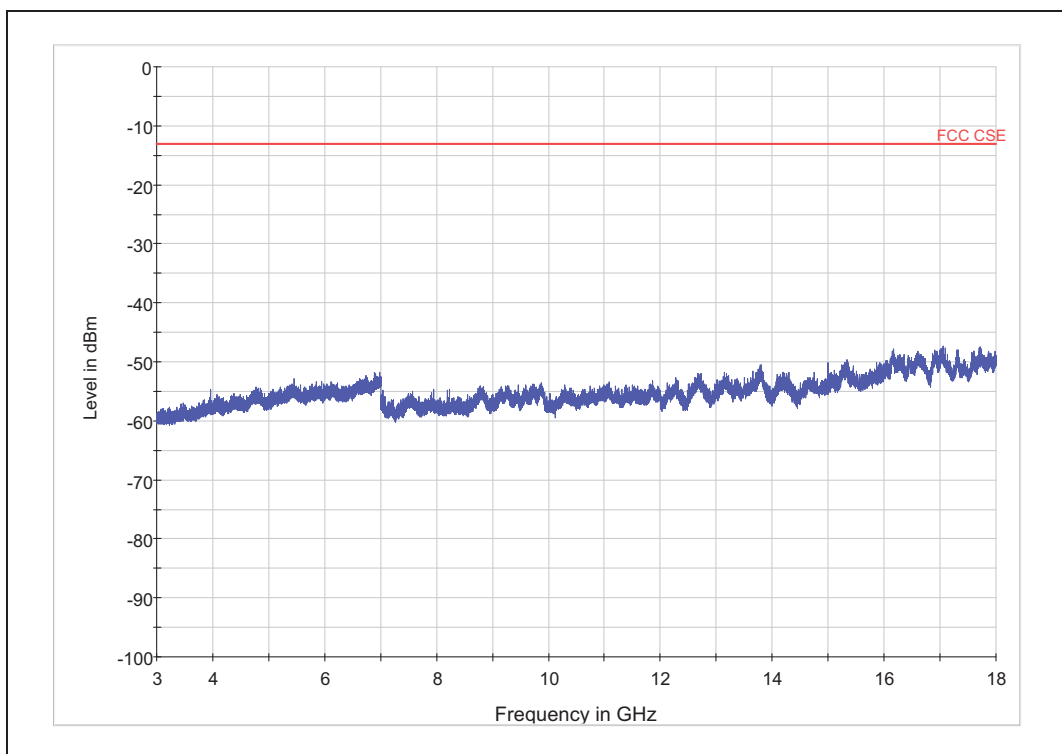
Harmonic	TX ch. 20300 Frequency (MHz)	Level (dBm)	Limit (dBm)	Margin (dB)
2	3472.1	-33.46	-13	20.46

TA Technology (Shanghai) Co., Ltd. Test Report

LTE Band 7 QPSK Bandwidth = 5MHz CH20775, RB 1

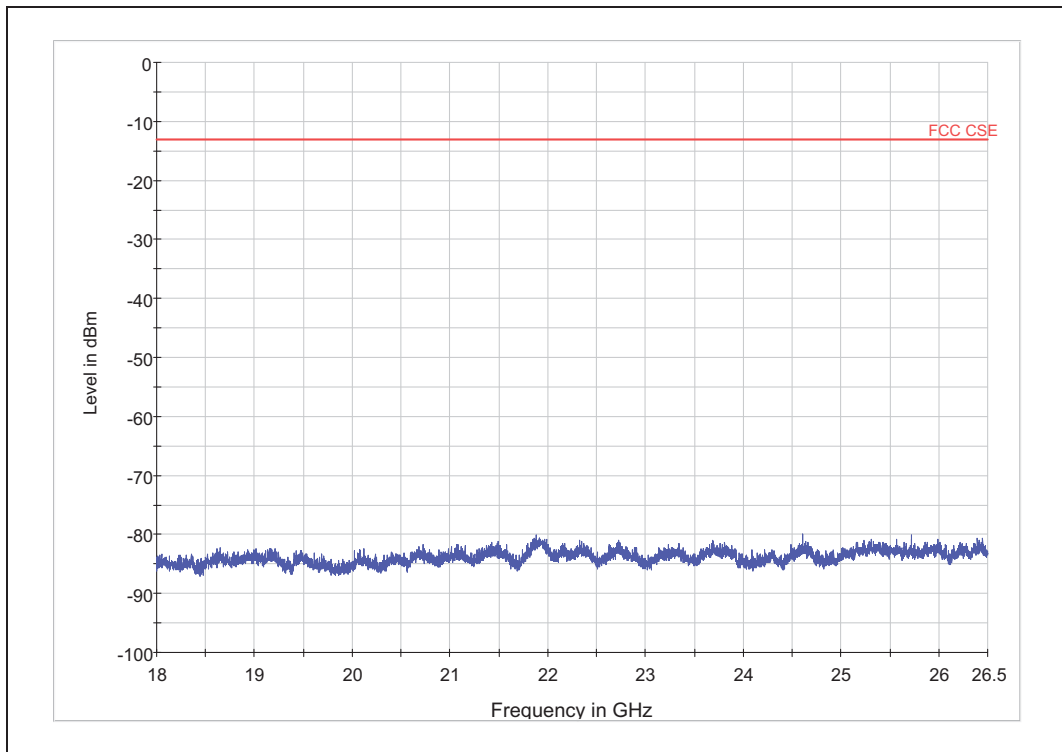


Note: The signal beyond the limit is carrier.
LTE Band 7 20775 Channel 30MHz~3GHz



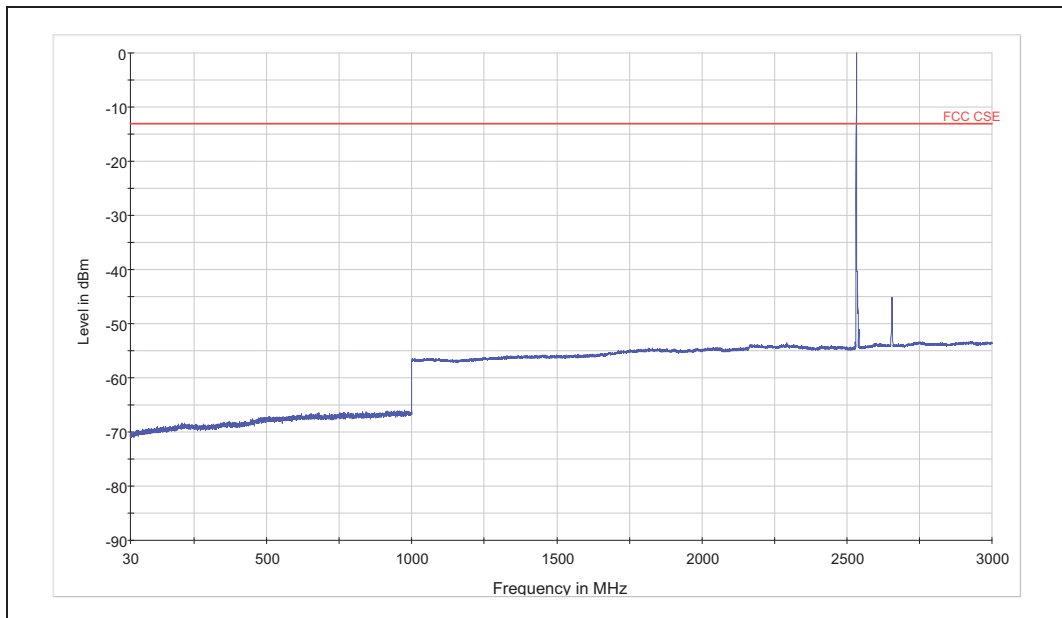
LTE Band 7 20775 Channel 3GHz~18GHz

TA Technology (Shanghai) Co., Ltd. Test Report



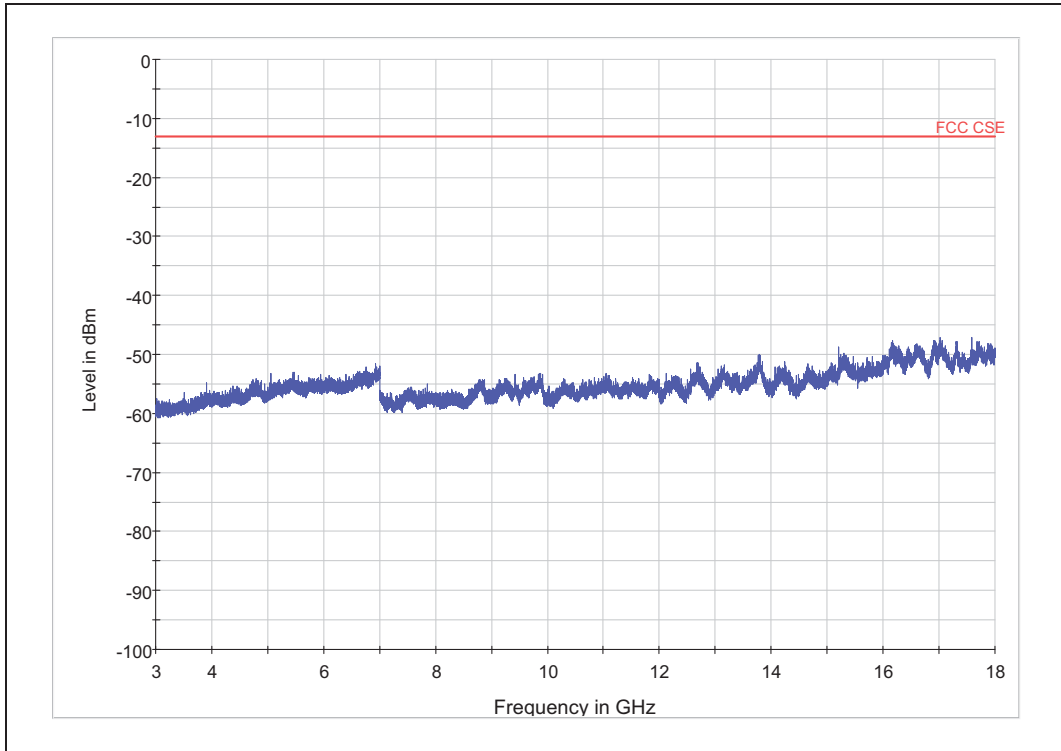
LTE Band 7 20775 Channel 18GHz~26GHz

LTE Band 7 QPSK Bandwidth = 5MHz CH21100, RB 1

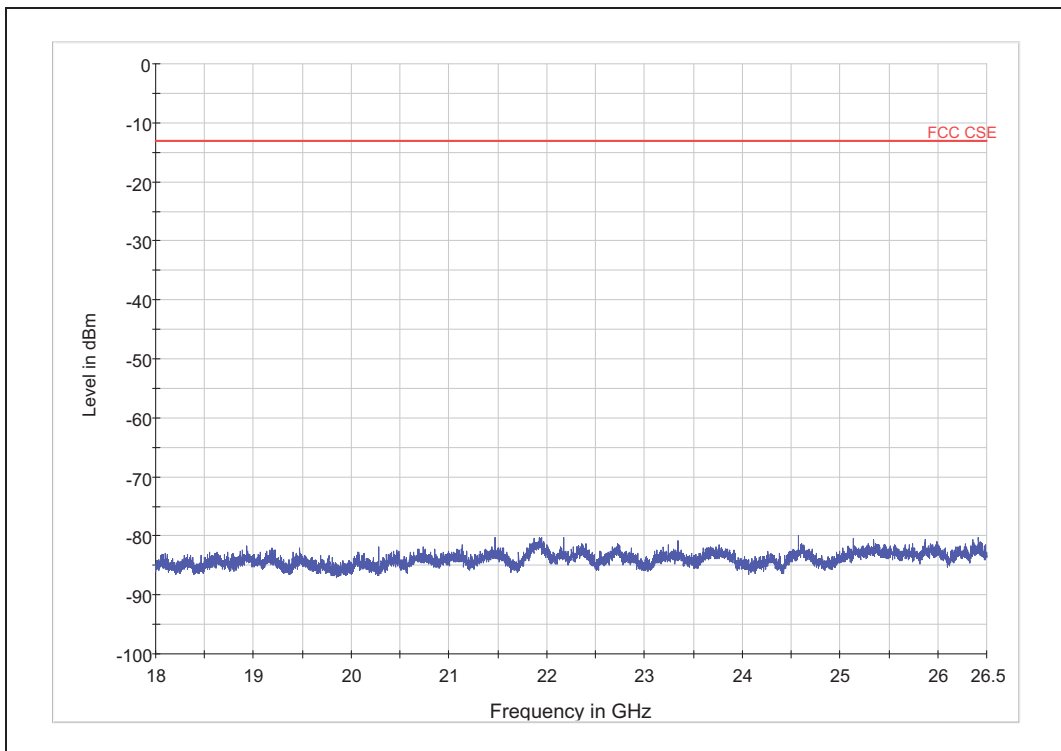


Note: The signal beyond the limit is carrier.
LTE Band 7 21100 Channel 30MHz~3GHz

TA Technology (Shanghai) Co., Ltd. Test Report



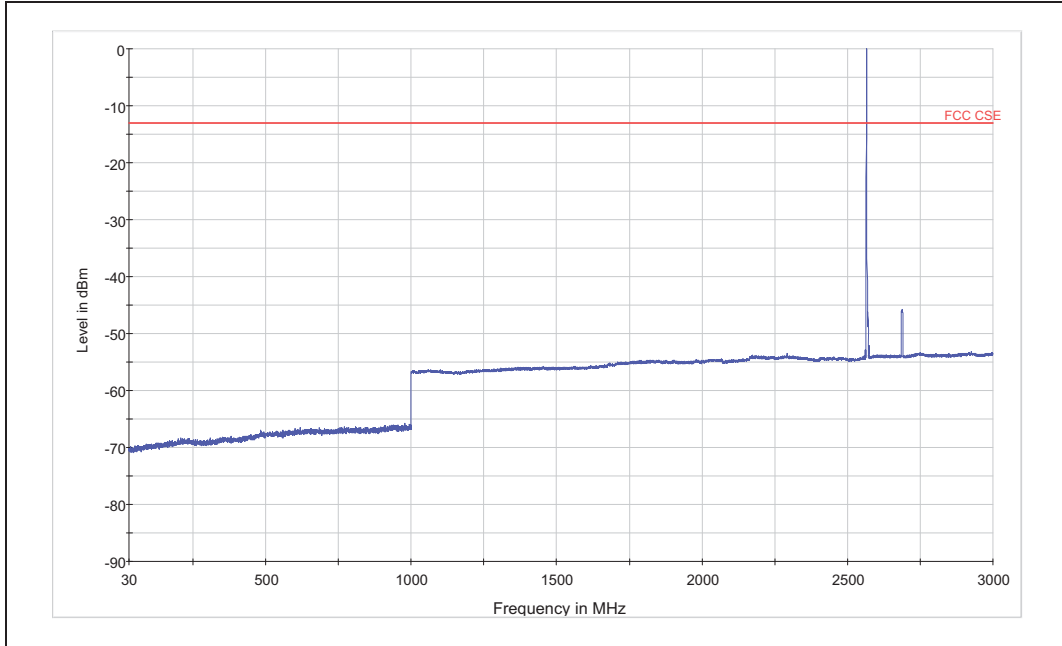
LTE Band 7 21100 Channel 3GHz~18GHz



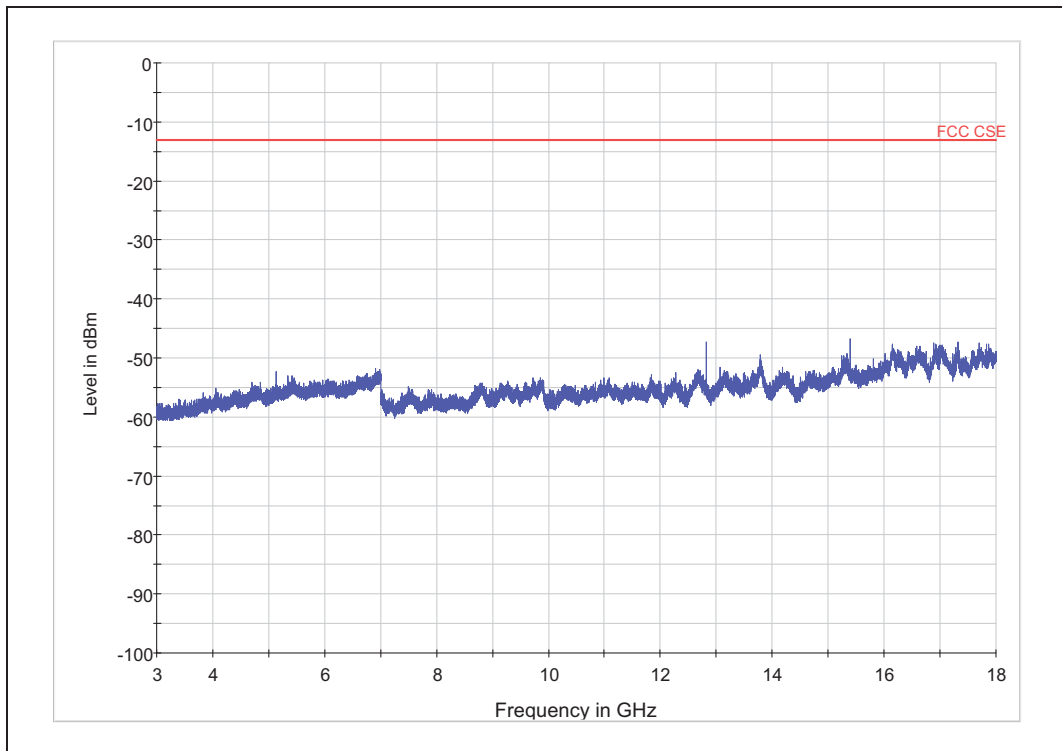
LTE Band 7 21100 Channel 18GHz~26GHz

TA Technology (Shanghai) Co., Ltd. Test Report

LTE Band 7 QPSK Bandwidth = 5MHz CH21425,RB 1



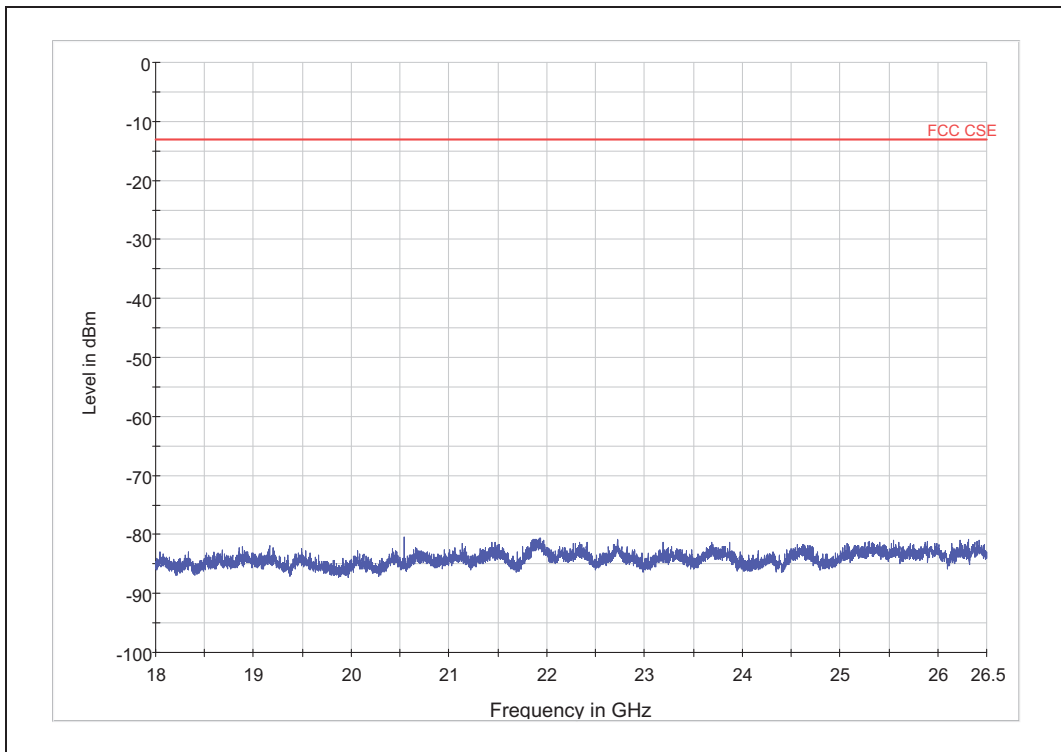
Note: The signal beyond the limit is carrier.
LTE Band 7 21425 Channel 30MHz~3GHz



LTE Band 7 21425 Channel 3GHz~18GHz

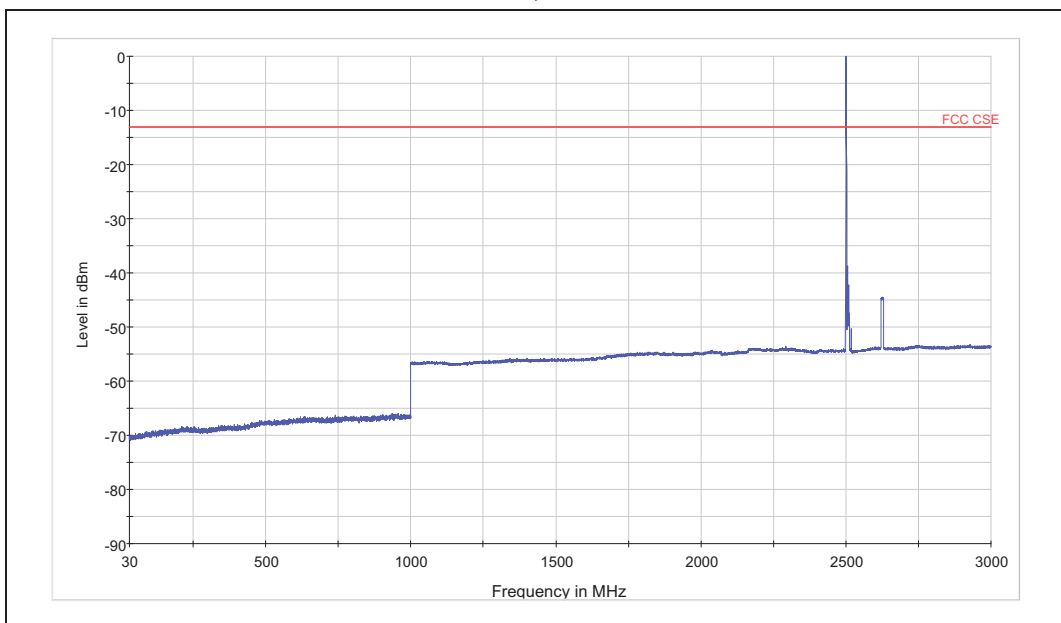
Harmonic	TX ch. 21425 Frequency (MHz)	Level (dBm)	Limit (dBm)	Margin (dB)
2	15393.0	-46.81	-13	33.81

TA Technology (Shanghai) Co., Ltd. Test Report



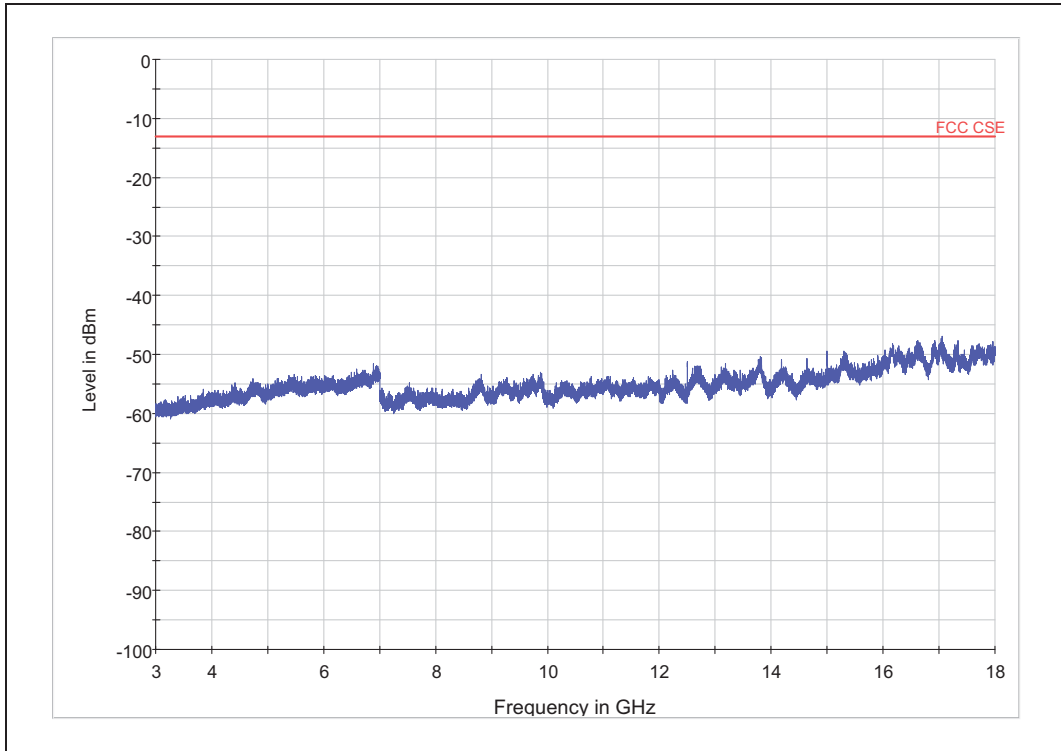
LTE Band 7 21425 Channel 18GHz~26GHz

LTE Band 7 QPSK Bandwidth = 10MHz CH20800, RB 1

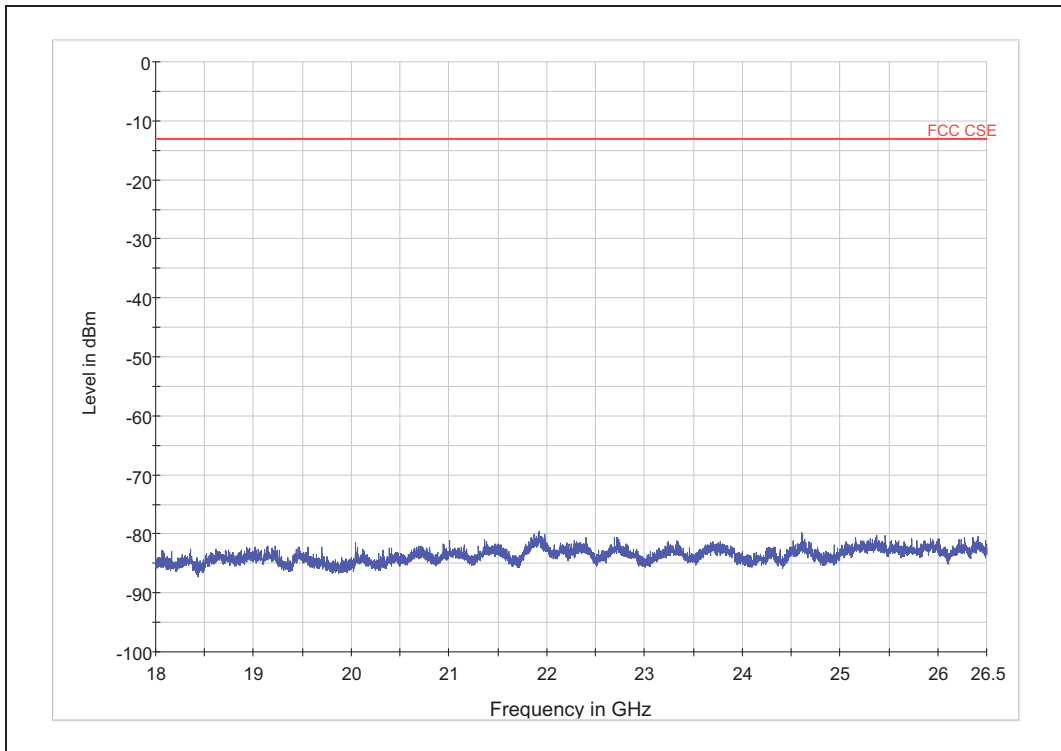


Note: The signal beyond the limit is carrier.
LTE Band 7 20800 Channel 30MHz~3GHz

TA Technology (Shanghai) Co., Ltd. Test Report



LTE Band 7 20800 Channel 3GHz~18GHz



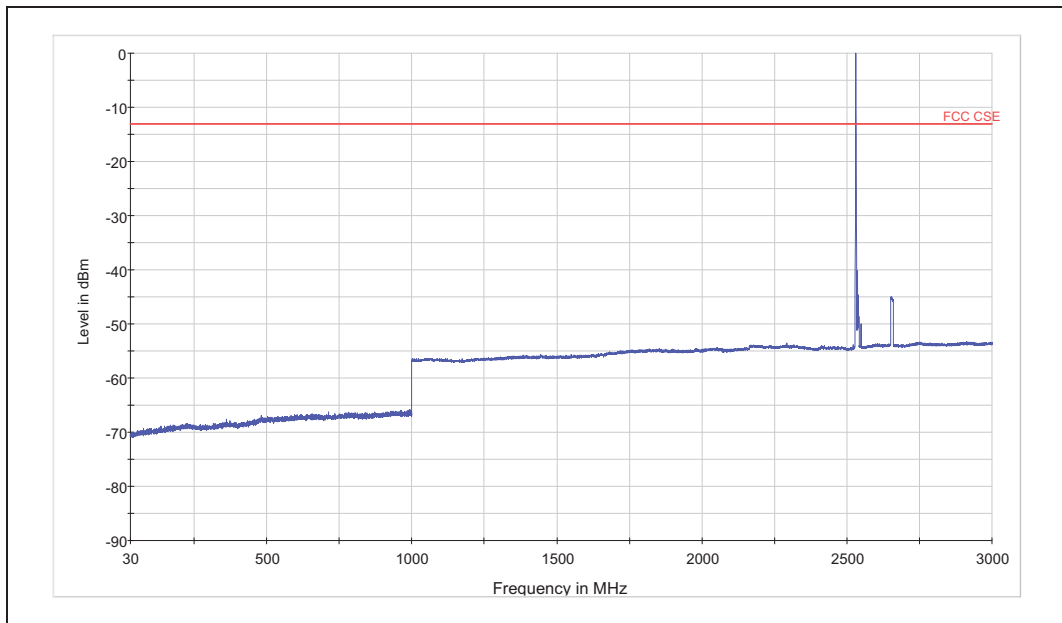
LTE Band 7 20800 Channel 18GHz~26GHz

TA Technology (Shanghai) Co., Ltd. Test Report

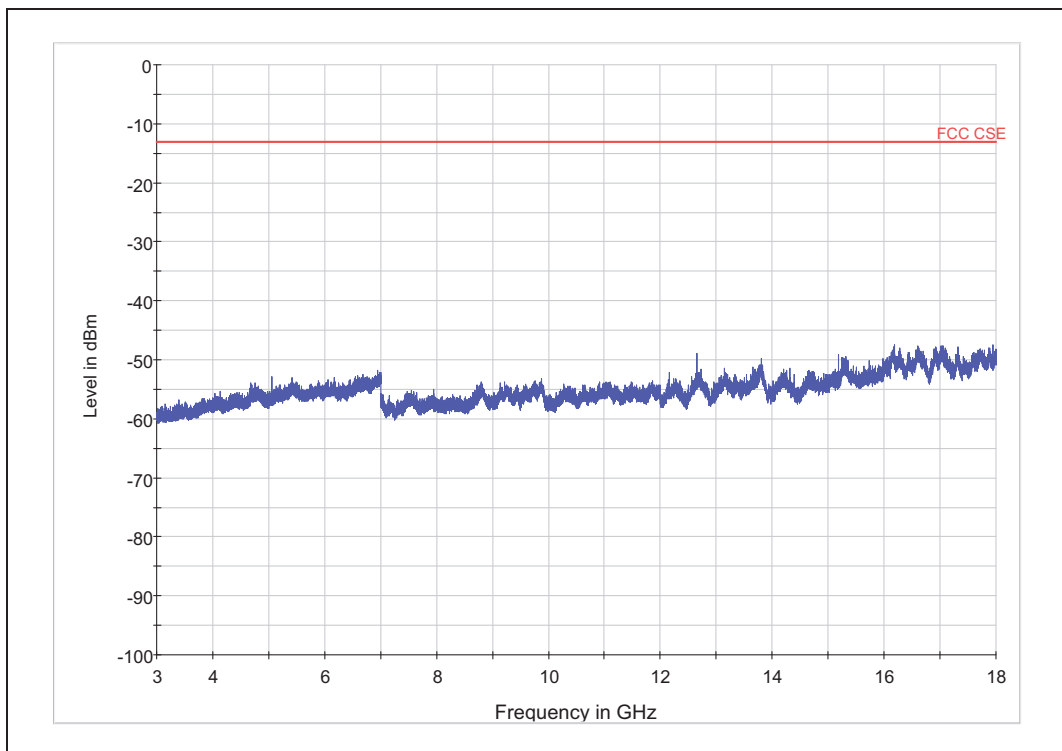
Report No.: RXC1402-0026RF03

Page 216 of 259

LTE Band 7 QPSK Bandwidth = 10MHz CH21100, RB 1

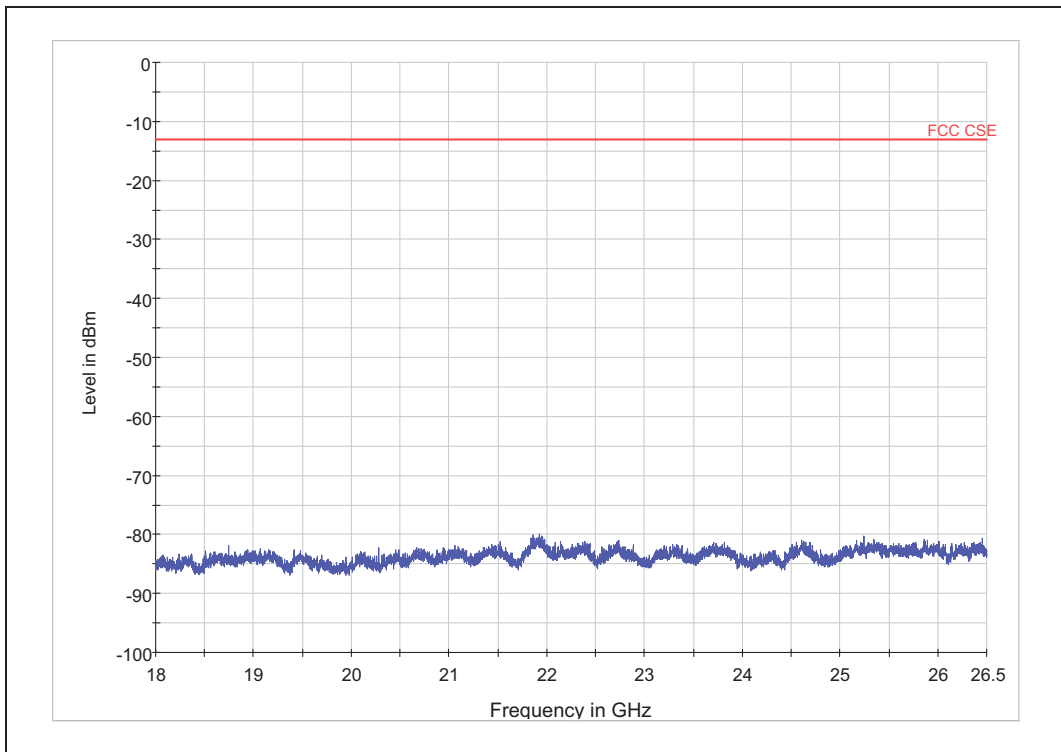


Note: The signal beyond the limit is carrier.
LTE Band 7 21100 Channel 30MHz~3GHz



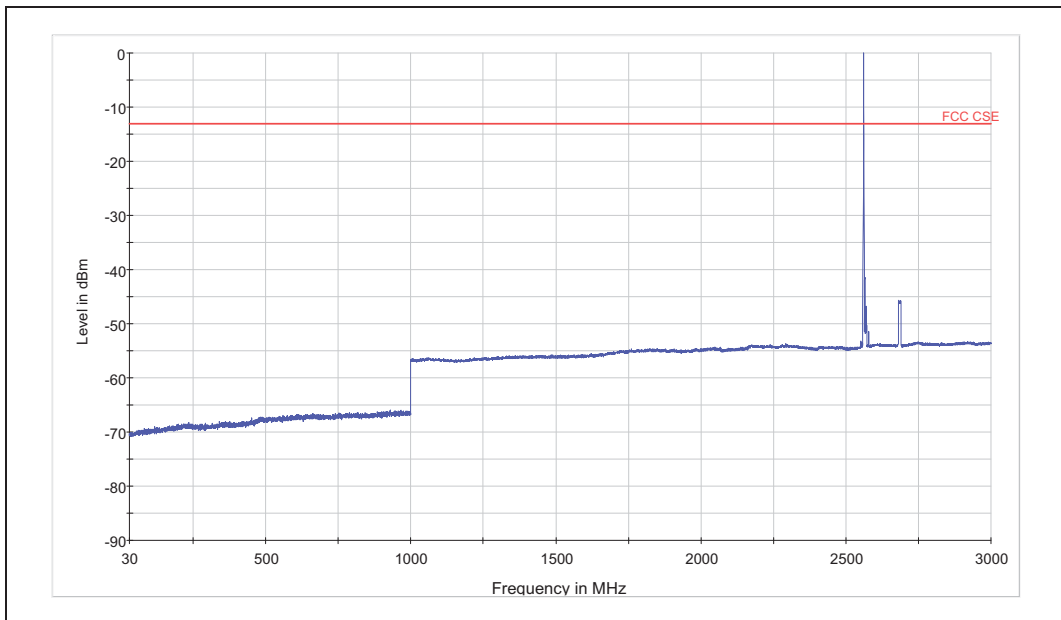
LTE Band 7 21100 Channel 3GHz~18GHz

TA Technology (Shanghai) Co., Ltd. Test Report



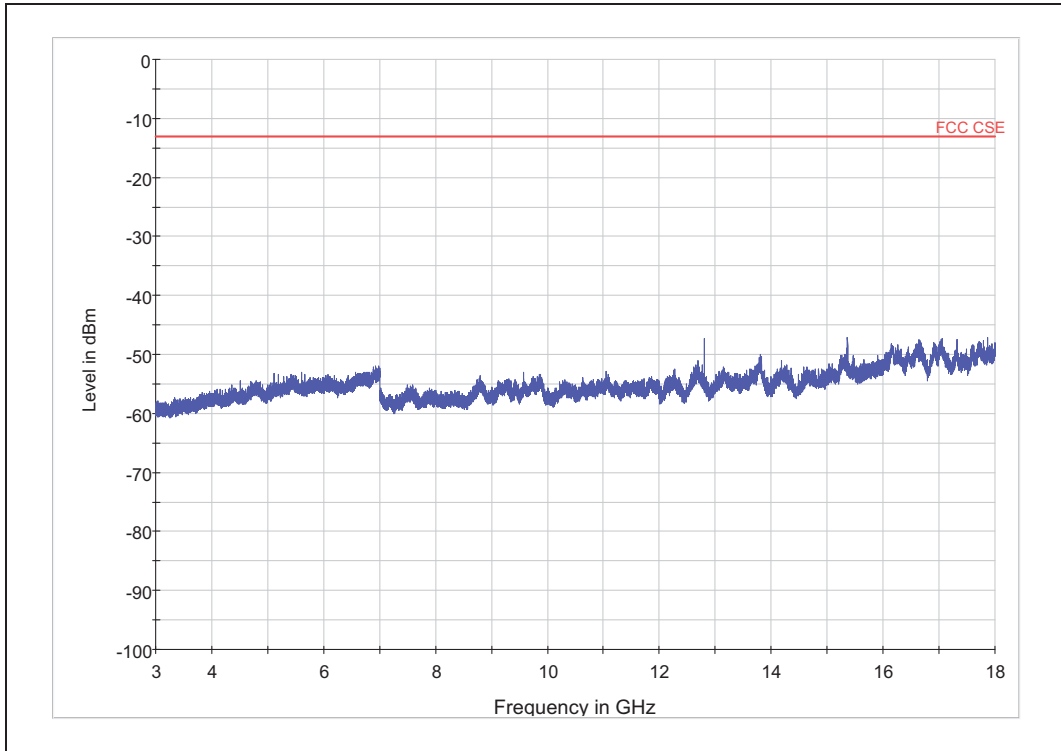
LTE Band 7 21100 Channel 18GHz~26GHz

LTE Band 7 QPSK Bandwidth = 10MHz CH21400, RB 1

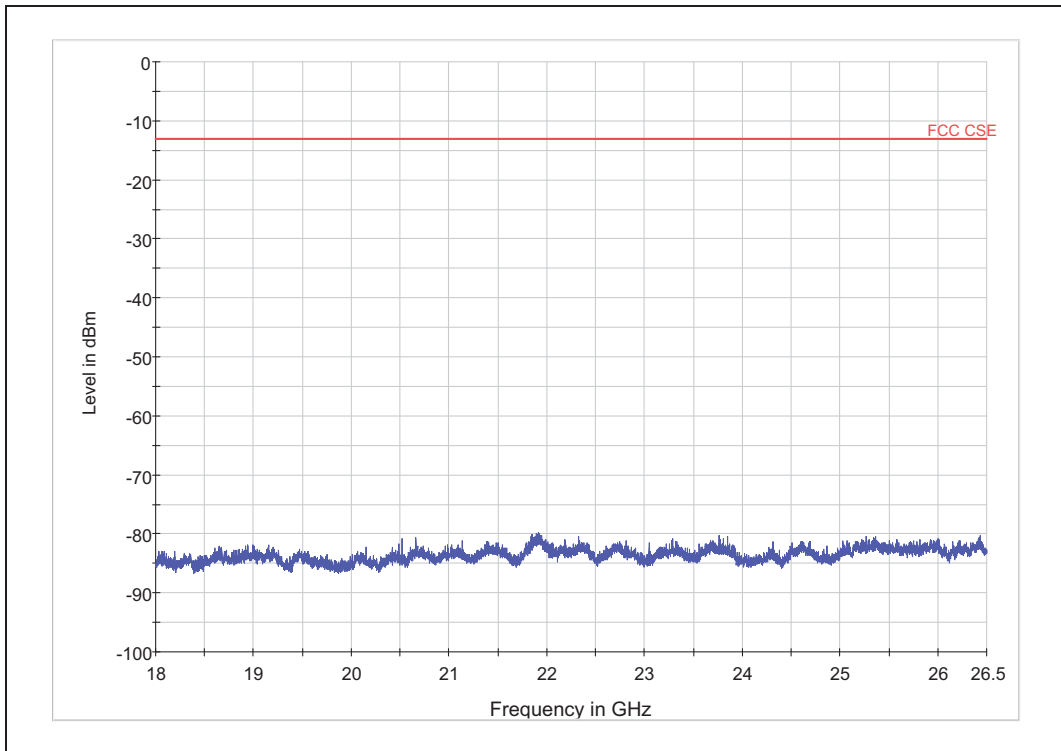


Note: The signal beyond the limit is carrier.
LTE Band 7 21400 Channel 30MHz~3GHz

TA Technology (Shanghai) Co., Ltd. Test Report



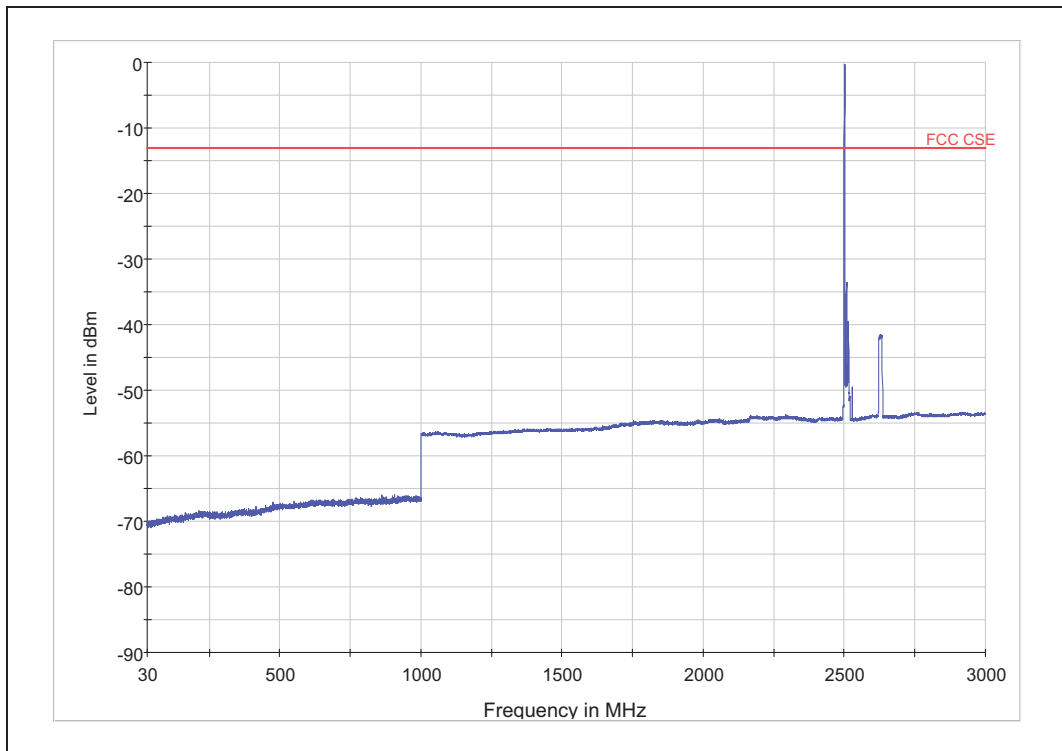
LTE Band 7 21400 Channel 3GHz ~18GHz



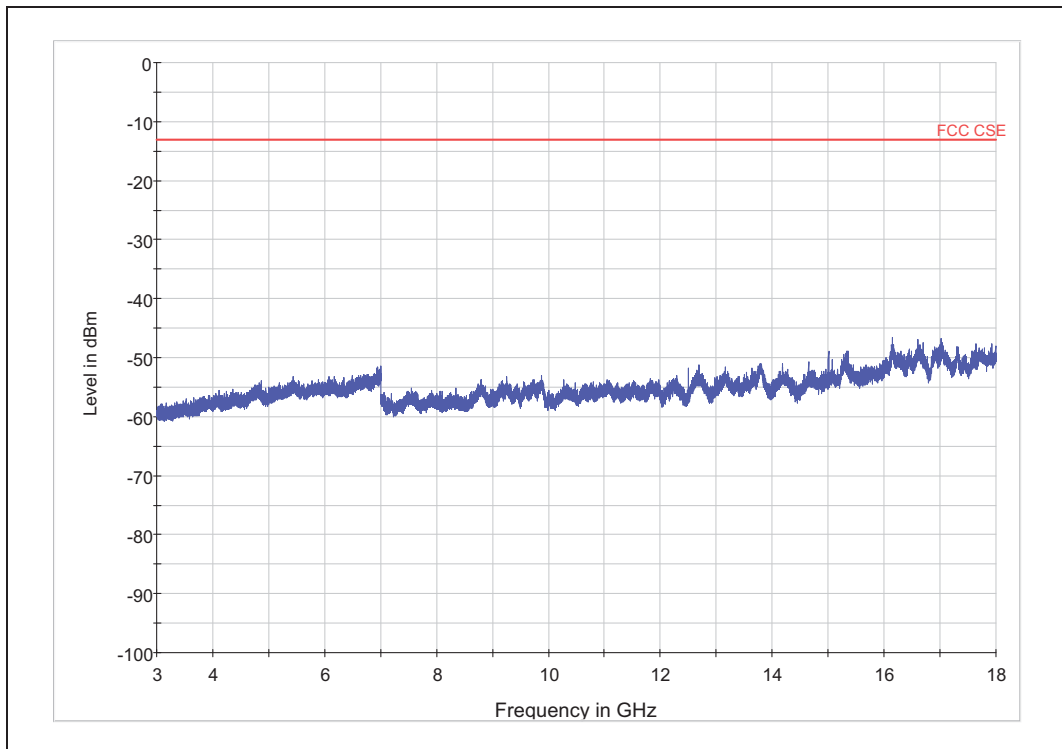
LTE Band 7 21400 Channel 18GHz ~26GHz

TA Technology (Shanghai) Co., Ltd. Test Report

LTE Band 7 QPSK Bandwidth = 15MHz CH20825, RB 1



Note: The signal beyond the limit is carrier.
LTE Band 7 20825 Channel 30MHz~3GHz

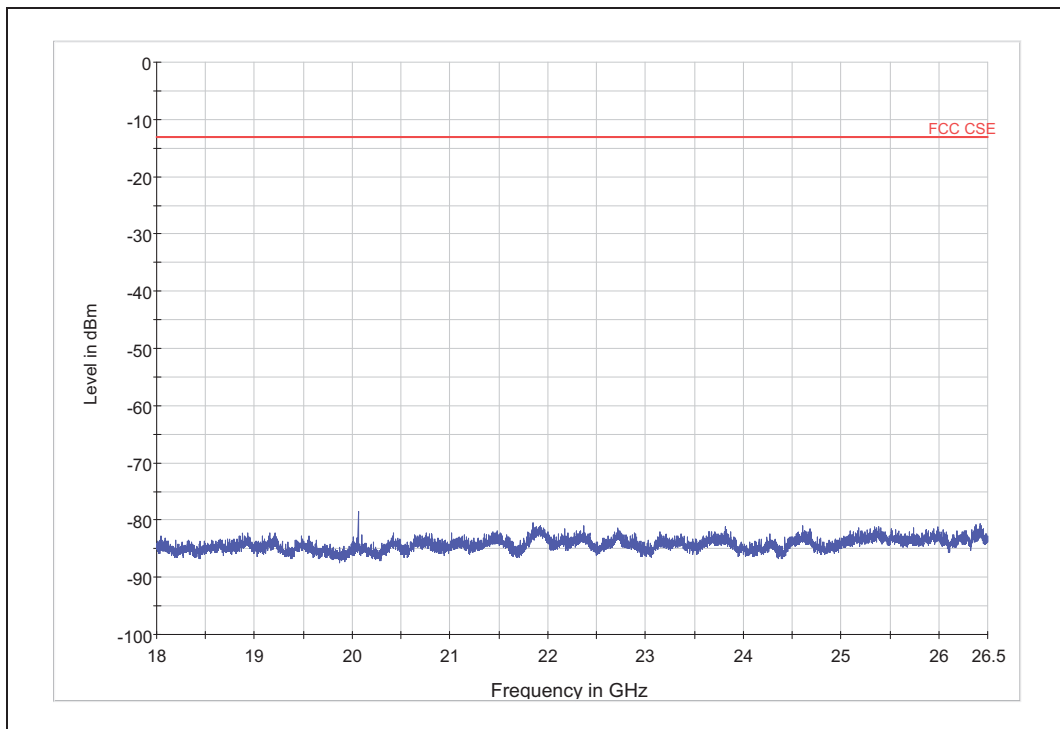


LTE Band 7 20825 Channel 3GHz~18GHz

TA Technology (Shanghai) Co., Ltd. Test Report

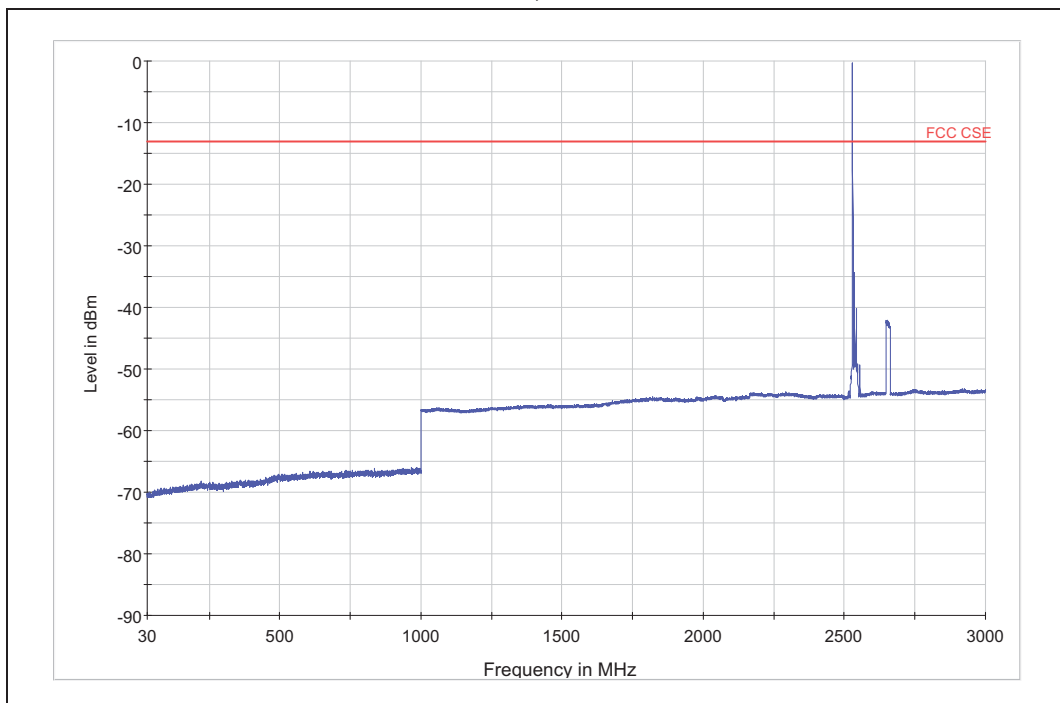
Report No.: RXC1402-0026RF03

Page 220 of 259



LTE Band 7 20825 Channel 18GHz~26GHz

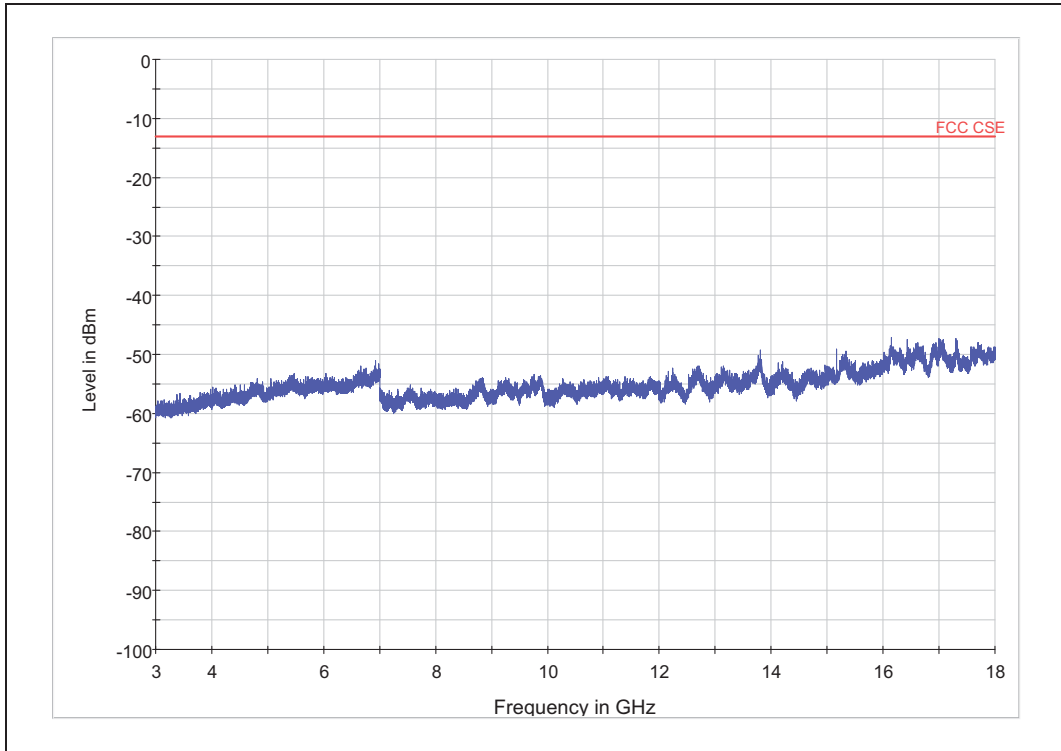
LTE Band 7 QPSK Bandwidth = 15MHz CH21100, RB 1



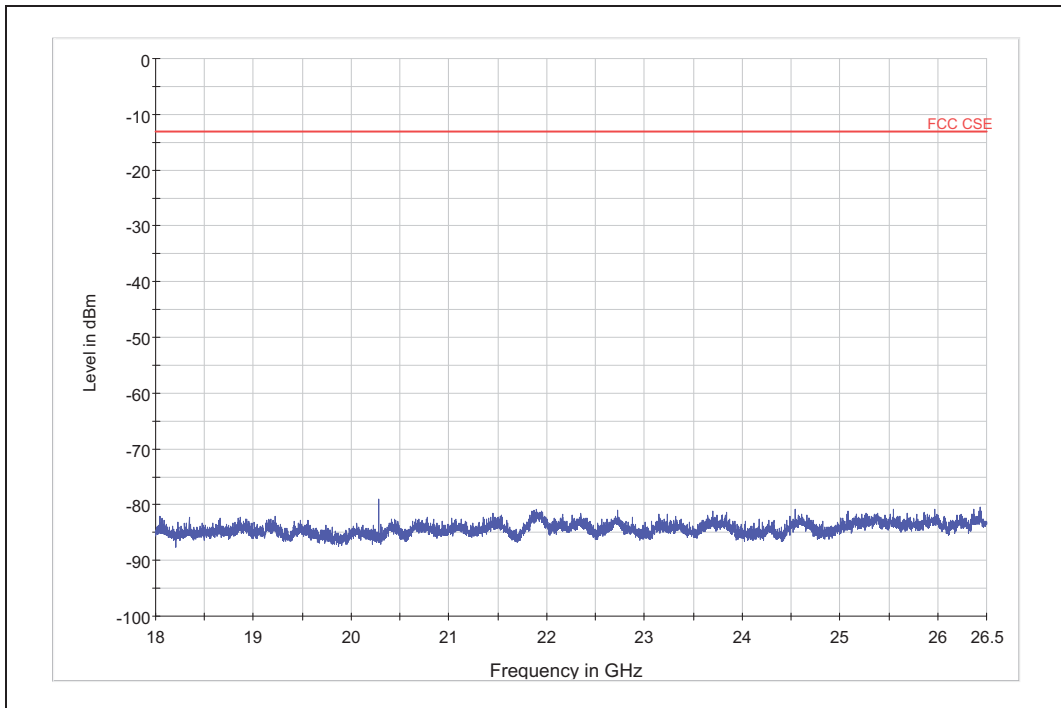
Note: The signal beyond the limit is carrier.

LTE Band 7 21100 Channel 30MHz~3GHz

TA Technology (Shanghai) Co., Ltd. Test Report



LTE Band 7 21100 Channel 3GHz~18GHz

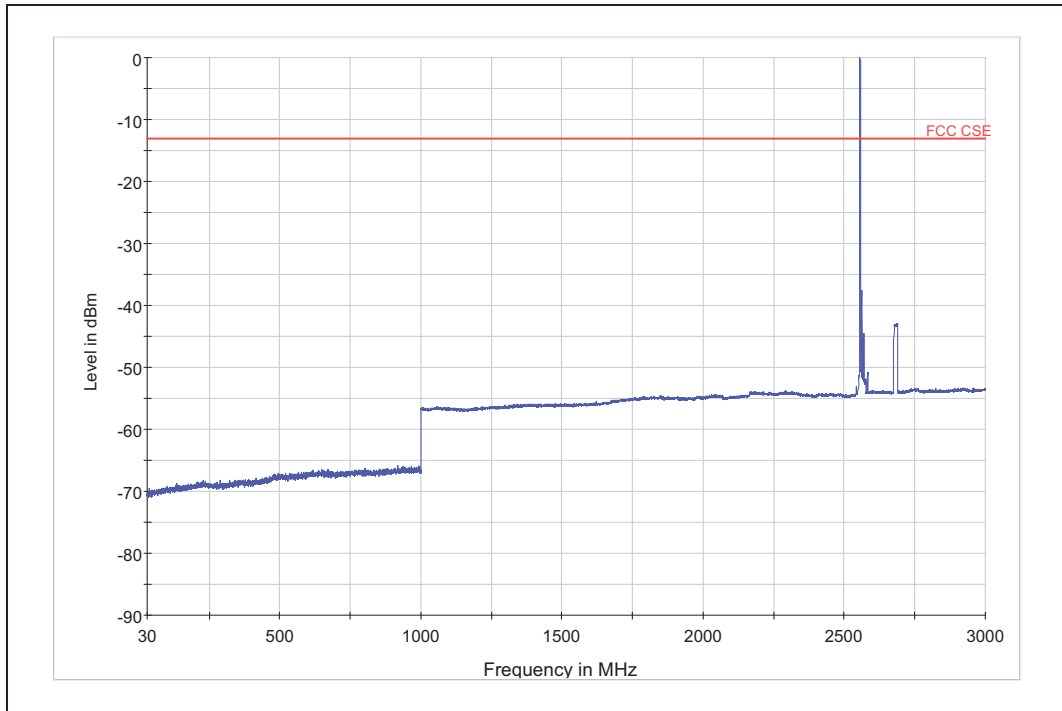


LTE Band 7 21100 Channel 18GHz~26GHz

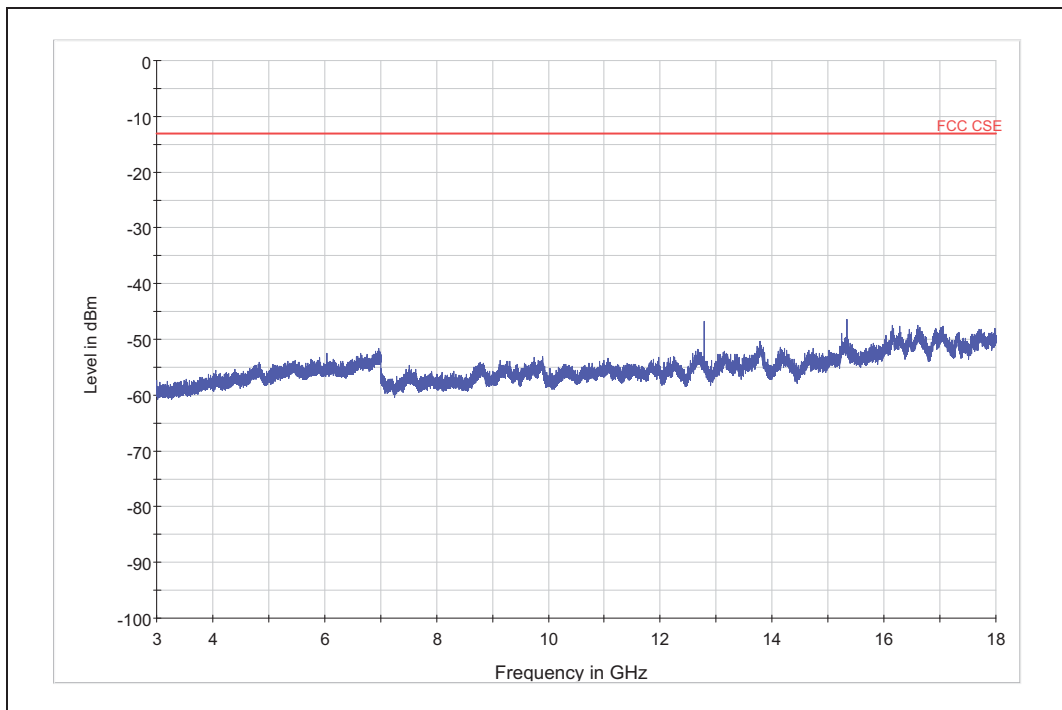
TA Technology (Shanghai) Co., Ltd.

Test Report

LTE Band 7 QPSK Bandwidth = 15MHz CH21375, RB 1



Note: The signal beyond the limit is carrier.
LTE Band 7 21375 Channel 30MHz~3GHz



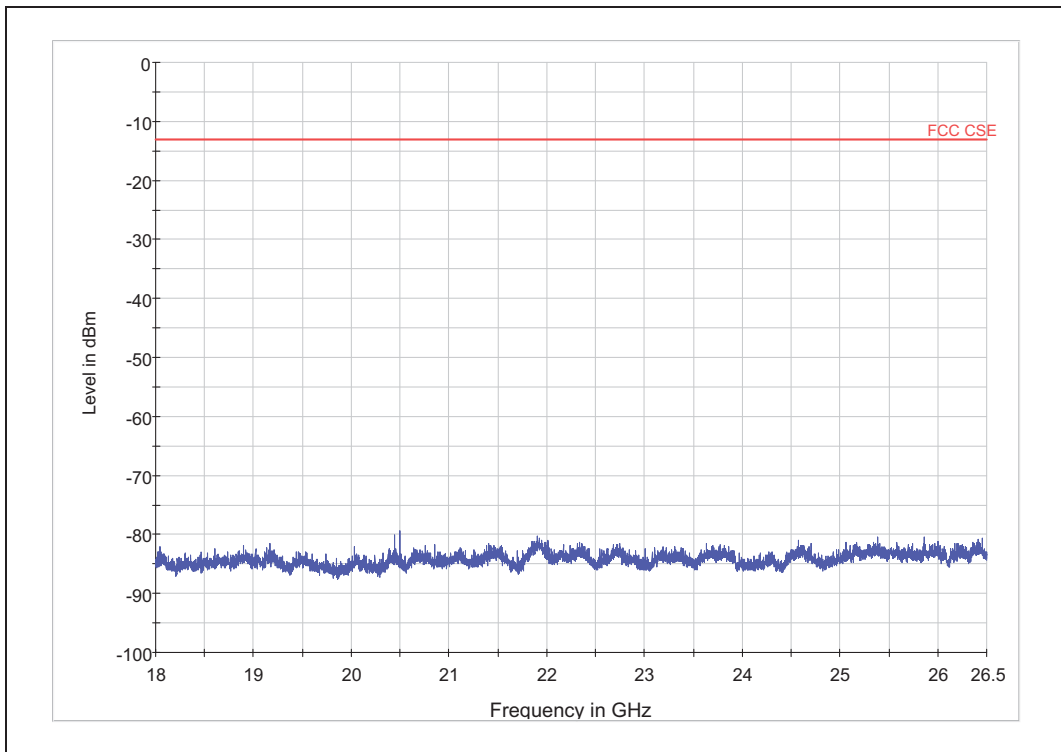
LTE Band 7 21375 Channel 3GHz ~18GHz

Harmonic	TX ch. 21375 Frequency (MHz)	Level (dBm)	Limit (dBm)	Margin (dB)
2	15335.3	-46.50	-13	33.50

TA Technology (Shanghai) Co., Ltd. Test Report

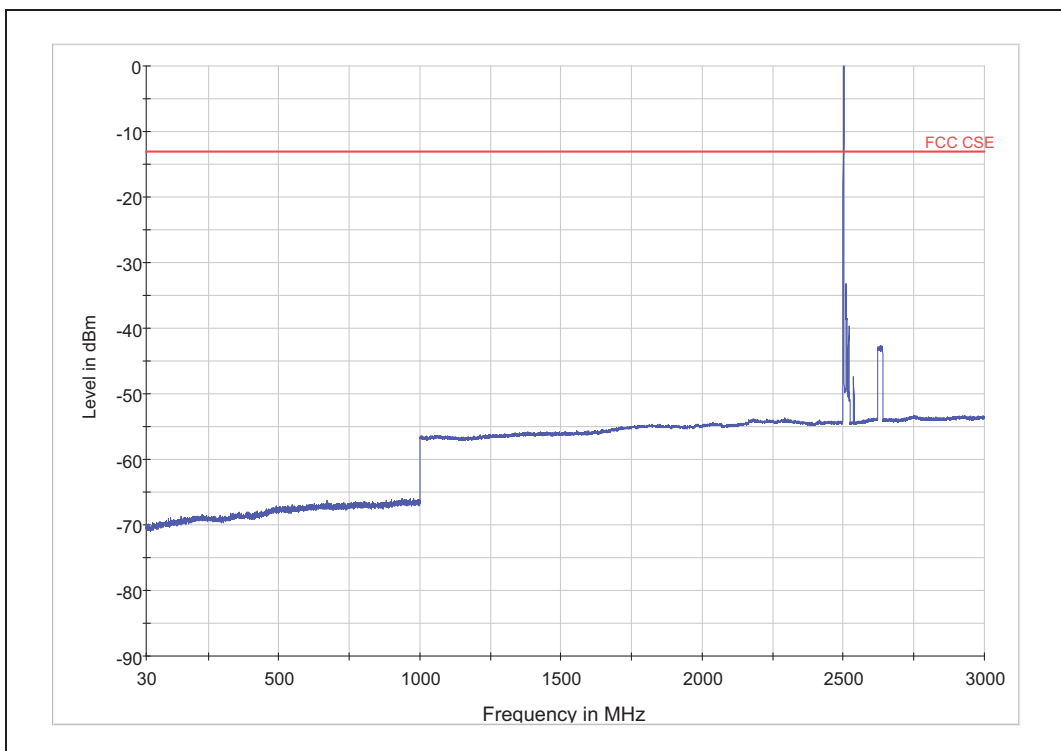
Report No.: RXC1402-0026RF03

Page 223 of 259



LTE Band 7 21375 Channel 18GHz ~26GHz

LTE Band 7 QPSK Bandwidth = 20MHz CH20850, RB 1

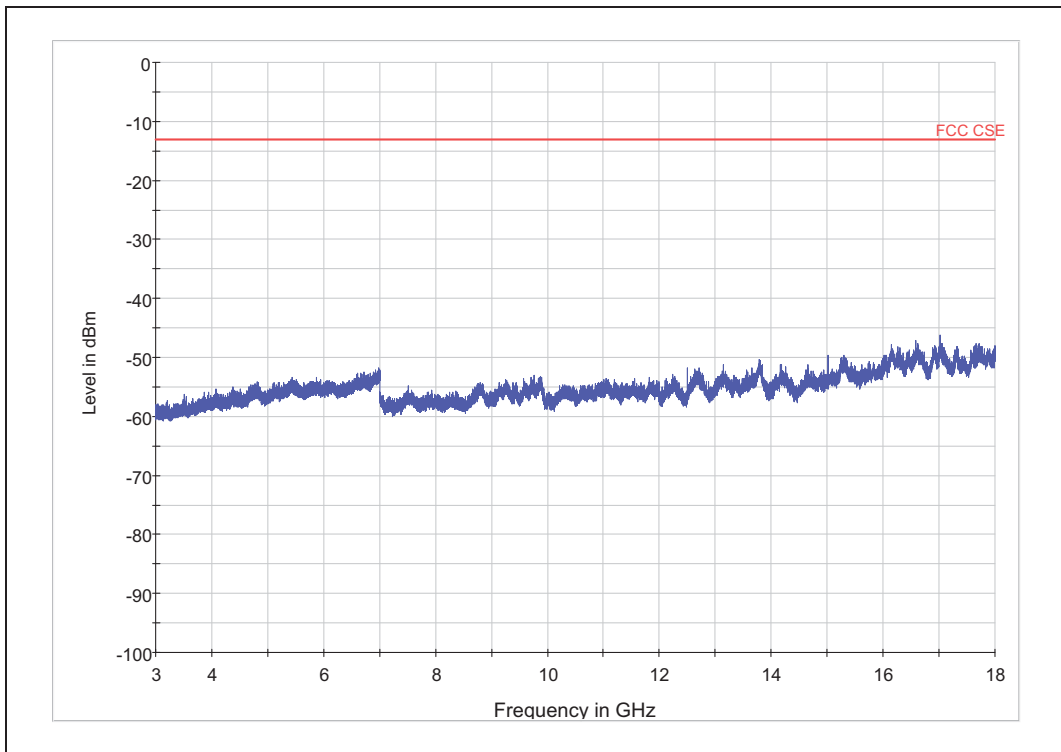


Note: The signal beyond the limit is carrier.
LTE Band 7 20850 Channel 30MHz~3GHz

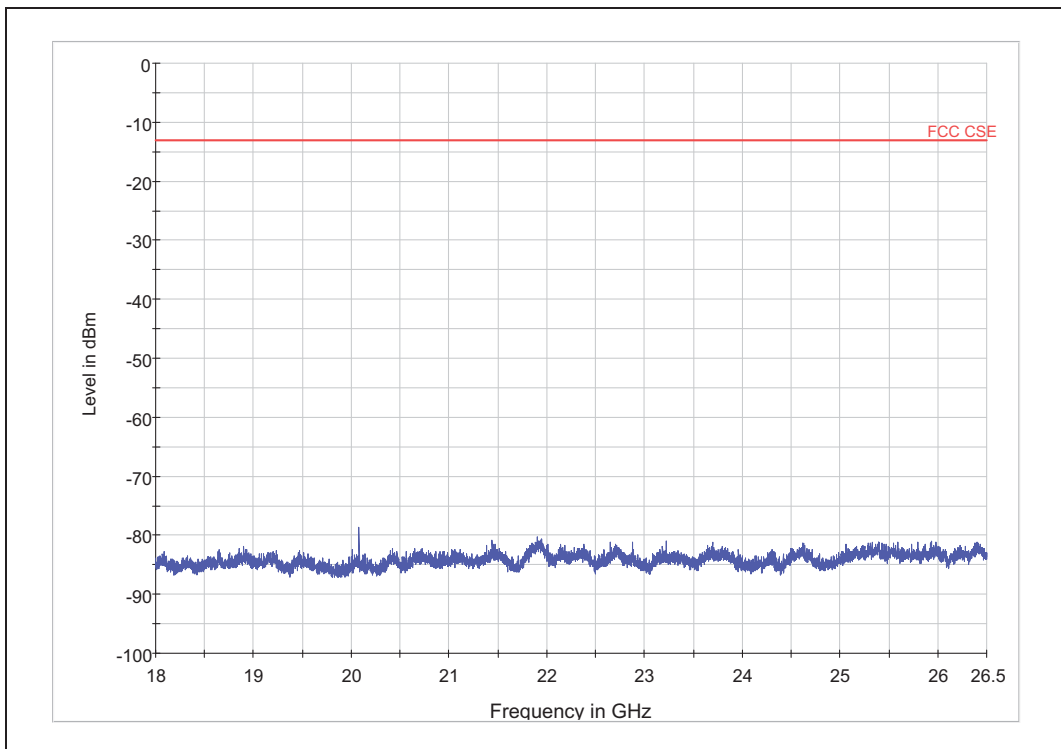
TA Technology (Shanghai) Co., Ltd. Test Report

Report No.: RXC1402-0026RF03

Page 224 of 259



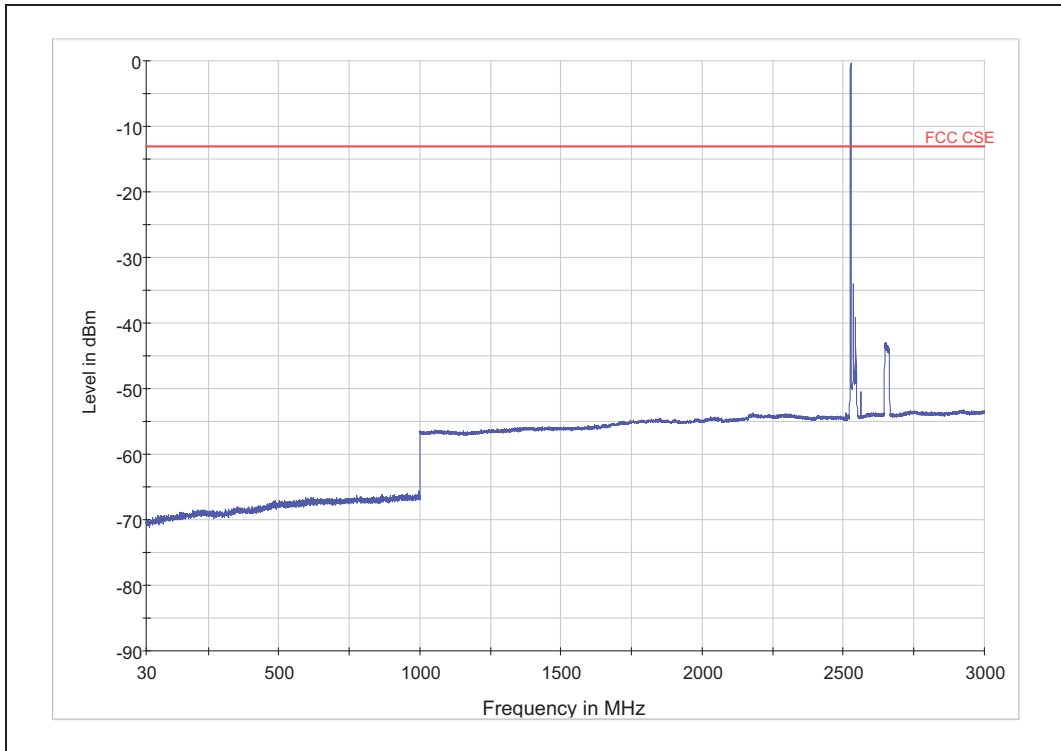
LTE Band 7 20850 Channel 3GHz~18GHz



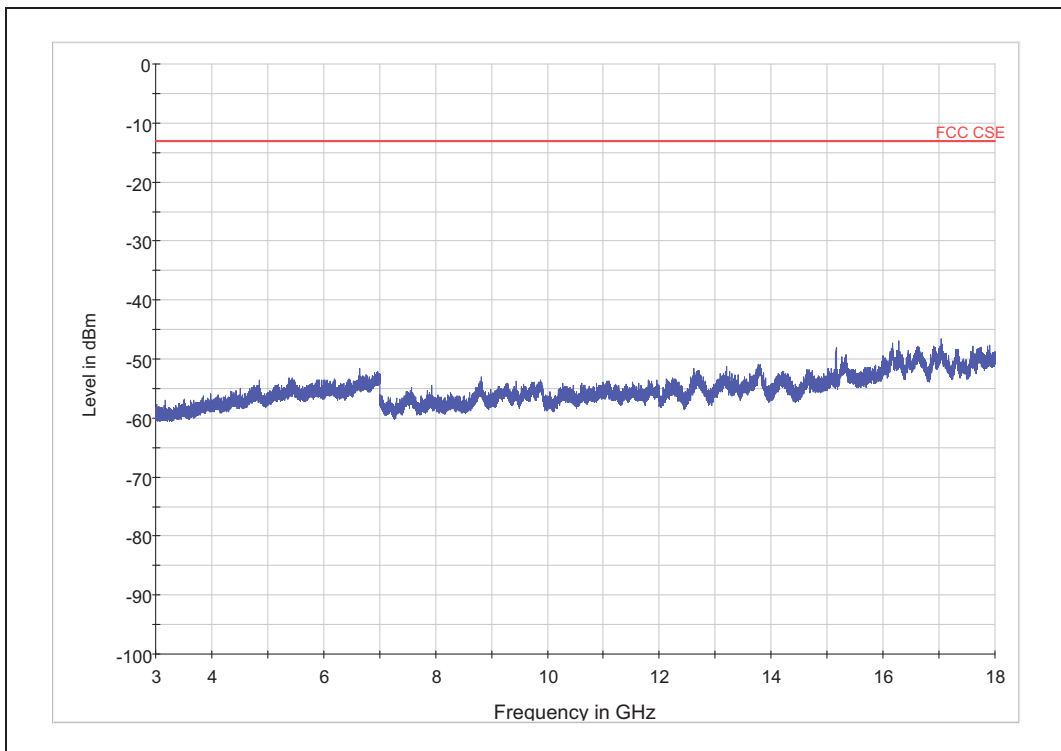
LTE Band 7 20850 Channel 18GHz~26GHz

TA Technology (Shanghai) Co., Ltd. Test Report

LTE Band 7 QPSK Bandwidth = 20MHz CH21100, RB 1

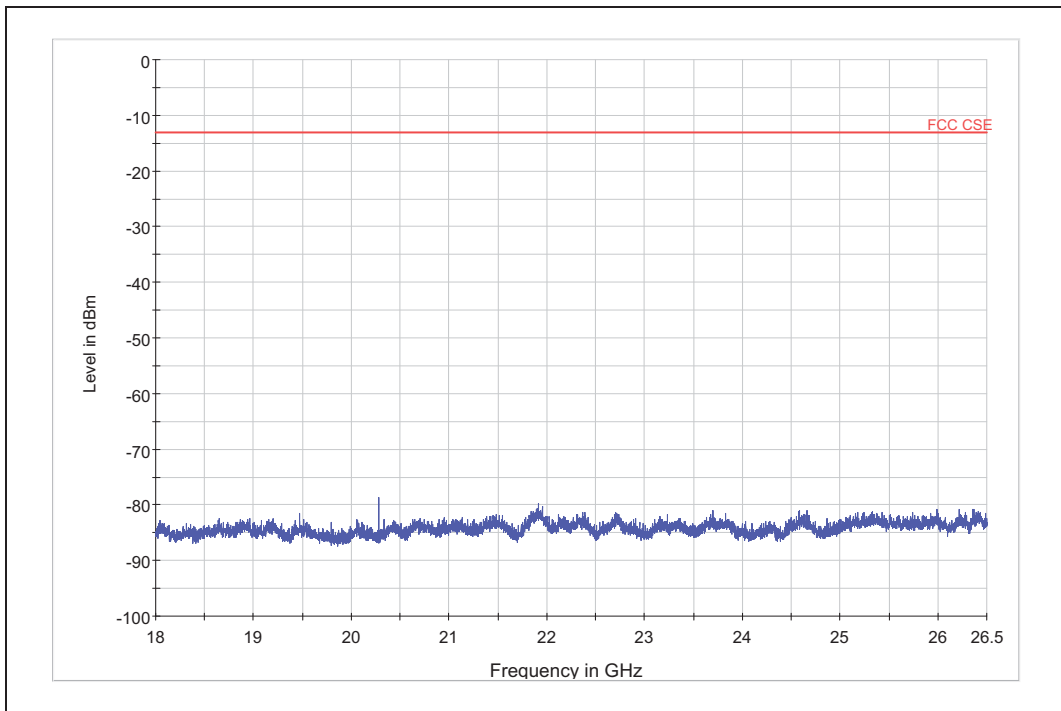


Note: The signal beyond the limit is carrier.
LTE Band 7 21100 Channel 30MHz~3GHz



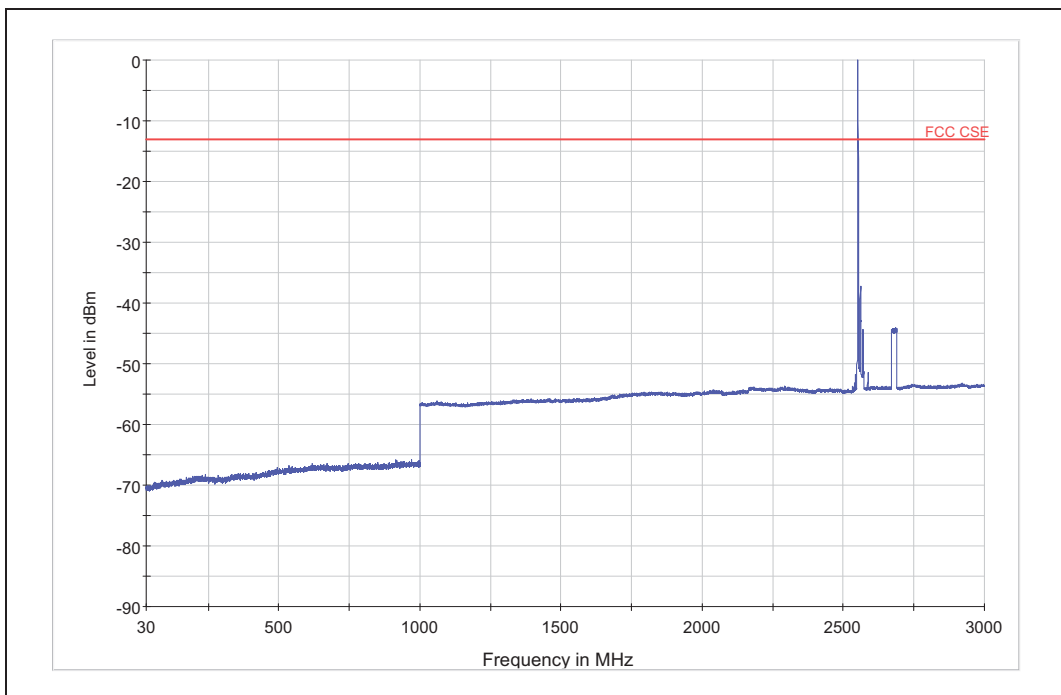
LTE Band 7 21100 Channel 3GHz~18GHz

TA Technology (Shanghai) Co., Ltd. Test Report



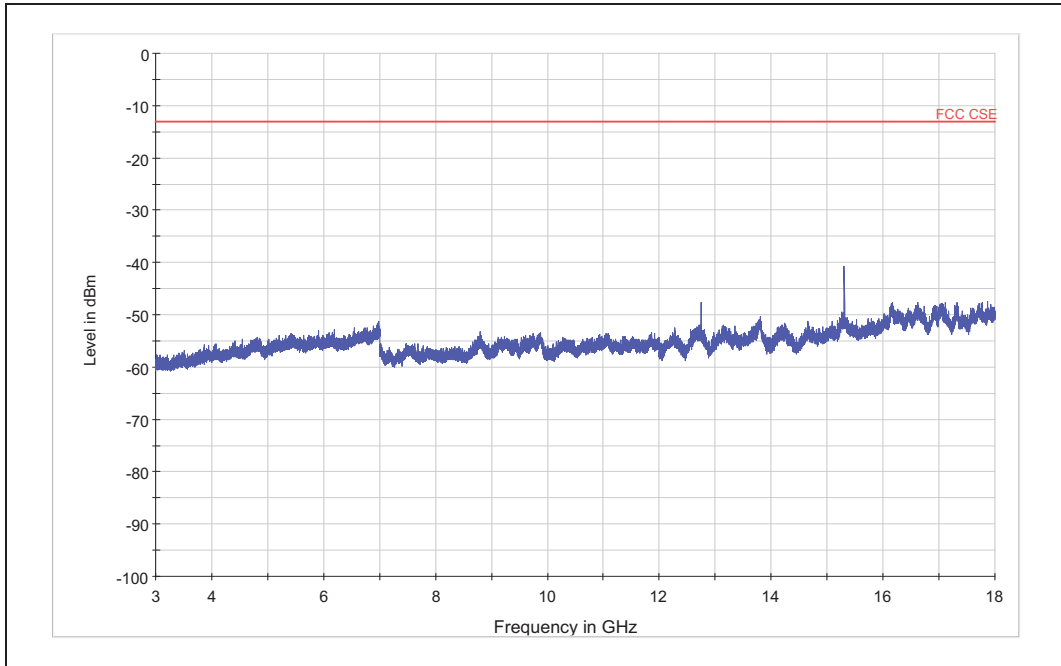
LTE Band 7 21100 Channel 18GHz~26GHz

LTE Band 7 QPSK Bandwidth = 20MHz CH21350, RB 1



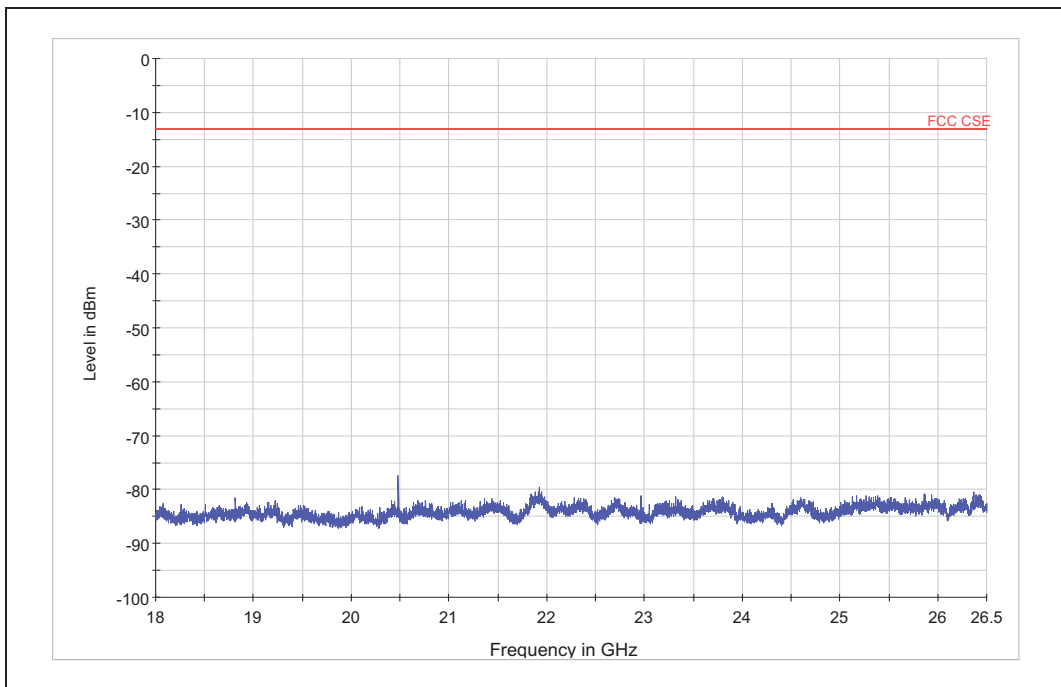
Note: The signal beyond the limit is carrier.
LTE Band 7 21350 Channel 30MHz~3GHz

TA Technology (Shanghai) Co., Ltd. Test Report



LTE Band 7 21350 Channel 3GHz ~18GHz

Harmonic	TX ch. 21350 Frequency (MHz)	Level (dBm)	Limit (dBm)	Margin (dB)
2	15307.5	-40.65	-13	27.65



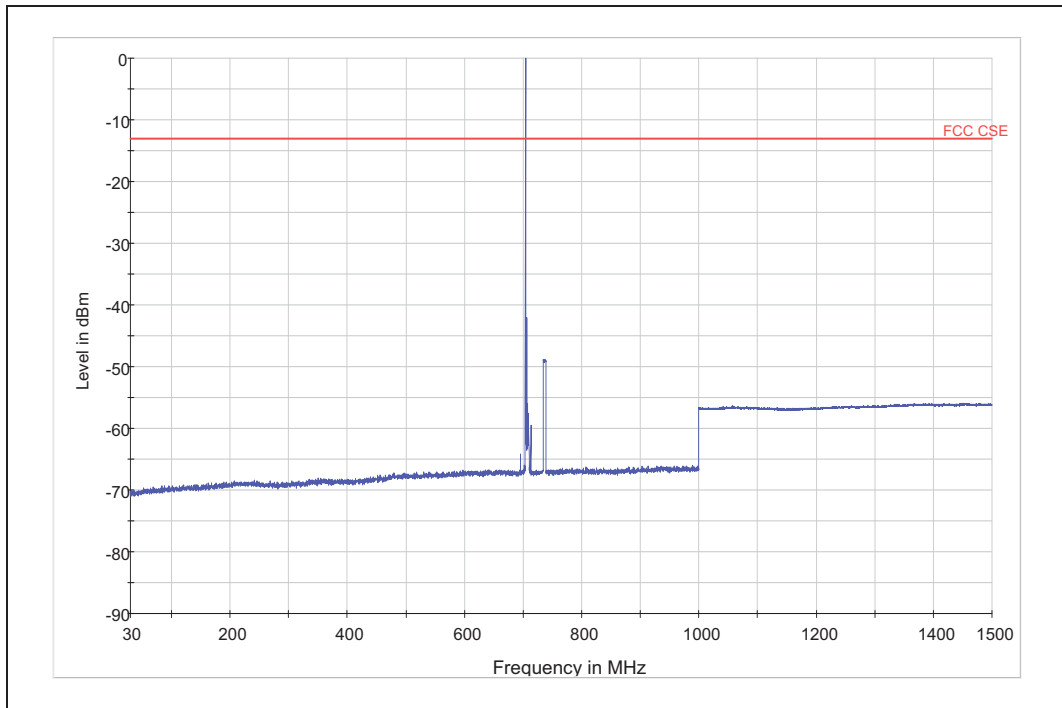
LTE Band 7 21350 Channel 18GHz ~26GHz

TA Technology (Shanghai) Co., Ltd. Test Report

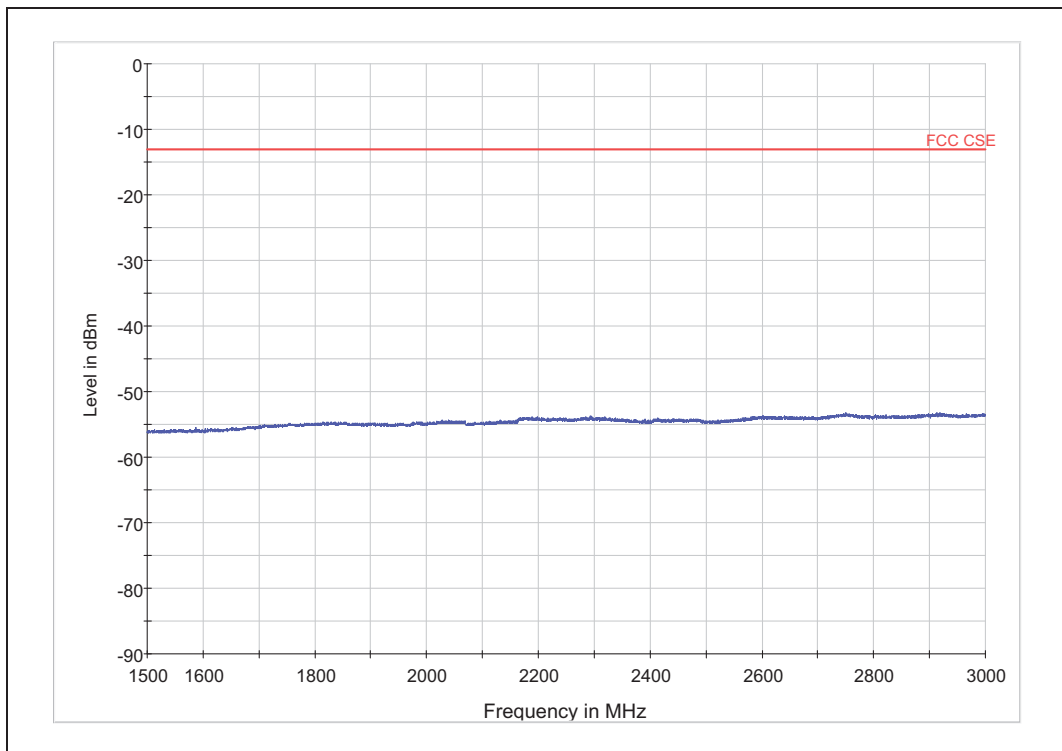
Report No.: RXC1402-0026RF03

Page 228 of 259

LTE Band 17 QPSK Bandwidth = 5MHz CH23755, RB 1

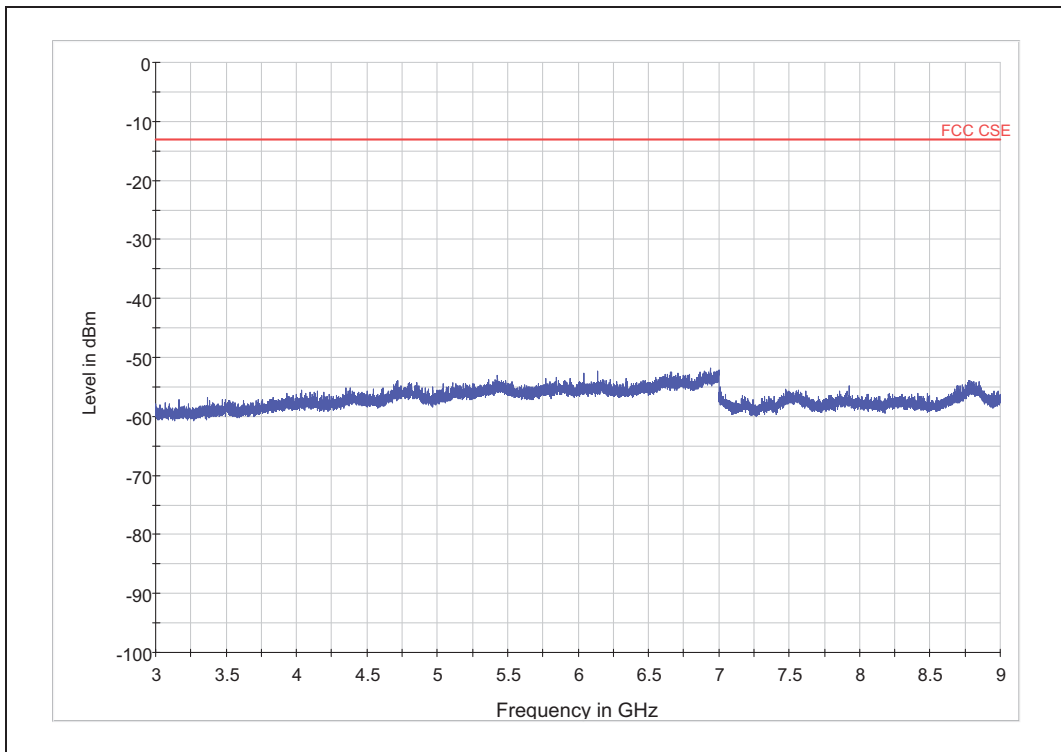


Note: The signal beyond the limit is carrier.
LTE Band 17 23755 Channel 30MHz~1.5GHz



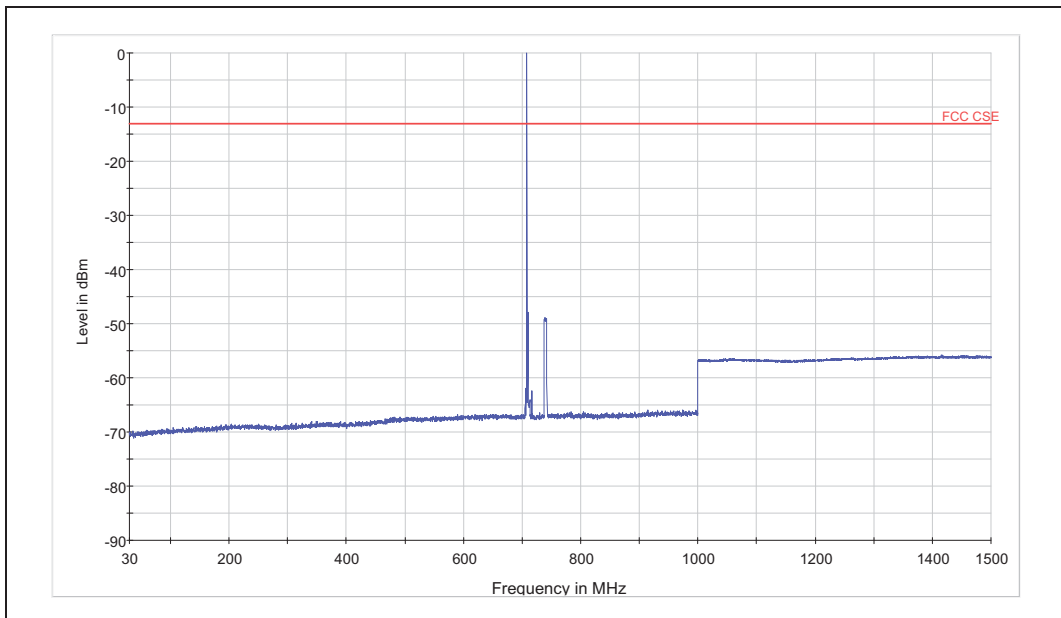
LTE Band 17 23755 Channel 1.5GHz~3GHz

TA Technology (Shanghai) Co., Ltd. Test Report



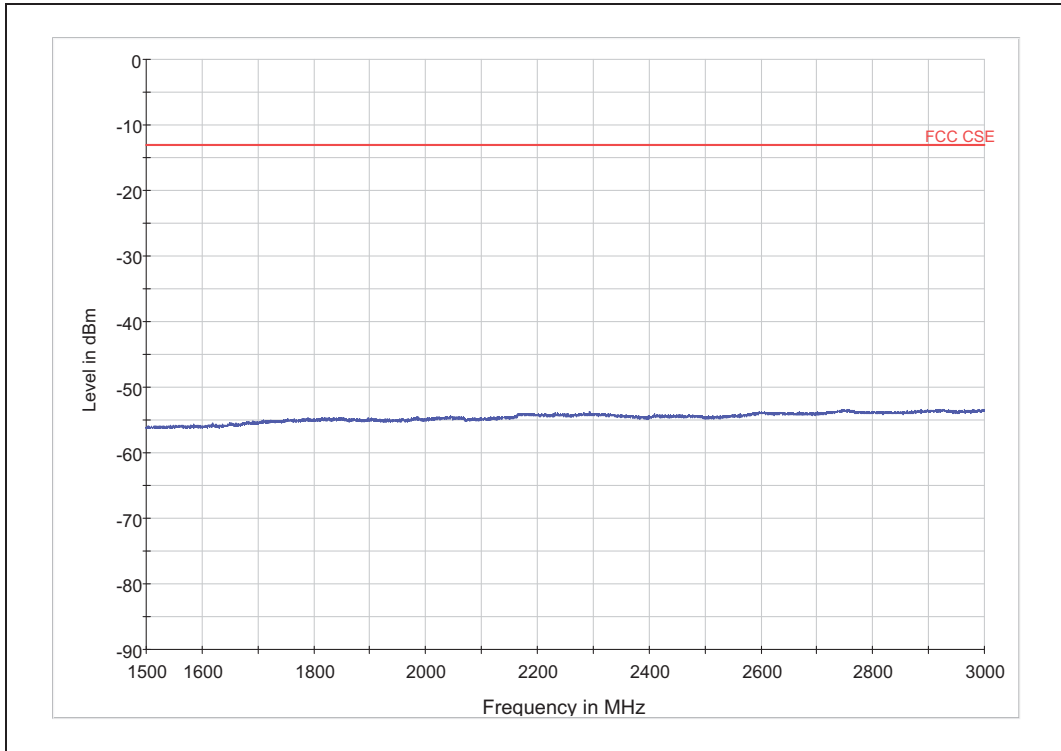
LTE Band 17 23755 Channel 3GHz~9GHz

LTE Band 17 QPSK Bandwidth = 5MHz CH23790, RB 1

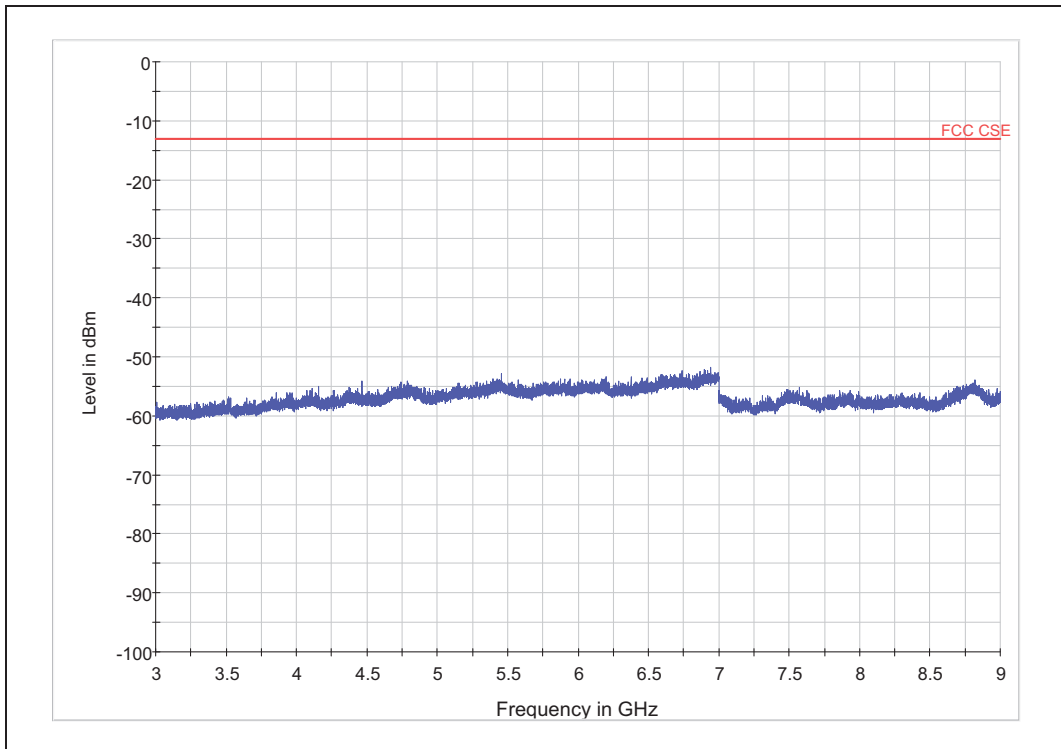


Note: The signal beyond the limit is carrier.
LTE Band 17 23790 Channel 30MHz~1.5GHz

TA Technology (Shanghai) Co., Ltd. Test Report



LTE Band 17 23790 Channel 1.5GHz~3GHz



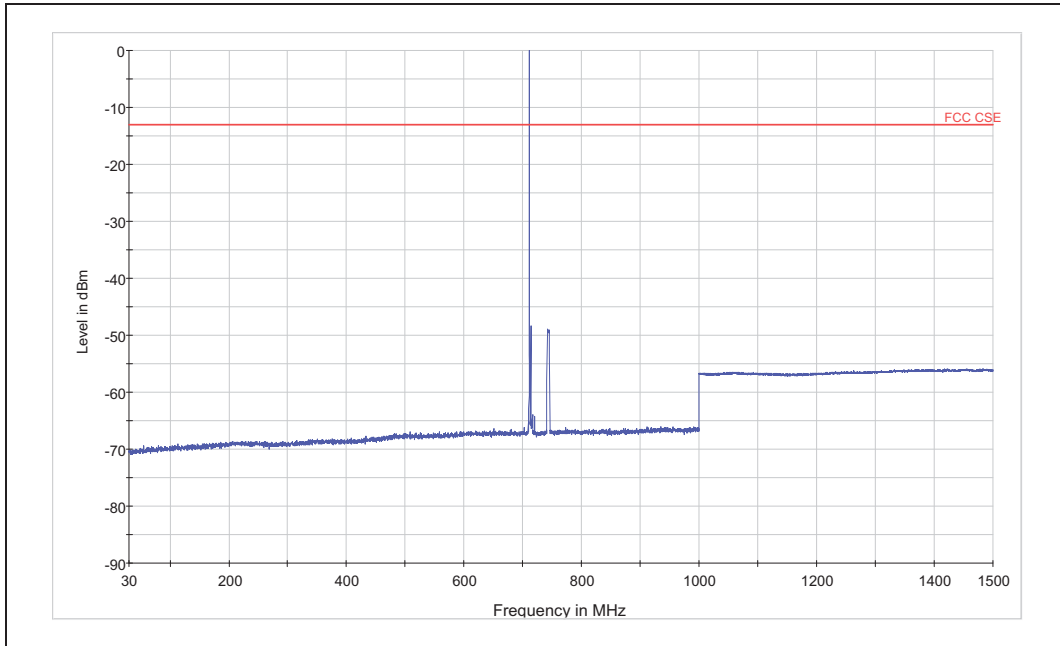
LTE Band 17 23790 Channel 3GHz~9GHz

TA Technology (Shanghai) Co., Ltd. Test Report

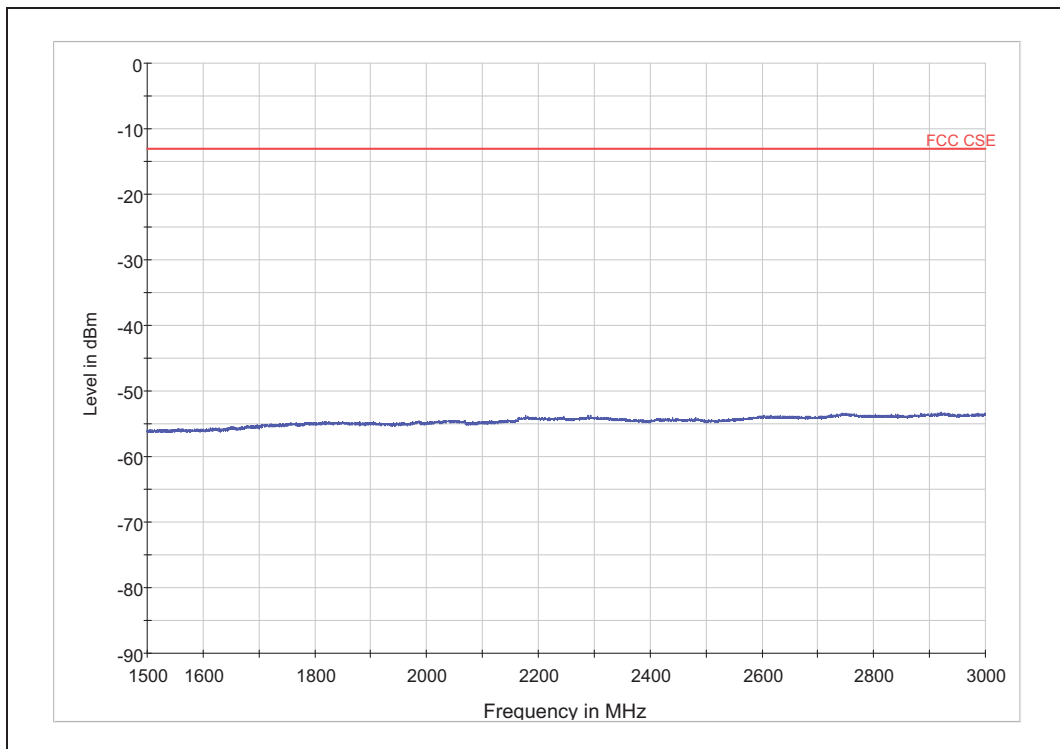
Report No.: RXC1402-0026RF03

Page 231 of 259

LTE Band 17 QPSK Bandwidth = 5MHz CH23825, RB 1

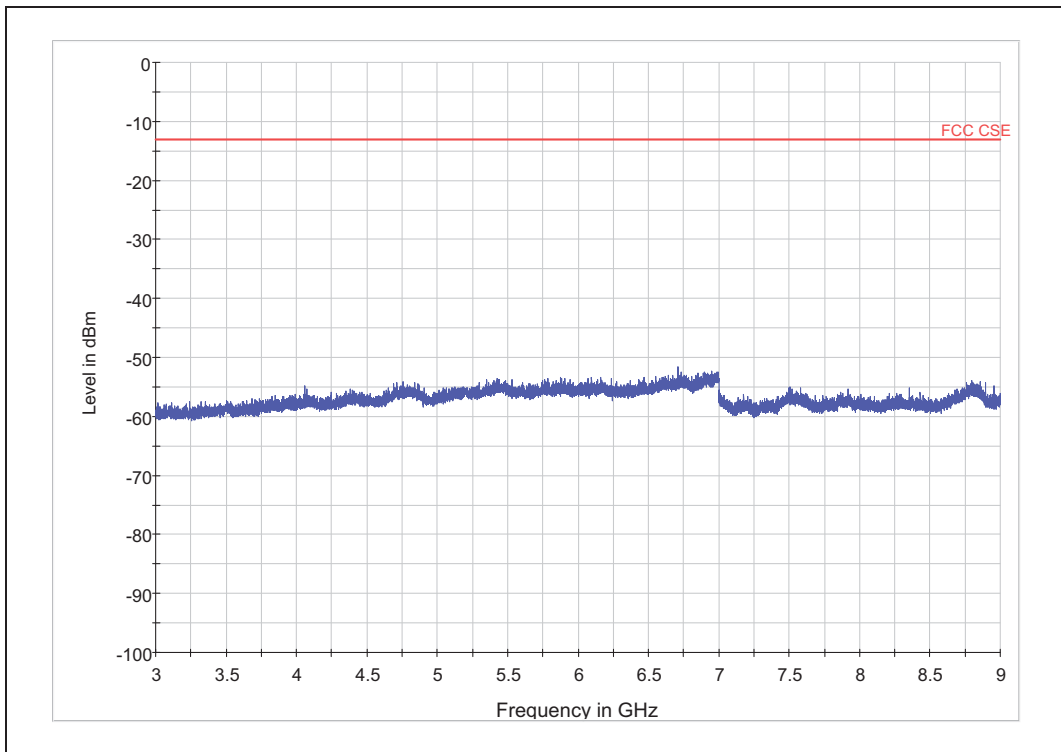


Note: The signal beyond the limit is carrier.
LTE Band 17 23825 Channel 30MHz~1.5GHz



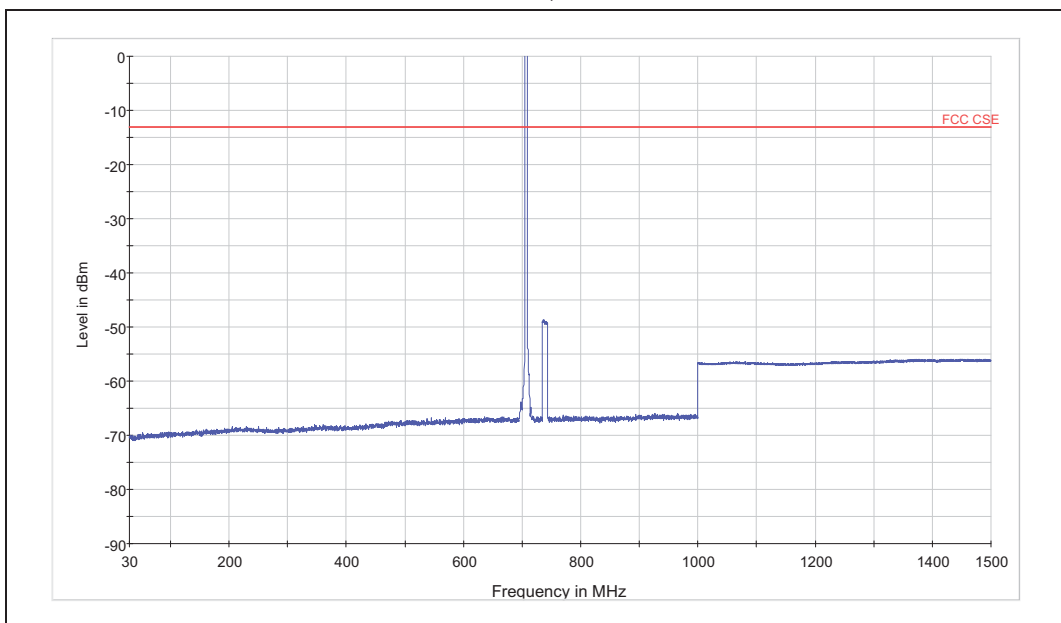
LTE Band 17 23825 Channel 1.5GHz~3GHz

TA Technology (Shanghai) Co., Ltd. Test Report



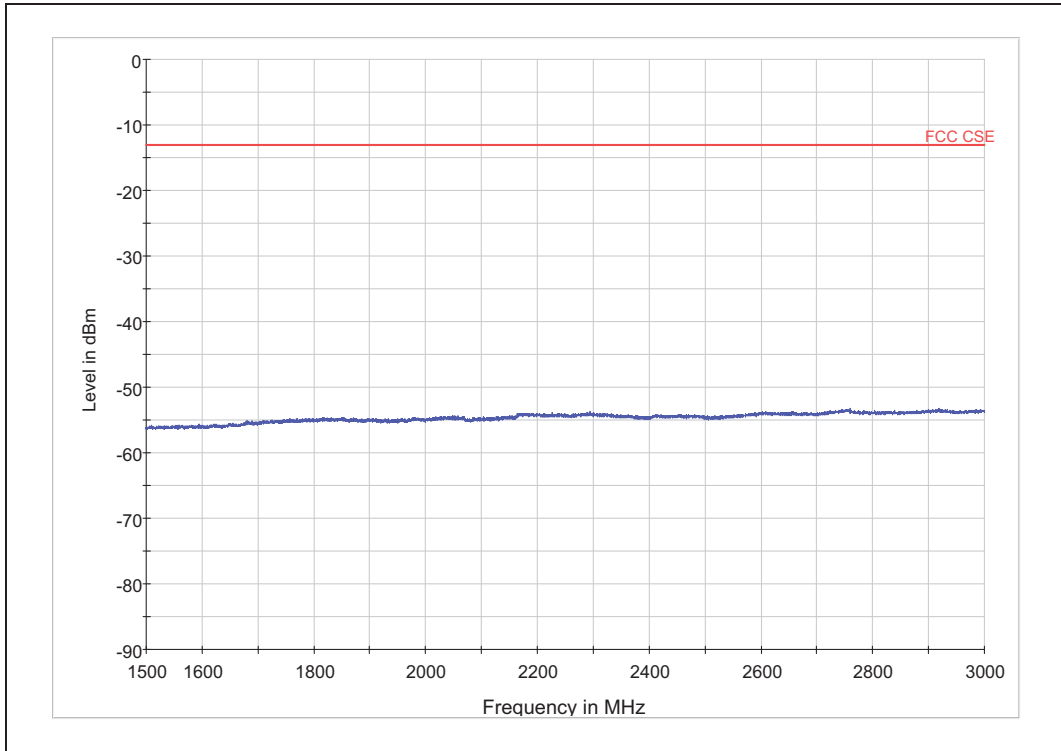
LTE Band 17 23825 Channel 3GHz~9GHz

LTE Band 17 QPSK Bandwidth = 10MHz CH23780, RB 1

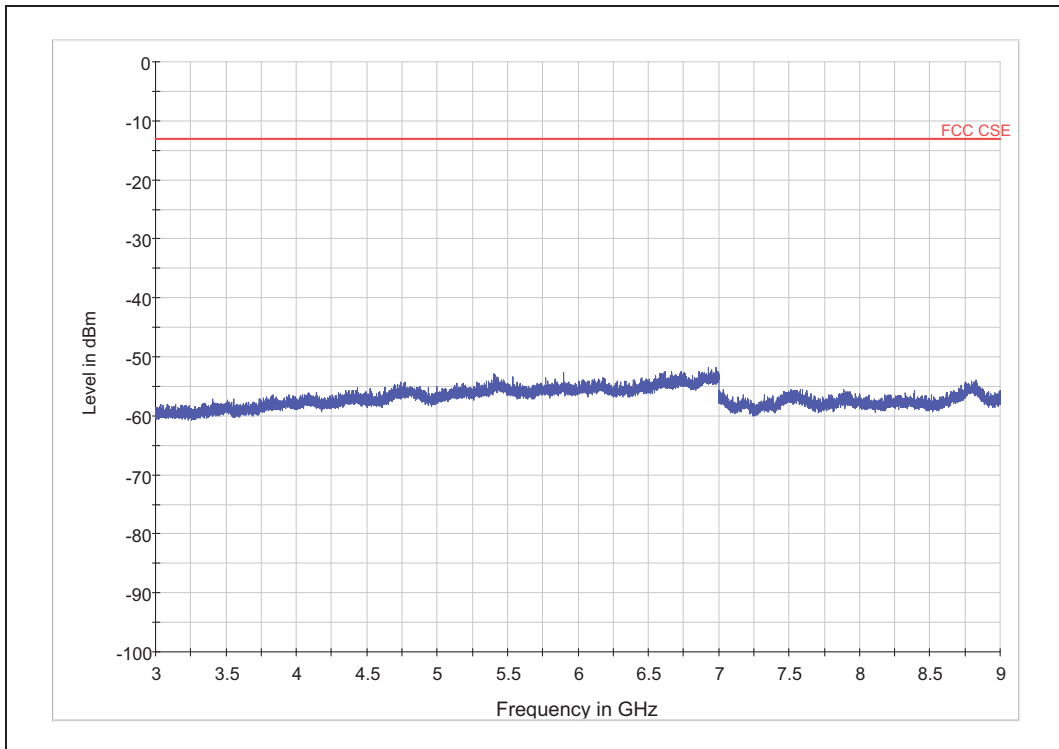


Note: The signal beyond the limit is carrier.
LTE Band 17 23825 Channel 30MHz~1.5GHz

TA Technology (Shanghai) Co., Ltd. Test Report



LTE Band 17 23825 Channel 1.5GHz~3GHz



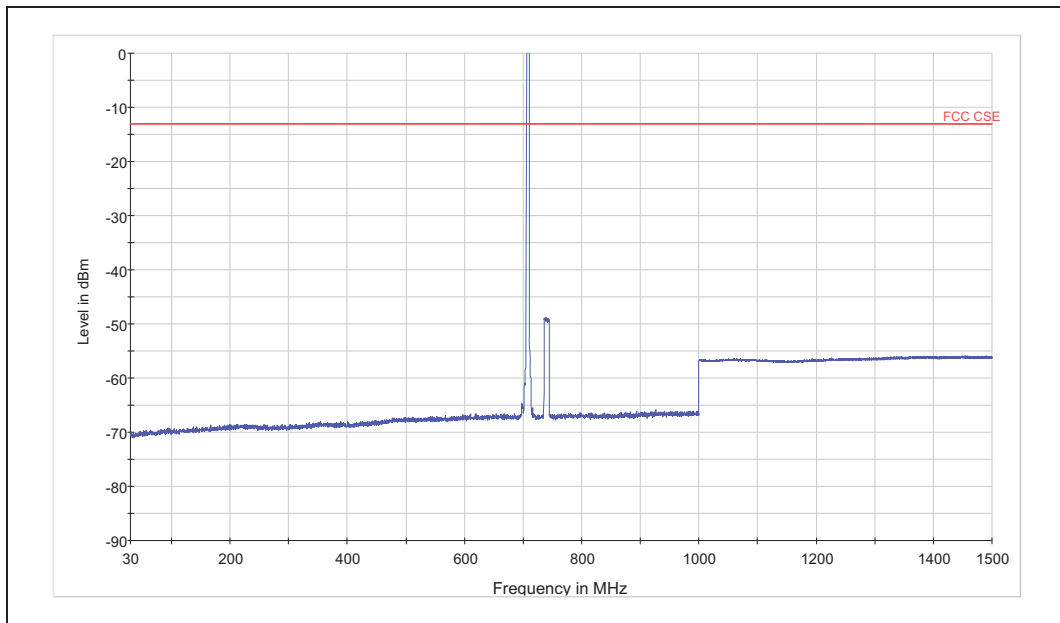
LTE Band 17 23825 Channel 3GHz~9GHz

TA Technology (Shanghai) Co., Ltd. Test Report

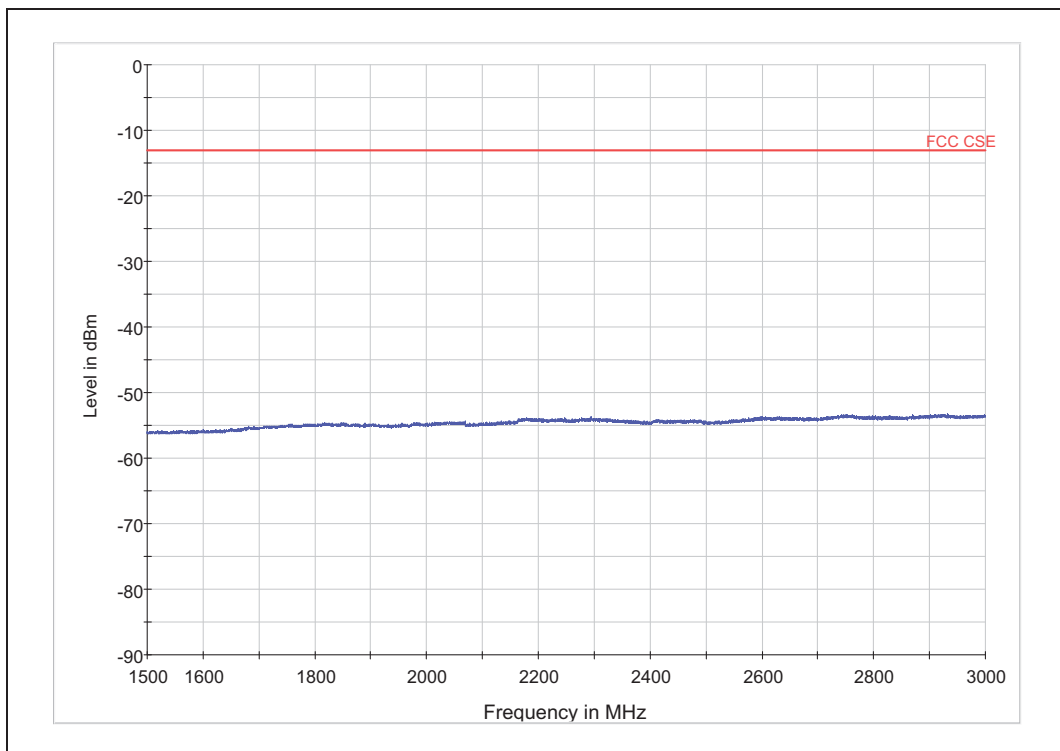
Report No.: RXC1402-0026RF03

Page 234 of 259

LTE Band 17 QPSK Bandwidth = 10MHz CH23790, RB 1



Note: The signal beyond the limit is carrier.
LTE Band 17 23790 Channel 30MHz~1.5GHz

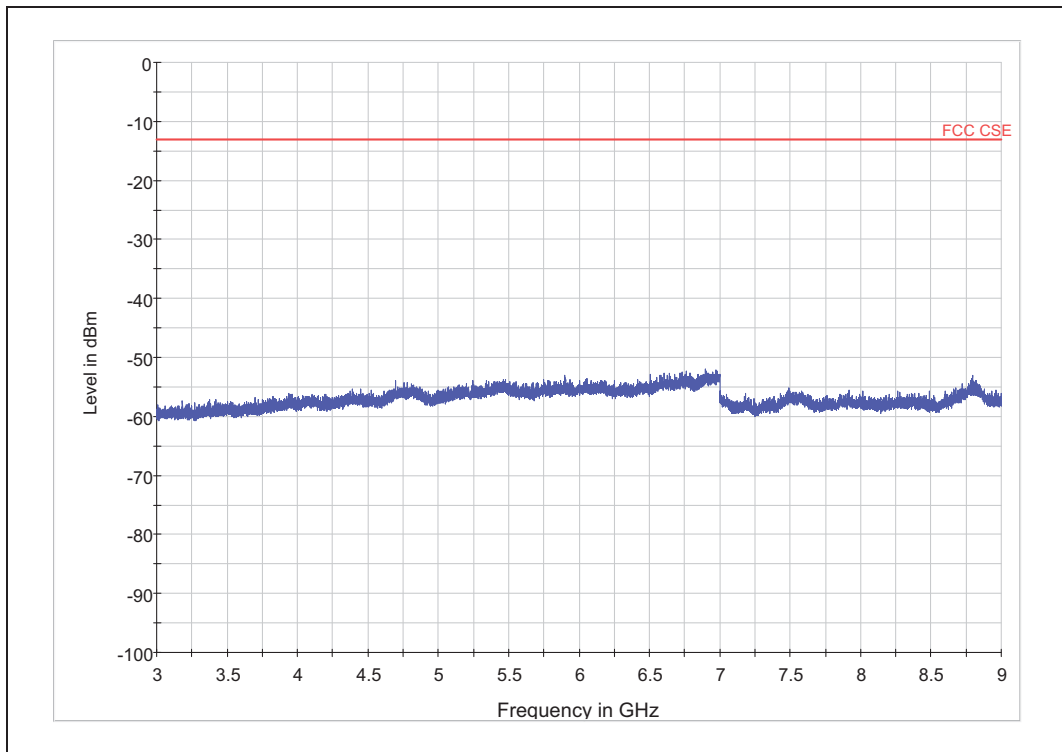


LTE Band 17 23790 Channel 1.5GHz~3GHz

TA Technology (Shanghai) Co., Ltd. Test Report

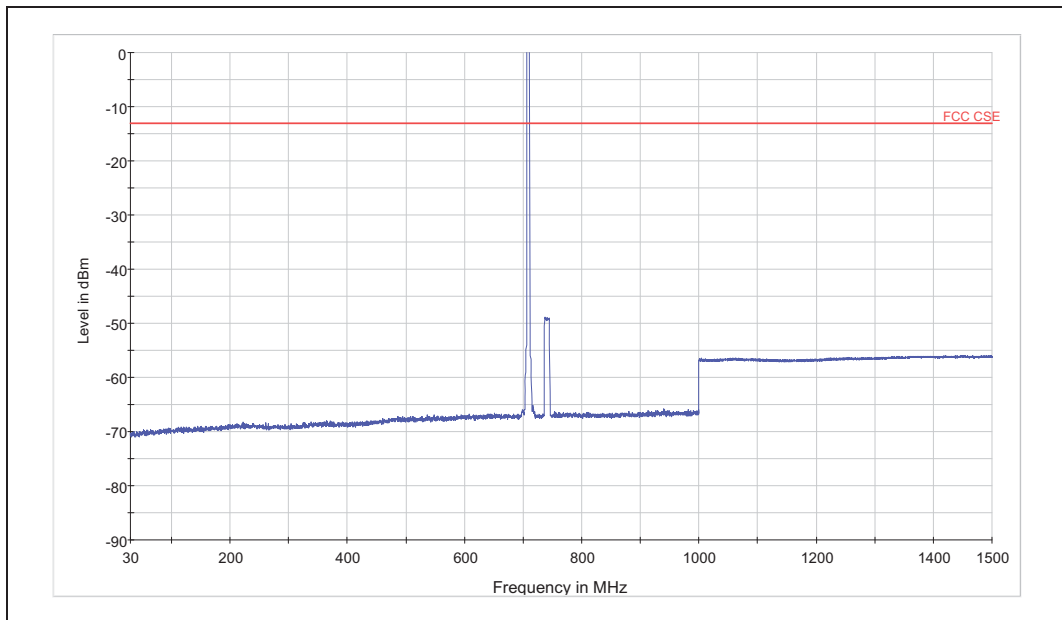
Report No.: RXC1402-0026RF03

Page 235 of 259



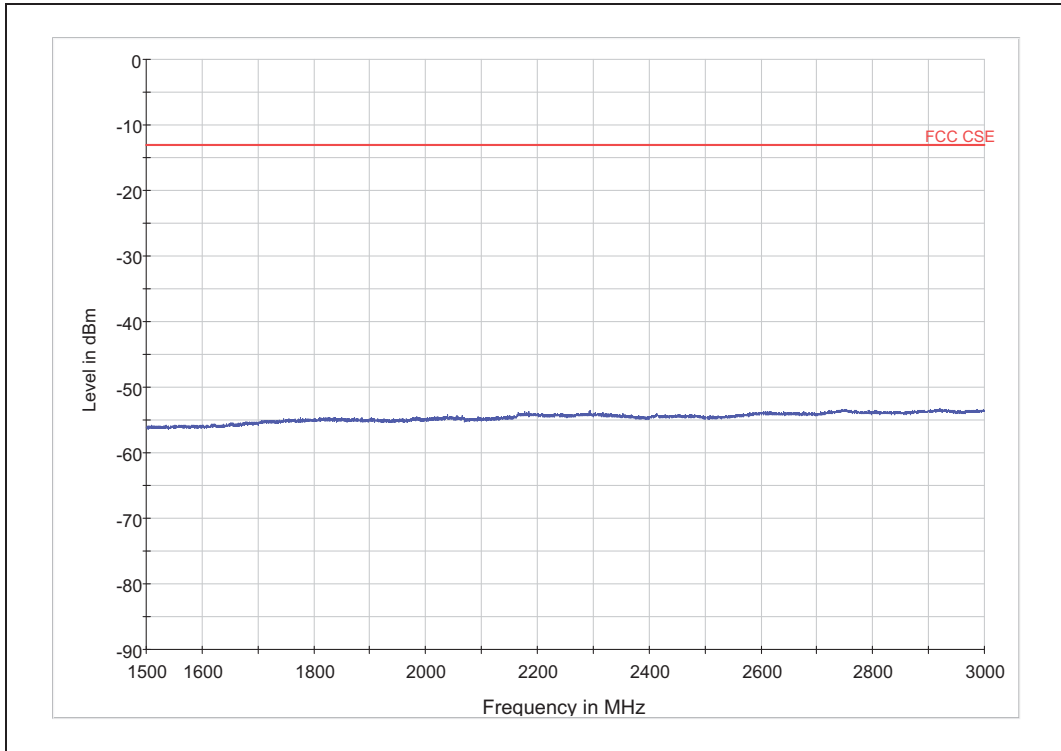
LTE Band 17 23790 Channel 3GHz~9GHz

LTE Band 17 QPSK Bandwidth = 10MHz CH23800, RB 1

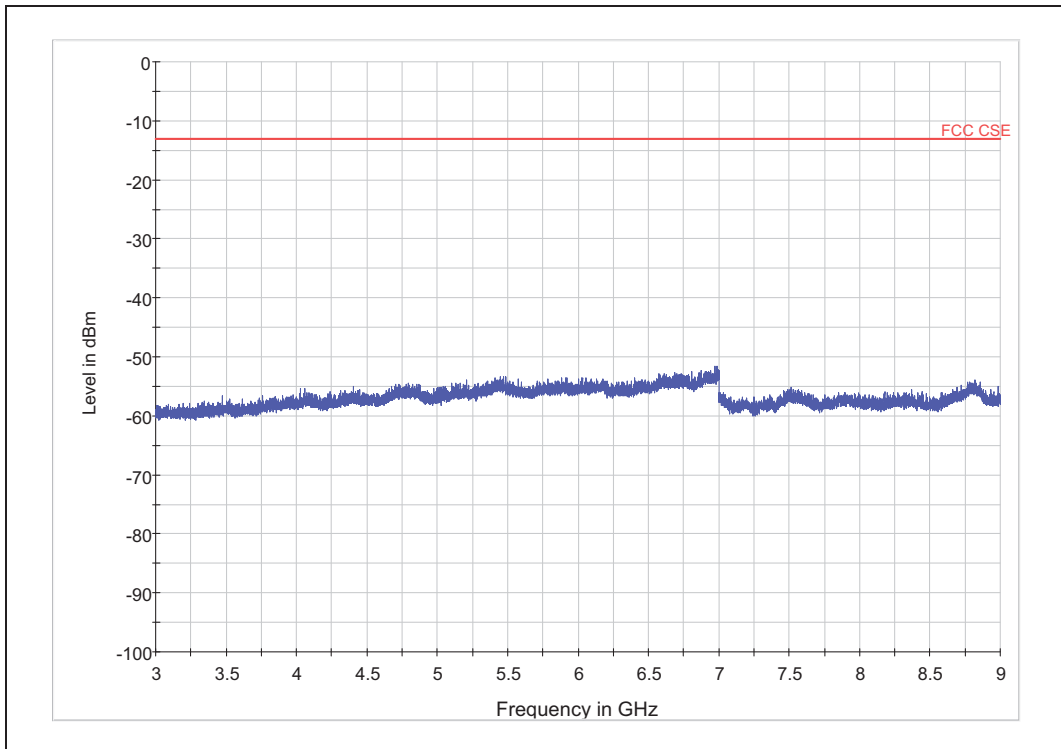


Note: The signal beyond the limit is carrier.
LTE Band 17 23800 Channel 30MHz~1.5GHz

TA Technology (Shanghai) Co., Ltd. Test Report



LTE Band 17 23800 Channel 1.5GHz~3GHz



LTE Band 17 23800 Channel 3GHz ~9GHz

2.8 Radiates Spurious Emission

Ambient condition

Temperature	Relative humidity	Pressure
23°C ~25°C	45%~50%	101.5kPa

Method of Measurement

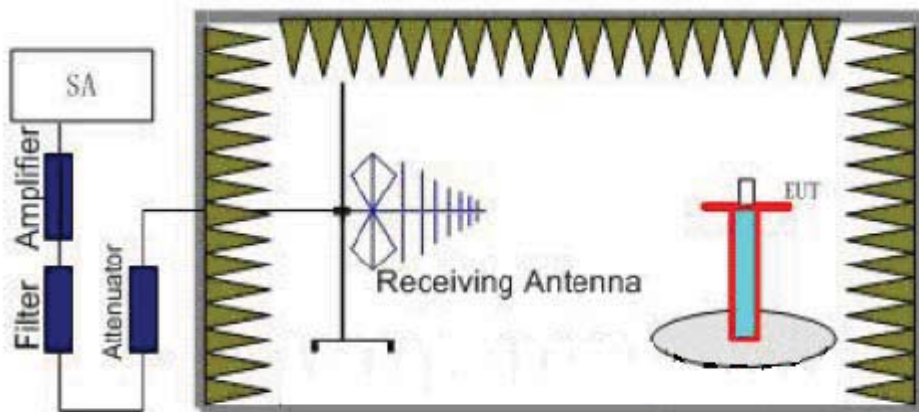
The measurements procedures in TIA -603C are used.

the spectrum is investigated from 9 kHz, up to the tenth harmonic of the highest fundamental frequency or to 40 GHz, whichever is lower. The emissions less than 20 dB below the permissible value are reported.

The procedure of Radiates Spurious Emission is as follows:

Step 1:

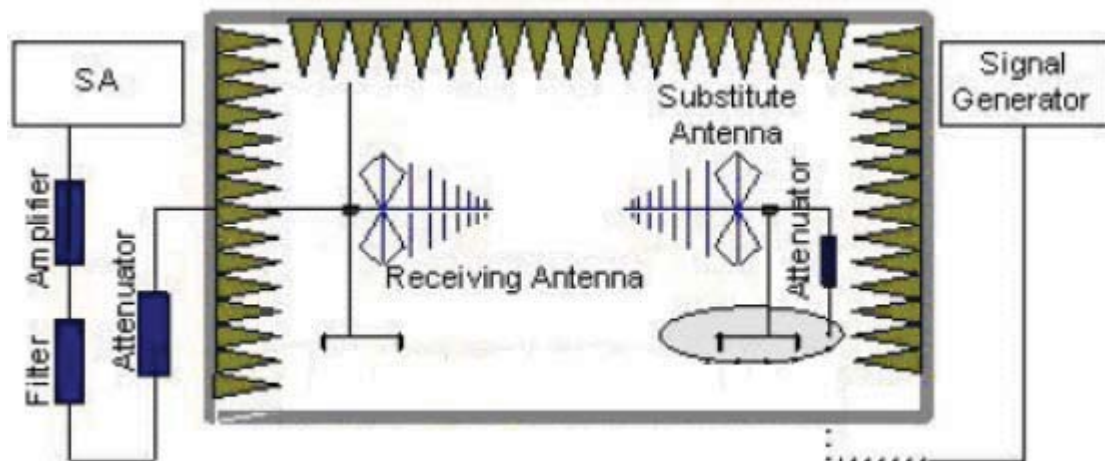
The measurement is carried out in the semi-anechoic chamber. EUT was placed on a 1.5 meters high non-conductive table at a 3 meters test distance from the test receive antenna. A receiving antenna was placed on the antenna mast 3 meters from the EUT. A radio link shall be established between EUT and Tester. The output power of the cell signal of the tester will be decreased until the output power of the EUT reach a maximum value. A peak detector is used while RBW and VBW are both set to 3MHz. During the measurement, the highest emission was recorded from analyzer power level (LVL) from the 360 degrees rotation of the turntable and the test antenna moved up and down over a range from 1 to 4 meters in both horizontally and vertically polarized orientations. The test setup refers to figure below.



Step 2:

A dipole antenna shall be substituted in place of the EUT. The antenna will be driven by a signal generator with a adjustable S.G. applied through a Tx cable. Adjust the level of the signal generator output until the value of the receiver reach the previously recorded analyzer power level (LVL). Then The E.R.P. /E.I.R.P. of the EUT can be calculated through the level of the signal generator, Tx cable loss and the gain of the substitution antenna. The test setup refers to figure below.

TA Technology (Shanghai) Co., Ltd. Test Report



$$\text{E.R.P (peak power)} = \text{S.G.} - \text{Tx Cable loss} + \text{Substitution antenna gain} - 2.15.$$

$$\text{EIRP} = \text{E.R.P} + 2.15$$

The field strength of spurious emission was measured in the following position: EUT stand-up position (Z axis), lie-down position (X, Y axis). The worst emission was found in stand-up position (Z axis) and the antenna is vertical.

We tested all modes for LTE Band 4/7/17. The worst emission was recorded in the report.

Limits

Rule Part 27.53(h) specifies that “the power of any emission outside a licensee's frequency block shall be attenuated below the transmitter power (P) by at least $43 + 10 \log_{10}(P)$ dB.”

Limit	-13 dBm
-------	---------

Measurement Uncertainty

The assessed measurement uncertainty to ensure 95% confidence level for the normal distribution is with the coverage factor $k = \pm 1.96$, $U = \pm 3.55$ dB.

TA Technology (Shanghai) Co., Ltd.

Test Report

Report No.: RXC1402-0026RF03

Page 239 of 259

Test Result

LTE Band 4 QPSK Bandwidth =1.4MHz CH19957, RB 1

Harmonic	TX ch.26055 Frequency (MHz)	SG (dBm)	Cable Loss (dB)	Gain (dBi)	ERP Level (dBm)	Limit (dBm)	Margin (dB)	Azimuth (deg)
2	3421.4	-68.24	2.00	9.15	-63.24	-13	50.24	180
3	5132.1	-66.75	2.50	11.35	-60.05	-13	47.05	0
4	6842.8	-65.65	4.20	12.05	-59.95	-13	46.95	180
5	8553.5	-64.39	5.20	12.85	-58.89	-13	45.89	90
6	10264.2	-65.71	5.50	14.23	-59.13	-13	46.13	0
7	11974.9	-62.36	5.70	14.15	-56.06	-13	43.06	270
8	13685.6	-60.11	6.30	12.76	-55.80	-13	42.80	180
9	15396.3	-60.28	6.80	13.05	-56.18	-13	43.18	0
10	17107.0	-59.45	6.90	11.84	-56.66	-13	43.66	180

Note: 1.The other Spurious RF Radiated emissions level is no more than noise floor.

2.The worst emission was found in the antenna is vertical position.

LTE Band 4 QPSK Bandwidth =1.4MHz CH20175, RB 1

Harmonic	TX ch.26055 Frequency (MHz)	SG (dBm)	Cable Loss (dB)	Gain (dBi)	ERP Level (dBm)	Limit (dBm)	Margin (dB)	Azimuth (deg)
2	3465.0	-68.24	2.00	9.15	-63.24	-13	50.24	180
3	5197.5	-66.75	2.50	11.35	-60.05	-13	47.05	0
4	6930.0	-65.65	4.20	12.05	-59.95	-13	46.95	180
5	8662.5	-64.39	5.20	12.85	-58.89	-13	45.89	90
6	10395.0	-65.71	5.50	14.23	-59.13	-13	46.13	0
7	12127.5	-62.36	5.70	14.15	-56.06	-13	43.06	270
8	13860.0	-60.11	6.30	12.76	-55.80	-13	42.80	180
9	15592.5	-60.28	6.80	13.05	-56.18	-13	43.18	0
10	17325.0	-59.45	6.90	11.84	-56.66	-13	43.66	180

Note: 1.The other Spurious RF Radiated emissions level is no more than noise floor.

2.The worst emission was found in the antenna is vertical position.

TA Technology (Shanghai) Co., Ltd.

Test Report

Report No.: RXC1402-0026RF03

Page 240 of 259

LTE Band 4 QPSK Bandwidth =1.4MHz CH20393, RB 1

Harmonic	TX ch.26055 Frequency (MHz)	SG (dBm)	Cable Loss (dB)	Gain (dBi)	ERP Level (dBm)	Limit (dBm)	Margin (dB)	Azimuth (deg)
2	3508.6	-68.24	2.00	9.15	-63.24	-13	50.24	180
3	5262.9	-66.75	2.50	11.35	-60.05	-13	47.05	0
4	7017.2	-65.65	4.20	12.05	-59.95	-13	46.95	180
5	8771.5	-64.39	5.20	12.85	-58.89	-13	45.89	90
6	10525.8	-65.71	5.50	14.23	-59.13	-13	46.13	0
7	12280.1	-62.36	5.70	14.15	-56.06	-13	43.06	270
8	14034.4	-60.11	6.30	12.76	-55.80	-13	42.80	180
9	15788.7	-60.28	6.80	13.05	-56.18	-13	43.18	0
10	17543.0	-59.45	6.90	11.84	-56.66	-13	43.66	180

Note: 1.The other Spurious RF Radiated emissions level is no more than noise floor.

2.The worst emission was found in the antenna is vertical position.

LTE Band 4 QPSK Bandwidth =3MHz CH19965, RB 1

Harmonic	TX ch.26055 Frequency (MHz)	SG (dBm)	Cable Loss (dB)	Gain (dBi)	ERP Level (dBm)	Limit (dBm)	Margin (dB)	Azimuth (deg)
2	3423.0	-68.24	2.00	9.15	-63.24	-13	50.24	180
3	5134.5	-66.75	2.50	11.35	-60.05	-13	47.05	0
4	6846.0	-65.65	4.20	12.05	-59.95	-13	46.95	180
5	8557.5	-64.39	5.20	12.85	-58.89	-13	45.89	90
6	10269.0	-65.71	5.50	14.23	-59.13	-13	46.13	0
7	11980.5	-62.36	5.70	14.15	-56.06	-13	43.06	270
8	13692.0	-60.11	6.30	12.76	-55.80	-13	42.80	180
9	15403.5	-60.28	6.80	13.05	-56.18	-13	43.18	0
10	17115.0	-59.45	6.90	11.84	-56.66	-13	43.66	180

Note: 1.The other Spurious RF Radiated emissions level is no more than noise floor.

2.The worst emission was found in the antenna is vertical position.

TA Technology (Shanghai) Co., Ltd.

Test Report

Report No.: RXC1402-0026RF03

Page 241 of 259

LTE Band 4 QPSK Bandwidth =3MHz CH20175, RB 1

Harmonic	TX ch.26055 Frequency (MHz)	SG (dBm)	Cable Loss (dB)	Gain (dBi)	ERP Level (dBm)	Limit (dBm)	Margin (dB)	Azimuth (deg)
2	3465.0	-68.24	2.00	9.15	-63.24	-13	50.24	180
3	5197.5	-66.75	2.50	11.35	-60.05	-13	47.05	0
4	6930.0	-65.65	4.20	12.05	-59.95	-13	46.95	180
5	8662.5	-64.39	5.20	12.85	-58.89	-13	45.89	90
6	10395.0	-65.71	5.50	14.23	-59.13	-13	46.13	0
7	12127.5	-62.36	5.70	14.15	-56.06	-13	43.06	270
8	13860.0	-60.11	6.30	12.76	-55.80	-13	42.80	180
9	15592.5	-60.28	6.80	13.05	-56.18	-13	43.18	0
10	17325.0	-59.45	6.90	11.84	-56.66	-13	43.66	180

Note: 1.The other Spurious RF Radiated emissions level is no more than noise floor.

2.The worst emission was found in the antenna is vertical position.

LTE Band 4 QPSK Bandwidth =3MHz CH20385, RB 1

Harmonic	TX ch.26055 Frequency (MHz)	SG (dBm)	Cable Loss (dB)	Gain (dBi)	ERP Level (dBm)	Limit (dBm)	Margin (dB)	Azimuth (deg)
2	3507.0	-68.24	2.00	9.15	-63.24	-13	50.24	180
3	5260.5	-66.75	2.50	11.35	-60.05	-13	47.05	0
4	7014.0	-65.65	4.20	12.05	-59.95	-13	46.95	180
5	8767.5	-64.39	5.20	12.85	-58.89	-13	45.89	90
6	10521.0	-65.71	5.50	14.23	-59.13	-13	46.13	0
7	12274.5	-62.36	5.70	14.15	-56.06	-13	43.06	270
8	14028.0	-60.11	6.30	12.76	-55.80	-13	42.80	180
9	15781.5	-60.28	6.80	13.05	-56.18	-13	43.18	0
10	17535.0	-59.45	6.90	11.84	-56.66	-13	43.66	180

Note: 1.The other Spurious RF Radiated emissions level is no more than noise floor.

2.The worst emission was found in the antenna is vertical position.

TA Technology (Shanghai) Co., Ltd.

Test Report

Report No.: RXC1402-0026RF03

Page 242 of 259

LTE Band 4 QPSK Bandwidth =5MHz CH19975, RB 1

Harmonic	TX ch.26055 Frequency (MHz)	SG (dBm)	Cable Loss (dB)	Gain (dBi)	ERP Level (dBm)	Limit (dBm)	Margin (dB)	Azimuth (deg)
2	3425.0	-68.24	2.00	9.15	-63.24	-13	50.24	180
3	5137.5	-66.75	2.50	11.35	-60.05	-13	47.05	0
4	6850.0	-65.65	4.20	12.05	-59.95	-13	46.95	180
5	8562.5	-64.39	5.20	12.85	-58.89	-13	45.89	90
6	10275.0	-65.71	5.50	14.23	-59.13	-13	46.13	0
7	11987.5	-62.36	5.70	14.15	-56.06	-13	43.06	270
8	13700.0	-60.11	6.30	12.76	-55.80	-13	42.80	180
9	15412.5	-60.28	6.80	13.05	-56.18	-13	43.18	0
10	17125.0	-59.45	6.90	11.84	-56.66	-13	43.66	180

Note: 1.The other Spurious RF Radiated emissions level is no more than noise floor.

2.The worst emission was found in the antenna is vertical position.

LTE Band 4 QPSK Bandwidth =5MHz CH20175, RB 1

Harmonic	TX ch.26055 Frequency (MHz)	SG (dBm)	Cable Loss (dB)	Gain (dBi)	ERP Level (dBm)	Limit (dBm)	Margin (dB)	Azimuth (deg)
2	3465.0	-68.24	2.00	9.15	-63.24	-13	50.24	180
3	5197.5	-66.75	2.50	11.35	-60.05	-13	47.05	0
4	6930.0	-65.65	4.20	12.05	-59.95	-13	46.95	180
5	8662.5	-64.39	5.20	12.85	-58.89	-13	45.89	90
6	10395.0	-65.71	5.50	14.23	-59.13	-13	46.13	0
7	12127.5	-62.36	5.70	14.15	-56.06	-13	43.06	270
8	13860.0	-60.11	6.30	12.76	-55.80	-13	42.80	180
9	15592.5	-60.28	6.80	13.05	-56.18	-13	43.18	0
10	17325.0	-59.45	6.90	11.84	-56.66	-13	43.66	180

Note: 1.The other Spurious RF Radiated emissions level is no more than noise floor.

2.The worst emission was found in the antenna is vertical position.

TA Technology (Shanghai) Co., Ltd.

Test Report

Report No.: RXC1402-0026RF03

Page 243 of 259

LTE Band 4 QPSK Bandwidth =5MHz CH20375, RB 1

Harmonic	TX ch.26055 Frequency (MHz)	SG (dBm)	Cable Loss (dB)	Gain (dBi)	ERP Level (dBm)	Limit (dBm)	Margin (dB)	Azimuth (deg)
2	3505.0	-68.24	2.00	9.15	-63.24	-13	50.24	180
3	5257.5	-66.75	2.50	11.35	-60.05	-13	47.05	0
4	7010.0	-65.65	4.20	12.05	-59.95	-13	46.95	180
5	8762.5	-64.39	5.20	12.85	-58.89	-13	45.89	90
6	10515.0	-65.71	5.50	14.23	-59.13	-13	46.13	0
7	12267.5	-62.36	5.70	14.15	-56.06	-13	43.06	270
8	14020.0	-60.11	6.30	12.76	-55.80	-13	42.80	180
9	15772.5	-60.28	6.80	13.05	-56.18	-13	43.18	0
10	17525.0	-59.45	6.90	11.84	-56.66	-13	43.66	180

Note: 1.The other Spurious RF Radiated emissions level is no more than noise floor.

2.The worst emission was found in the antenna is vertical position.

LTE Band 4 QPSK Bandwidth =10MHz CH20000, RB 1

Harmonic	TX ch.26055 Frequency (MHz)	SG (dBm)	Cable Loss (dB)	Gain (dBi)	ERP Level (dBm)	Limit (dBm)	Margin (dB)	Azimuth (deg)
2	3430.0	-68.24	2.00	9.15	-63.24	-13	50.24	180
3	5145.0	-66.75	2.50	11.35	-60.05	-13	47.05	0
4	6860.0	-65.65	4.20	12.05	-59.95	-13	46.95	180
5	8575.0	-64.39	5.20	12.85	-58.89	-13	45.89	90
6	10290.0	-65.71	5.50	14.23	-59.13	-13	46.13	0
7	12005.0	-62.36	5.70	14.15	-56.06	-13	43.06	270
8	13720.0	-60.11	6.30	12.76	-55.80	-13	42.80	180
9	15435.0	-60.28	6.80	13.05	-56.18	-13	43.18	0
10	17150.0	-59.45	6.90	11.84	-56.66	-13	43.66	180

Note: 1.The other Spurious RF Radiated emissions level is no more than noise floor.

2.The worst emission was found in the antenna is vertical position.

TA Technology (Shanghai) Co., Ltd.

Test Report

Report No.: RXC1402-0026RF03

Page 244 of 259

LTE Band 4 QPSK Bandwidth =10MHz CH20175, RB 1

Harmonic	TX ch.26055 Frequency (MHz)	SG (dBm)	Cable Loss (dB)	Gain (dBi)	ERP Level (dBm)	Limit (dBm)	Margin (dB)	Azimuth (deg)
2	3465.0	-68.24	2.00	9.15	-63.24	-13	50.24	180
3	5197.5	-66.75	2.50	11.35	-60.05	-13	47.05	0
4	6930.0	-65.65	4.20	12.05	-59.95	-13	46.95	180
5	8662.5	-64.39	5.20	12.85	-58.89	-13	45.89	90
6	10395.0	-65.71	5.50	14.23	-59.13	-13	46.13	0
7	12127.5	-62.36	5.70	14.15	-56.06	-13	43.06	270
8	13860.0	-60.11	6.30	12.76	-55.80	-13	42.80	180
9	15592.5	-60.28	6.80	13.05	-56.18	-13	43.18	0
10	17325.0	-59.45	6.90	11.84	-56.66	-13	43.66	180

Note: 1.The other Spurious RF Radiated emissions level is no more than noise floor.

2.The worst emission was found in the antenna is vertical position.

LTE Band 4 QPSK Bandwidth =10MHz CH20350, RB 1

Harmonic	TX ch.26055 Frequency (MHz)	SG (dBm)	Cable Loss (dB)	Gain (dBi)	ERP Level (dBm)	Limit (dBm)	Margin (dB)	Azimuth (deg)
2	3500.0	-68.24	2.00	9.15	-63.24	-13	50.24	180
3	5250.0	-66.75	2.50	11.35	-60.05	-13	47.05	0
4	7000.0	-65.65	4.20	12.05	-59.95	-13	46.95	180
5	8750.0	-64.39	5.20	12.85	-58.89	-13	45.89	90
6	10500.0	-65.71	5.50	14.23	-59.13	-13	46.13	0
7	12250.0	-62.36	5.70	14.15	-56.06	-13	43.06	270
8	14000.0	-60.11	6.30	12.76	-55.80	-13	42.80	180
9	15750.0	-60.28	6.80	13.05	-56.18	-13	43.18	0
10	17500.0	-59.45	6.90	11.84	-56.66	-13	43.66	180

Note: 1.The other Spurious RF Radiated emissions level is no more than noise floor.

2.The worst emission was found in the antenna is vertical position.

TA Technology (Shanghai) Co., Ltd.

Test Report

Report No.: RXC1402-0026RF03

Page 245 of 259

LTE Band 4 QPSK Bandwidth =15MHz CH20025, RB 1

Harmonic	TX ch.26055 Frequency (MHz)	SG (dBm)	Cable Loss (dB)	Gain (dBi)	ERP Level (dBm)	Limit (dBm)	Margin (dB)	Azimuth (deg)
2	3435.0	-68.24	2.00	9.15	-63.24	-13	50.24	180
3	5152.5	-66.75	2.50	11.35	-60.05	-13	47.05	0
4	6870.0	-65.65	4.20	12.05	-59.95	-13	46.95	180
5	8587.5	-64.39	5.20	12.85	-58.89	-13	45.89	90
6	10305.0	-65.71	5.50	14.23	-59.13	-13	46.13	0
7	12022.5	-62.36	5.70	14.15	-56.06	-13	43.06	270
8	13740.0	-60.11	6.30	12.76	-55.80	-13	42.80	180
9	15457.5	-60.28	6.80	13.05	-56.18	-13	43.18	0
10	17175.0	-59.45	6.90	11.84	-56.66	-13	43.66	180

Note: 1.The other Spurious RF Radiated emissions level is no more than noise floor.

2.The worst emission was found in the antenna is vertical position.

LTE Band 4 QPSK Bandwidth =15MHz CH20175, RB 1

Harmonic	TX ch.26055 Frequency (MHz)	SG (dBm)	Cable Loss (dB)	Gain (dBi)	ERP Level (dBm)	Limit (dBm)	Margin (dB)	Azimuth (deg)
2	3465.0	-68.24	2.00	9.15	-63.24	-13	50.24	180
3	5197.5	-66.75	2.50	11.35	-60.05	-13	47.05	0
4	6930.0	-65.65	4.20	12.05	-59.95	-13	46.95	180
5	8662.5	-64.39	5.20	12.85	-58.89	-13	45.89	90
6	10395.0	-65.71	5.50	14.23	-59.13	-13	46.13	0
7	12127.5	-62.36	5.70	14.15	-56.06	-13	43.06	270
8	13860.0	-60.11	6.30	12.76	-55.80	-13	42.80	180
9	15592.5	-60.28	6.80	13.05	-56.18	-13	43.18	0
10	17325.0	-59.45	6.90	11.84	-56.66	-13	43.66	180

Note: 1.The other Spurious RF Radiated emissions level is no more than noise floor.

2.The worst emission was found in the antenna is vertical position.

TA Technology (Shanghai) Co., Ltd.

Test Report

Report No.: RXC1402-0026RF03

Page 246 of 259

LTE Band 4 QPSK Bandwidth =15MHz CH20325, RB 1

Harmonic	TX ch.26055 Frequency (MHz)	SG (dBm)	Cable Loss (dB)	Gain (dBi)	ERP Level (dBm)	Limit (dBm)	Margin (dB)	Azimuth (deg)
2	3495.0	-68.24	2.00	9.15	-63.24	-13	50.24	180
3	5242.5	-66.75	2.50	11.35	-60.05	-13	47.05	0
4	6990.0	-65.65	4.20	12.05	-59.95	-13	46.95	180
5	8737.5	-64.39	5.20	12.85	-58.89	-13	45.89	90
6	10485.0	-65.71	5.50	14.23	-59.13	-13	46.13	0
7	12232.5	-62.36	5.70	14.15	-56.06	-13	43.06	270
8	13980.0	-60.11	6.30	12.76	-55.80	-13	42.80	180
9	15727.5	-60.28	6.80	13.05	-56.18	-13	43.18	0
10	17475.0	-59.45	6.90	11.84	-56.66	-13	43.66	180

Note: 1.The other Spurious RF Radiated emissions level is no more than noise floor.

2.The worst emission was found in the antenna is vertical position.

LTE Band 4 QPSK Bandwidth =20MHz CH20050, RB 1

Harmonic	TX ch.26055 Frequency (MHz)	SG (dBm)	Cable Loss (dB)	Gain (dBi)	ERP Level (dBm)	Limit (dBm)	Margin (dB)	Azimuth (deg)
2	3440.0	-68.24	2.00	9.15	-63.24	-13	50.24	180
3	5160.0	-66.75	2.50	11.35	-60.05	-13	47.05	0
4	6880.0	-65.65	4.20	12.05	-59.95	-13	46.95	180
5	8600.0	-64.39	5.20	12.85	-58.89	-13	45.89	90
6	10320.0	-65.71	5.50	14.23	-59.13	-13	46.13	0
7	12040.0	-62.36	5.70	14.15	-56.06	-13	43.06	270
8	13760.0	-60.11	6.30	12.76	-55.80	-13	42.80	180
9	15480.0	-60.28	6.80	13.05	-56.18	-13	43.18	0
10	17200.0	-59.45	6.90	11.84	-56.66	-13	43.66	180

Note: 1.The other Spurious RF Radiated emissions level is no more than noise floor.

2.The worst emission was found in the antenna is vertical position.

TA Technology (Shanghai) Co., Ltd.

Test Report

Report No.: RXC1402-0026RF03

Page 247 of 259

LTE Band 4 QPSK Bandwidth =20MHz CH20175, RB 1

Harmonic	TX ch.26055 Frequency (MHz)	SG (dBm)	Cable Loss (dB)	Gain (dBi)	ERP Level (dBm)	Limit (dBm)	Margin (dB)	Azimuth (deg)
2	3465.0	-68.24	2.00	9.15	-63.24	-13	50.24	180
3	5197.5	-66.75	2.50	11.35	-60.05	-13	47.05	0
4	6930.0	-65.65	4.20	12.05	-59.95	-13	46.95	180
5	8662.5	-64.39	5.20	12.85	-58.89	-13	45.89	90
6	10395.0	-65.71	5.50	14.23	-59.13	-13	46.13	0
7	12127.5	-62.36	5.70	14.15	-56.06	-13	43.06	270
8	13860.0	-60.11	6.30	12.76	-55.80	-13	42.80	180
9	15592.5	-60.28	6.80	13.05	-56.18	-13	43.18	0
10	17325.0	-59.45	6.90	11.84	-56.66	-13	43.66	180

Note: 1.The other Spurious RF Radiated emissions level is no more than noise floor.

2.The worst emission was found in the antenna is vertical position.

LTE Band 4 QPSK Bandwidth =20MHz CH20300, RB 1

Harmonic	TX ch.26055 Frequency (MHz)	SG (dBm)	Cable Loss (dB)	Gain (dBi)	ERP Level (dBm)	Limit (dBm)	Margin (dB)	Azimuth (deg)
2	3490.0	-68.24	2.00	9.15	-63.24	-13	50.24	180
3	5235.0	-66.75	2.50	11.35	-60.05	-13	47.05	0
4	6980.0	-65.65	4.20	12.05	-59.95	-13	46.95	180
5	8725.0	-64.39	5.20	12.85	-58.89	-13	45.89	90
6	10470.0	-65.71	5.50	14.23	-59.13	-13	46.13	0
7	12215.0	-62.36	5.70	14.15	-56.06	-13	43.06	270
8	13960.0	-60.11	6.30	12.76	-55.80	-13	42.80	180
9	15705.0	-60.28	6.80	13.05	-56.18	-13	43.18	0
10	17450.0	-59.45	6.90	11.84	-56.66	-13	43.66	180

Note: 1.The other Spurious RF Radiated emissions level is no more than noise floor.

2.The worst emission was found in the antenna is vertical position.

TA Technology (Shanghai) Co., Ltd.

Test Report

Report No.: RXC1402-0026RF03

Page 248 of 259

LTE Band 7 QPSK Bandwidth =5MHz CH20775, RB 1

Harmonic	TX ch.26055 Frequency (MHz)	SG (dBm)	Cable Loss (dB)	Gain (dBi)	ERP Level (dBm)	Limit (dBm)	Margin (dB)	Azimuth (deg)
2	5005.0	-68.24	2.00	9.15	-63.24	-13	50.24	180
3	7507.5	-66.75	2.50	11.35	-60.05	-13	47.05	0
4	10010.0	-65.65	4.20	12.05	-59.95	-13	46.95	180
5	12512.5	-64.39	5.20	12.85	-58.89	-13	45.89	90
6	15015.0	-65.71	5.50	14.23	-59.13	-13	46.13	0
7	17517.5	-62.36	5.70	14.15	-56.06	-13	43.06	270
8	20020.0	-61.11	6.30	13.76	-55.80	-13	42.80	180
9	22522.5	-61.28	6.80	14.05	-56.18	-13	43.18	0
10	25025.0	-62.45	6.90	14.84	-56.66	-13	43.66	180

Note: 1.The other Spurious RF Radiated emissions level is no more than noise floor.

2.The worst emission was found in the antenna is vertical position.

LTE Band 7 QPSK Bandwidth =5MHz CH21100, RB 1

Harmonic	TX ch.26055 Frequency (MHz)	SG (dBm)	Cable Loss (dB)	Gain (dBi)	ERP Level (dBm)	Limit (dBm)	Margin (dB)	Azimuth (deg)
2	5070.0	-68.24	2.00	9.15	-63.24	-13	50.24	180
3	7605.0	-66.75	2.50	11.35	-60.05	-13	47.05	0
4	10140.0	-65.65	4.20	12.05	-59.95	-13	46.95	180
5	12675.0	-64.39	5.20	12.85	-58.89	-13	45.89	90
6	15210.0	-65.71	5.50	14.23	-59.13	-13	46.13	0
7	17745.0	-62.36	5.70	14.15	-56.06	-13	43.06	270
8	20280.0	-61.11	6.30	13.76	-55.80	-13	42.80	180
9	22815.0	-61.28	6.80	14.05	-56.18	-13	43.18	0
10	25350.0	-62.45	6.90	14.84	-56.66	-13	43.66	180

Note: 1.The other Spurious RF Radiated emissions level is no more than noise floor.

2.The worst emission was found in the antenna is vertical position.

TA Technology (Shanghai) Co., Ltd.

Test Report

Report No.: RXC1402-0026RF03

Page 249 of 259

LTE Band 7 QPSK Bandwidth =5MHz CH21425, RB 1

Harmonic	TX ch.26055 Frequency (MHz)	SG (dBm)	Cable Loss (dB)	Gain (dBi)	ERP Level (dBm)	Limit (dBm)	Margin (dB)	Azimuth (deg)
2	5135.0	-68.24	2.00	9.15	-63.24	-13	50.24	180
3	7702.5	-66.75	2.50	11.35	-60.05	-13	47.05	0
4	10270.0	-65.65	4.20	12.05	-59.95	-13	46.95	180
5	12837.5	-64.39	5.20	12.85	-58.89	-13	45.89	90
6	15405.0	-65.71	5.50	14.23	-59.13	-13	46.13	0
7	17972.5	-62.36	5.70	14.15	-56.06	-13	43.06	270
8	20540.0	-61.11	6.30	13.76	-55.80	-13	42.80	180
9	23107.5	-61.28	6.80	14.05	-56.18	-13	43.18	0
10	25675.0	-62.45	6.90	14.84	-56.66	-13	43.66	180

Note: 1.The other Spurious RF Radiated emissions level is no more than noise floor.

2.The worst emission was found in the antenna is vertical position.

LTE Band 7 QPSK Bandwidth =10MHz CH20800, RB 1

Harmonic	TX ch.26055 Frequency (MHz)	SG (dBm)	Cable Loss (dB)	Gain (dBi)	ERP Level (dBm)	Limit (dBm)	Margin (dB)	Azimuth (deg)
2	5010.0	-68.24	2.00	9.15	-63.24	-13	50.24	180
3	7515.0	-66.75	2.50	11.35	-60.05	-13	47.05	0
4	10020.0	-65.65	4.20	12.05	-59.95	-13	46.95	180
5	12525.0	-64.39	5.20	12.85	-58.89	-13	45.89	90
6	15030.0	-65.71	5.50	14.23	-59.13	-13	46.13	0
7	17535.0	-62.36	5.70	14.15	-56.06	-13	43.06	270
8	20040.0	-61.11	6.30	13.76	-55.80	-13	42.80	180
9	22545.0	-61.28	6.80	14.05	-56.18	-13	43.18	0
10	25050.0	-62.45	6.90	14.84	-56.66	-13	43.66	180

Note: 1.The other Spurious RF Radiated emissions level is no more than noise floor.

2.The worst emission was found in the antenna is vertical position.

TA Technology (Shanghai) Co., Ltd.

Test Report

Report No.: RXC1402-0026RF03

Page 250 of 259

LTE Band 7 QPSK Bandwidth =10MHz CH21100, RB 1

Harmonic	TX ch.26055 Frequency (MHz)	SG (dBm)	Cable Loss (dB)	Gain (dBi)	ERP Level (dBm)	Limit (dBm)	Margin (dB)	Azimuth (deg)
2	5070.0	-68.24	2.00	9.15	-63.24	-13	50.24	180
3	7605.0	-66.75	2.50	11.35	-60.05	-13	47.05	0
4	10140.0	-65.65	4.20	12.05	-59.95	-13	46.95	180
5	12675.0	-64.39	5.20	12.85	-58.89	-13	45.89	90
6	15210.0	-65.71	5.50	14.23	-59.13	-13	46.13	0
7	17745.0	-62.36	5.70	14.15	-56.06	-13	43.06	270
8	20280.0	-61.11	6.30	13.76	-55.80	-13	42.80	180
9	22815.0	-61.28	6.80	14.05	-56.18	-13	43.18	0
10	25350.0	-62.45	6.90	14.84	-56.66	-13	43.66	180

Note: 1.The other Spurious RF Radiated emissions level is no more than noise floor.

2.The worst emission was found in the antenna is vertical position.

LTE Band 7 QPSK Bandwidth =10MHz CH21400, RB 1

Harmonic	TX ch.26055 Frequency (MHz)	SG (dBm)	Cable Loss (dB)	Gain (dBi)	ERP Level (dBm)	Limit (dBm)	Margin (dB)	Azimuth (deg)
2	5130.0	-69.24	2.00	10.15	-63.24	-13	50.24	180
3	7695.0	-66.75	2.50	11.35	-60.05	-13	47.05	0
4	10260.0	-65.65	4.20	12.05	-59.95	-13	46.95	180
5	12825.0	-66.39	5.20	14.85	-58.89	-13	45.89	90
6	15390.0	-64.71	5.50	13.23	-59.13	-13	46.13	0
7	17955.0	-60.36	5.70	12.15	-56.06	-13	43.06	270
8	20520.0	-61.11	6.30	13.76	-55.80	-13	42.80	180
9	23085.0	-61.28	6.80	14.05	-56.18	-13	43.18	0
10	25650.0	-62.45	6.90	14.84	-56.66	-13	43.66	180

Note: 1.The other Spurious RF Radiated emissions level is no more than noise floor.

2.The worst emission was found in the antenna is vertical position.

TA Technology (Shanghai) Co., Ltd.

Test Report

Report No.: RXC1402-0026RF03

Page 251 of 259

LTE Band7 QPSK Bandwidth =15MHz CH20825, RB 1

Harmonic	TX ch.26055 Frequency (MHz)	SG (dBm)	Cable Loss (dB)	Gain (dBi)	ERP Level (dBm)	Limit (dBm)	Margin (dB)	Azimuth (deg)
2	5015.0	-69.24	2.00	10.15	-63.24	-13	50.24	180
3	7522.5	-66.75	2.50	11.35	-60.05	-13	47.05	0
4	10030.0	-65.65	4.20	12.05	-59.95	-13	46.95	180
5	12537.5	-66.39	5.20	14.85	-58.89	-13	45.89	90
6	15045.0	-64.71	5.50	13.23	-59.13	-13	46.13	0
7	17552.5	-60.36	5.70	12.15	-56.06	-13	43.06	270
8	20060.0	-61.11	6.30	13.76	-55.80	-13	42.80	180
9	22567.5	-61.28	6.80	14.05	-56.18	-13	43.18	0
10	25075.0	-62.45	6.90	14.84	-56.66	-13	43.66	180

Note: 1.The other Spurious RF Radiated emissions level is no more than noise floor.

2.The worst emission was found in the antenna is vertical position.

LTE Band 7 QPSK Bandwidth =15MHz CH21100, RB 1

Harmonic	TX ch.26055 Frequency (MHz)	SG (dBm)	Cable Loss (dB)	Gain (dBi)	ERP Level (dBm)	Limit (dBm)	Margin (dB)	Azimuth (deg)
2	5070.0	-69.24	2.00	10.15	-63.24	-13	50.24	180
3	7605.0	-66.75	2.50	11.35	-60.05	-13	47.05	0
4	10140.0	-65.65	4.20	12.05	-59.95	-13	46.95	180
5	12675.0	-66.39	5.20	14.85	-58.89	-13	45.89	90
6	15210.0	-64.71	5.50	13.23	-59.13	-13	46.13	0
7	17745.0	-60.36	5.70	12.15	-56.06	-13	43.06	270
8	20280.0	-61.11	6.30	13.76	-55.80	-13	42.80	180
9	22815.0	-61.28	6.80	14.05	-56.18	-13	43.18	0
10	25350.0	-62.45	6.90	14.84	-56.66	-13	43.66	180

Note: 1.The other Spurious RF Radiated emissions level is no more than noise floor.

2.The worst emission was found in the antenna is vertical position.

TA Technology (Shanghai) Co., Ltd.

Test Report

Report No.: RXC1402-0026RF03

Page 252 of 259

LTE Band 7 QPSK Bandwidth =15MHz CH21375, RB 1

Harmonic	TX ch.26055 Frequency (MHz)	SG (dBm)	Cable Loss (dB)	Gain (dBi)	ERP Level (dBm)	Limit (dBm)	Margin (dB)	Azimuth (deg)
2	5125.0	-69.24	2.00	10.15	-63.24	-13	50.24	180
3	7687.5	-66.75	2.50	11.35	-60.05	-13	47.05	0
4	10250.0	-65.65	4.20	12.05	-59.95	-13	46.95	180
5	12812.5	-66.39	5.20	14.85	-58.89	-13	45.89	90
6	15375.0	-64.71	5.50	13.23	-59.13	-13	46.13	0
7	17937.5	-60.36	5.70	12.15	-56.06	-13	43.06	270
8	20500.0	-61.11	6.30	13.76	-55.80	-13	42.80	180
9	23062.5	-61.28	6.80	14.05	-56.18	-13	43.18	0
10	25625.0	-62.45	6.90	14.84	-56.66	-13	43.66	180

Note: 1.The other Spurious RF Radiated emissions level is no more than noise floor.

2.The worst emission was found in the antenna is vertical position.

LTE Band 7 QPSK Bandwidth =20MHz CH20850, RB 1

Harmonic	TX ch.26055 Frequency (MHz)	SG (dBm)	Cable Loss (dB)	Gain (dBi)	ERP Level (dBm)	Limit (dBm)	Margin (dB)	Azimuth (deg)
2	5020.0	-69.24	2.00	10.15	-63.24	-13	50.24	180
3	7530.0	-66.75	2.50	11.35	-60.05	-13	47.05	0
4	10040.0	-65.65	4.20	12.05	-59.95	-13	46.95	180
5	12550.0	-66.39	5.20	14.85	-58.89	-13	45.89	90
6	15060.0	-64.71	5.50	13.23	-59.13	-13	46.13	0
7	17570.0	-60.36	5.70	12.15	-56.06	-13	43.06	270
8	20080.0	-61.11	6.30	13.76	-55.80	-13	42.80	180
9	22590.0	-61.28	6.80	14.05	-56.18	-13	43.18	0
10	25100.0	-62.45	6.90	14.84	-56.66	-13	43.66	180

Note: 1.The other Spurious RF Radiated emissions level is no more than noise floor.

2.The worst emission was found in the antenna is vertical position.

TA Technology (Shanghai) Co., Ltd.

Test Report

Report No.: RXC1402-0026RF03

Page 253 of 259

LTE Band 7 QPSK Bandwidth =20MHz CH21100, RB 1

Harmonic	TX ch.26055 Frequency (MHz)	SG (dBm)	Cable Loss (dB)	Gain (dBi)	ERP Level (dBm)	Limit (dBm)	Margin (dB)	Azimuth (deg)
2	5070.0	-69.24	2.00	10.15	-63.24	-13	50.24	180
3	7605.0	-66.75	2.50	11.35	-60.05	-13	47.05	0
4	10140.0	-65.65	4.20	12.05	-59.95	-13	46.95	180
5	12675.0	-66.39	5.20	14.85	-58.89	-13	45.89	90
6	15210.0	-64.71	5.50	13.23	-59.13	-13	46.13	0
7	17745.0	-60.36	5.70	12.15	-56.06	-13	43.06	270
8	20280.0	-61.11	6.30	13.76	-55.80	-13	42.80	180
9	22815.0	-61.28	6.80	14.05	-56.18	-13	43.18	0
10	25350.0	-62.45	6.90	14.84	-56.66	-13	43.66	180

Note: 1.The other Spurious RF Radiated emissions level is no more than noise floor.

2.The worst emission was found in the antenna is vertical position.

LTE Band 7 QPSK Bandwidth =20MHz CH21350, RB 1

Harmonic	TX ch.26055 Frequency (MHz)	SG (dBm)	Cable Loss (dB)	Gain (dBi)	ERP Level (dBm)	Limit (dBm)	Margin (dB)	Azimuth (deg)
2	5120.0	-69.24	2.00	10.15	-63.24	-13	50.24	180
3	7680.0	-66.75	2.50	11.35	-60.05	-13	47.05	0
4	10240.0	-65.65	4.20	12.05	-59.95	-13	46.95	180
5	12800.0	-66.39	5.20	14.85	-58.89	-13	45.89	90
6	15360.0	-64.71	5.50	13.23	-59.13	-13	46.13	0
7	17920.0	-60.36	5.70	12.15	-56.06	-13	43.06	270
8	20480.0	-61.11	6.30	13.76	-55.80	-13	42.80	180
9	23040.0	-61.28	6.80	14.05	-56.18	-13	43.18	0
10	25600.0	-62.45	6.90	14.84	-56.66	-13	43.66	180

Note: 1.The other Spurious RF Radiated emissions level is no more than noise floor.

2.The worst emission was found in the antenna is vertical position.

TA Technology (Shanghai) Co., Ltd.

Test Report

Report No.: RXC1402-0026RF03

Page 254 of 259

LTE Band 17 QPSK Bandwidth =5MHz CH23755, RB 1

Harmonic	TX ch.1013 Frequency (MHz)	SG (dBm)	Cable Loss (dB)	Gain (dBi)	ERP Level (dBm)	Limit (dBm)	Margin (dB)	Azimuth (deg)
2	1413.0	-69.24	2.00	10.15	-63.24	-13	50.24	180
3	2119.5	-66.75	2.50	11.35	-60.05	-13	47.05	0
4	2826.0	-64.45	4.20	10.85	-59.95	-13	46.95	180
5	3532.5	-62.89	5.20	11.35	-58.89	-13	45.89	90
6	4239.0	-63.43	5.50	11.95	-59.13	-13	46.13	90
7	4945.5	-61.76	5.70	13.55	-56.06	-13	43.06	270
8	5652.0	-61.10	6.30	13.75	-55.80	-13	42.80	180
9	6358.5	-61.08	6.80	13.85	-56.18	-13	43.18	0
10	7065.0	-61.86	6.90	14.25	-56.66	-13	43.66	180

Note: 1.The other Spurious RF Radiated emissions level is no more than noise floor.

2.The worst emission was found in the antenna is vertical position.

LTE Band 17 QPSK Bandwidth =5MHz CH23790, RB 1

Harmonic	TX ch.384 Frequency (MHz)	SG (dBm)	Cable Loss (dB)	Gain (dBi)	ERP Level (dBm)	Limit (dBm)	Margin (dB)	Azimuth (deg)
2	1420.0	-66.58	2.00	10.75	-59.98	-13	46.98	180
3	2130.0	-62.78	2.51	11.05	-56.39	-13	43.39	0
4	2840.0	-64.61	4.20	11.15	-59.81	-13	46.81	180
5	3550.0	-62.67	5.20	11.15	-58.87	-13	45.87	90
6	4260.0	-61.23	5.50	11.95	-56.93	-13	43.93	90
7	4970.0	-62.70	5.70	13.55	-57.00	-13	44.00	270
8	5680.0	-61.77	6.30	13.75	-56.47	-13	43.47	180
9	6390.0	-60.26	6.80	13.85	-55.36	-13	42.36	0
10	7100.0	-61.88	6.90	14.25	-56.68	-13	43.68	180

Note: 1.The other Spurious RF Radiated emissions level is no more than noise floor.

2.The worst emission was found in the antenna is vertical position.

TA Technology (Shanghai) Co., Ltd.

Test Report

Report No.: RXC1402-0026RF03

Page 255 of 259

LTE Band 17 QPSK Bandwidth =5MHz CH23825, RB 1

Harmonic	TX ch.777 Frequency (MHz)	SG (dBm)	Cable Loss (dB)	Gain (dBi)	ERP Level (dBm)	Limit (dBm)	Margin (dB)	Azimuth (deg)
2	1427.0	-60.63	2.00	10.15	-54.63	-13	41.63	180
3	2140.5	-56.60	2.51	11.05	-50.21	-13	37.21	0
4	2854.0	-64.16	4.20	11.15	-59.36	-13	46.36	180
5	3567.5	-61.50	5.20	11.15	-57.70	-13	44.70	90
6	4281.0	-62.89	5.50	11.95	-58.59	-13	45.59	90
7	4994.5	-63.04	5.70	13.55	-57.34	-13	44.34	270
8	5708.0	-60.84	6.30	13.75	-55.54	-13	42.54	180
9	6421.5	-60.52	6.80	13.85	-55.62	-13	42.62	0
10	7135.0	-62.22	6.90	14.25	-57.02	-13	44.02	180

Note: 1.The other Spurious RF Radiated emissions level is no more than noise floor.

2.The worst emission was found in the antenna is vertical position.

LTE Band 17 QPSK Bandwidth =10MHz CH23780, RB 1

Harmonic	TX ch.1013 Frequency (MHz)	SG (dBm)	Cable Loss (dB)	Gain (dBi)	ERP Level (dBm)	Limit (dBm)	Margin (dB)	Azimuth (deg)
2	1418.0	-69.24	2.00	10.15	-63.24	-13	50.24	180
3	2127.0	-66.74	2.51	11.35	-60.05	-13	47.05	0
4	2836.0	-64.45	4.20	10.85	-59.95	-13	46.95	180
5	3545.0	-62.89	5.20	11.35	-58.89	-13	45.89	90
6	4254.0	-63.43	5.50	11.95	-59.13	-13	46.13	90
7	4963.0	-61.76	5.70	13.55	-56.06	-13	43.06	270
8	5672.0	-61.10	6.30	13.75	-55.80	-13	42.80	180
9	6381.0	-61.08	6.80	13.85	-56.18	-13	43.18	0
10	7090.0	-61.86	6.90	14.25	-56.66	-13	43.66	180

Note: 1.The other Spurious RF Radiated emissions level is no more than noise floor.

2.The worst emission was found in the antenna is vertical position.

TA Technology (Shanghai) Co., Ltd.

Test Report

Report No.: RXC1402-0026RF03

Page 256 of 259

LTE Band 17 QPSK Bandwidth =10MHz CH23790, RB 1

Harmonic	TX ch.384 Frequency (MHz)	SG (dBm)	Cable Loss (dB)	Gain (dBi)	ERP Level (dBm)	Limit (dBm)	Margin (dB)	Azimuth (deg)
2	1420.0	-66.58	2.00	10.75	-59.98	-13	46.98	180
3	2130.0	-62.78	2.51	11.05	-56.39	-13	43.39	0
4	2840.0	-64.61	4.20	11.15	-59.81	-13	46.81	180
5	3550.0	-62.67	5.20	11.15	-58.87	-13	45.87	90
6	4260.0	-61.23	5.50	11.95	-56.93	-13	43.93	90
7	4970.0	-62.70	5.70	13.55	-57.00	-13	44.00	270
8	5680.0	-61.77	6.30	13.75	-56.47	-13	43.47	180
9	6390.0	-60.26	6.80	13.85	-55.36	-13	42.36	0
10	7100.0	-61.88	6.90	14.25	-56.68	-13	43.68	180

Note: 1.The other Spurious RF Radiated emissions level is no more than noise floor.

2.The worst emission was found in the antenna is vertical position.

LTE Band 17 QPSK Bandwidth =10MHz CH23800, RB 1

Harmonic	TX ch.777 Frequency (MHz)	SG (dBm)	Cable Loss (dB)	Gain (dBi)	ERP Level (dBm)	Limit (dBm)	Margin (dB)	Azimuth (deg)
2	1422.0	-60.63	2.00	10.15	-54.63	-13	41.63	180
3	2133.0	-56.60	2.51	11.05	-50.21	-13	37.21	0
4	2844.0	-64.16	4.20	11.15	-59.36	-13	46.36	180
5	3555.0	-61.50	5.20	11.15	-57.70	-13	44.70	90
6	4266.0	-62.89	5.50	11.95	-58.59	-13	45.59	90
7	4977.0	-63.04	5.70	13.55	-57.34	-13	44.34	270
8	5688.0	-60.84	6.30	13.75	-55.54	-13	42.54	180
9	6399.0	-60.52	6.80	13.85	-55.62	-13	42.62	0
10	7110.0	-62.22	6.90	14.25	-57.02	-13	44.02	180

Note: 1.The other Spurious RF Radiated emissions level is no more than noise floor.

2.The worst emission was found in the antenna is vertical position.

TA Technology (Shanghai) Co., Ltd.
Test Report

Report No.: RXC1402-0026RF03

Page 257 of 259

3. Main Test Instruments

No.	Name	Type	Manufacturer	Serial Number	Calibration Date	Valid Period
01	Base Station Simulator	CMU200	R&S	118133	2013-06-29	One year
02	Power Splitter	SHX-GF2-2-13	Hua Xiang	10120101	NA	NA
03	Spectrum Analyzer	E4445A	Agilent	MY46181146	2013-06-29	One year
04	Wideband radio communication tester	CMW 500	R&S	113645	2013-08-29	One year
05	Signal Analyzer	FSV30	R&S	100815	2013-06-29	One year
06	Signal generator	SMB 100A	R&S	102594	2013-06-29	One year
07	EMI Test Receiver	ESCI	R&S	100948	2013-06-29	One year
08	Trilog Antenna	VUBL 9163	SCHWARZB ECK	9163-201	2013-06-29	Three years
09	Horn Antenna	HF907	R&S	100126	2012-07-01	Three years
10	Climatic Chamber	PT-30B	Re Ce	20101891	2013-09-09	Three years
11	Semi-Anechoic Chamber	9.6*6.7*6.6m	ETS-Lindgren	NA	NA	NA
12	EMI test software	ES-K1	R&S	NA	NA	NA

*****END OF REPORT BODY*****