


18 Appendix G – Test Setup Photos

18.1 Tablet Back Side Touch to the Flat Phantom Setup Photo




18.2 Tablet Bottom Side Touch to the Flat Phantom Setup Photo




18.3 Tablet Right Side Edge Touch to the Flat Phantom Setup Photo



18.4 Tablet Left Side Edge Touch to the Flat Phantom Setup Photo



18.5 Tablet Back Side to the Flat Phantom at 14 mm distance Setup Photo



18.6 Tablet Bottom Side to the Flat Phantom at 11 mm distance Setup Photo

