



Test setup photos – T44784-00-00KS

EBW and OBW



Maximum peak conducted output power




Power spectral density



Unwanted emissions, conducted




Band edge compliance



Unwanted emissions, radiated

Test setup 9 kHz – 30 MHz




Test setup 30 MHz – 1 GHz




Anechoic chamber


Test setup 1 GHz – 18 GHz



Test setup 18 GHz – 26 GHz




Correction for pulse operation (duty cycle)




Test setup photos – T44784-01-00KS


Maximum peak output power



Spurious emissions



Band edge compliance




Radiated emissions in restricted bands

Test setup 30 MHz – 1 GHz






Test setup 1 GHz – 18 GHz




Test setup 18 GHz – 26 GHz



Test setup photos – T44784-01-01KS

Radiated emissions 1 GHz to 25 GHz

Test setup 1 – 18 GHz



Test setup 18 – 25 GHz

