

SPECIFICATION

for

3DBglue stick900MHZ antenna

Customer No.

Product No.

YX-AP915-19513- **Large blade-inner spiral inner hole**

Author: XiaofengZeng Review: Wenshihao

Release Date: 2022.11.05

ShenZhen yixin Electronic Technology Co., Ltd

**1212, Block A, Huafeng Headquarters Economic Building, 288 Xixiang
Avenue, Xixiang Street, Bao'an District, Shenzhen**

E-mail: 1791995010@qq.com

Tel: 17898458992

Contents

SPECIFICATION	1
SHENZHEN YIXIN ELECTRONIC TECHNOLOGY CO., LTD	1
CONTENTS	2
1. BILATERAL CONFIRMATION PAGE	3
2. GENERAL	4
3. GENERAL PRODUCT SPECIFICATIONS	4
4. SPECIFICATION DETIALS	5
4.1 MECHANICAL PROPERTIES	5
4.2 ELECTRIC PERFORMANCE	7
5. PRODUCT PACKAGING	9
6. DOCUMENT RESUME	11

1. Bilateral Confirmation page

1.1 Customer signature

Customer: Woan Technology (Shenzhen) Co., Ltd

Seapartment/post	Sign	Date
Hardware Engineer/RD		
Mechanical/MD		
Project Manager/PM		
Commercial/Puchasing		
Checker		

1.2 Signature of ShuoDian Technology company

Seapartment/post	Sign	Date
Antenna Engineer/RD		
Mechanical/MD		
Project Manager/PM		
QA		
Checker		

2. General

2.1 Scope of application

GY-RX-915 antenna


2.2 Operating temperature range

Temperature range of this product: -20 ~ +65 °C

2.3 Storage temperature range:

This product is stored at - 30 ~ + 75 °C

3. General product specifications

NO.	ITEMS	DETAILS
1	Type	924MHZ rubber rod antenna
2	Operating Frequency Band	900-990MHZ
3	VSWR	≤2.0
4	Gain	2.92dBi
5	Radiation Efficiency	≥40%
6	Impedance	50Ω
7	Antenna Type	Rubber rod antenna
8	Polarization mode	glue stick
9	Entity Picture	

4. Specification Detials

4.1 Mechanical Properties

4.11 Product Composition:

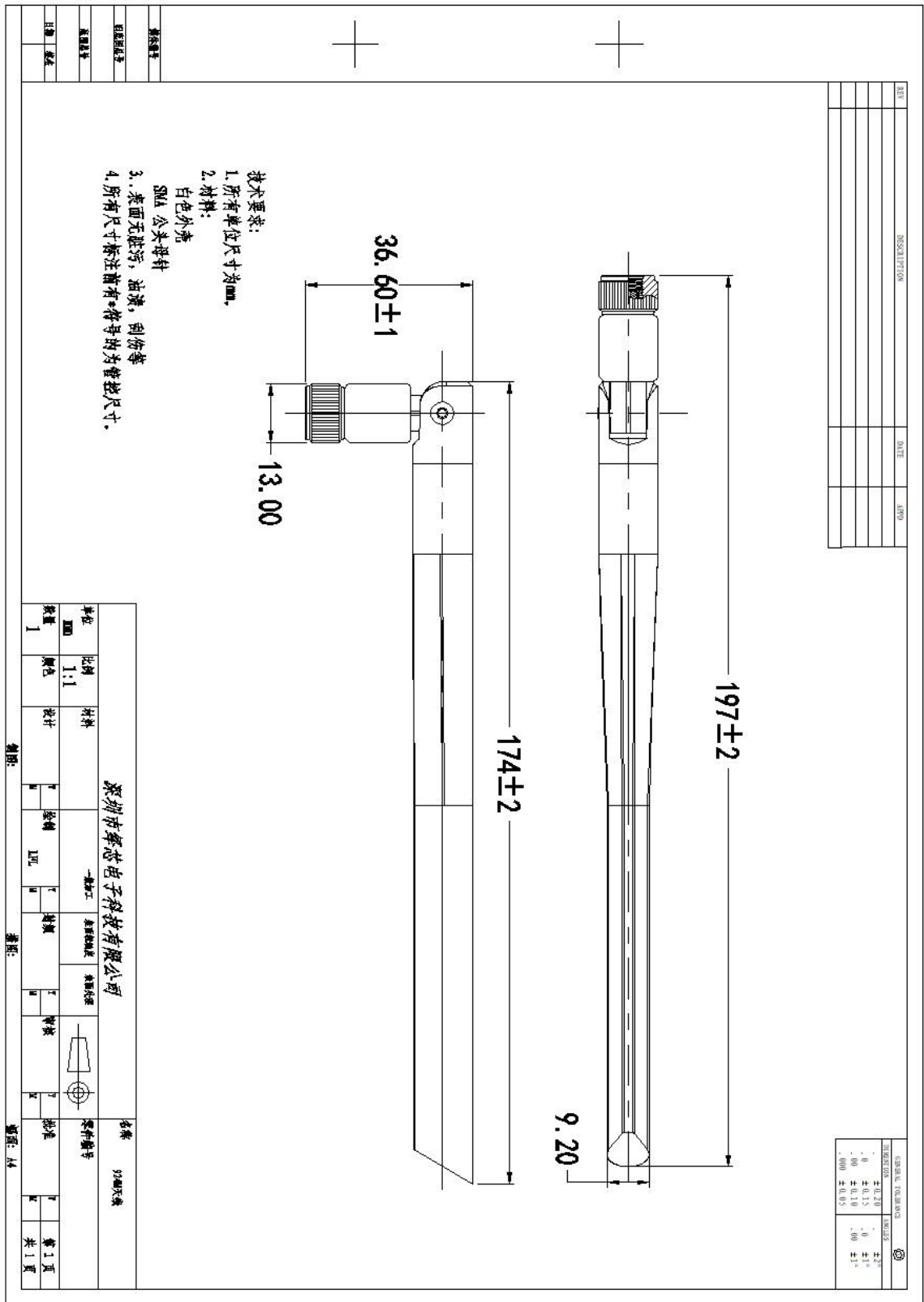
4.12 Apperance

Good appearance without scars 、 dirt、 protuberances, etc.

4.13 Antenna Picture and Structure Dimension

Refer to product drawings:

Product drawings:



4.2 Electric Performance

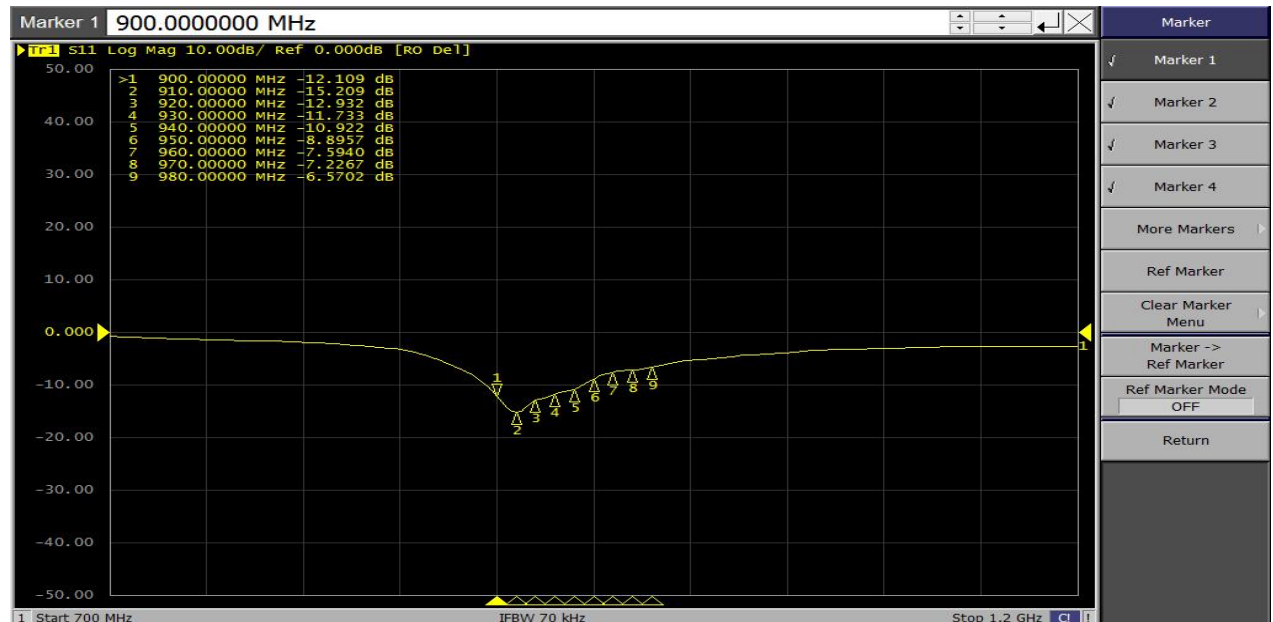
4.21 Test condition

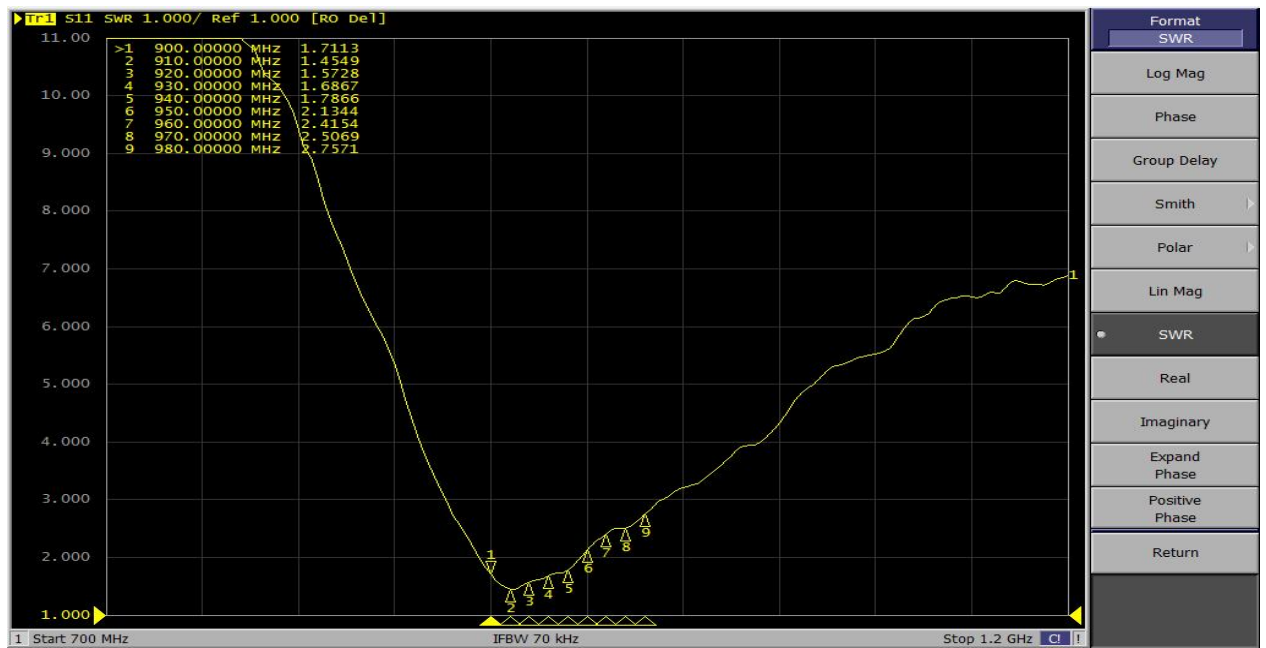
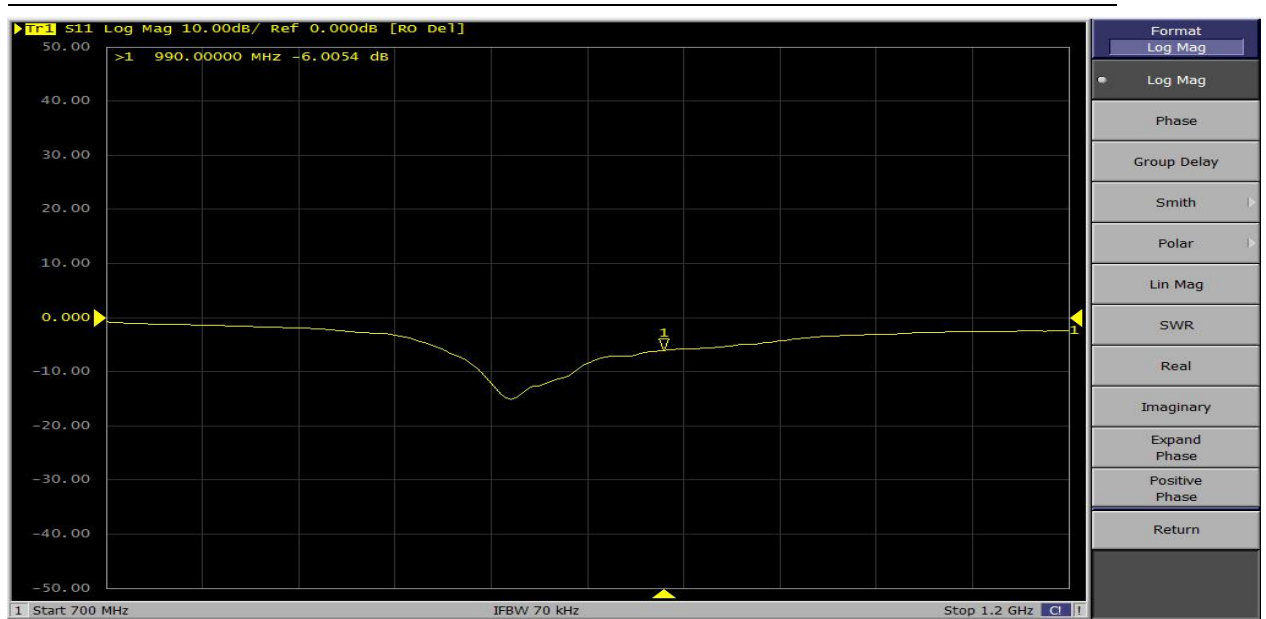
Environment:	Equipment:
Temperature: 10℃——+30℃	Network Analyzer: Agilent E8358A
Humidity: ≤80% (+40℃)	Anechior Chamber: ETS
Atmospher: 750mmkg±30mmkg	

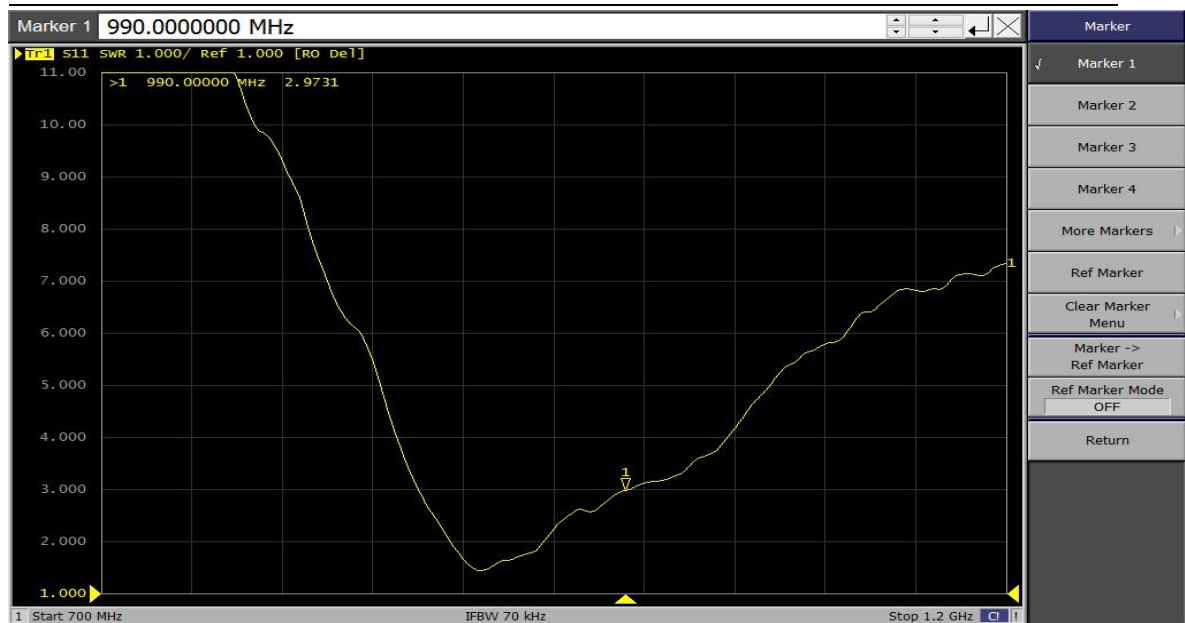
4.22 Test Data for Electrical Performance:

4.22.1 S11 of the Antenna:

Marker (MHz)	900	910	920	930	940	950	960	970	980	990
Return Loss	-12.10	-15.20	-12.93	-11.73	-10.92	-8.89	-7.59	-7.22	-6.57	-6.00
VSWR	1.71	1.45	1.57	1.68	1.78	2.12	2.41	2.50	2.75	2.97

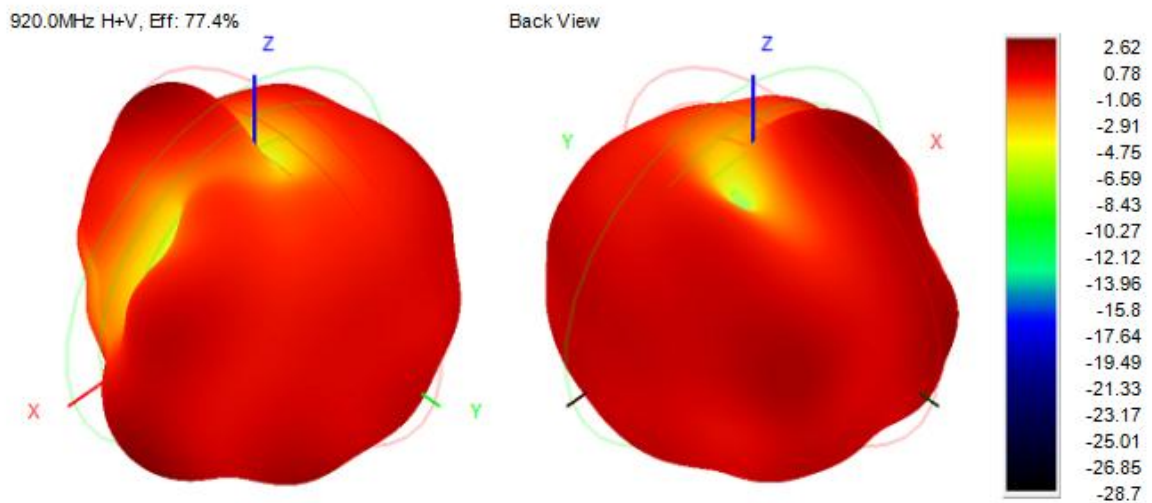






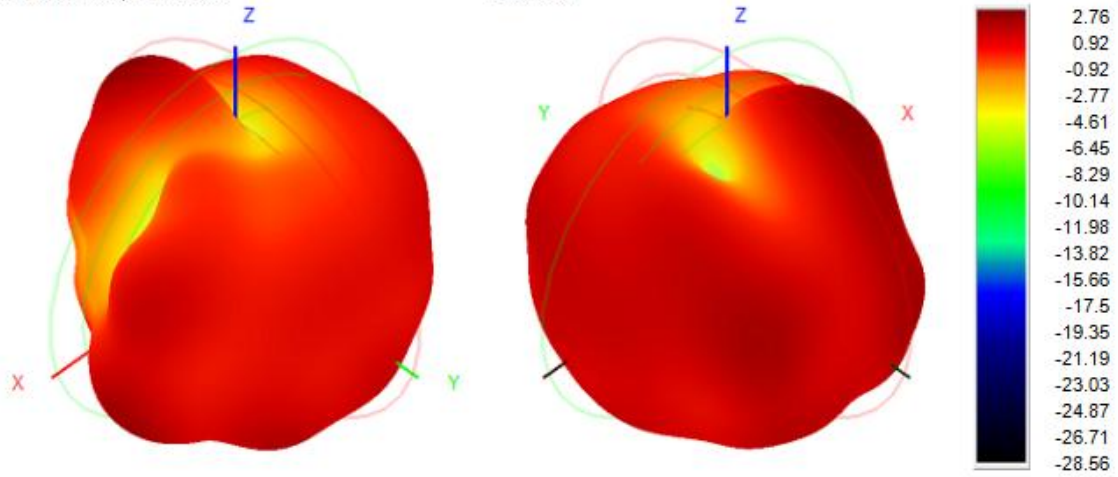
Marker (MHz)	900	910	920	930	940	950	960	970	980	990
Gain (dBi)	2.53	2.92	2.62	2.76	2.39	2.01	1.81	1.57	1.51	1.55
Efficiency (%)	65.59	75.95	77.42	73.02	67.52	63.65	59.94	58.32	57.53	57.74

4.22.3 Radiation pattern of antenna, frequency: 915MHz



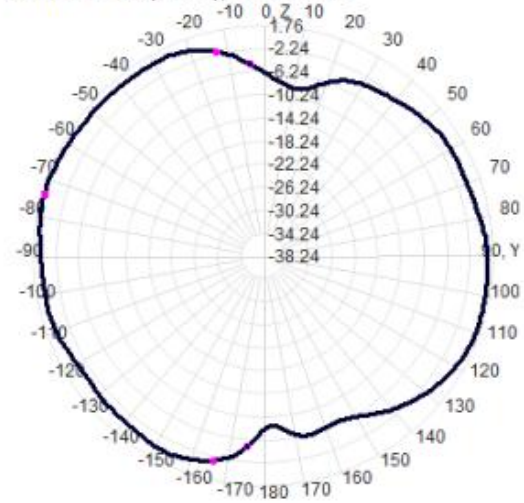
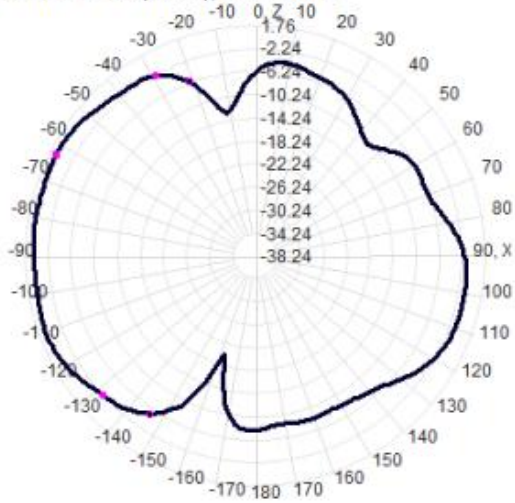
930.0MHz H+V, Eff: 73.0%

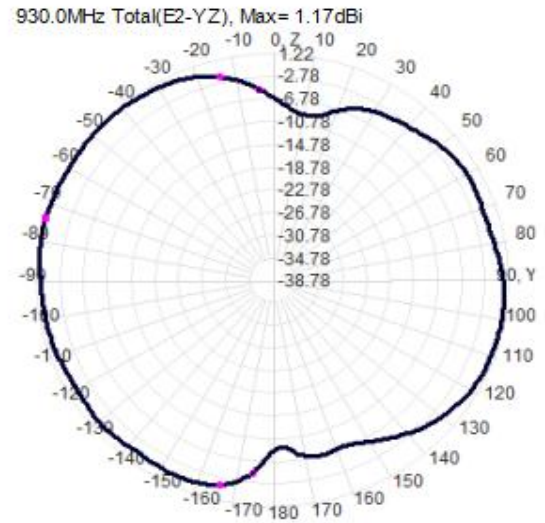
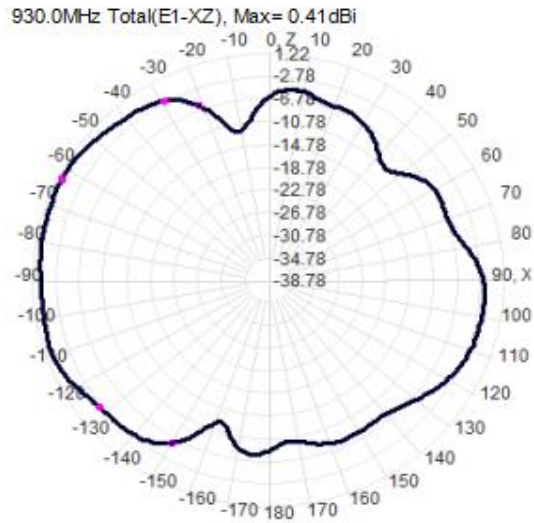
Back View



920.0MHz Total(E1-XZ), Max= 0.58dBi

920.0MHz Total(E2-YZ), Max= 1.27dBi





5. Product Packaging

Manner of packing:

Packed in self sealed bags, 50 pcs each.

6. Document Resume

Document No.	
Release Date	2023/8/23
Author	XiofengZeng

Review	WH
--------	----

Revised History

Date	Version	Revised Record
2023/8/23	1.00	New Project