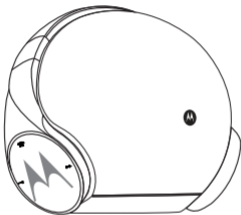




EN

motorola



Sphere/Sphere+ Quick Start Guide

MODELS:
SPHERE / SPHERE+

Frequency Band:
2.402 - 2.480 GHz

Maximum RF power:
6 dBm

Working temperature:
0°C-45°C

Product ID: SP003

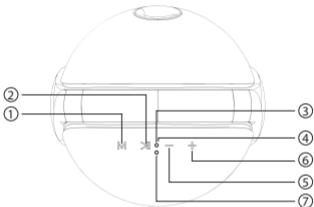
Bluetooth ID:

D036169

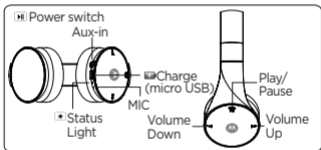
FCC ID: VLJ-SP003

IC: 4522A-SP003




1. At a Glance



- ① Mode (change between Bluetooth & Aux-in input)
- ② Play/Pause
- ③ LED Indicator (Bluetooth)
- ④ Microphone
- ⑤ Volume Down/Last Track
- ⑥ Volume Up/Next Track
- ⑦ Charging Indicator (Headphones)
- ⑧ Aux-in Port
- ⑨ Power Port





2. Pairing

1		<ol style="list-style-type: none">1. Plug in power supply to the speaker power port2. Speaker will enter into pairing mode automatically with LED flashes blue and red.3. Pair your phone with the speaker4. Select "Sphere" / "Sphere+" from the list
2		<ol style="list-style-type: none">1. Take out the headphones from the speaker dock2. The headphones will enter into pairing mode automatically with LED flashes blue and red.3. Pair your phone with the speaker4. Select "Sphere Headphones" / "Sphere+ Headphones" from the list
3		<ul style="list-style-type: none">• The pairing is now successful. You may listen to the music either from the speaker or the headphones

3. Audio Transfer

You may enjoy seamless audio transfer when you listen to music between the headphones and speaker. Make sure your phone can support simultaneously Bluetooth connection with two Bluetooth devices by checking your phone Bluetooth "paired list". If both Speaker

and Headphones are shown “connected” from the list, it means it is supported.

1	
	<ol style="list-style-type: none">1. Place the headphones to the speaker2. Music will stop playing from headphones and it will be charged by the speaker. Make sure the headphones is placed properly onto the speaker dock, the LED will show orange when it is successfully charged3. Speaker will automatically connect with the phone*4. Press Play once, music will automatically play from the speaker without the need of any operation from your phone.
2	
	<ol style="list-style-type: none">1. Take out the headphones from the speaker2. Music will stop playing from the speaker3. The headphones will automatically connect with the phone*4. Press Play once, music will automatically play from the headphones without the need of any operation from your phone.

* The reconnection time varies from phone to phone

4. Buttons Operation

Speaker & Headphones

Music	
Play/Pause	Press ▶
Volume Down/Up	Press - / +
Next Track	Long Press +
Previous Track	Long Press -
Calls	
Answer/ end call	Press ▶
Reject a call	Long Press ▶
Mute during call	Long Press -
Re-dial last call	Double press ▶
Call waiting	
Receive incoming call and end ongoing call	Press ▶
Receive incoming and on hold ongoing call	Long Press ▶
Pair	
Enter pairing mode (first time)	Press ▶
Enter pairing mode	Long Press ▶
Voice	
To issue a voice command during idle mode, then say the command	Double Press +

5. LED Indicators

Speaker	
Pairing	Red-blue flash
Standby	Blue flash
Charging (Headphones)	Orange steady
Headphones	
Pairing	Red-blue flash
Standby	Blue flash
Charging	Red steady
Fully charged	Blue steady
Battery low	Red flash

General information

Safety, Regulatory & Legal

If your product is not working properly, read this Quick Start Guide or the User's Guide of one of the models listed on page 1.

Contact Customer Service:

US and Canada 1-888-331-3383

Email: support@motorolahome.com

On the Web: www.motorolahome.com/support

Consumer Products and Accessories Limited Warranty ("Warranty")

Thank you for purchasing this Motorola branded product manufactured under license by Binatone Electronics International LTD ("BINATONE").

What Does this Warranty Cover?

Subject to the exclusions contained below, BINATONE warrants that this Motorola branded product ("Product") or certified accessory ("Accessory") sold for use with this product that it manufactured to be free from defects in materials and workmanship under normal consumer usage for the period outlined below. This Warranty is your exclusive warranty and is not transferable.

Who is covered?

This Warranty extends only to the first consumer purchaser, and is not transferable.

What will BINATONE do?

BINATONE or its authorized distributor at its option and within a commercially reasonable time, will at no charge repair or replace any Products or Accessories that does not conform to this Warranty. We may use functionally equivalent reconditioned / refurbished / pre-owned or new Products, Accessories or parts.

What Other Limitations Are There?

ANY IMPLIED WARRANTIES, INCLUDING WITHOUT LIMITATION THE IMPLIED WARRANTIES OF MERCHANTABILITY AND FITNESS FOR A PARTICULAR PURPOSE, SHALL BE LIMITED TO THE DURATION OF THIS LIMITED WARRANTY, OTHERWISE THE REPAIR OR REPLACEMENT PROVIDED UNDER THIS EXPRESS LIMITED WARRANTY IS THE

EXCLUSIVE REMEDY OF THE CONSUMER, AND IS PROVIDED IN LIEU OF ALL OTHER WARRANTIES, EXPRESS OR IMPLIED. IN NO EVENT SHALL MOTOROLA OR BINATONE BE LIABLE, WHETHER IN CONTRACT OR TORT (INCLUDING NEGLIGENCE) FOR DAMAGES IN EXCESS OF THE PURCHASE PRICE OF THE PRODUCT OR ACCESSORY, OR FOR ANY INDIRECT, INCIDENTAL, SPECIAL OR CONSEQUENTIAL DAMAGES OF ANY KIND, OR LOSS OF REVENUE OR PROFITS, LOSS OF BUSINESS, LOSS OF INFORMATION OR OTHER FINANCIAL LOSS ARISING OUT OF OR IN CONNECTION WITH THE ABILITY OR INABILITY TO USE THE PRODUCTS OR ACCESSORIES TO THE FULL EXTENT THESE DAMAGES MAY BE DISCLAIMED BY LAW. Some jurisdictions do not allow the limitation or exclusion of incidental or consequential damages, or limitation on the length of an implied warranty, so the above limitations or exclusions may not apply to you. This Warranty gives you specific legal rights, and you may also have other rights that vary from one jurisdiction to another.

Consumer Products	One (1) year from the date of the products original purchase by the first consumer purchaser of the product
Consumer Accessories	Ninety (90) days from the date of the accessories original purchase by the first consumer purchaser of the product
Consumer Accessories that are Repaired or Replaced	The balance of the original warranty or for Ninety (90) days from the date returned to the consumer, whichever is longer.

Exclusions. Normal Wear and Tear. Periodic maintenance, repair and replacement of parts due to normal wear and tear are excluded from coverage. **Batteries.** Only batteries whose fully charged capacity falls below 80% of their rated

capacity and batteries that leak are covered by this Warranty.

Abuse & Misuse. Defects or damage that result from: (a) improper operation, storage, misuse or abuse, accident or neglect, such as physical damage (cracks, scratches, etc.) to the surface of the product resulting from misuse; (b) contact with liquid, water, rain, extreme humidity or heavy perspiration, sand, dirt or the like, extreme heat, or food; (c) use of the Products or Accessories for commercial purposes or subjecting the Product or Accessory to abnormal usage or conditions; or (d) other acts which are not the fault of MOTOROLA or BINATONE, are excluded from coverage.

Use of Non-Motorola branded Products and Accessories. Defects or damage that result from the use of Non-Motorola branded or certified Products or Accessories or other peripheral equipment are excluded from coverage.

Unauthorized Service or Modification.

Defects or damages resulting from service, testing, adjustment, installation, maintenance, alteration, or modification in any way by someone other than MOTOROLA, BINATONE or its authorized service centers, are excluded from coverage.

Altered Products. Products or Accessories with (a) serial numbers or date tags that have been removed, altered or obliterated; (b) broken seals or that show evidence of tampering; (c) mismatched board serial numbers; or (d) nonconforming or non-Motorola branded housings, or parts, are excluded from coverage.

Communication Services. Defects, damages, or the failure of Products or Accessories due to any communication service or signal you may subscribe to or use with the Products or Accessories is excluded from coverage. **How to Obtain Warranty Service or Other Information?** To obtain service or information, please call: **US and Canada 1-888-331-3383** Email: **support@motorolahome.com** On the Web: **www.motorolahome.com/support** You will receive

instructions on how to ship the Products or Accessories at your expense and risk, to a BINATONE Authorized Repair Center. To obtain service, you must include: (a) the Product or Accessory; (b) the original proof of purchase (receipt) which includes the date, place and seller of the Product; (c) if a warranty card was included in your box, a completed warranty card showing the serial number of the Product; (d) a written description of the problem; and, most importantly; (e) your address and telephone number.

European Union Directives Conformance Statement

The following CE compliance information is applicable to Motorola products that carry one of the following CE marks:



Hereby, Binatone declares that this product is in compliance with:

- The essential requirements and other relevant provisions of Directive 1999/5/EC
- All other relevant EU Directives
- The Declaration of Conformity can be obtained from the full user guide at www.motorolahome.com

FCC Notice to Users

The following statement applies to all products that bear the FCC logo and/or FCC ID on the product label.

This equipment has been tested and found to comply with the limits for a Class B digital device, pursuant to part 15 of the FCC Rules. See 47 CFR Sec. 15.105(b). These limits are designed to provide reasonable protection against harmful interference in a residential installation. This equipment generates, uses and can radiate radio frequency energy and, if not installed and used in accordance with the instructions, may cause harmful interference to radio communications. However, there is no guarantee that interference will not occur in a

particular installation. If this equipment does cause harmful interference to radio or television reception, which can be determined by turning the equipment off and on, the user is encouraged to try to correct the interference by one or more of the following measures:

- Reorient or relocate the receiving antenna.
- Increase the separation between the equipment and the receiver.
- Connect the equipment to an outlet on a circuit different from that to which the receiver is connected.
- Consult the dealer or an experienced radio/TV technician for help.

This device complies with part 15 of the FCC Rules. Operation is subject to the following two conditions: (1) This device may not cause harmful interference, and (2) this device must accept any interference received, including interference that may cause undesired operation. See 47 CFR Sec. 15.19(a)(3). Motorola has not approved any changes or modifications to this device by the user. Changes or modifications not expressly approved by the party responsible for compliance could void the user's authority to operate the equipment. See 47 CFR Sec. 15.21.

Industry Canada Notice to Users

This device complies with Industry Canada license-exempt RSS standard(s). Operation is subject to the following two conditions: (1) This device may not cause interference and (2) This device must accept any interference, including interference that may cause undesired operation of the device. See RSS-Gen, Section 8.4. This device complies with ICES-003 requirements for Class B ITE (Information Technology Equipment). CAN ICES-3 (B)/NMB-3(B)

This device meets the IC requirements.

Le présent appareil est conforme aux CNR d'Industrie Canada applicables aux appareils radio exempts de licence. L'exploitation est autorisée aux deux conditions suivantes : (1) l'appareil ne doit pas produire de brouillage, et (2) l'utilisateur de l'appareil doit accepter tout brouillage radioélectrique subi, même si le brouillage est susceptible d'en compromettre le fonctionnement.

This equipment complies with FCC/IC RSS-102 radiation exposure limits set forth for an uncontrolled environment. This equipment should be installed and operated with minimum distance 20cm between the radiator & your body.

ce matériel est conforme aux limites de dose d'exposition aux rayonnements, fac / ic rss-102 énoncée dans un autre environnement.cette equipment devrait être installé et exploité avec distance minimale de 20 entre le radiateur et votre corps.

EN_US Version 1.0



motorola

Printed in China



Manufactured, distributed, or sold by Binatone Electronics International LTD., official licensee for this product. MOTOROLA and the Stylized M Logo are trademarks or registered trademarks of Motorola Trademark Holdings, LLC. and are used under license. Apple logo is a trademark of Apple Inc., registered in the U.S. and other countries. App Store is a service mark of Apple Inc. Google Play and Android are trademarks of Google Inc. All other trademarks are the property of their respective owners. © 2017 Motorola Mobility LLC. All rights reserved.