



Appendix A: Photographs of the Test Set-Up

APPENDIX A: PHOTOGRAPHS OF THE TEST SET-UP	1
PHOTOGRAPH 1: SET-UP FOR RADIO SPECTRUM TEST	2
PHOTOGRAPH 2: SET-UP FOR RADIATED SPURIOUS EMISSION, BELOW 1GHZ	2
PHOTOGRAPH 3: SET-UP FOR RADIATED SPURIOUS EMISSION, ABOVE 1GHZ.....	3
PHOTOGRAPH 4: SET-UP FOR CONDUCTED EMISSION ON AC MAINS.....	3
PHOTOGRAPH 5: SET-UP FOR RADIATED EMISSION	4


Photograph 1: Set-up for Radio Spectrum Test

Baby Unit




Photograph 2: Set-up for Radiated Spurious Emission, Below 1GHz

Baby Unit



Photograph 3: Set-up for Radiated Spurious Emission, Above 1GHz

Baby Unit




Photograph 4: Set-up for Conducted Emission on AC Mains

Baby Unit



Photograph 5: Set-up for Radiated Emission

Baby Unit



Baby Unit

