



7 Photographs of the Test Set-Up


Photograph 1: Set-up for Radio Spectrum Test




Photograph 2: Set-up for Radiated Spurious Emission (9kHz ~ 30MHz)




Photograph 3: Set-up for Radiated Spurious Emission (30MHz~1GHz)



Photograph 4: Set-up for Radiated Spurious Emission (1GHz ~ 18GHz)



Photograph 5: Set-up for Radiated Spurious Emission (18GHz ~ 26GHz)



Photograph 6: Set-up for Conducted Emission on AC Mains

Adapter #1



Adapter #2




Photograph 7: Set-up for Radiated Emission (30MHz~1GHz)

Adapter #1




Adapter #2



Photograph 8: Set-up for Radiated Emission (1GHz ~ 6GHz)

Adapter #1



Adapter #2

