
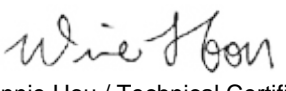


Prüfbericht-Nr.: <i>Test report No.:</i>	50053218 001	Auftrags-Nr.: <i>Order No.:</i>	164068221	Seite 1 von 31 <i>Page 1 of 31</i>	
Kunden-Referenz-Nr.: <i>Client reference No.:</i>	N/A	Auftragsdatum: <i>Order date.:</i>	15.07.2016		
Auftraggeber: <i>Client:</i>	Binatone Electronics International Ltd. Floor 23A, 9 Des Voeux Road West, Sheung Wan, Hong Kong				
Prüfgegenstand: <i>Test item:</i>	Smart Nursery Dream Machine				
Bezeichnung / Typ-Nr.: <i>Identification / Type No.:</i>	MBP85SN (motorola)				
Auftrags-Inhalt: <i>Order content:</i>	FCC and IC approval				
Prüfgrundlage: <i>Test specification:</i>	CFR47 FCC Part 15: Subpart C Section 15.247 RSS-247 Issue 1 May 2015 CFR47 FCC Part 15: Subpart C Section 15.207 RSS-Gen Issue 4 November 2014 CFR47 FCC Part 15: Subpart C Section 15.209 ICES-003 Issue 6 January 2016 CFR47 FCC Part 15: Subpart B Section 15.107 RSS-102 Issue 5 March 2015 CFR47 FCC Part 15: Subpart B Section 15.109 CFR47 FCC Part 2: Section 2.1091				
Wareneingangsdatum: <i>Date of receipt:</i>	15.07.2016	Please refer to photo documents			
Prüfmuster-Nr.: <i>Test sample No.:</i>	1601290 1601291				
Prüfzeitraum: <i>Testing period:</i>	25.07.2016 - 23.08.2016				
Ort der Prüfung: <i>Place of testing:</i>	Accurate Technology Co., Ltd.				
Prüflaboratorium: <i>Testing laboratory:</i>	TÜV Rheinland (Shenzhen) Co., Ltd.				
Prüfergebnis*: <i>Test result*:</i>	Pass				
geprüft von / tested by:		kontrolliert von / reviewed by:			
08.10.2016  Ryan Yang / Senior Project Engineer		08.10.2016  Winnie Hou / Technical Certifier			
Datum <i>Date</i>	Name/Stellung <i>Name/Position</i>	Unterschrift <i>Signature</i>	Datum <i>Date</i>	Name/Stellung <i>Name/Position</i>	Unterschrift <i>Signature</i>
Sonstiges / Other: FCC ID: VLJ-MBP85SN IC: 4522A-MBP85N HVIN: MBP85SN					
Zustand des Prüfgegenstandes bei Anlieferung: <i>Condition of the test item at delivery:</i>			Prüfmuster vollständig und unbeschädigt <i>Test item complete and undamaged:</i>		
* Legende: 1 = sehr gut 2 = gut 3 = befriedigend 4 = ausreichend 5 = mangelhaft P(ass) = entspricht o.g. Prüfgrundlage(n) F(ail) = entspricht nicht o.g. Prüfgrundlage(n) N/A = nicht anwendbar N/T = nicht getestet Legend: 1 = very good 2 = good 3 = satisfactory 4 = sufficient 5 = poor P(ass) = passed a.m. test specifications(s) F(ail) = failed a.m. test specifications(s) N/A = not applicable N/T = not tested					
Dieser Prüfbericht bezieht sich nur auf das o.g. Prüfmuster und darf ohne Genehmigung der Prüfstelle nicht auszugsweise vervielfältigt werden. Dieser Bericht berechtigt nicht zur Verwendung eines Prüfzeichens. <i>This test report only relates to the a. m. test sample. Without permission of the test center this test report is not permitted to be duplicated in extracts. This test report does not entitle to carry any test mark.</i>					

V04

Test Summary

5.1.1 ANTENNA REQUIREMENT*RESULT: Pass***5.1.2 MAXIMUM PEAK CONDUCTED OUTPUT POWER***RESULT: Pass***5.1.3 CONDUCTED POWER SPECTRAL DENSITY***RESULT: Pass***5.1.4 6dB BANDWIDTH***RESULT: Pass***5.1.5 99% BANDWIDTH***RESULT: Pass***5.1.6 CONDUCTED SPURIOUS EMISSIONS MEASURED IN 100 KHZ BANDWIDTH***RESULT: Pass***5.1.7 RADIATED SPURIOUS EMISSION***RESULT: Pass***5.1.8 CONDUCTED EMISSION ON AC MAINS***RESULT: Pass***5.1.9 RADIATED EMISSION***RESULT: Pass***6.1.1 ELECTROMAGNETIC FIELDS***RESULT: Pass*

Contents

1	GENERAL REMARKS	5
1.1	COMPLEMENTARY MATERIALS	5
2	TEST SITES	5
2.1	TEST FACILITIES	5
2.2	LIST OF TEST AND MEASUREMENT INSTRUMENTS.....	6
2.3	TRACEABILITY	7
2.4	CALIBRATION	7
2.5	MEASUREMENT UNCERTAINTY.....	7
2.6	LOCATION OF ORIGINAL DATA.....	7
2.7	STATUS OF FACILITY USED FOR TESTING.....	7
3	GENERAL PRODUCT INFORMATION	8
3.1	PRODUCT FUNCTION AND INTENDED USE.....	8
3.2	RATINGS AND SYSTEM DETAILS	8
3.3	INDEPENDENT OPERATION MODES	9
3.4	NOISE GENERATING AND NOISE SUPPRESSING PARTS.....	9
3.5	SUBMITTED DOCUMENTS.....	10
4	TEST SET-UP AND OPERATION MODES	11
4.1	PRINCIPLE OF CONFIGURATION SELECTION	11
4.2	TEST OPERATION AND TEST SOFTWARE.....	11
4.3	SPECIAL ACCESSORIES AND AUXILIARY EQUIPMENT.....	11
4.4	COUNTERMEASURES TO ACHIEVE EMC COMPLIANCE.....	11
4.5	TEST SETUP DIAGRAM.....	11
5	TEST RESULTS	14
5.1	TRANSMITTER REQUIREMENT & TEST SUITES	14
5.1.1	<i>Antenna Requirement</i>	<i>14</i>
5.1.2	<i>Maximum Peak Conducted Output Power.....</i>	<i>15</i>
5.1.3	<i>Conducted Power Spectral Density</i>	<i>16</i>
5.1.4	<i>6dB Bandwidth</i>	<i>17</i>
5.1.5	<i>99% Bandwidth</i>	<i>18</i>
5.1.6	<i>Conducted Spurious Emissions Measured in 100 kHz Bandwidth</i>	<i>19</i>
5.1.7	<i>Radiated Spurious Emission</i>	<i>20</i>
5.1.8	<i>Conducted Emission on AC Mains.....</i>	<i>21</i>
5.1.9	<i>Radiated Emission</i>	<i>22</i>
6	SAFETY HUMAN EXPOSURE	23
6.1	RADIO FREQUENCY EXPOSURE COMPLIANCE	23
6.1.1	<i>Electromagnetic Fields.....</i>	<i>23</i>
7	PHOTOGRAPHS OF THE TEST SET-UP	25
8	LIST OF TABLES.....	31

9	LIST OF PHOTOGRAPHS	31
----------	----------------------------------	-----------

1 General Remarks

1.1 Complementary Materials

All attachments are integral parts of this test report. This applies especially to the following appendix:

Appendix A: Test Results of Wi-Fi 802.11b/g/n of Conducted Testing

Appendix B: Test Results of Wi-Fi 802.11b/g/n of Radiated Testing

2 Test Sites

2.1 Test Facilities

Accurate Technology Co., Ltd.

F1, Bldg. A, Changyuan New Material Port Keyuan Rd., Science & Industry Park, Nanshan Shenzhen, 518057, P.R. China

FCC Registration No.: 752051

Test site Industry Canada No.: 5077A-2

The tests at the test sites have been conducted under the supervision of a TÜV engineer.

2.2 List of Test and Measurement Instruments

Table 1: List of Test and Measurement Equipment

Accurate Technology Co., Ltd.

Radio Spectrum Test				
Equipment	Manufacturer	Model No.	Serial No.	Cal. Until
Spectrum Analyzer	R&S	ESPI3	100396/003	09.01.2017
Spectrum Analyzer	Agilent	E7405A	MY45115511	09.01.2017
Spurious Emission & Radiated Emission				
Equipment	Manufacturer	Model No.	Serial No.	Cal. Until
Spectrum Analyzer	R&S	FSV40	101495	01.01.2017
Test Receiver	R&S	ESCS30	100307	01.01.2017
Bilog Antenna	Schwarzbeck	VULB9163	9163-323	01.01.2017
Loop Antenna	Schwarzbeck	FMZB1516	1516131	01.01.2017
Horn Antenna	Schwarzbeck	BBHA9120D	9120D-655	01.01.2017
Horn Antenna	Schwarzbeck	BBHA9170	9170-359	01.01.2017
RF Switching Unit+PreAMP	Compliance Direction	RSU-M2	38322	01.01.2017
Pre-Amplifier	R&S	CBLU11835 40-01	3791	01.01.2017
50 Coaxial Switch	Anritsu Corp	MP59B	6200506474	01.01.2017
RF Coaxial Cable	SUHNER	N-3m	No.8	01.01.2017
RF Coaxial Cable	RESENBERGER	N-3.5m	No.9	01.01.2017
RF Coaxial Cable	SUHNER	N-6m	No.10	01.01.2017
RF Coaxial Cable	RESENBERGER	N-12m	No.11	01.01.2017
50_ Coaxial Switch	Anritsu Corp	MP59B	6200283933	09.01.2017
Conducted Emission				
Equipment	Manufacturer	Model No.	Serial No.	Cal. Until
Test Receiver	R&S	ESCI	26115-010-0027	17.05.2017
L.I.S.N.	R&S	ENV216	101161	17.05.2017
50Ω Coaxial Switch	Anritsu	MP59B	6100175589	17.05.2017

2.3 Traceability

All measurement equipment calibrations are traceable to NIM (National Institute of Metrology) or where calibration is performed in other countries, to equivalent nationally recognized standards organizations.

2.4 Calibration

Equipment requiring calibration is calibrated periodically by the manufacturer or according to manufacturer's specifications. Additionally all equipment is verified for proper performance on a regular basis using in house standards or comparisons.

2.5 Measurement Uncertainty

The estimated combined standard uncertainty for radiated emissions and conducted emissions measurements as below table

Item	Extended Uncertainty
Conducted Emission	± 2.0 dB
Radiated Emission (9kHz-30MHz)	Field strength (dBµV/m) U=3.08dB, k=2, σ=95%
Radiated Emission (30-1000MHz)	Field strength (dBµV/m) U=4.42dB, k=2, σ=95%
Radiated Emission (above 1000MHz)	Field strength (dBµV/m) U=4.06dB, k=2, σ=95%
Radio Spectrum	± 0.60 dB

2.6 Location of Original Data

The original copies of all test data taken during actual testing were attached at Appendix A & B of this report and delivered to the applicant. A copy has been retained in the TÜV Rheinland (Shenzhen) file for certification follow-up purposes.

2.7 Status of Facility Used for Testing

The Accurate Technology Co., Ltd. Test facility located at F1, Bldg. A, Changyuan New Material Port Keyuan Rd., Science & Industry Park, Nanshan Shenzhen, 518057, P.R. China is listed on the US Federal Communications Commission list of facilities approved to perform measurements.

3 General Product Information

3.1 Product Function and Intended Use

The EUT is a Smart Nursery Dream Machine device, it supports Wi-Fi 802.11 b/g/n wireless technology.

The EUT is equipped with two different adapters Model: S006AKU0500100 and Model: BLJ06W050100P1-U, they respectively come from different manufacturers.

For details refer to the User Manual, Technical Description and Circuit Diagram.

3.2 Ratings and System Details

Table 2: Technical Specification of EUT

General Information of EUT	Value
Kind of Equipment	Smart Nursery Dream Machine
Type Designation	MBP85SN
Trade Mark	motorola
FCC ID	VLJ-MBP85SN
IC / HVIN	4522A-MBP85N / MBP85SN
Operating Temperature Range	-10 °C ~ +50 °C
Operating Voltage	DC 5.0V 1000mA input via AC/DC adapter
Testing Voltage	AC 120V, 60Hz
AC/DC Adapter #1	Model: S006AKU0500100 Input: AC 100-240V~50/60Hz, 200mA Output: DC 5.0V~1000mA
AC/DC Adapter #2	Model: BLJ06W050100P1-U Input: AC 100-240V~50/60Hz, 0.2A Output: DC 5.0V~1000mA
Technical Specification of Wi-Fi 802.11 b/g/n	
Operating Frequency	2412 - 2462 MHz for 802.11b/g/n(HT20) 2422 - 2452 MHz for 802.11n(HT40)
Type of Modulation	DSSS(DBPSK/DQPSK/CCK) OFDM(BPSK/QPSK/16QAM/64QAM)
Data Rate	1/2/5.5/11 Mbps for 802.11b 6/9/12/18/24/36/48/54 Mbps for 802.11g MCS0 ~ MCS7 Mbps for 802.11n
Channel Number	11 channels for 802.11b/g/n(HT20) 7 channels for 802.11n(HT40)
Channel Separation	5 MHz
Antenna Type	Integral Antenna
Gain	0 dBi

Table 3: RF Channel and Frequency of Wi-Fi 802.11 b/g/n

RF Channel	802.11 b/g/n(HT20)	802.11 n(HT40)
	Frequency (MHz)	Frequency (MHz)
01	2412	/
02	2417	/
03	2422	2422
04	2427	2427
05	2432	2432
06	2437	2437
07	2442	2442
08	2447	2447
09	2452	2452
10	2457	/
11	2462	/

Test frequencies are lowest channel: 2412 MHz, middle channel: 2437 MHz and highest channel: 2462 MHz for 802.11b/g/n(HT20)

Test frequencies are lowest channel: 2422 MHz, middle channel: 2437 MHz and highest channel: 2452 MHz for 802.11n(HT40)

3.3 Independent Operation Modes

The basic operation modes are:

- A. On, Wi-Fi transmitting
 - 1. Low channel
 - 2. Middle channel
 - 3. High channel
- B. On, Wi-Fi connecting mode (Adapter #1 and #2)
- C. On, normal mode (Adapter #1 and #2)
- D. Off

3.4 Noise Generating and Noise Suppressing Parts

Refer to Circuit Diagram for further details.

3.5 Submitted Documents

- Application Form
- Block Diagram
- FCC/IC Label and Location Info
- Model Difference Letter
- Operation Description
- Parts List
- PCB Layout
- Photo Document
- Schematics
- User Manual

4 Test Set-up and Operation Modes

4.1 Principle of Configuration Selection

Radio Spectrum: The equipment under test (EUT) was configured at its highest power output in order to measure its highest possible radiation and conducted level. The test modes were adapted accordingly in reference to the instructions for use.

Emission: The equipment under test (EUT) was configured to measure its highest possible radiation level. The test modes were adapted accordingly in reference to the instructions for use.

4.2 Test Operation and Test Software

Test operation refers to test setup in chapter 5. All testing were performed according to the procedures in ANSI C63.10: 2013 and ANSI C63.4: 2014.

According to clause 3.1, all tests were performed on model MBP85SN in this report.

4.3 Special Accessories and Auxiliary Equipment

Table 4: List of Accessories and Auxiliary Equipment

Description	Manufacturer	Model	S/N	Rating
Notebook PC	Lenovo	ThinkPad X240	N/A	N/A

4.4 Countermeasures to Achieve EMC Compliance

The test sample which has been tested contained the noise suppression parts as described in the Technical Construction File (TCF).

No additional measures were employed to achieve compliance.

4.5 Test Setup Diagram

Diagram of Measurement Configuration for Radiation Test (Below 1GHz)

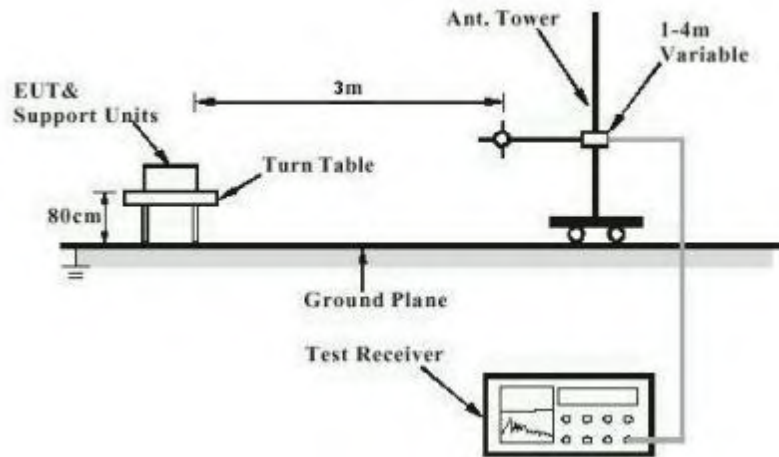
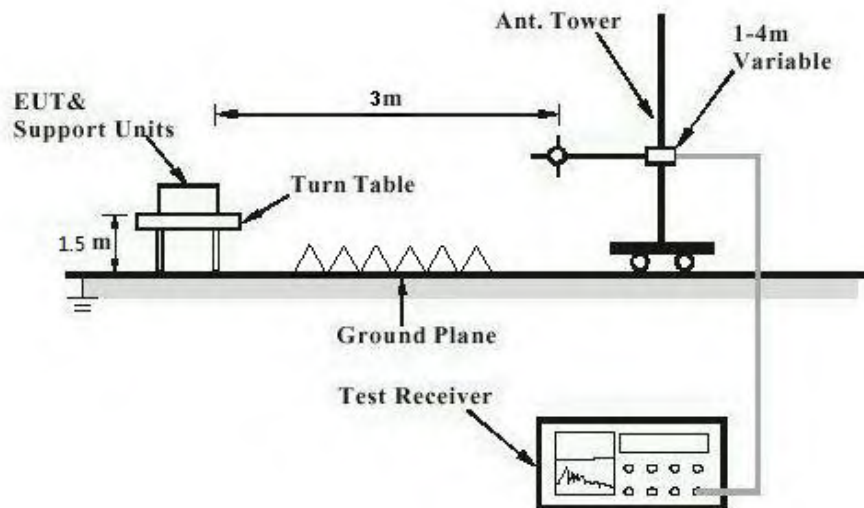

Diagram of Measurement Configuration for Radiation Test (Above 1GHz)


Diagram of Measurement Configuration for Mains Conduction Measurement

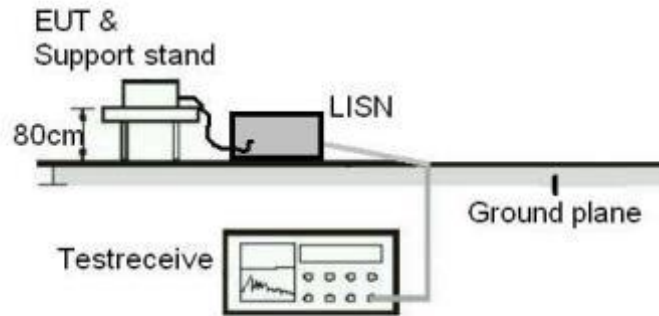
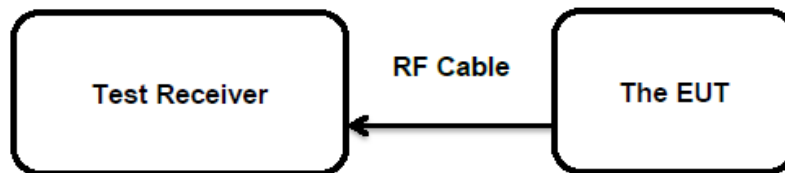


Diagram of Measurement Configuration for Conducted Transmitter Measurement



5 Test Results

5.1 Transmitter Requirement & Test Suites

5.1.1 Antenna Requirement

RESULT:

Pass

Test Specification

Test standard : FCC Part 15.247(b)(4) and Part 15.203

According to the manufacturer declared, the EUT has an internal antenna, the directional gain of antenna is 0 dBi, and the antenna connector is designed with permanent attachment and no consideration of replacement. Therefore the EUT is considered sufficient to comply with the provision.

Therefore the EUT is considered sufficient to comply with the provision.

Refer to EUT Photo for further details.

5.1.2 Maximum Peak Conducted Output Power

RESULT:
Pass
Test Specification

Test standard	: FCC Part 15.247(b)(3) RSS-247 Clause 5.4(4)
Basic standard	: ANSI C63.10: 2013
Limits	: < 1.0 Watts
Kind of test site	: Shielded Room

Test Setup

Date of testing	: 25.07.2016
Input voltage	: AC 120V, 60Hz
Operation mode	: A
Test channel	: Low / Middle / High
Ambient temperature	: 25 °C
Relative humidity	: 56 %
Atmospheric pressure	: 101 kPa

For details refer to following test result.

Table 5: Test Result of Maximum Peak Conducted Output Power

Test Mode	Data Rate	Frequency (MHz)	Measured Power		Limit
			dBm	W	
802.11b	1 Mbps	2412	13.50	0.02239	< 1W(30dBm)
		2437	12.80	0.01905	
		2462	12.10	0.01622	
802.11g	6 Mbps	2412	13.70	0.02344	
		2437	12.40	0.01738	
		2462	11.80	0.01514	
802.11n (HT20)	MCS0 Mbps	2412	13.90	0.02455	
		2437	11.80	0.01514	
		2462	10.30	0.01072	
802.11n (HT40)	MCS0 Mbps	2422	13.30	0.02138	
		2437	12.30	0.01698	
		2452	11.20	0.01318	
Maximum Measured Value			13.90	0.02455	

Note: The cable loss is taken into account in results.

5.1.3 Conducted Power Spectral Density

RESULT:
Pass
Test Specification

Test standard : FCC Part 15.247(e)
 : RSS-247 Clause 5.2(2)
 Basic standard : ANSI C63.10: 2013
 Limits : 8 dBm / 3kHz
 Kind of test site : Shielded Room

Test Setup

Date of testing : 25.07.2016 & 23.08.2016
 Input voltage : AC 120V, 60Hz
 Operation mode : A
 Test channel : Low / Middle / High
 Ambient temperature : 25 °C
 Relative humidity : 56 %
 Atmospheric pressure : 101 kPa

For details refer to following test result.

Table 6: Test Result of Power Spectral Density

Test Mode	Data Rate	Frequency (MHz)	Measured Peak Power Spectral Density (dBm/3KHz)
802.11b	1 Mbps	2412	7.92
		2437	7.21
		2462	6.34
802.11g	6 Mbps	2412	-11.48
		2437	-12.62
		2462	-13.81
802.11n (HT20)	MCS0 Mbps	2412	-13.98
		2437	-15.21
		2462	-16.14
802.11n (HT40)	MCS0 Mbps	2422	-15.91
		2437	-16.81
		2452	-17.64
Maximum Measured Value			7.920

Note: The cable loss 0.3 dB is taken into account in results.

For the measurement records, refer to the appendix A.

5.1.4 6dB Bandwidth

RESULT:
Pass
Test Specification

Test standard : FCC Part 15.247(a)(2)
 : RSS-247 Clause 5.2(1)
 Basic standard : ANSI C63.10: 2013
 Limits : > 500 KHz
 Kind of test site : Shielded Room

Test Setup

Date of testing : 25.07.2016
 Input voltage : AC 120V, 60Hz
 Operation mode : A
 Test channel : Low / Middle / High
 Ambient temperature : 25 °C
 Relative humidity : 56 %
 Atmospheric pressure : 101 kPa

For details refer to following test result.

Table 7: Test Result of 6dB Bandwidth

Test Mode	Data Rate	Frequency (MHz)	-6dB Bandwidth (MHz)	Limit (kHz)
802.11b	1 Mbps	2412	8.683	> 500
		2437	8.683	
		2462	8.683	
802.11g	6 Mbps	2412	16.498	
		2437	16.498	
		2462	16.455	
802.11n (HT20)	MCS0 Mbps	2412	17.627	
		2437	17.627	
		2462	17.627	
802.11n (HT40)	MCS0 Mbps	2422	35.861	
		2437	35.861	
		2452	35.861	
Minimum Measured Value			8.683	

For the measurement records, refer to the appendix A.

5.1.5 99% Bandwidth

RESULT:
Pass
Test Specification

Test standard : RSS-Gen Clause 6.6
 Basic standard : ANSI C63.10: 2013
 Kind of test site : Shielded Room

Test Setup

Date of testing : 25.07.2016
 Input voltage : AC 120V, 60Hz
 Operation mode : A
 Test channel : Low / Middle / High
 Ambient temperature : 25 °C
 Relative humidity : 56 %
 Atmospheric pressure : 101 kPa

For details refer to following test result.

Table 8: Test Result of 99% Bandwidth

Test Mode	Data Rate	Frequency (MHz)	99% Bandwidth (MHz)	Limit (kHz)
802.11b	1 Mbps	2412	19.632	/
		2437	19.502	
		2462	19.416	
802.11g	6 Mbps	2412	16.454	
		2437	16.454	
		2462	16.411	
802.11n (HT20)	MCS0 Mbps	2412	17.627	
		2437	17.583	
		2462	17.540	
802.11n (HT40)	MCS0 Mbps	2422	36.122	
		2437	36.035	
		2452	36.122	
Maximum Measured Value			36.122	

For the measurement records, refer to the appendix A.

5.1.6 Conducted Spurious Emissions Measured in 100 kHz Bandwidth

RESULT: **Pass****Test Specification**

Test standard	: FCC Part 15.247(d) RSS-247 Clause 5.5
Basic standard	: ANSI C63.10: 2013
Limits	: 20dB (below that in the 100kHz bandwidth within the band that contains the highest level of the desired power);
Kind of test site	: Shielded Room

Test Setup

Date of testing	: 25.07.2016
Input voltage	: AC 120V, 60Hz
Operation mode	: A
Test channel	: Low / Middle / High
Ambient temperature	: 25 °C
Relative humidity	: 56 %
Atmospheric pressure	: 101 kPa

Test results of 100kHz Bandwidth of Frequency Band Edge by Conducted method refer to following test plot, and compliance is achieved as well.

For the measurement records, refer to the appendix A.

5.1.7 Radiated Spurious Emission

RESULT:**Pass****Test Specification**

Test standard	: FCC Part 15.247(d) & FCC Part 15.205 RSS-247 Clause 3.3
Basic standard	: ANSI C63.10: 2013
Limits	: Refer to 15.209(a) of FCC part 15.247(d) RSS-Gen Table 4 & Table 5
Kind of test site	: 3m Semi-anechoic Chamber

Test Setup

Date of testing	: Refer to test plots
Input voltage	: AC 120V, 60Hz
Operation mode	: A
Test channel	: Low / Middle / High
Ambient temperature	: 24 °C
Relative humidity	: 48 %
Atmospheric pressure	: 101 kPa

Remark:

The Radiated Spurious Emission was carried out within frequency range 9kHz – 30MHz and 18GHz - 26.5GHz, and the measurements with active antenna were greater than 20dB below the limit, so the test data were not recorded in the test report.

For the measurement records, refer to the appendix B.

5.1.8 Conducted Emission on AC Mains

RESULT:**Pass****Test Specification**

Test standard	: FCC Part 15.207(a) & FCC Part 15.107(a) RSS-Gen Clause 8.8 & ICES-003
Basic standard	: ANSI C63.10: 2013 & ANSI C63.4: 2014
Frequency range	: 0.15 – 30MHz
Limits	: FCC Part 15.207(a) & FCC Part 15.107(a) RSS-Gen Table 3 & ICES-003 Table 2
Kind of test site	: Shielded Room

Test Setup

Date of testing	: Refer to test plots
Input voltage	: AC 120V, 60Hz
Operation mode	: B, C
Earthing	: Not connected
Ambient temperature	: 24 °C
Relative humidity	: 53 %
Atmospheric pressure	: 101 kPa

For the measurement records, refer to the appendix B.

5.1.9 Radiated Emission

RESULT:**Pass****Test Specification**

Test standard	: FCC Part 15.109(a) ICES-003
Basic standard	: ANSI C63.4: 2014
Frequency range	: 30 - 6000MHz
Classification	: Class B
Limits	: FCC Part 15.109(a) ICES-003 Table 5 & Table 7
Kind of test site	: 3m Semi-anechoic Chamber

Test Setup

Date of testing	: Refer to test plots
Input voltage	: AC 120V, 60Hz
Operation mode	: C
Earthing	: Not connected
Ambient temperature	: 24 °C
Relative humidity	: 48 %
Atmospheric pressure	: 101 kPa

For the measurement records, refer to the appendix B.

6 Safety Human Exposure

6.1 Radio Frequency Exposure Compliance

6.1.1 Electromagnetic Fields

RESULT:

Pass

Test Specification

Test standard : CFR47 FCC Part 2: Section 2.1091
CFR47 FCC Part 1: Section 1.1310
FCC KDB Publication 447498 v06
FCC KDB Publication 865664 D02 v01r02
OET Bulletin 65 (Edition 97-01)
RSS-102 Issue 5 March 2015

➤ FCC requirements

FCC requirement: Systems operating under the provisions of this section shall be operated in a manner that ensures that the public is not exposed to radio frequency energy level in excess limit for maximum permissible exposure. In accordance with 47 CFR FCC Part 2 Subpart J, section 2.1091 this device has been defined as a mobile device whereby a distance of 20cm normally can be maintained between the user and the device.

MPE Calculation Method according to OET Bulletin 65

Power Density: $S_{(mW/cm^2)} = PG/4\pi R^2$ or $EIRP/4\pi R^2$

Where:

S = power density (mW/cm²)

P = power input to the antenna (mW)

G = power gain of the antenna in the direction of interest relative to an isotropic radiator

R = distance to the center of radiation of the antenna (cm)

The nominal conducted output power specified:

802.11b/g/n: 16.00 dBm (Tolerance: ± 2 dB)

From the peak RF output power, the minimum mobile separation distance, d=20 cm, as well as the antenna gain (Max. 0.0 dBi for 802.11b/g/n), the RF power density can be calculated as below:

For 802.11b/g/n: $S_{(mW/cm^2)} = PG/4\pi R^2 = 0.013$ mW/cm²

Limits for Maximum Permissible Exposure (MPE) according to FCC Part 1.1310:

1.0 mW/cm²

➤ **IC requirements:** The EUT shall comply with the requirement of RSS-102 section 2.5.2.

Exemption from Routine Evaluation Limits – RF Exposure Evaluation

RF exposure evaluation is required if the separation distance between the user and/or bystander and the device's radiating element is greater than 20 cm, except when the device operates as follows:

at or above 300 MHz and below 6 GHz and the source-based, time-averaged maximum e.i.r.p. of the device is equal to or less than $1.31 \times 10^{-2} f^{0.6834}$ W (adjusted for tune-up tolerance), where f is in MHz;

- RF exposure evaluation exempted power for 802.11b/g/n: 2.684 W

The nominal conducted output power specified:

802.11b/g/n: 16.00 dBm (Tolerance: ± 2 dB)

Antenna Gain: 0.0 dBi for 802.11b/g/n

The Max. e.i.r.p. for 802.11b/g/n = 18.00 dBm \approx 0.063 W is less than the RF exposure evaluation exempted power. So RF exposure evaluation is not required.

“RF Radiation Exposure Statement Caution: This Transmitter must be installed to provide a separation distance of at least 20 cm from all persons.”

8 List of Tables

Table 1: List of Test and Measurement Equipment.....	6
Table 2: Technical Specification of EUT	8
Table 3: RF Channel and Frequency of Wi-Fi 802.11 b/g/n	9
Table 4: List of Accessories and Auxiliary Equipment.....	11
Table 5: Test Result of Maximum Peak Conducted Output Power.....	15
Table 6: Test Result of Power Spectral Density.....	16
Table 7: Test Result of 6dB Bandwidth.....	17
Table 8: Test Result of 99% Bandwidth.....	18

9 List of Photographs

Photograph 1: Set-up for Radio Spectrum Test	25
Photograph 2: Set-up for Radiated Spurious Emission (9kHz ~ 30MHz)	25
Photograph 3: Set-up for Radiated Spurious Emission (30MHz~1GHz)	26
Photograph 4: Set-up for Radiated Spurious Emission (1GHz ~ 18GHz).....	26
Photograph 5: Set-up for Radiated Spurious Emission (18GHz ~ 26GHz).....	27
Photograph 6: Set-up for Conducted Emission on AC Mains.....	27
Photograph 7: Set-up for Radiated Emission (30MHz~1GHz)	28
Photograph 8: Set-up for Radiated Emission (1GHz ~ 6GHz).....	29

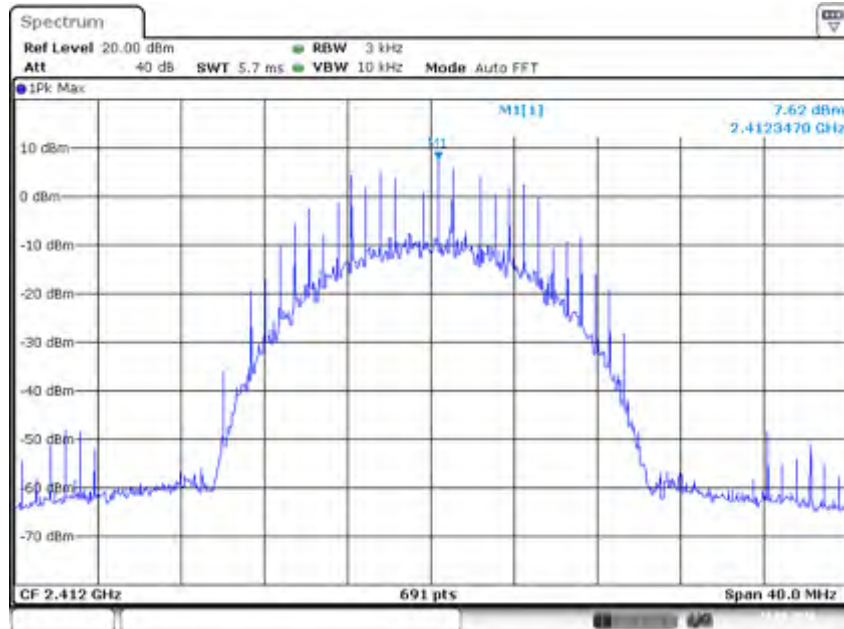
Appendix A

Test Results of Wi-Fi 802.11b/g/n of Conducted Testing

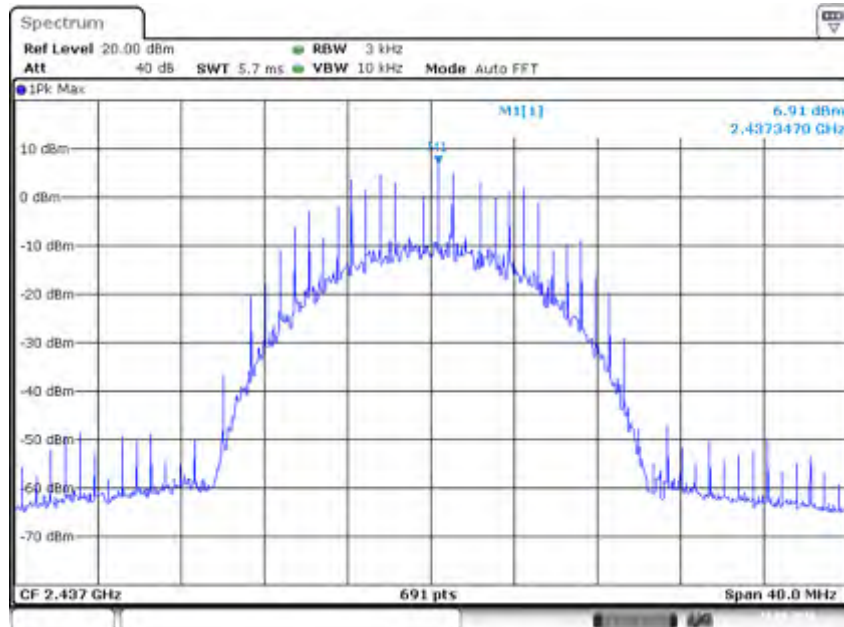
APPENDIX A	1
APPENDIX A.1: CONDUCTED POWER SPECTRAL DENSITY	2
<i>Wi-Fi 802.11 b mode, 1 Mbps</i>	2
<i>Wi-Fi 802.11 g mode, 6 Mbps</i>	3
<i>Wi-Fi 802.11 n(HT20) mode, MCS0 Mbps</i>	5
<i>Wi-Fi 802.11 n(HT40) mode, MCS0 Mbps</i>	6
APPENDIX A.2: 6DB BANDWIDTH	8
<i>Wi-Fi 802.11 b mode, 1 Mbps</i>	8
<i>Wi-Fi 802.11 g mode, 6 Mbps</i>	9
<i>Wi-Fi 802.11 n(HT20) mode, MCS0 Mbps</i>	11
<i>Wi-Fi 802.11 n(HT40) mode, MCS0 Mbps</i>	12
APPENDIX A.3: 99% BANDWIDTH	14
<i>Wi-Fi 802.11 b mode, 1 Mbps</i>	14
<i>Wi-Fi 802.11 g mode, 6 Mbps</i>	15
<i>Wi-Fi 802.11 n(HT20) mode, MCS0 Mbps</i>	17
<i>Wi-Fi 802.11 n(HT40) mode, MCS0 Mbps</i>	18
APPENDIX A.4: CONDUCTED SPURIOUS EMISSIONS MEASURED IN 100 KHz BANDWIDTH	20
<i>Wi-Fi 802.11 b mode, 1 Mbps</i>	20
<i>Wi-Fi 802.11 g mode, 6 Mbps</i>	21
<i>Wi-Fi 802.11 n(HT20) mode, MCS0 Mbps</i>	23
<i>Wi-Fi 802.11 n(HT40) mode, MCS0 Mbps</i>	24
<i>Wi-Fi 802.11 b mode, Band Edge</i>	26
<i>Wi-Fi 802.11 g mode, Band Edge</i>	27
<i>Wi-Fi 802.11 n(HT20) mode, Band Edge</i>	28
<i>Wi-Fi 802.11 n(HT40) mode, Band Edge</i>	29

Appendix A.1: Conducted Power Spectral Density

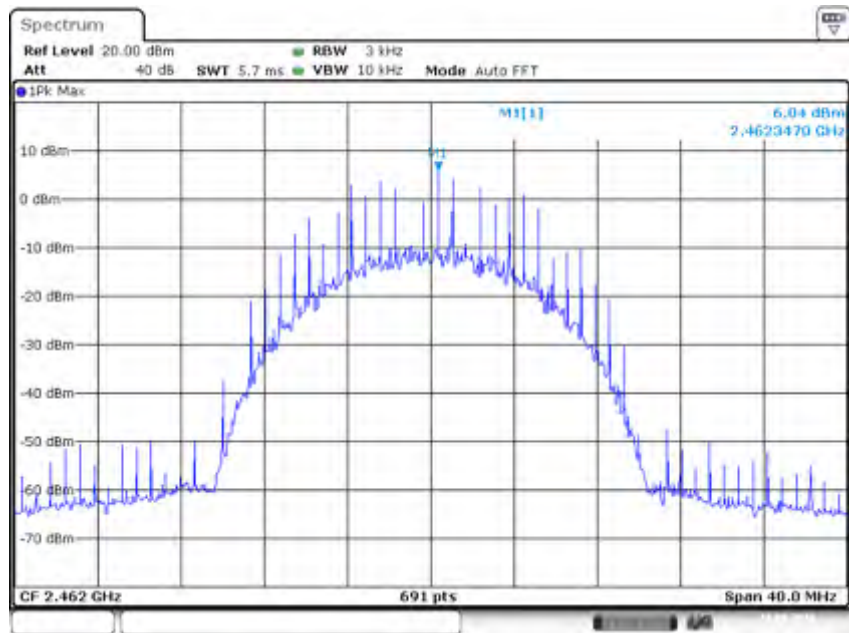
Wi-Fi 802.11 b mode, 1 Mbps



Date: 23.AUG.2016 18:09:30

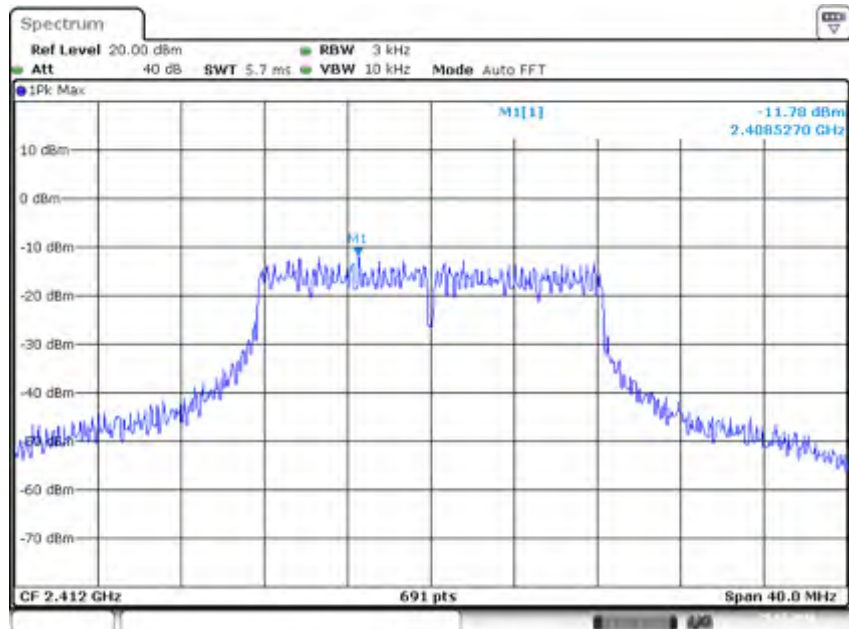


Date: 23.AUG.2016 18:11:57

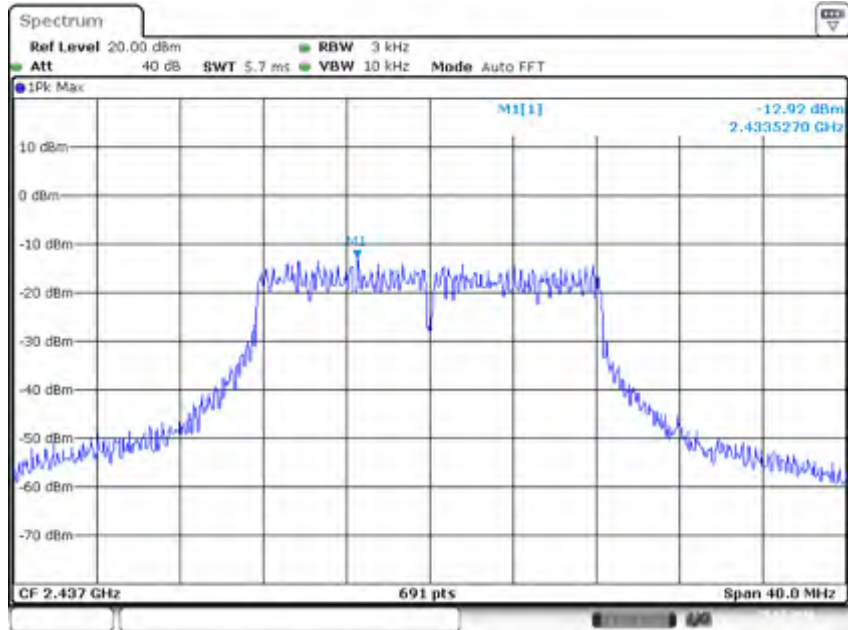


Date: 23.AUG.2016 18:13:50

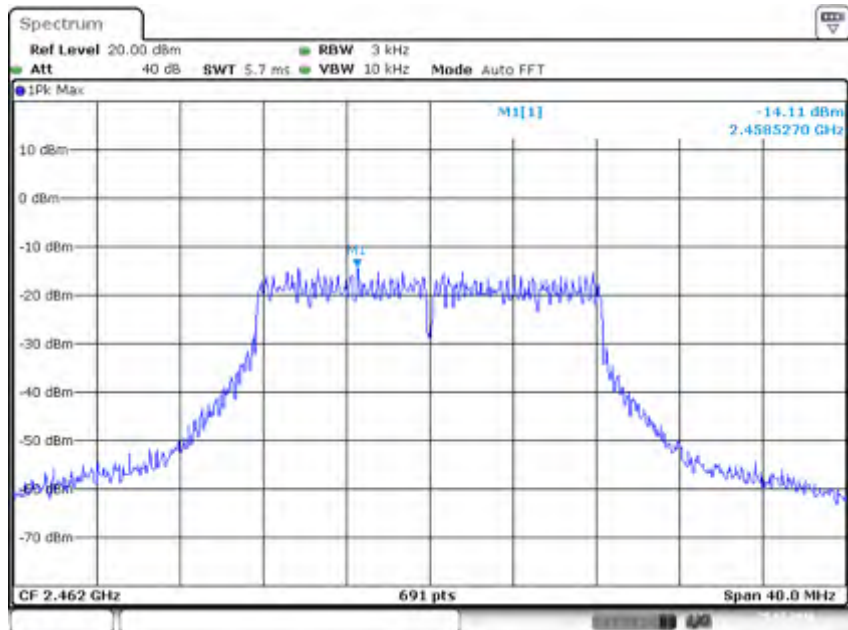
Wi-Fi 802.11 g mode, 6 Mbps



Date: 25.JUL.2016 18:23:11

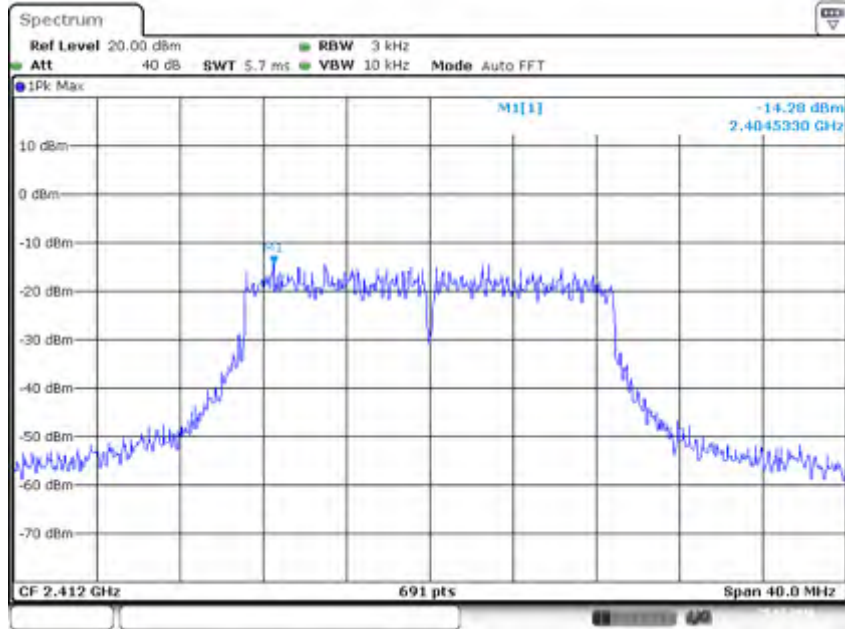


Date: 25.JUL.2016 18:23:39

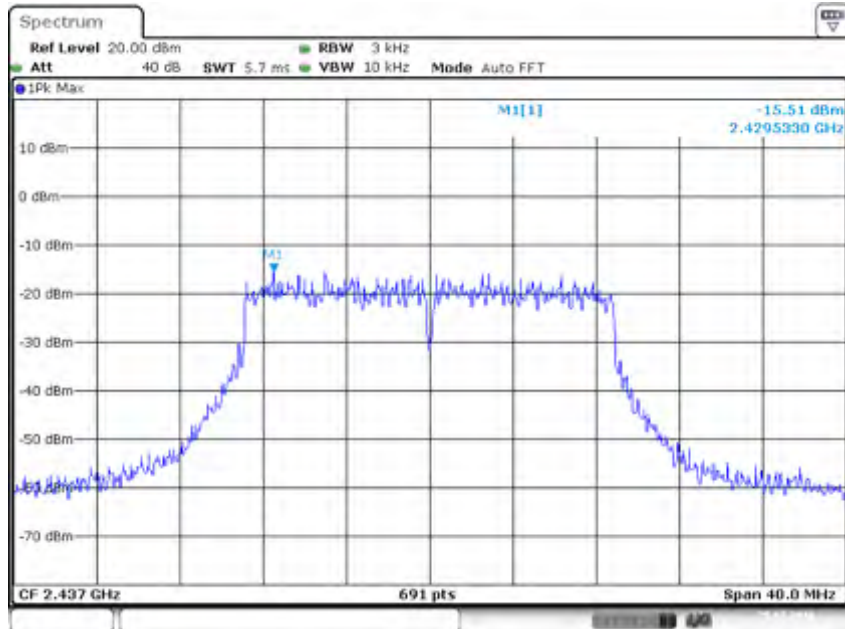


Date: 25.JUL.2016 18:24:23

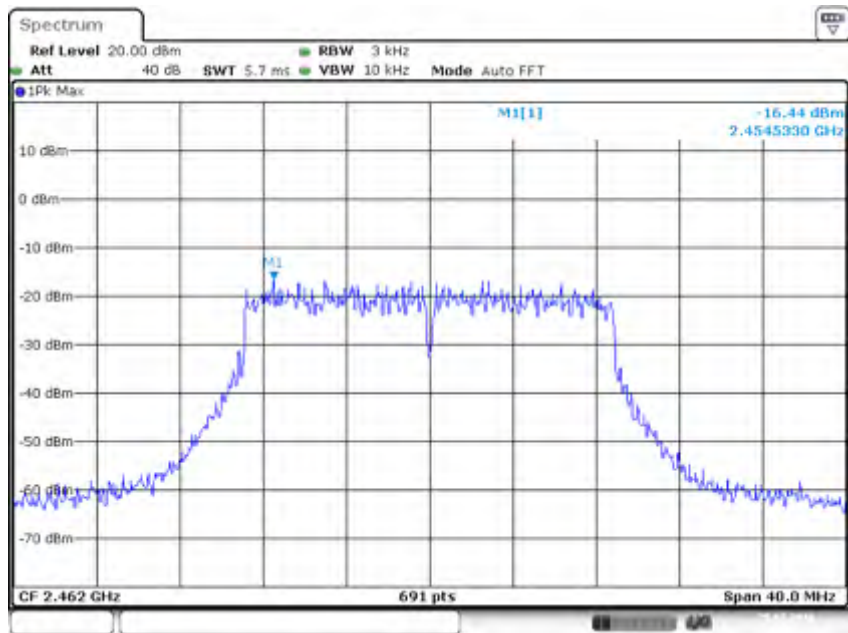
Wi-Fi 802.11 n(HT20) mode, MCS0 Mbps



Date: 25.JUL.2016 18:44:14

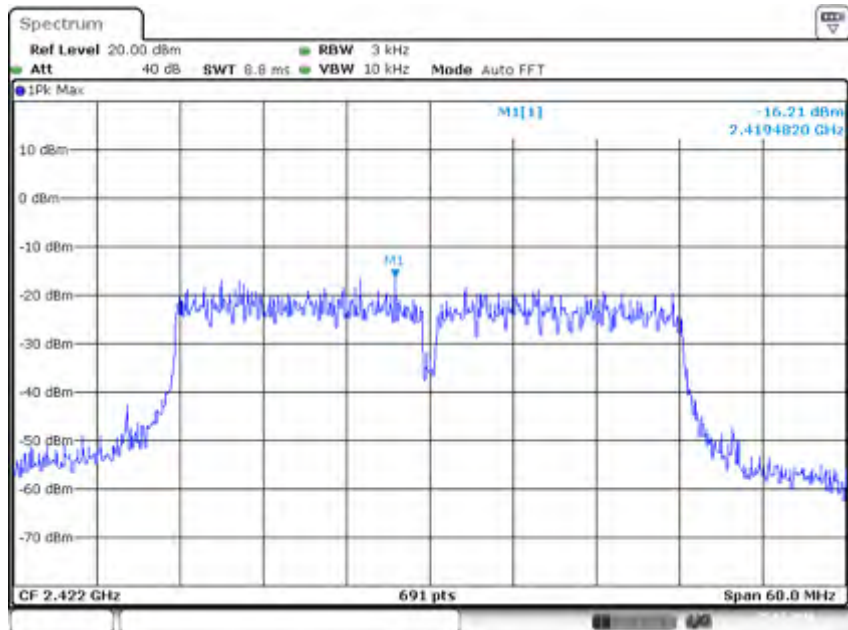


Date: 25.JUL.2016 18:45:42

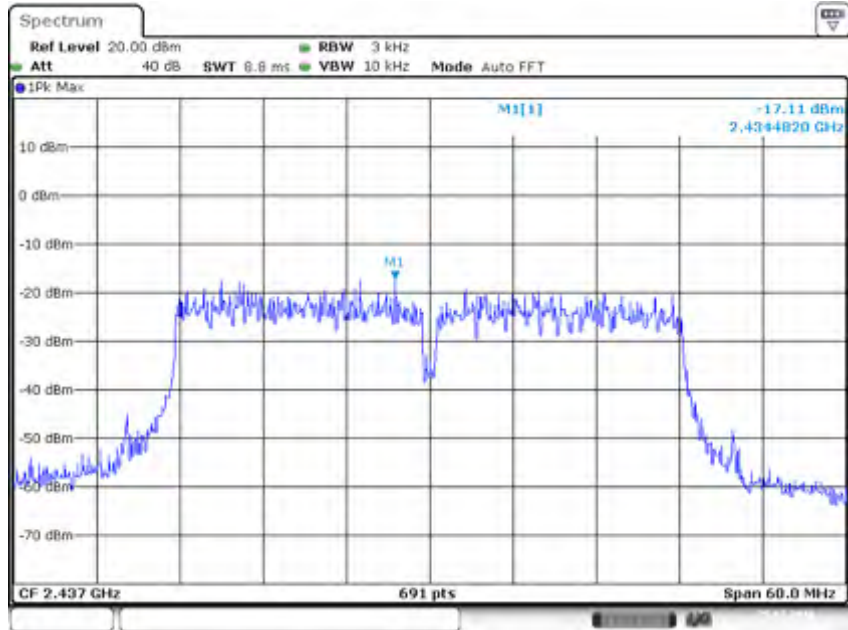


Date: 25.JUL.2016 18:46:29

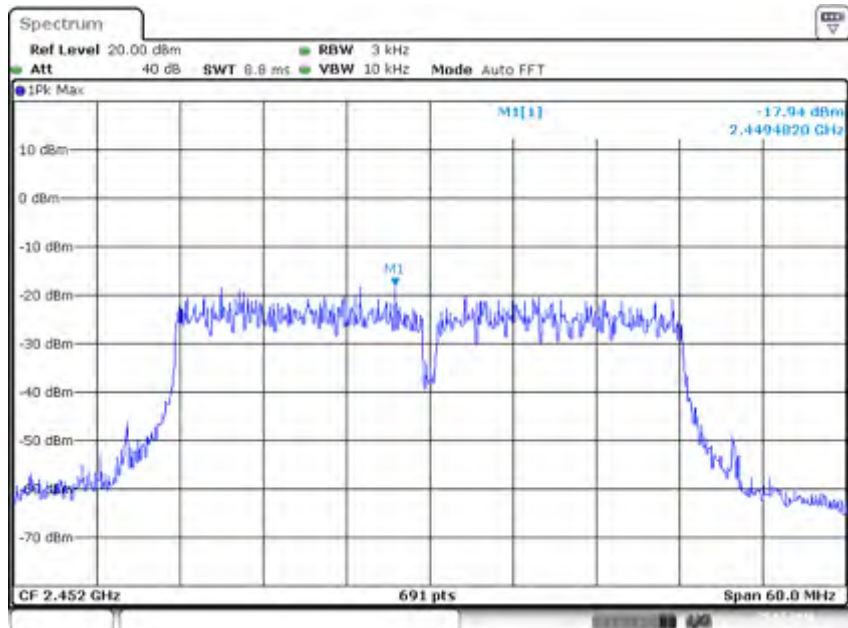
Wi-Fi 802.11 n(HT40) mode, MCS0 Mbps



Date: 25.JUL.2016 19:11:25



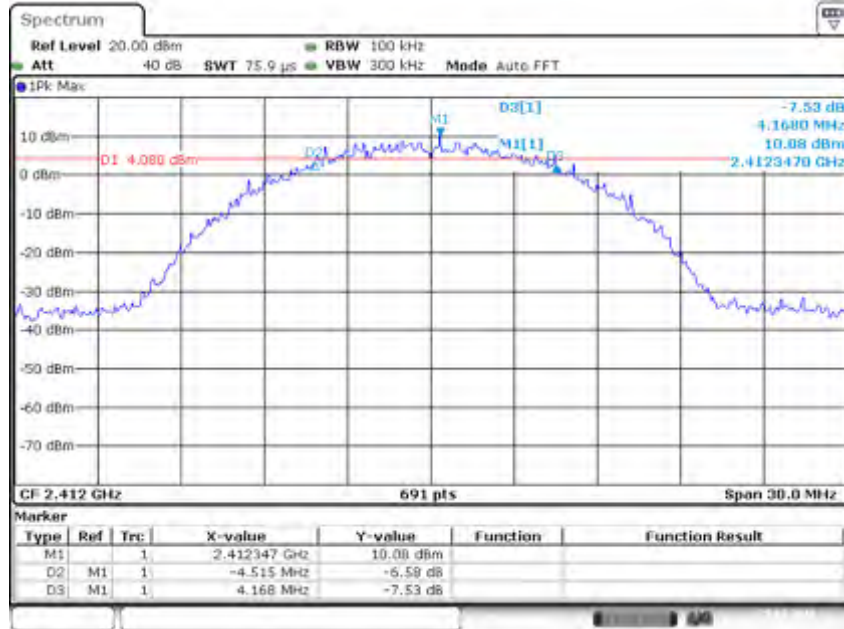
Date: 25.JUL.2016 19:11:52



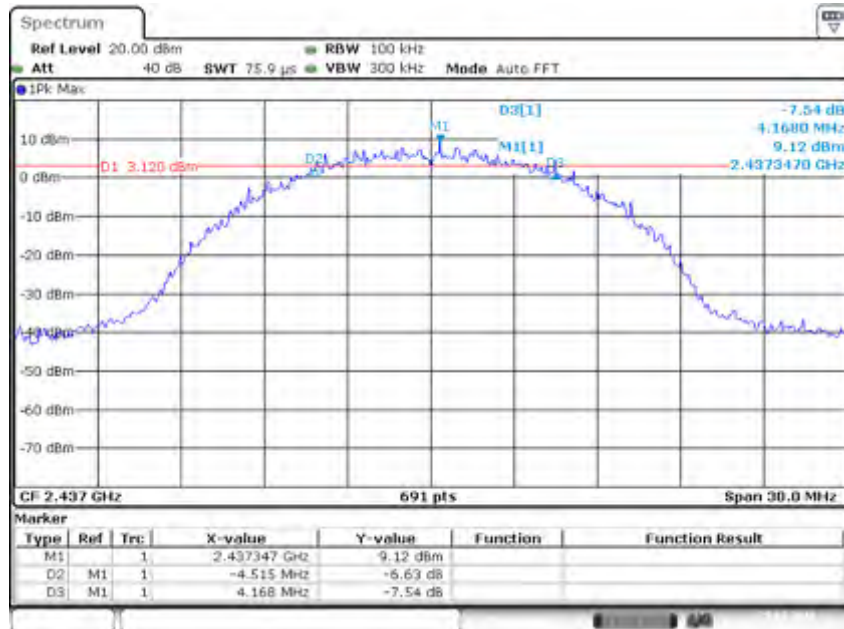
Date: 25.JUL.2016 19:12:19

Appendix A.2: 6dB Bandwidth

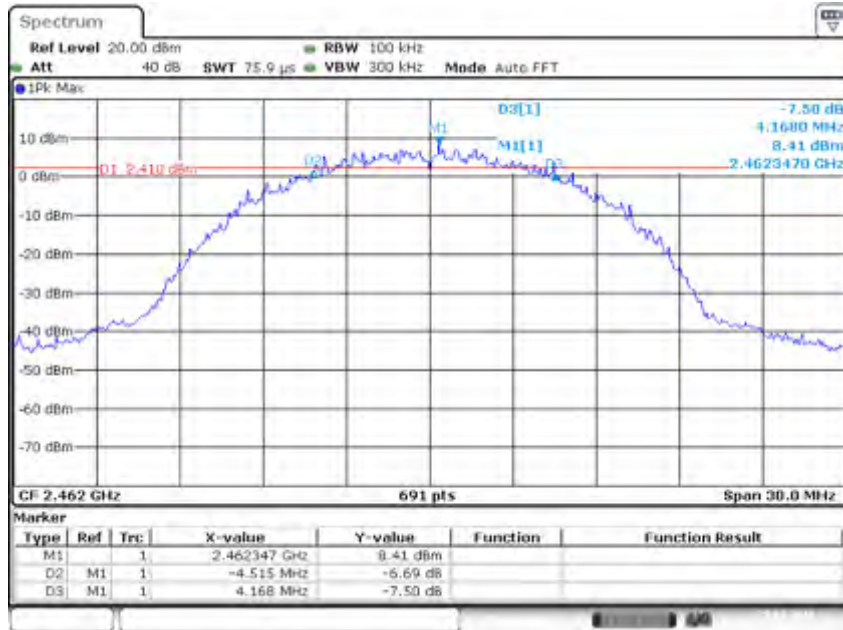
Wi-Fi 802.11 b mode, 1 Mbps



Date: 25.JUL.2016 17:25:30

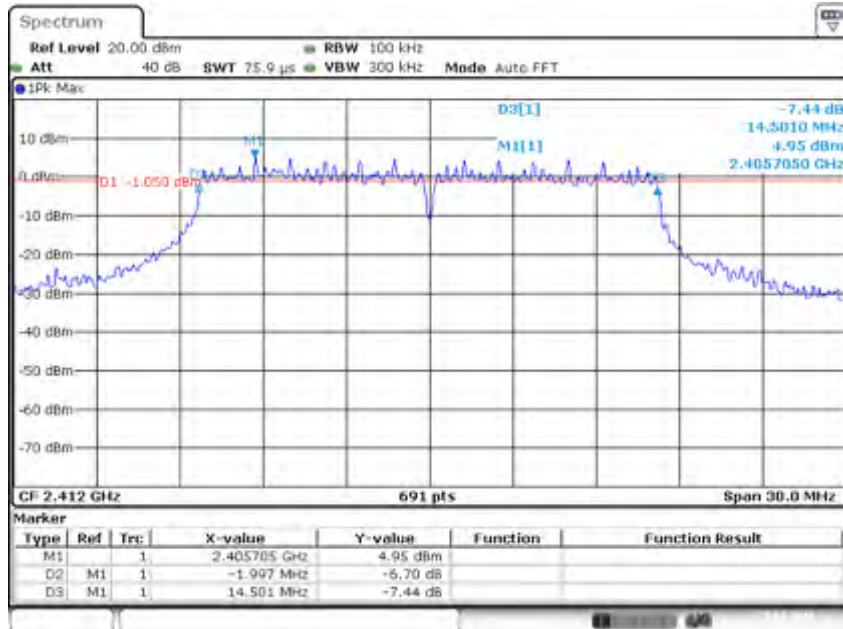


Date: 25.JUL.2016 17:27:26

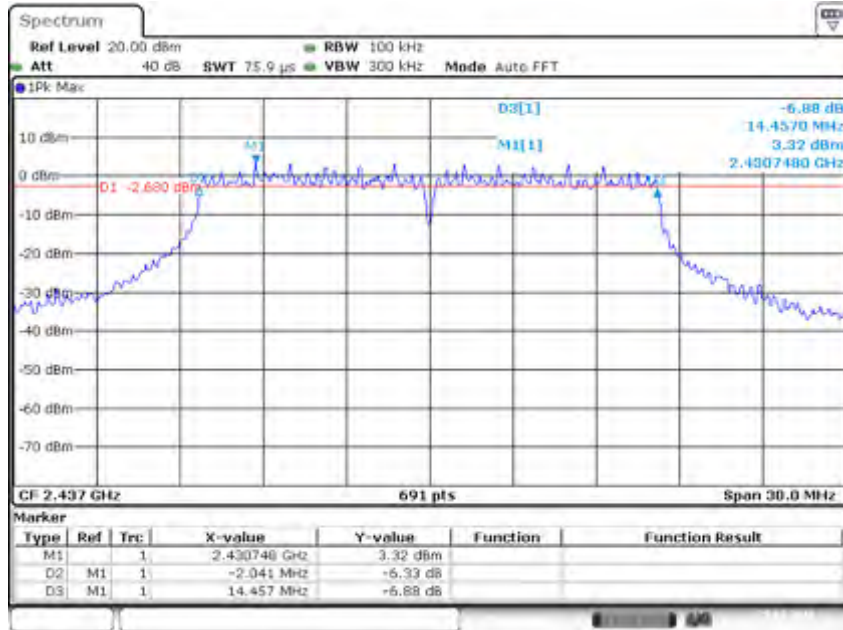


Date: 25.JUL.2016 17:28:47

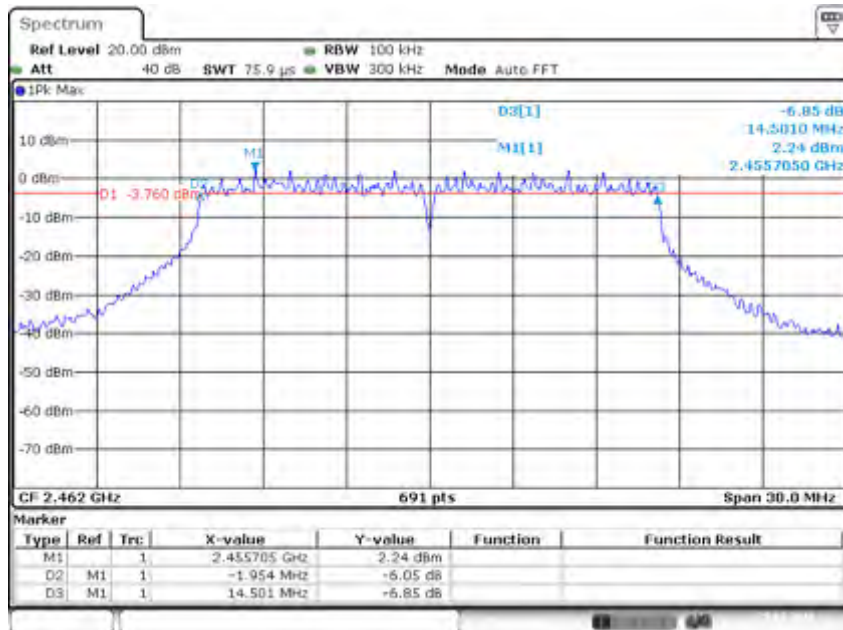
Wi-Fi 802.11 g mode, 6 Mbps



Date: 25.JUL.2016 18:07:46

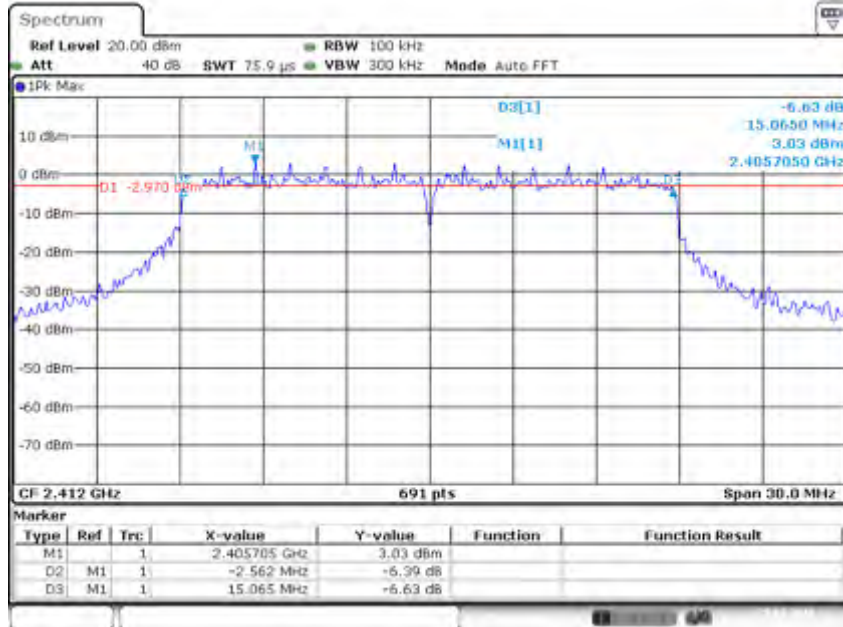


Date: 25.JUL.2016 18:09:39

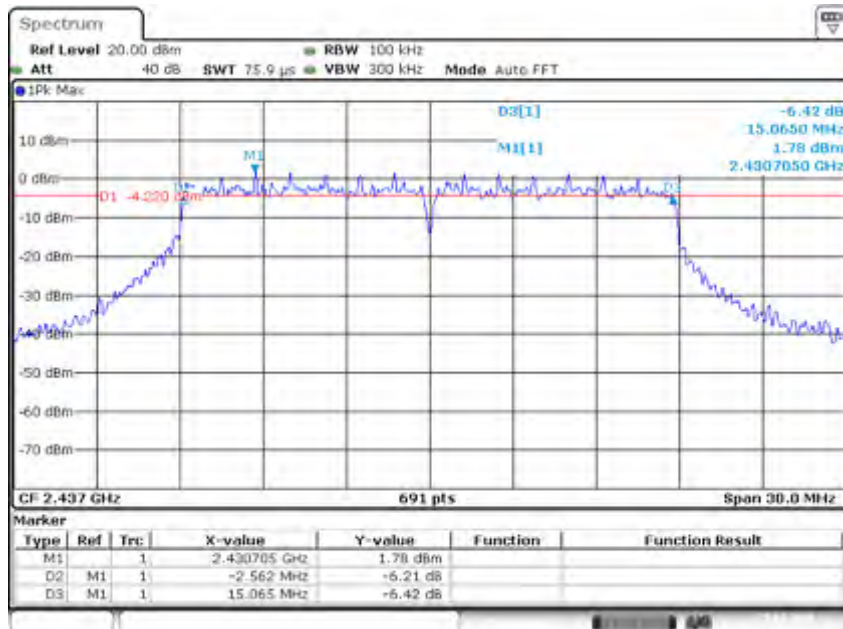


Date: 25.JUL.2016 18:11:19

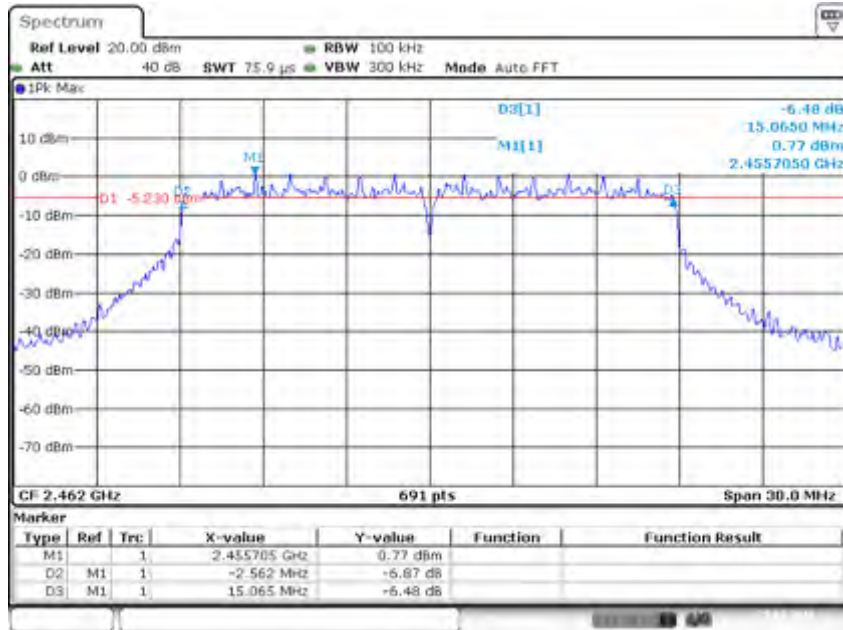
Wi-Fi 802.11 n(HT20) mode, MCS0 Mbps



Date: 25.JUL.2016 18:27:32

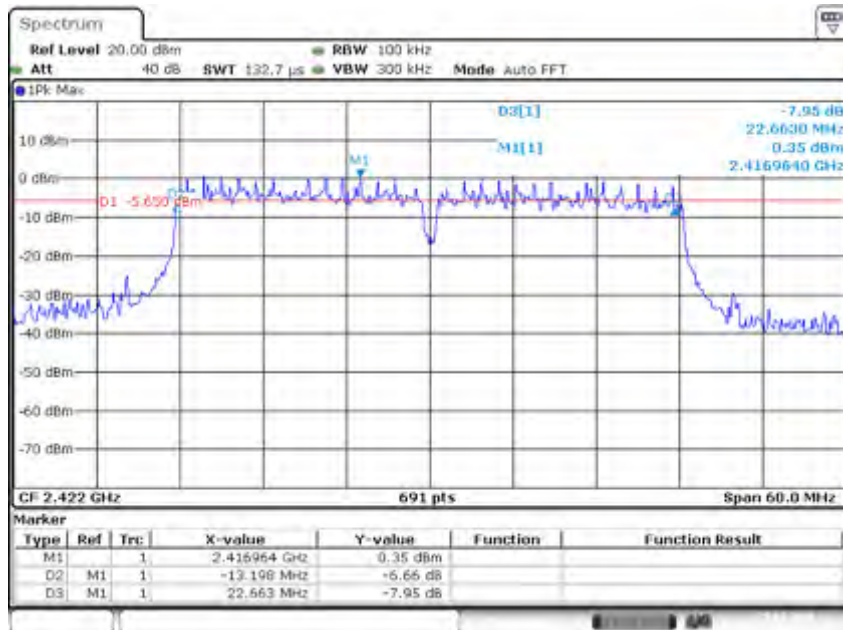


Date: 25.JUL.2016 18:29:21

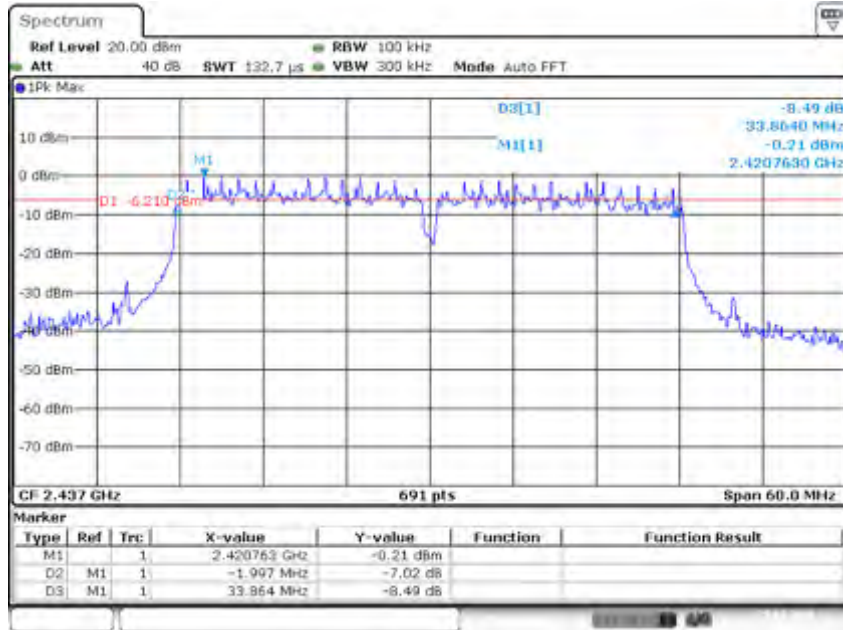


Date: 25.JUL.2016 18:31:31

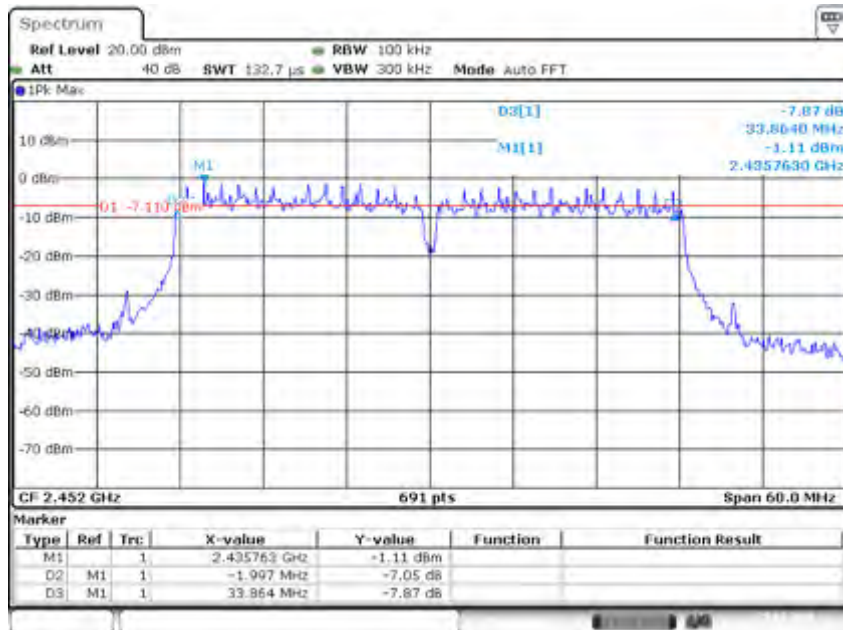
Wi-Fi 802.11 n(HT40) mode, MCS0 Mbps



Date: 25.JUL.2016 18:52:00



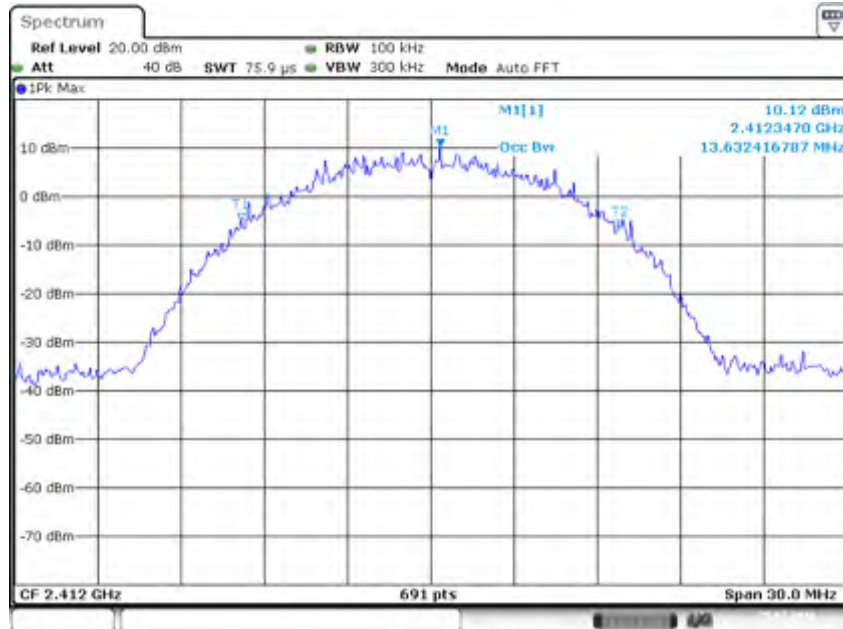
Date: 25.JUL.2016 18:53:46



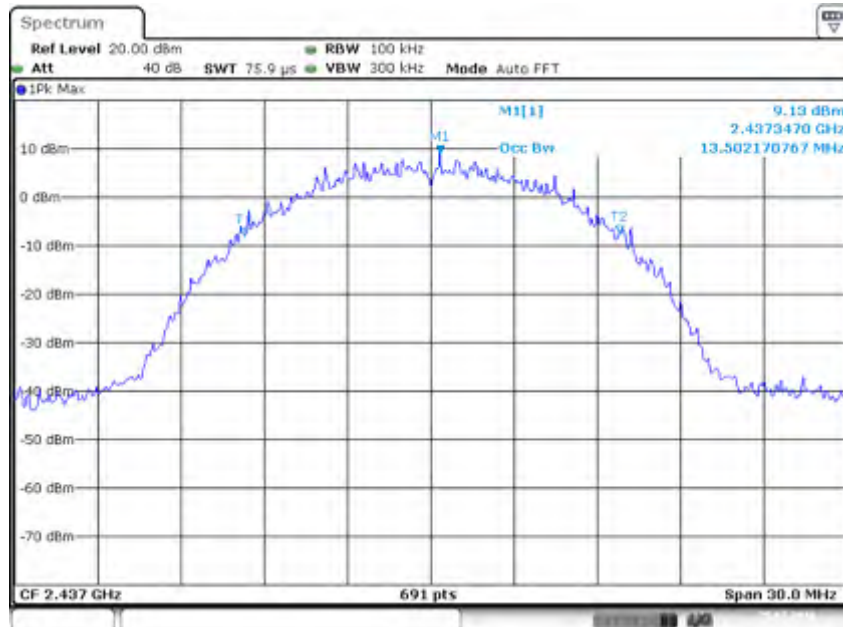
Date: 25.JUL.2016 18:55:13

Appendix A.3: 99% Bandwidth

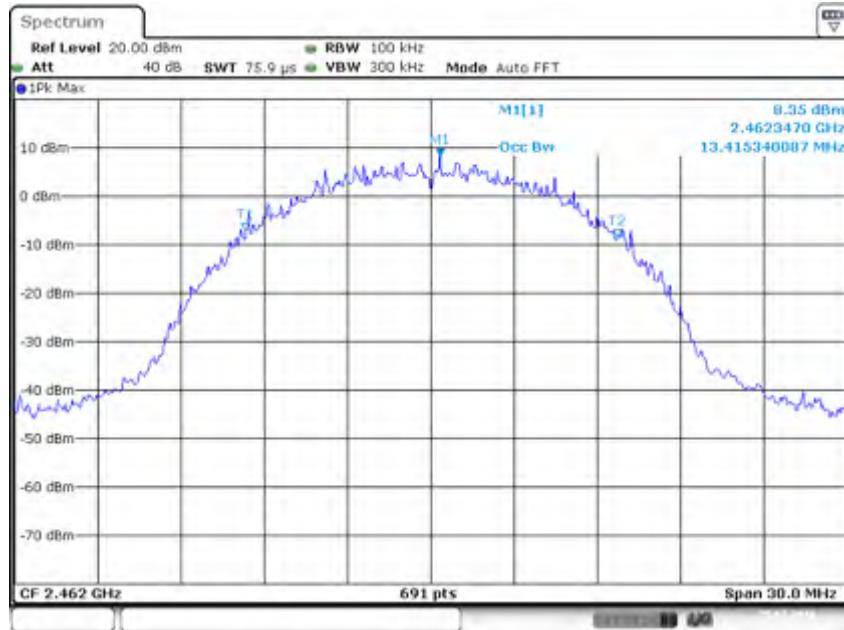
Wi-Fi 802.11 b mode, 1 Mbps



Date: 25.JUL.2016 17:30:17

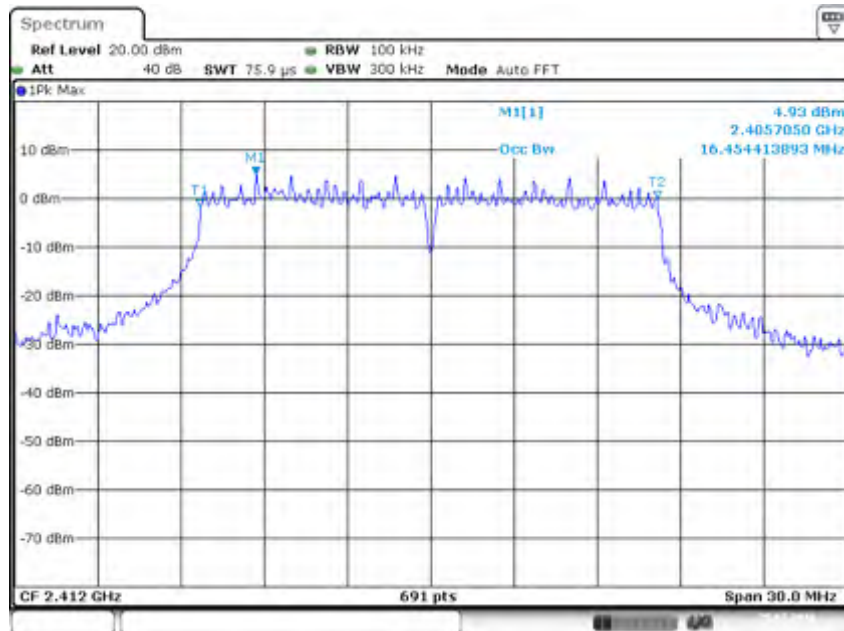


Date: 25.JUL.2016 17:30:58

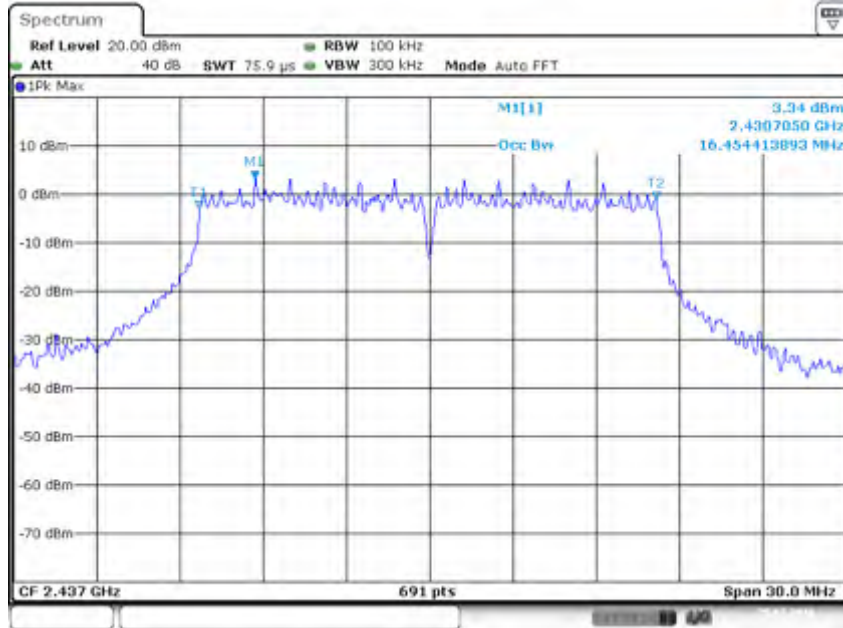


Date: 25.JUL.2016 17:31:29

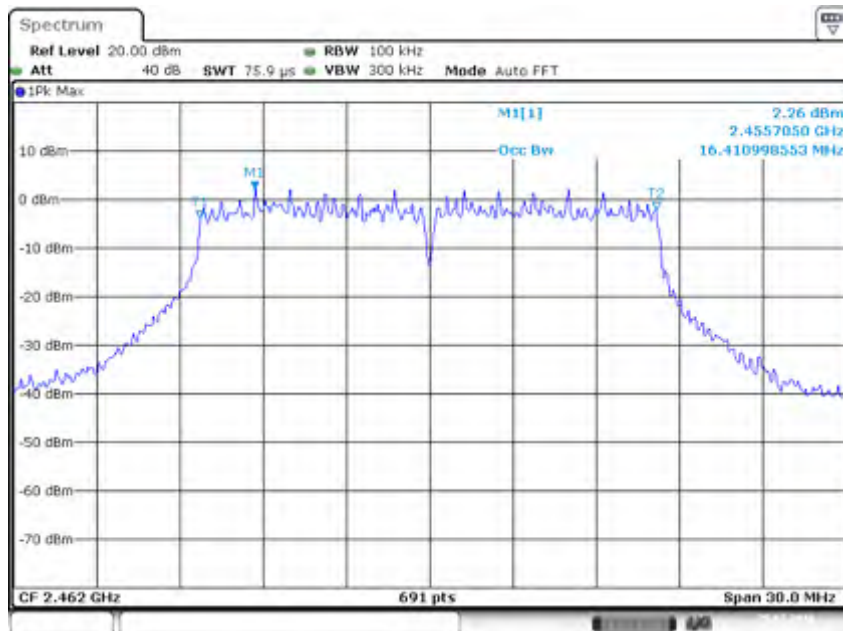
Wi-Fi 802.11 g mode, 6 Mbps



Date: 25.JUL.2016 18:14:15

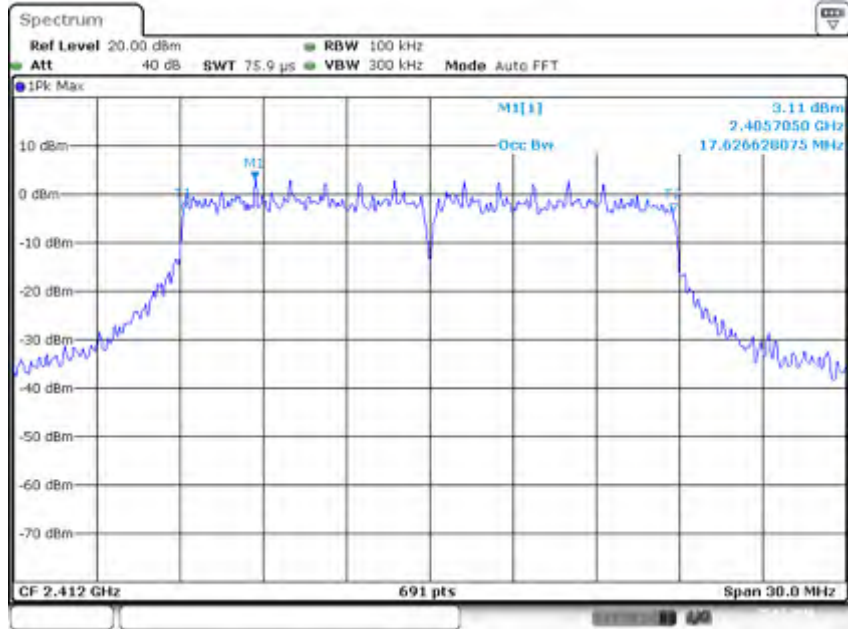


Date: 25.JUL.2016 18:13:26

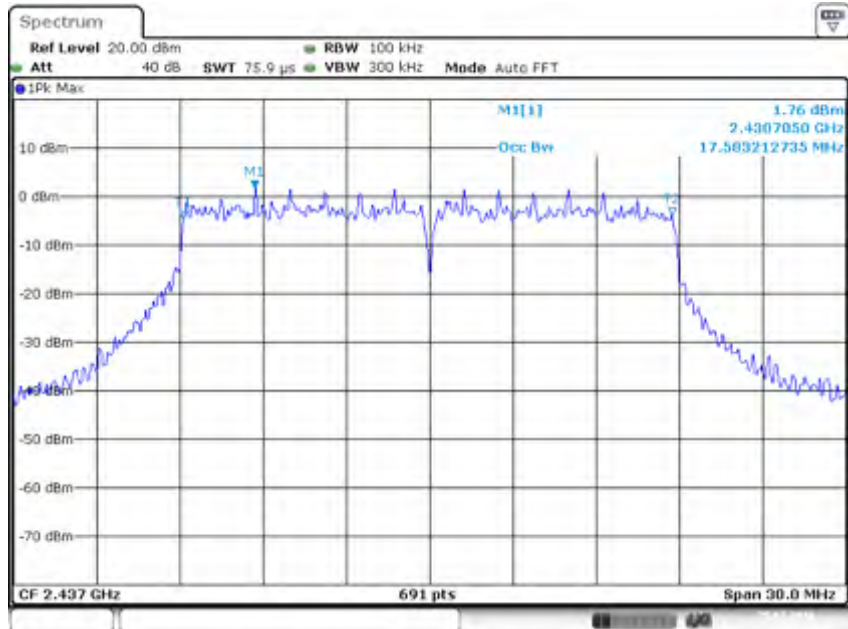


Date: 25.JUL.2016 18:12:49

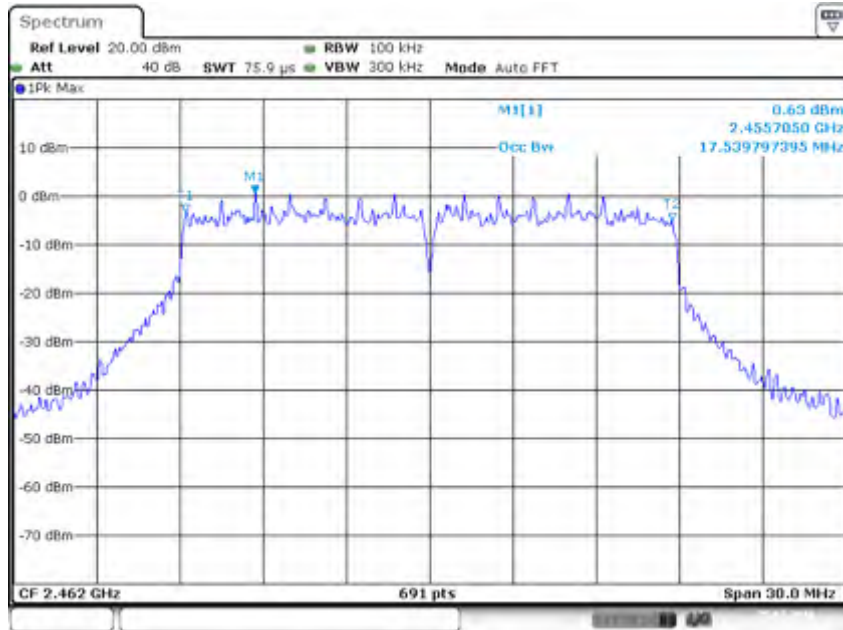
Wi-Fi 802.11 n(HT20) mode, MCS0 Mbps



Date: 25.JUL.2016 18:33:36

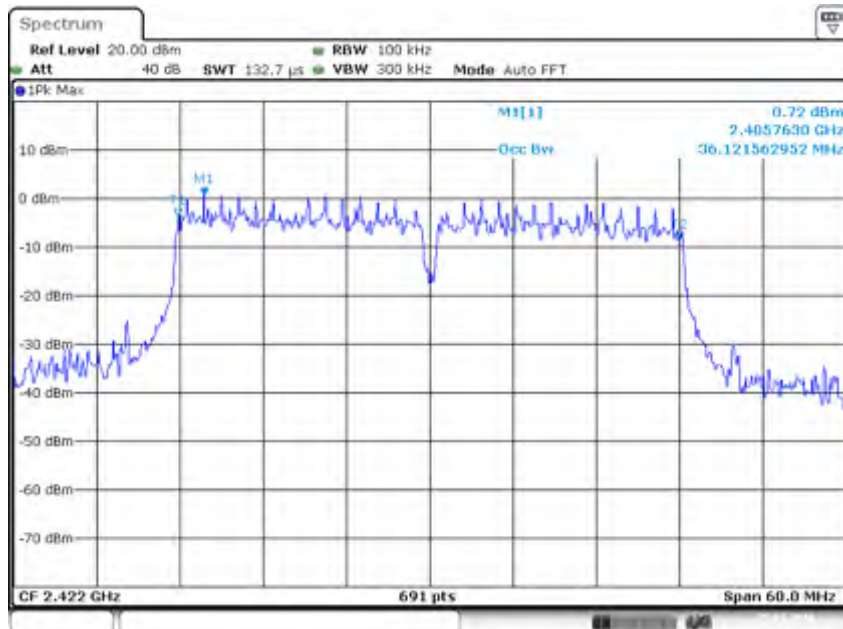


Date: 25.JUL.2016 18:33:02

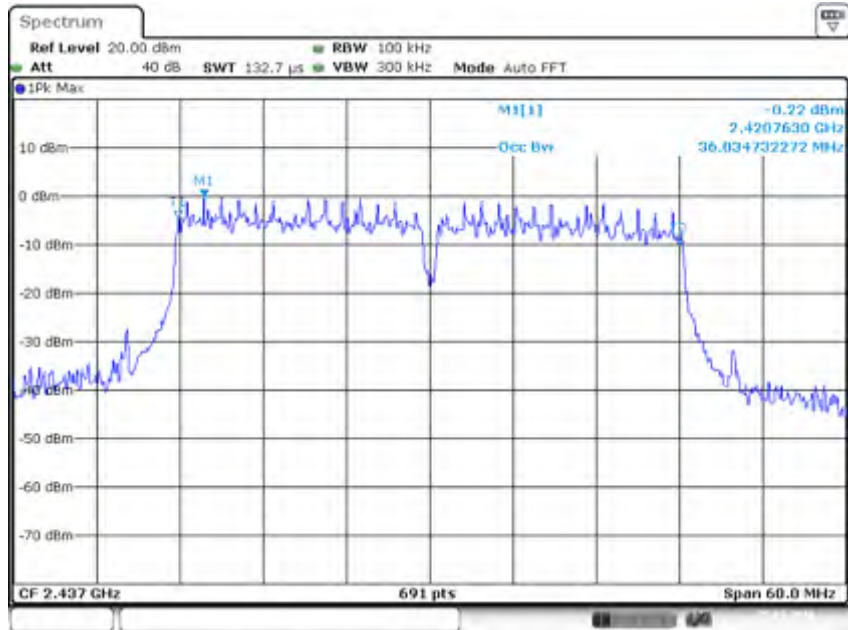


Date: 25.JUL.2016 18:32:26

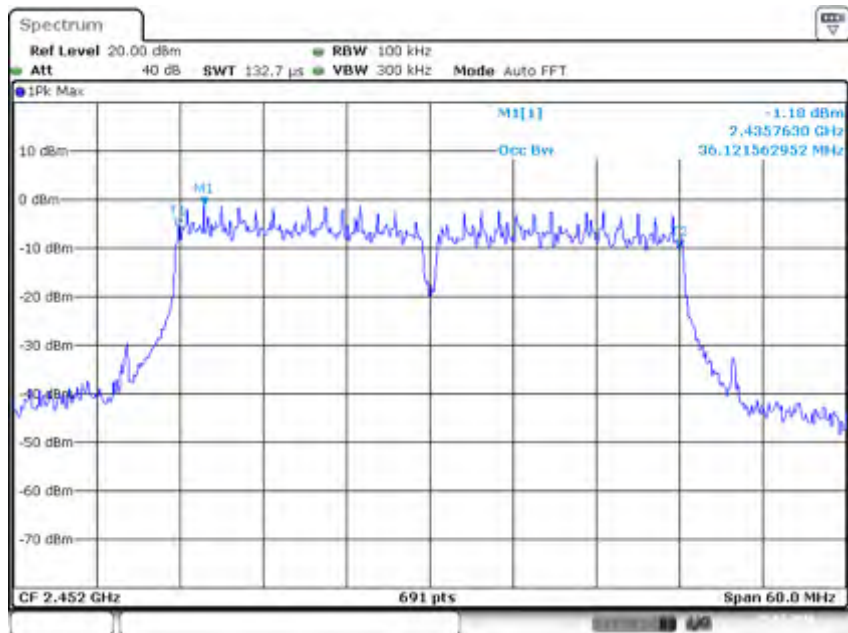
Wi-Fi 802.11 n(HT40) mode, MCS0 Mbps



Date: 25.JUL.2016 18:57:55

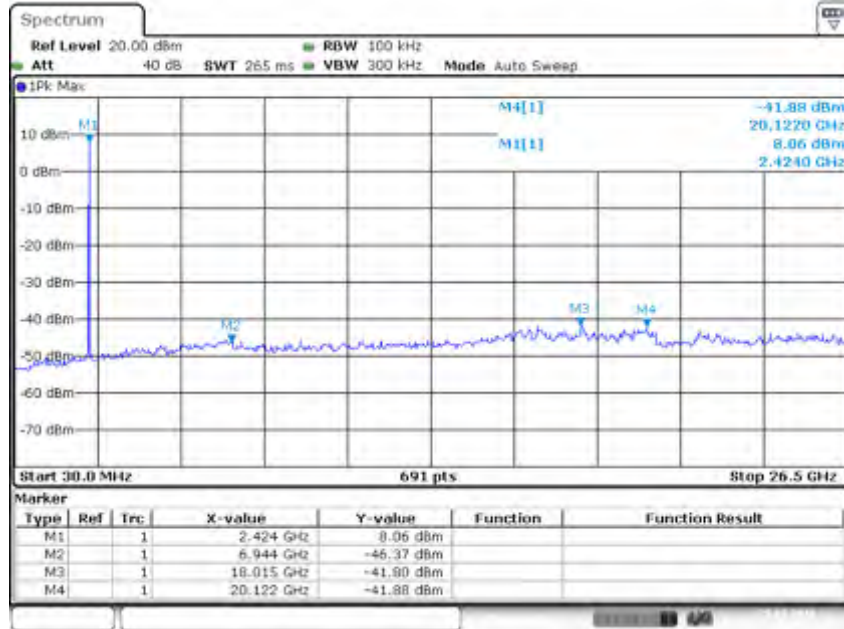


Date: 25.JUL.2016 18:57:20

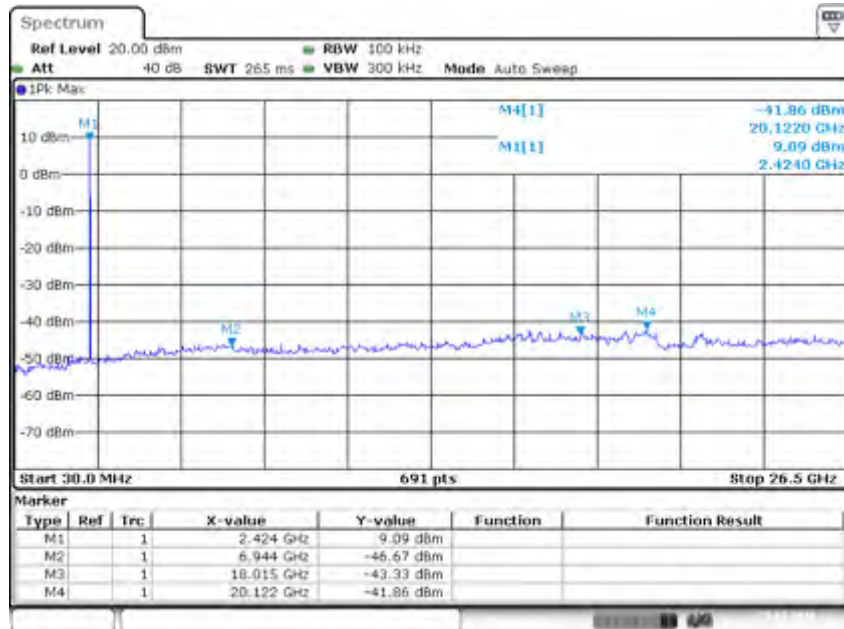


Date: 25.JUL.2016 18:56:27

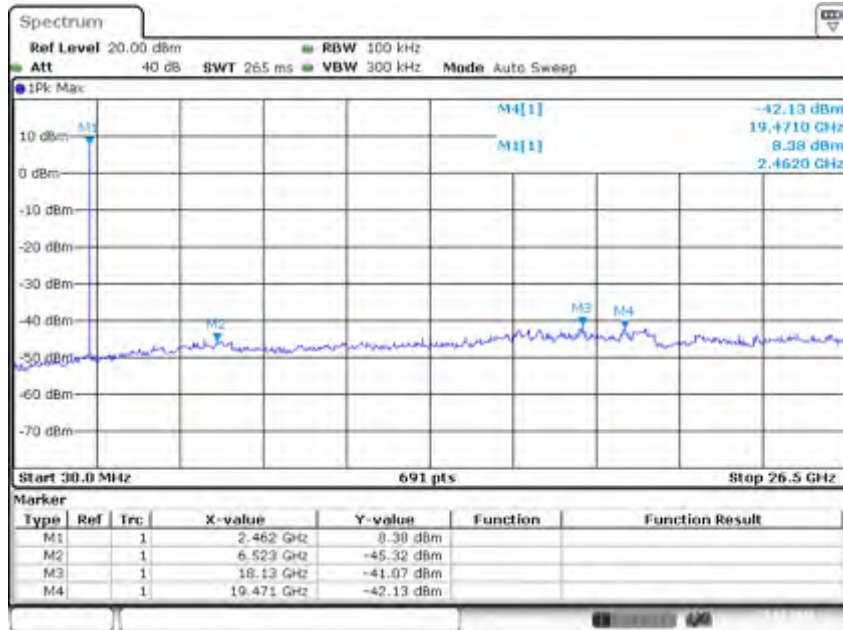
Appendix A.4: Conducted Spurious Emissions Measured in 100 kHz Bandwidth
Wi-Fi 802.11 b mode, 1 Mbps



Date: 25.JUL.2016 17:37:53

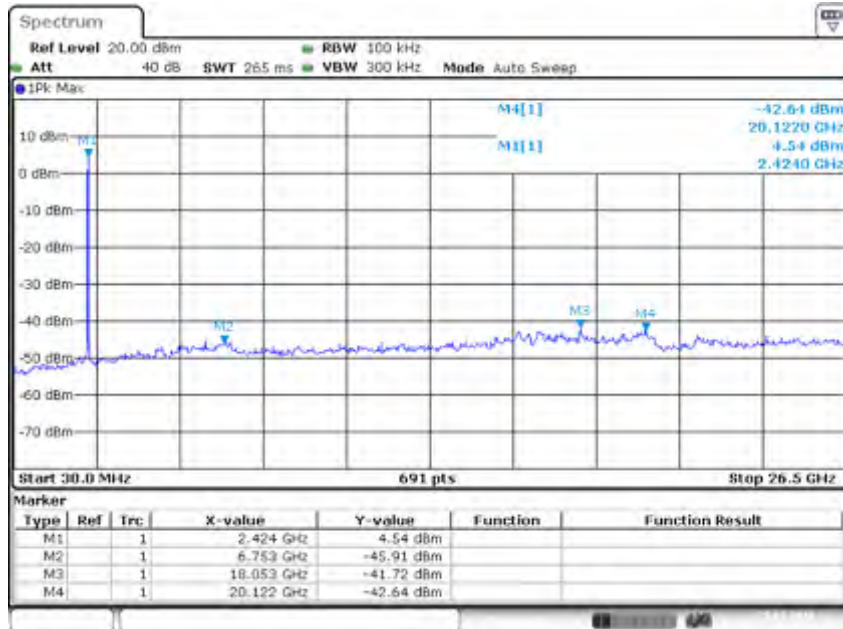


Date: 25.JUL.2016 17:39:02

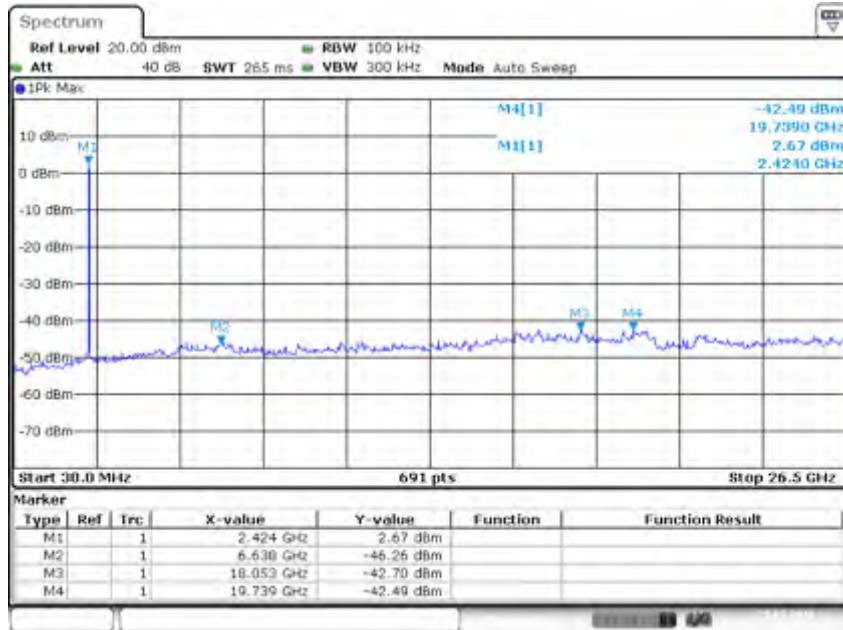


Date: 25.JUL.2016 17:40:48

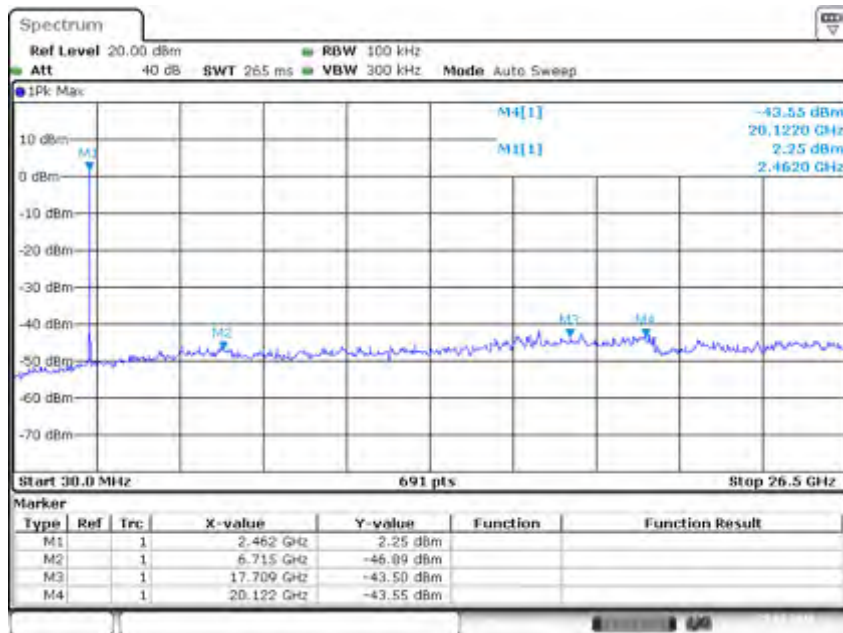
Wi-Fi 802.11 g mode, 6 Mbps



Date: 25.JUL.2016 18:21:29

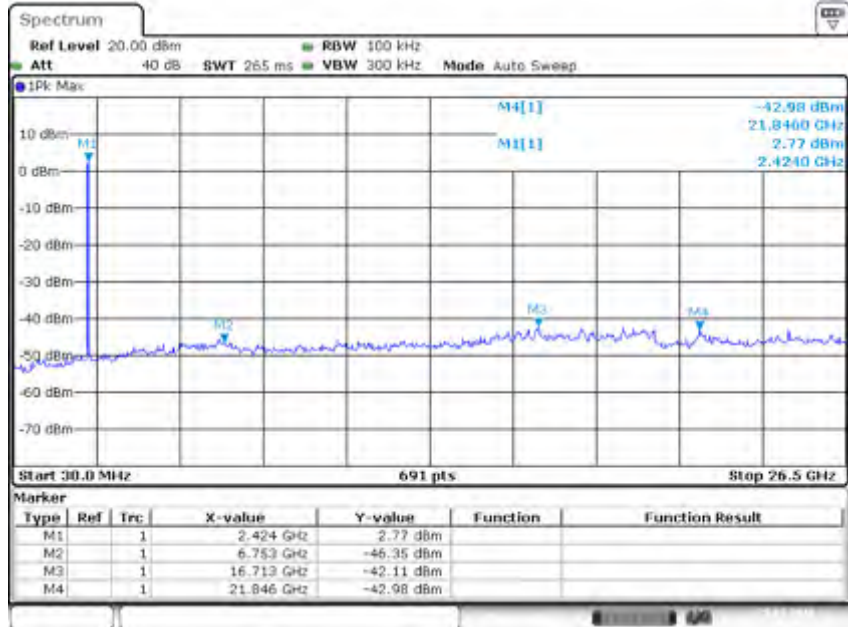


Date: 25.JUL.2016 18:20:54

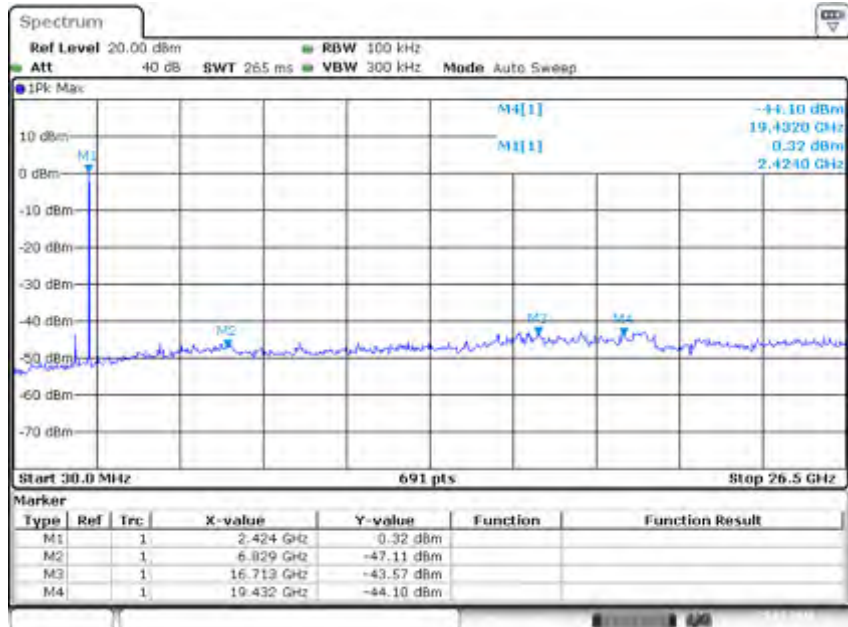


Date: 25.JUL.2016 18:19:39

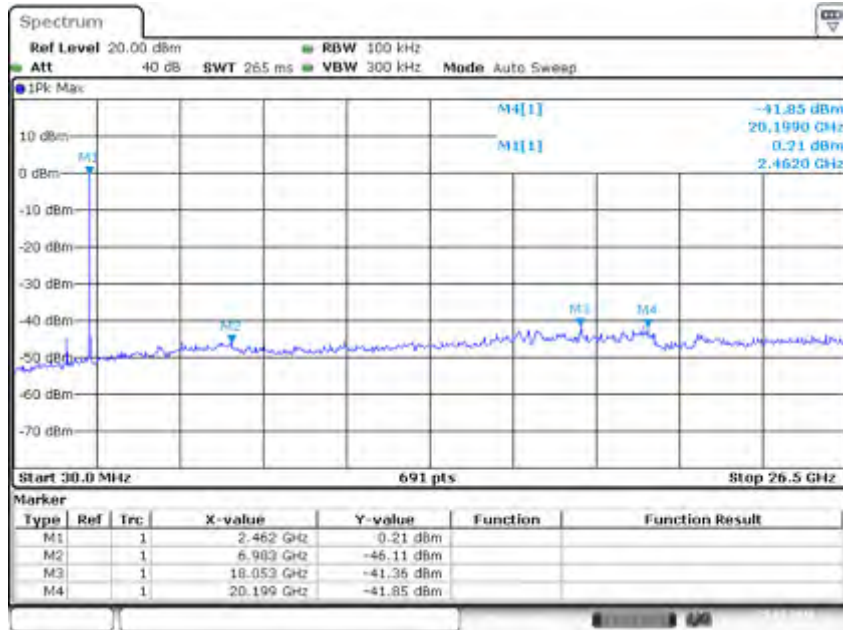
Wi-Fi 802.11 n(HT20) mode, MCS0 Mbps



Date: 25.JUL.2016 18:43:14

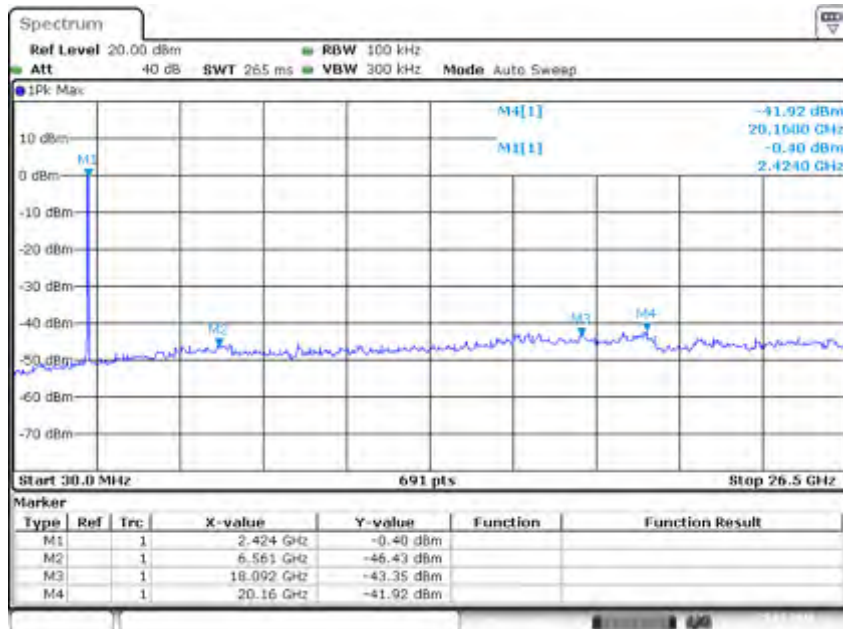


Date: 25.JUL.2016 18:42:32

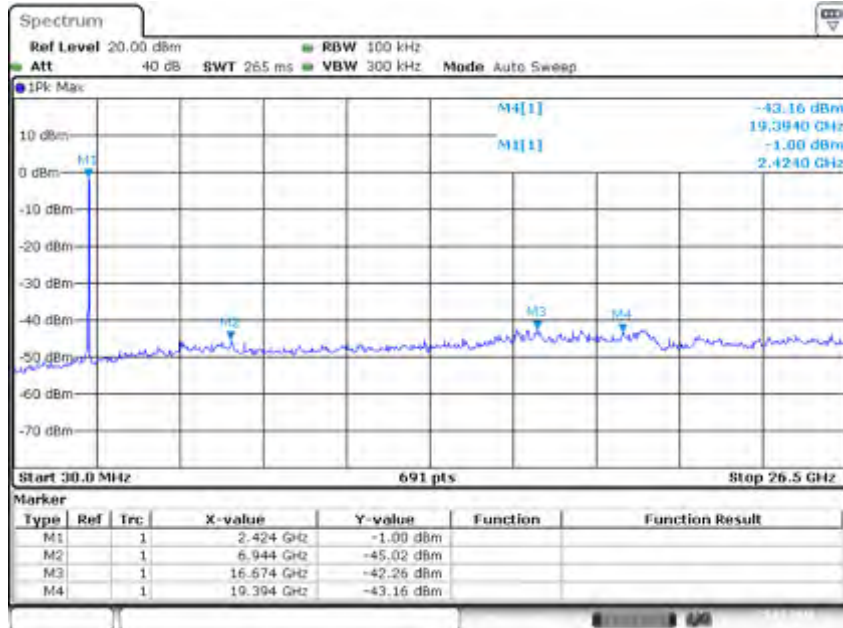


Date: 25.JUL.2016 18:39:09

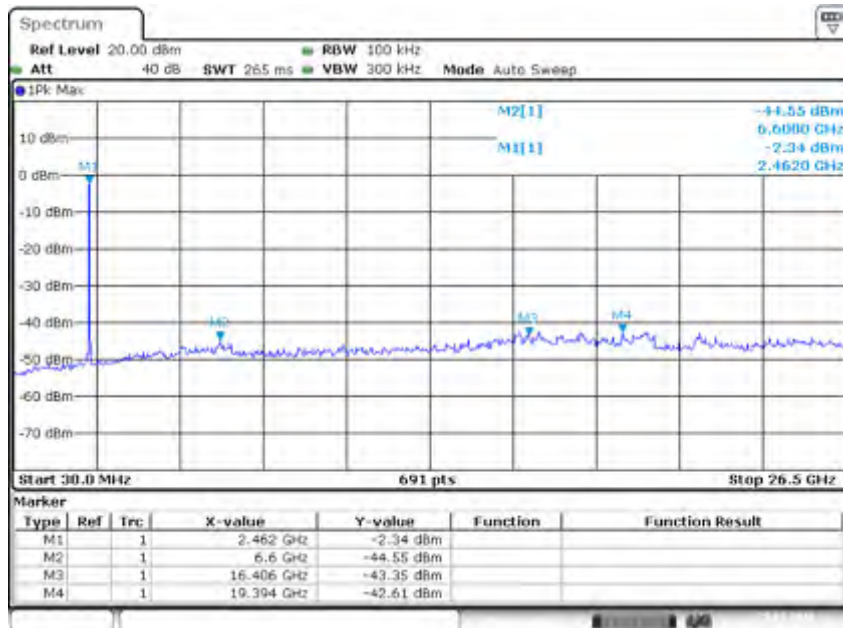
Wi-Fi 802.11 n(HT40) mode, MCS0 Mbps



Date: 25.JUL.2016 19:10:12

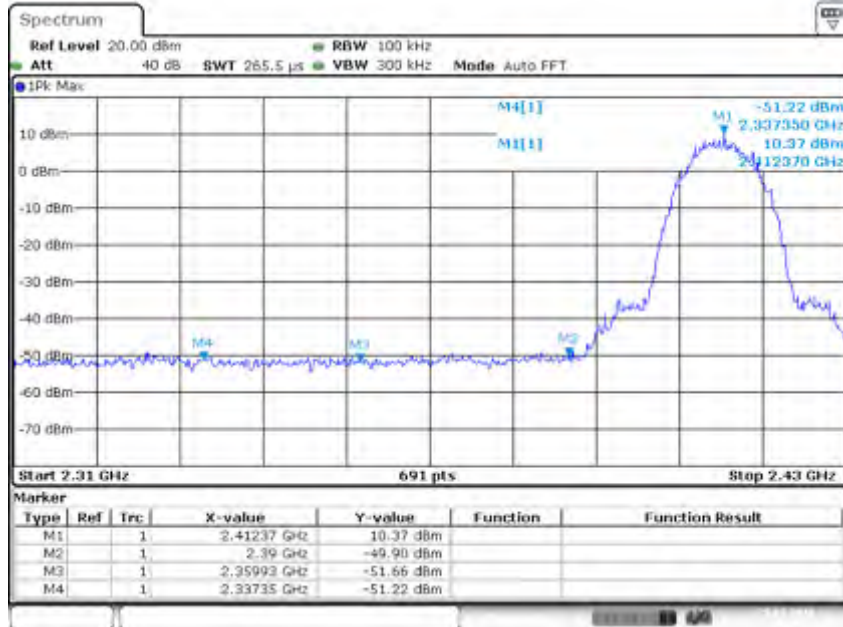


Date: 25.JUL.2016 19:08:45

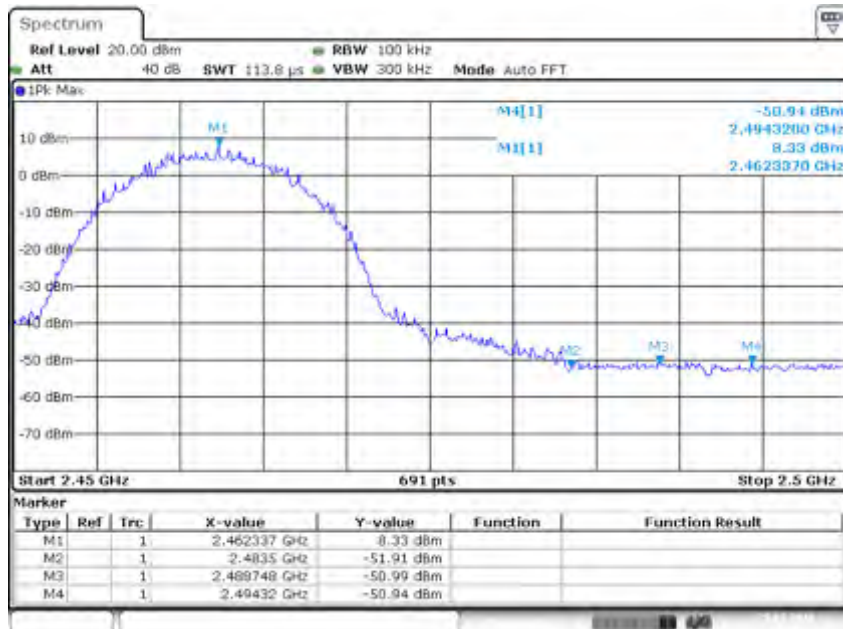


Date: 25.JUL.2016 19:07:27

Wi-Fi 802.11 b mode, Band Edge

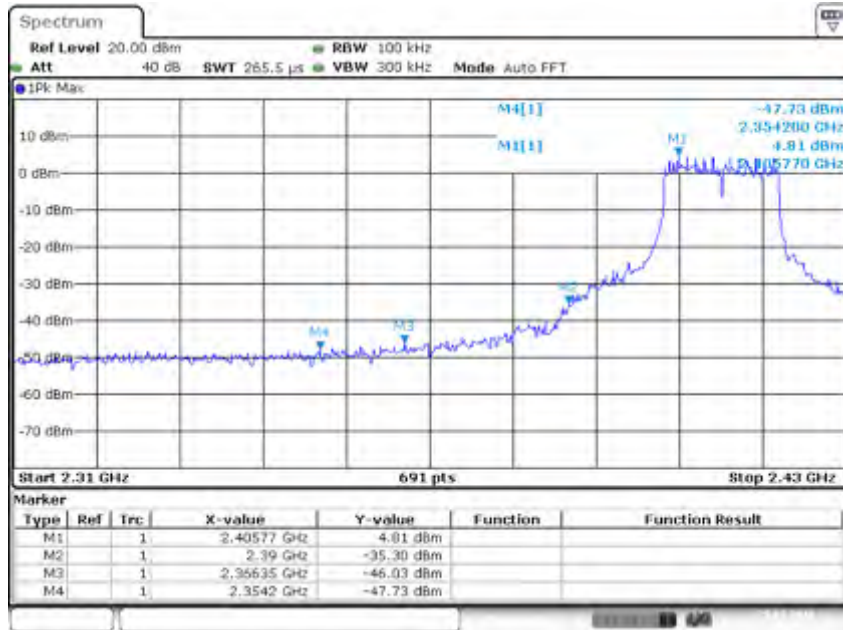


Date: 25.JUL.2016 17:35:57

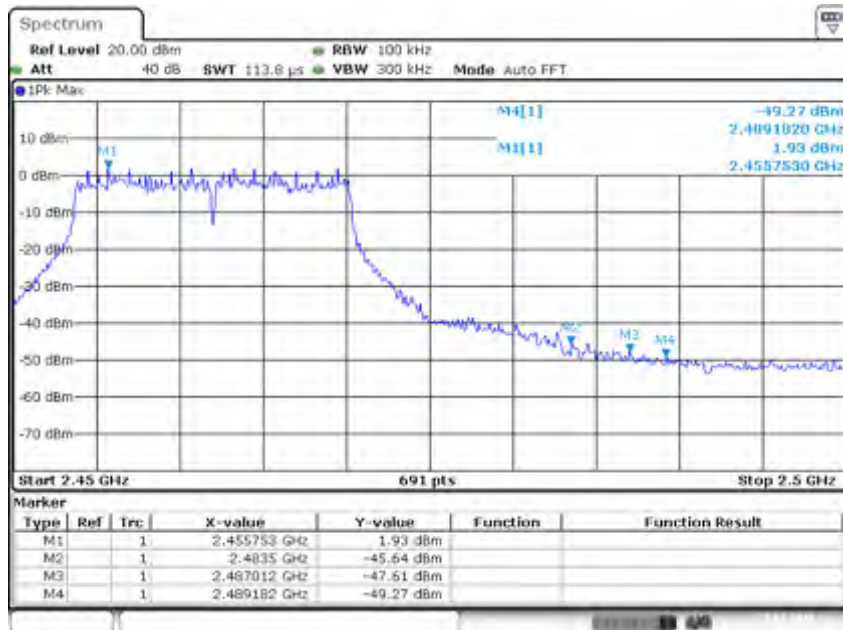


Date: 25.JUL.2016 17:33:16

Wi-Fi 802.11 g mode, Band Edge

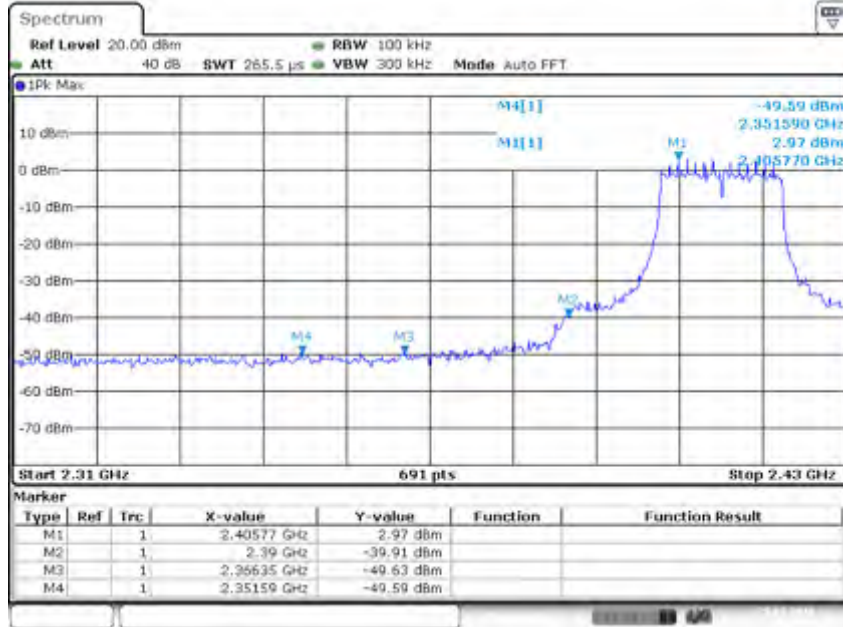


Date: 25.JUL.2016 18:15:49

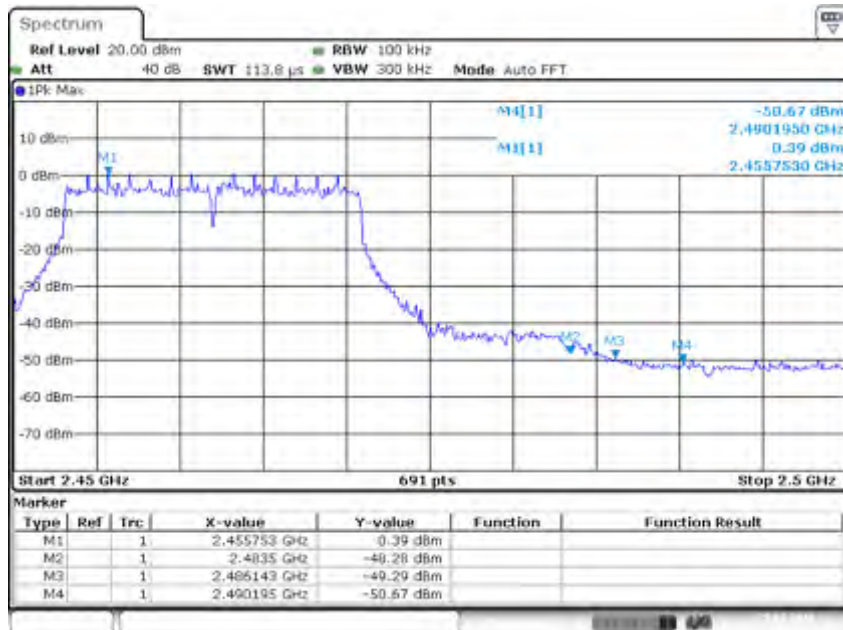


Date: 25.JUL.2016 18:17:17

Wi-Fi 802.11 n(HT20) mode, Band Edge

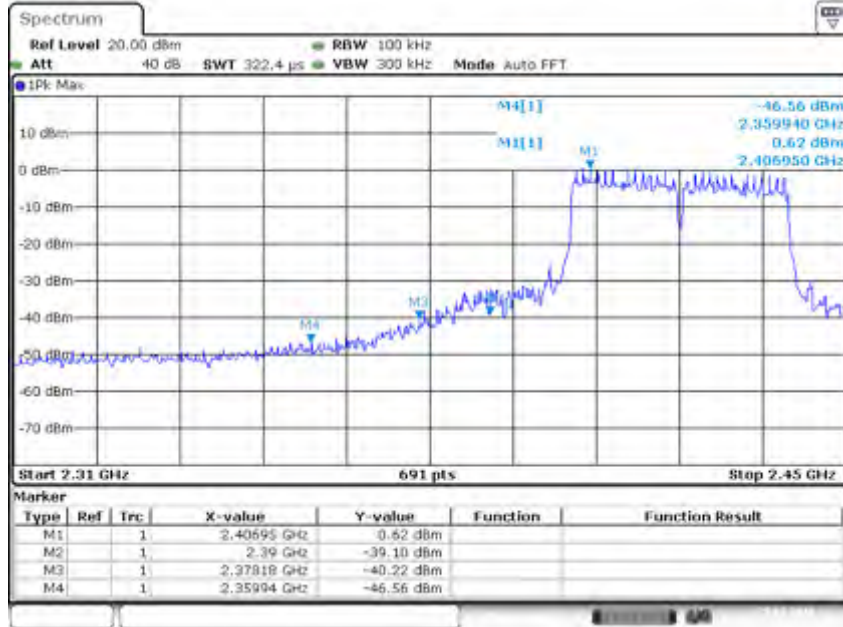


Date: 25.JUL.2016 18:35:07

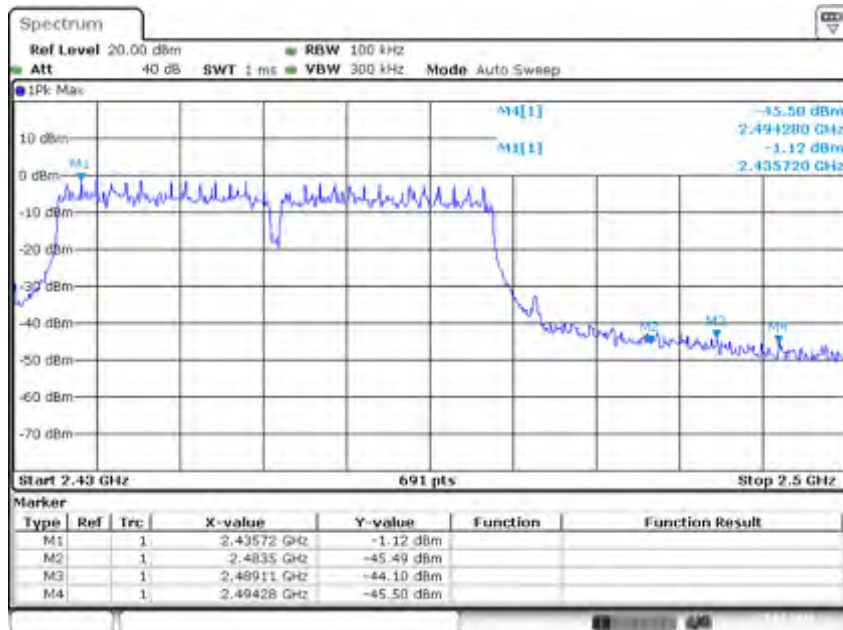


Date: 25.JUL.2016 18:36:36

Wi-Fi 802.11 n(HT40) mode, Band Edge



Date: 25.JUL.2016 19:01:11



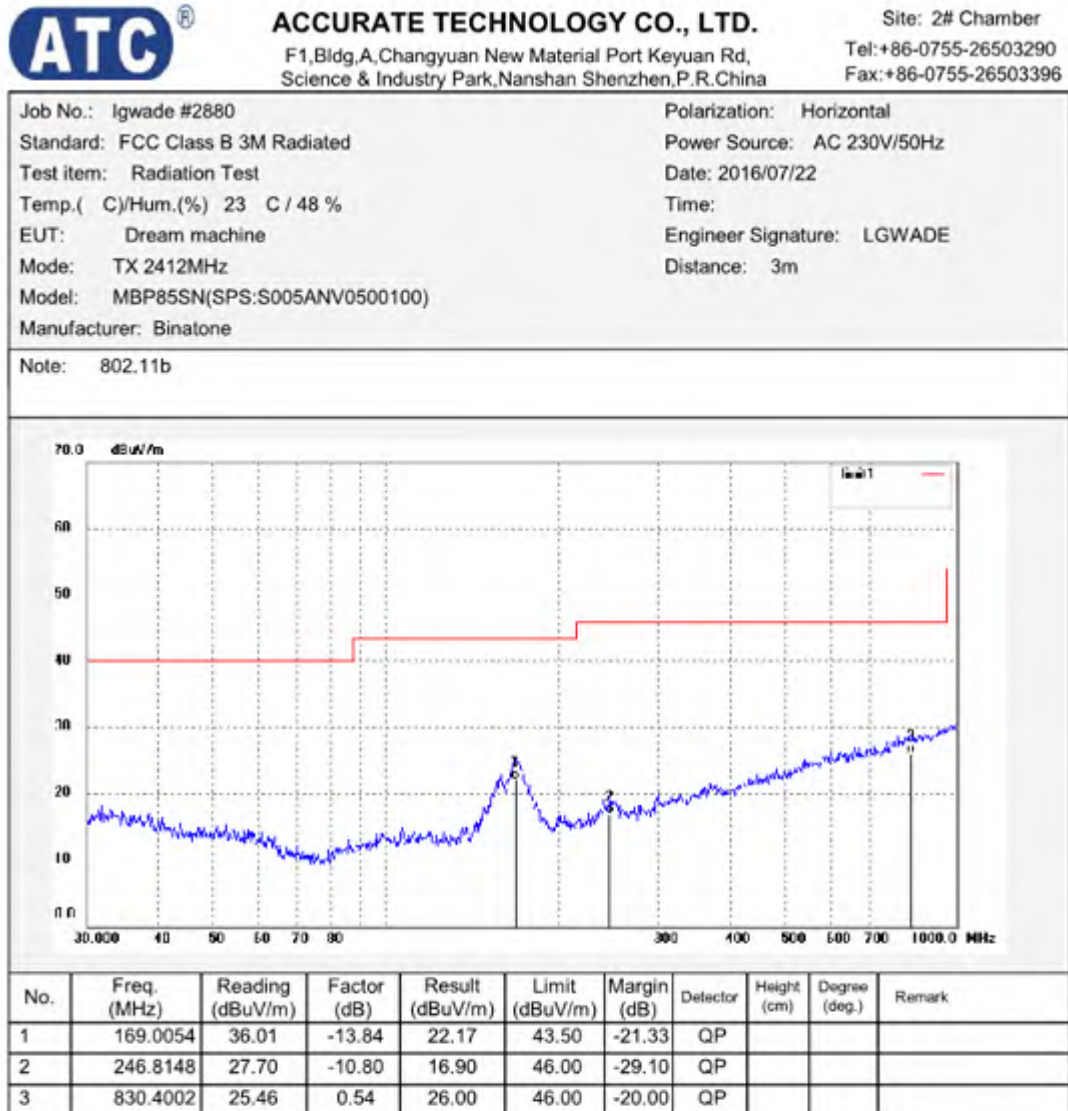
Date: 25.JUL.2016 19:03:05

Appendix B

Test Results of Wi-Fi 802.11b/g/n of Radiated Testing

APPENDIX B	1
APPENDIX B.1: TEST RESULTS OF RADIATED SPURIOUS EMISSIONS	2
<i>Wi-Fi 802.11 b mode, 1 Mbps</i>	2
<i>Wi-Fi 802.11 g mode, 6 Mbps</i>	14
<i>Wi-Fi 802.11 n(HT20) mode, MCS0 Mbps</i>	26
<i>Wi-Fi 802.11 n(HT40) mode, MCS0 Mbps</i>	38
APPENDIX B.2: TEST RESULTS OF RADIATED EMISSIONS IN RESTRICTED BANDS	50
<i>Wi-Fi 802.11 b mode, 1 Mbps</i>	50
<i>Wi-Fi 802.11 g mode, 6 Mbps</i>	54
<i>Wi-Fi 802.11 n(HT20) mode, MCS0 Mbps</i>	58
<i>Wi-Fi 802.11 n(HT40) mode, MCS0 Mbps</i>	62
APPENDIX B.3: TEST RESULTS OF CONDUCTED EMISSION ON AC MAINS	66
<i>Adapter #1, B mode (Part 15 C)</i>	66
<i>Adapter #1, C mode (Part 15 B)</i>	68
<i>Adapter #2, B mode (Part 15 C)</i>	70
<i>Adapter #2, C mode (Part 15 B)</i>	72
APPENDIX B.4: TEST RESULTS OF RADIATED EMISSION	74
<i>Adapter #1, C mode (Part 15 B)</i>	74
<i>Adapter #2, C mode (Part 15 B)</i>	78

Appendix B.1: Test Results of Radiated Spurious Emissions
Wi-Fi 802.11 b mode, 1 Mbps
30MHz - 1GHz



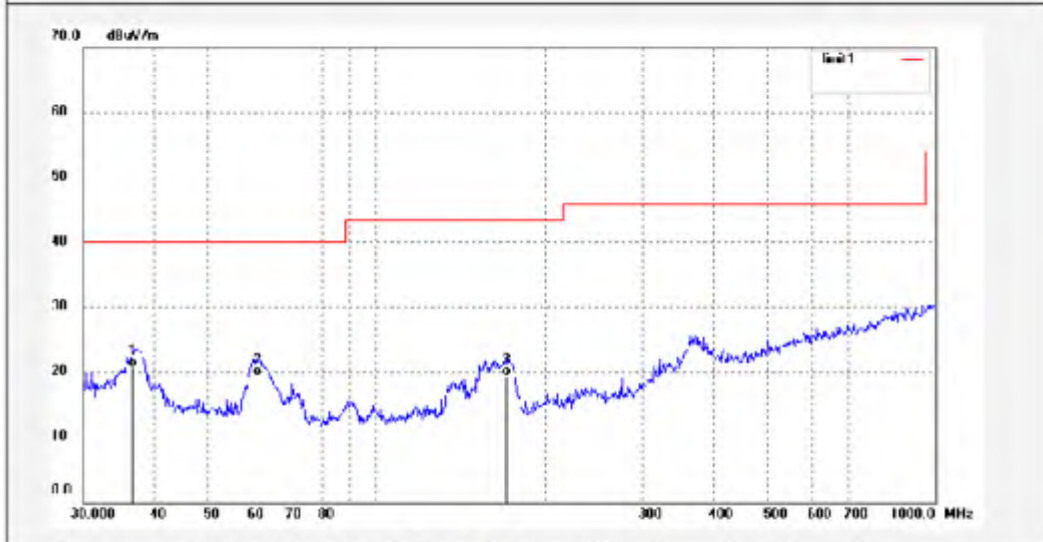


ACCURATE TECHNOLOGY CO., LTD.
F1,Bldg,A,Changyuan New Material Port Keyuan Rd,
Science & Industry Park,Nanshan Shenzhen,P.R.China

Site: 2# Chamber
Tel:+86-0755-26503290
Fax:+86-0755-26503396

Job No.: Igwade #2881	Polarization: Vertical
Standard: FCC Class B 3M Radiated	Power Source: AC 230V/50Hz
Test item: Radiation Test	Date: 2016/07/22
Temp.(C)/Hum.(%) 23 C / 48 %	Time:
EUT: Dream machine	Engineer Signature: LGWADE
Mode: TX 2412MHz	Distance: 3m
Model: MBP85SN(SPS:S005ANV0500100)	
Manufacturer: Binatone	

Note: 802.11b



No.	Freq. (MHz)	Reading (dBuV/m)	Factor (dB)	Result (dBuV/m)	Limit (dBuV/m)	Margin (dB)	Detector	Height (cm)	Degree (deg.)	Remark
1	36.7661	31.56	-10.81	20.75	40.00	-19.25	QP			
2	61.5617	33.90	-14.49	19.41	40.00	-20.59	QP			
3	170.7925	33.06	-13.68	19.38	43.50	-24.12	QP			

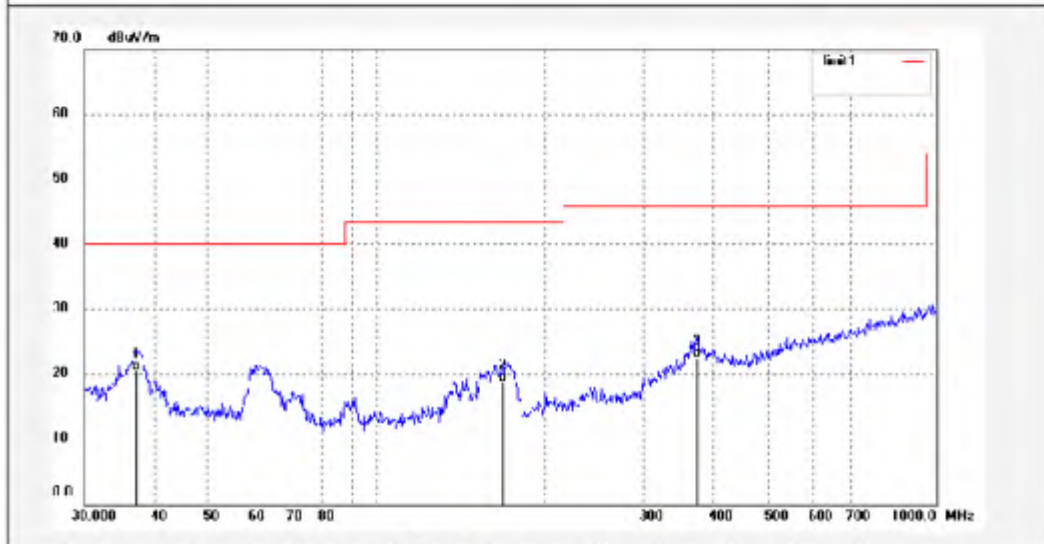


ACCURATE TECHNOLOGY CO., LTD.
F1,Bldg,A,Changyuan New Material Port Keyuan Rd,
Science & Industry Park,Nanshan Shenzhen,P.R.China

Site: 2# Chamber
Tel:+86-0755-26503290
Fax:+86-0755-26503396

Job No.: Igwade #2882	Polarization: Vertical
Standard: FCC Class B 3M Radiated	Power Source: AC 230V/50Hz
Test item: Radiation Test	Date: 2016/07/22
Temp.(C)/Hum.(%) 23 C / 48 %	Time:
EUT: Dream machine	Engineer Signature: LGWADE
Mode: TX 2437MHz	Distance: 3m
Model: MBP85SN(SPS:S005ANV0500100)	
Manufacturer: Binatone	

Note: 802.11b



No.	Freq. (MHz)	Reading (dBuV/m)	Factor (dB)	Result (dBuV/m)	Limit (dBuV/m)	Margin (dB)	Detector	Height (cm)	Degree (deg.)	Remark
1	37.1550	31.53	-10.90	20.63	40.00	-19.37	QP			
2	167.8242	32.80	-14.02	18.78	43.50	-24.72	QP			
3	373.3110	29.97	-7.46	22.51	46.00	-23.49	QP			

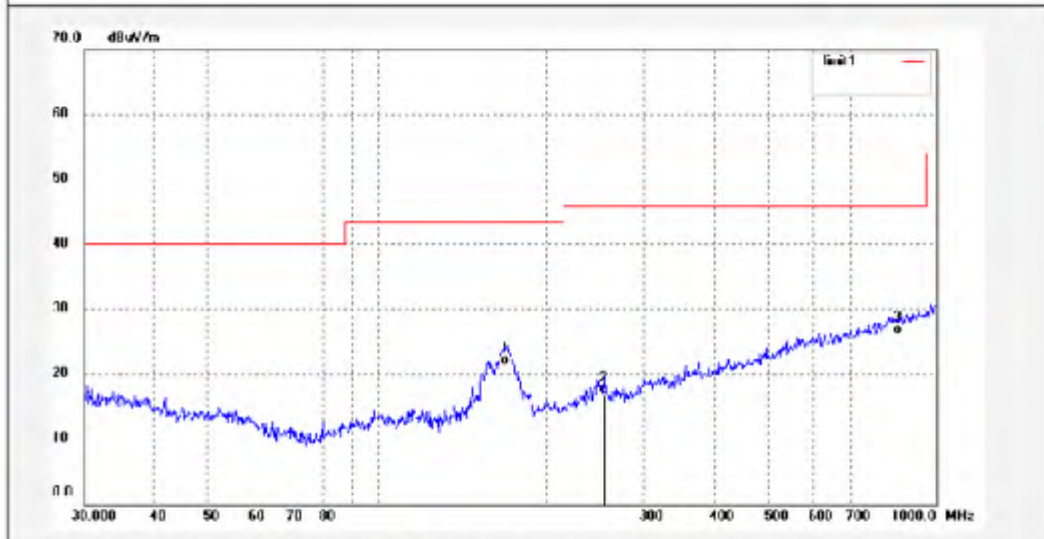


ACCURATE TECHNOLOGY CO., LTD.
F1,Bldg,A,Changyuan New Material Port Keyuan Rd,
Science & Industry Park,Nanshan Shenzhen,P.R.China

Site: 2# Chamber
Tel:+86-0755-26503290
Fax:+86-0755-26503396

Job No.: Igwade #2883	Polarization: Horizontal
Standard: FCC Class B 3M Radiated	Power Source: AC 230V/50Hz
Test item: Radiation Test	Date: 2016/07/22
Temp.(C)/Hum.(%) 23 C / 48 %	Time:
EUT: Dream machine	Engineer Signature: LGWADE
Mode: TX 2437MHz	Distance: 3m
Model: MBP85SN(SPS:S005ANV0500100)	
Manufacturer: Binatone	

Note: 802.11b



No.	Freq. (MHz)	Reading (dBuV/m)	Factor (dB)	Result (dBuV/m)	Limit (dBuV/m)	Margin (dB)	Detector	Height (cm)	Degree (deg.)	Remark
1	169.5989	35.19	-13.74	21.45	43.50	-22.05	QP			
2	254.7283	27.68	-10.76	16.92	46.00	-29.08	QP			
3	854.0247	25.40	0.74	26.14	46.00	-19.86	QP			

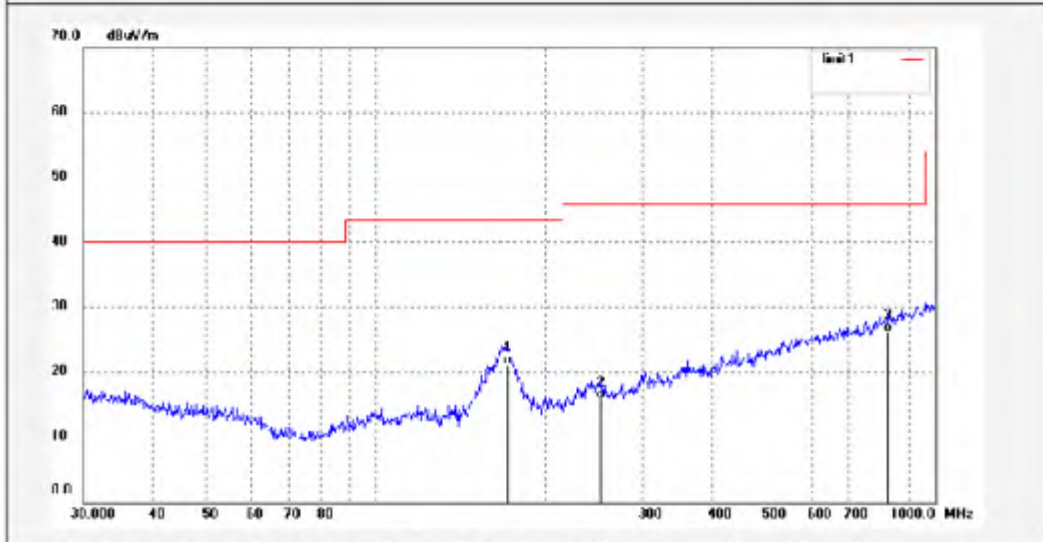


ACCURATE TECHNOLOGY CO., LTD.
F1,Bldg,A,Changyuan New Material Port Keyuan Rd,
Science & Industry Park,Nanshan Shenzhen,P.R.China

Site: 2# Chamber
Tel:+86-0755-26503290
Fax:+86-0755-26503396

Job No.: Igwade #2884	Polarization: Horizontal
Standard: FCC Class B 3M Radiated	Power Source: AC 230V/50Hz
Test item: Radiation Test	Date: 2016/07/22
Temp.(C)/Hum.(%) 23 C / 48 %	Time:
EUT: Dream machine	Engineer Signature: LGWADE
Mode: TX 2462MHz	Distance: 3m
Model: MBP85SN(SPS:S005ANV0500100)	
Manufacturer: Binatone	

Note: 802.11b



No.	Freq. (MHz)	Reading (dBuV/m)	Factor (dB)	Result (dBuV/m)	Limit (dBuV/m)	Margin (dB)	Detector	Height (cm)	Degree (deg.)	Remark
1	171.9945	34.70	-13.66	21.04	43.50	-22.46	QP			
2	252.0627	26.54	-10.77	15.77	46.00	-30.23	QP			
3	824.5968	25.72	0.42	26.14	46.00	-19.86	QP			



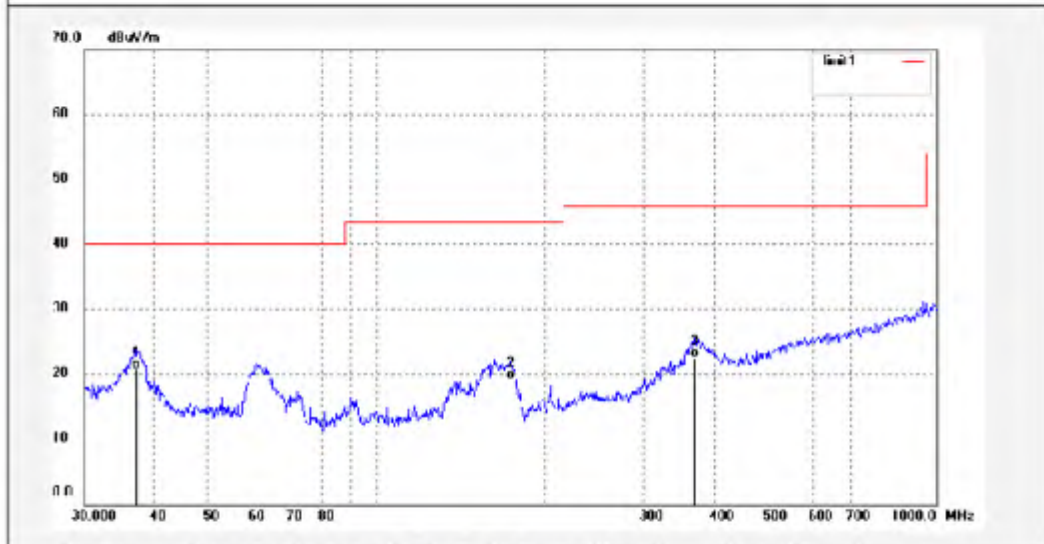
ACCURATE TECHNOLOGY CO., LTD.

F1,Bldg,A,Changyuan New Material Port Keyuan Rd,
Science & Industry Park,Nanshan Shenzhen,P.R.China

Site: 2# Chamber
Tel:+86-0755-26503290
Fax:+86-0755-26503396

Job No.: Igwade #2885	Polarization: Vertical
Standard: FCC Class B 3M Radiated	Power Source: AC 230V/50Hz
Test item: Radiation Test	Date: 2016/07/22
Temp.(C)/Hum.(%) 23 C / 48 %	Time:
EUT: Dream machine	Engineer Signature: LGWADE
Mode: TX 2462MHz	Distance: 3m
Model: MBP85SN(SPS:S005ANV0500100)	
Manufacturer: Binatone	

Note: 802.11b



No.	Freq. (MHz)	Reading (dBuV/m)	Factor (dB)	Result (dBuV/m)	Limit (dBuV/m)	Margin (dB)	Detector	Height (cm)	Degree (deg.)	Remark
1	37.0248	31.68	-10.87	20.81	40.00	-19.19	QP			
2	173.8135	32.78	-13.65	19.13	43.50	-24.37	QP			
3	369.4045	29.95	-7.51	22.44	46.00	-23.56	QP			

1GHz - 18GHz

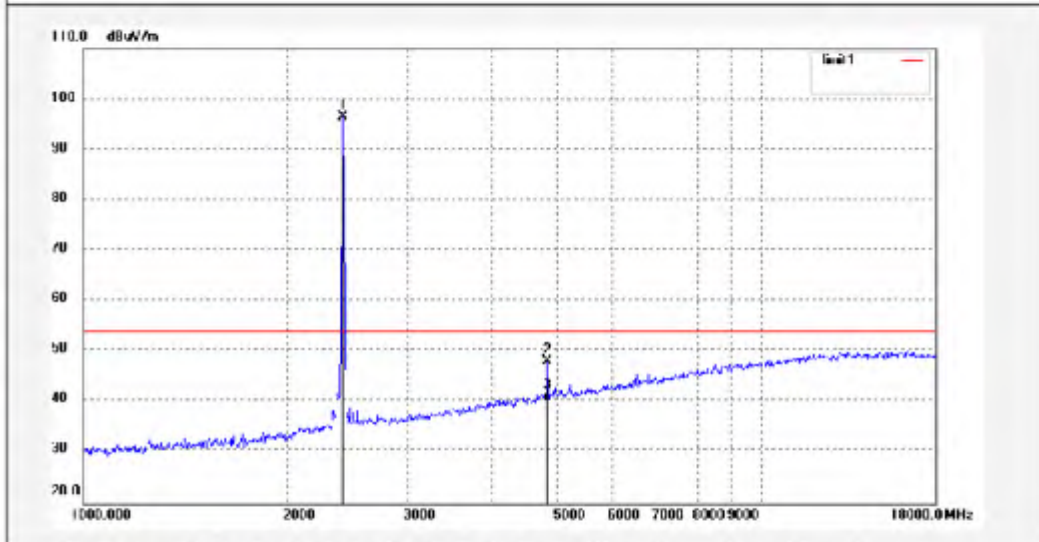


ACCURATE TECHNOLOGY CO., LTD.
F1,Bldg,A,Changyuan New Material Port Keyuan Rd,
Science & Industry Park,Nanshan Shenzhen,P.R.China

Site: 2# Chamber
Tel:+86-0755-26503290
Fax:+86-0755-26503396

Job No.: Igwade #2752	Polarization: Horizontal
Standard: FCC Class B 3M Radiated	Power Source: AC 120V/60Hz
Test item: Radiation Test	Date: 2016/07/22
Temp.(C)/Hum.(%) 23 C / 48 %	Time:
EUT: Dream machine	Engineer Signature: LGWADE
Mode: TX 2412MHz	Distance: 3m
Model: MBP85SN(SPS:S005ANV0500100)	
Manufacturer: Binatone	

Note: 802.11b



No.	Freq. (MHz)	Reading (dBuV/m)	Factor (dB)	Result (dBuV/m)	Limit (dBuV/m)	Margin (dB)	Detector	Height (cm)	Degree (deg.)	Remark
1	2412.000	103.83	-7.43	96.40	/	/	peak			
2	4824.236	48.16	-0.19	47.97	74.00	-26.03	peak			
3	4824.236	40.23	-0.19	40.04	54.00	-13.96	AVG			

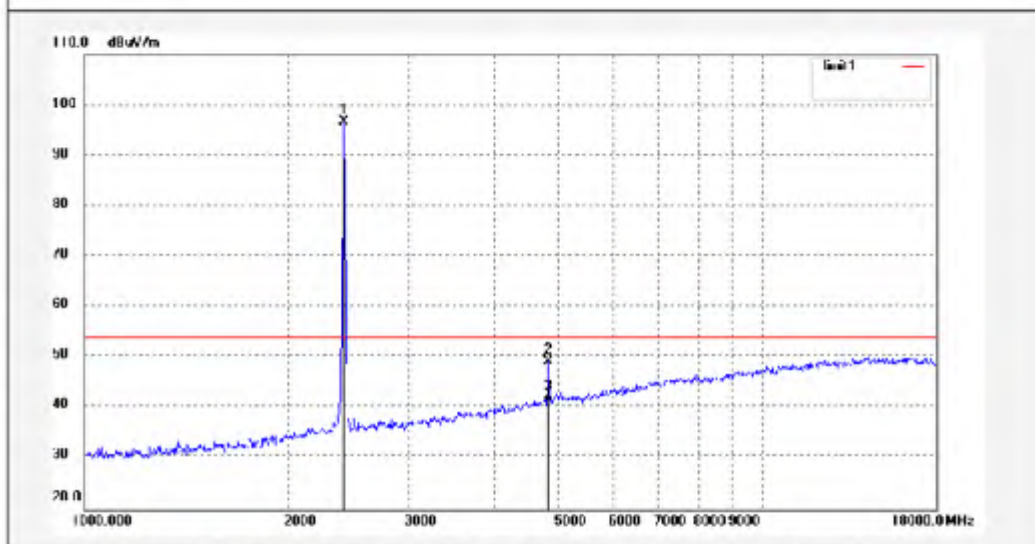


ACCURATE TECHNOLOGY CO., LTD.
F1,Bldg,A,Changyuan New Material Port Keyuan Rd,
Science & Industry Park,Nanshan Shenzhen,P.R.China

Site: 2# Chamber
Tel:+86-0755-26503290
Fax:+86-0755-26503396

Job No.: Igwade #2753	Polarization: Vertical
Standard: FCC Class B 3M Radiated	Power Source: AC 120V/60Hz
Test item: Radiation Test	Date: 2016/07/22
Temp.(C)/Hum.(%) 23 C / 48 %	Time:
EUT: Dream machine	Engineer Signature: LGWADE
Mode: TX 2412MHz	Distance: 3m
Model: MBP85SN(SPS:S005ANV0500100)	
Manufacturer: Binatone	

Note: 802.11b



No.	Freq. (MHz)	Reading (dBuV/m)	Factor (dB)	Result (dBuV/m)	Limit (dBuV/m)	Margin (dB)	Detector	Height (cm)	Degree (deg.)	Remark
1	2412.000	104.07	-7.43	96.64	/	/	peak			
2	4824.240	49.44	-0.19	49.25	74.00	-24.75	peak			
3	4824.240	41.25	-0.19	41.06	54.00	-12.94	AVG			

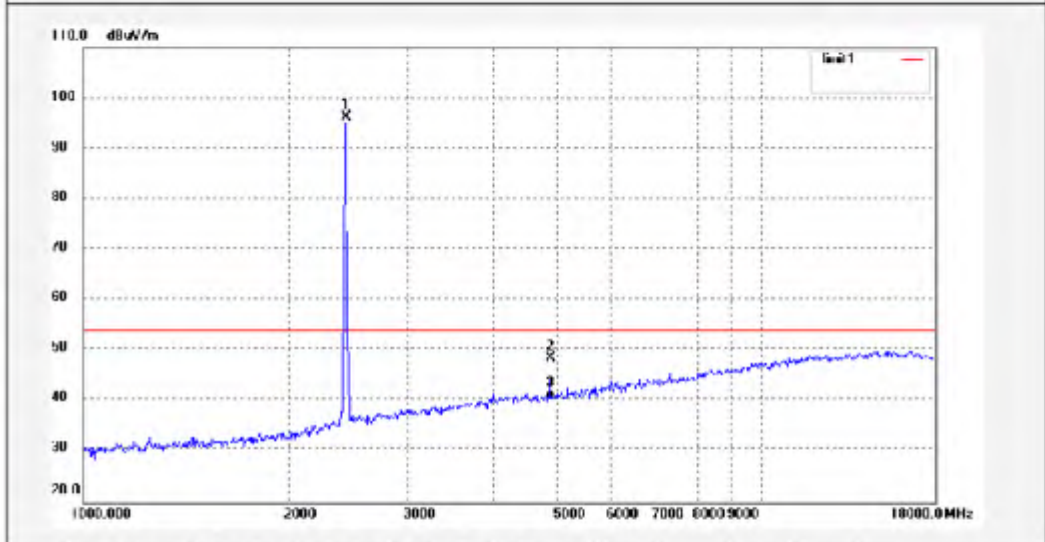


ACCURATE TECHNOLOGY CO., LTD.
F1,Bldg,A,Changyuan New Material Port Keyuan Rd,
Science & Industry Park,Nanshan Shenzhen,P.R.China

Site: 2# Chamber
Tel:+86-0755-26503290
Fax:+86-0755-26503396

Job No.: Igwade #2756	Polarization: Horizontal
Standard: FCC Class B 3M Radiated	Power Source: AC 120V/60Hz
Test item: Radiation Test	Date: 2016/07/22
Temp.(C)/Hum.(%) 23 C / 48 %	Time:
EUT: Dream machine	Engineer Signature: LGWADE
Mode: TX 2437MHz	Distance: 3m
Model: MBP85SN(SPS:S005ANV0500100)	
Manufacturer: Binatone	

Note: 802.11b



No.	Freq. (MHz)	Reading (dBuV/m)	Factor (dB)	Result (dBuV/m)	Limit (dBuV/m)	Margin (dB)	Detector	Height (cm)	Degree (deg.)	Remark
1	2437.000	103.63	-7.36	96.27	/	/	peak			
2	4874.255	48.32	0.09	48.41	74.00	-25.59	peak			
3	4874.255	40.22	0.09	40.31	54.00	-13.69	AVG			

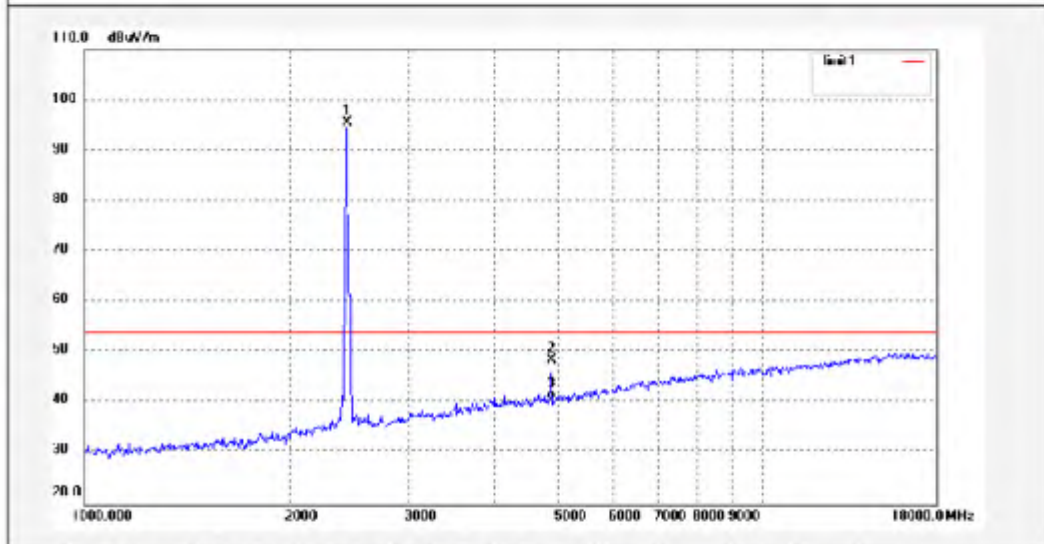


ACCURATE TECHNOLOGY CO., LTD.
F1,Bldg,A,Changyuan New Material Port Keyuan Rd,
Science & Industry Park,Nanshan Shenzhen,P.R.China

Site: 2# Chamber
Tel:+86-0755-26503290
Fax:+86-0755-26503396

Job No.: Igwade #2757	Polarization: Vertical
Standard: FCC Class B 3M Radiated	Power Source: AC 120V/60Hz
Test item: Radiation Test	Date: 2016/07/22
Temp.(C)/Hum.(%) 23 C / 48 %	Time:
EUT: Dream machine	Engineer Signature: LGWADE
Mode: TX 2437MHz	Distance: 3m
Model: MBP85SN(SPS:S005ANV0500100)	
Manufacturer: Binatone	

Note: 802.11b



No.	Freq. (MHz)	Reading (dBuV/m)	Factor (dB)	Result (dBuV/m)	Limit (dBuV/m)	Margin (dB)	Detector	Height (cm)	Degree (deg.)	Remark
1	2437.000	102.95	-7.36	95.59	/	/	peak			
2	4874.250	48.31	0.09	48.40	74.00	-25.60	peak			
3	4874.250	40.56	0.09	40.65	54.00	-13.35	AVG			

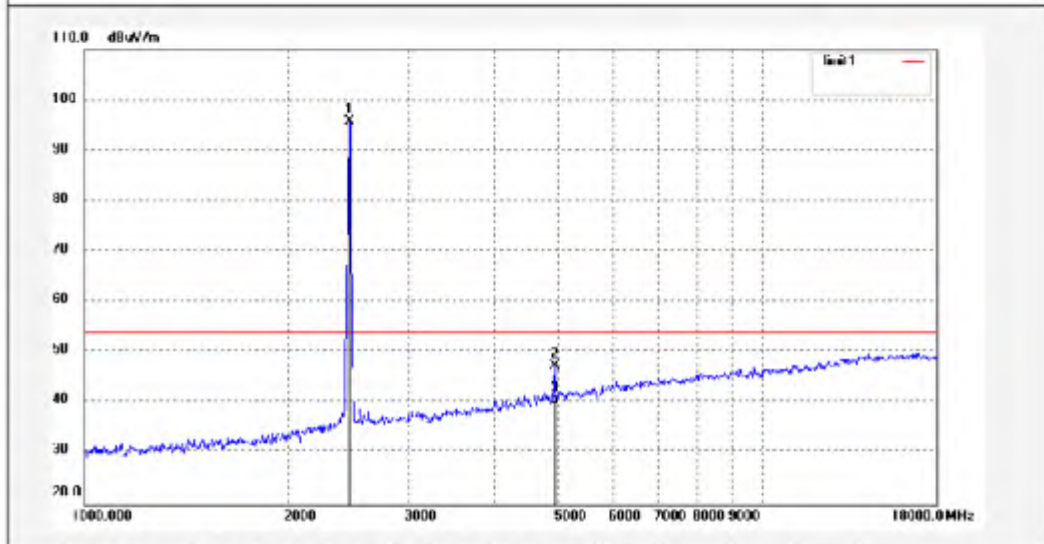


ACCURATE TECHNOLOGY CO., LTD.
F1,Bldg,A,Changyuan New Material Port Keyuan Rd,
Science & Industry Park,Nanshan Shenzhen,P.R.China

Site: 2# Chamber
Tel:+86-0755-26503290
Fax:+86-0755-26503396

Job No.: Igwade #2758	Polarization: Vertical
Standard: FCC Class B 3M Radiated	Power Source: AC 120V/60Hz
Test item: Radiation Test	Date: 2016/07/22
Temp.(C)/Hum.(%) 23 C / 48 %	Time:
EUT: Dream machine	Engineer Signature: LGWADE
Mode: TX 2462MHz	Distance: 3m
Model: MBP85SN(SPS:S005ANV0500100)	
Manufacturer: Binatone	

Note: 802.11b



No.	Freq. (MHz)	Reading (dBuV/m)	Factor (dB)	Result (dBuV/m)	Limit (dBuV/m)	Margin (dB)	Detector	Height (cm)	Degree (deg.)	Remark
1	2462.000	103.09	-7.35	95.74	/	/	peak			
2	4924.248	47.05	0.34	47.39	74.00	-26.61	peak			
3	4924.248	39.35	0.34	39.69	54.00	-14.31	AVG			

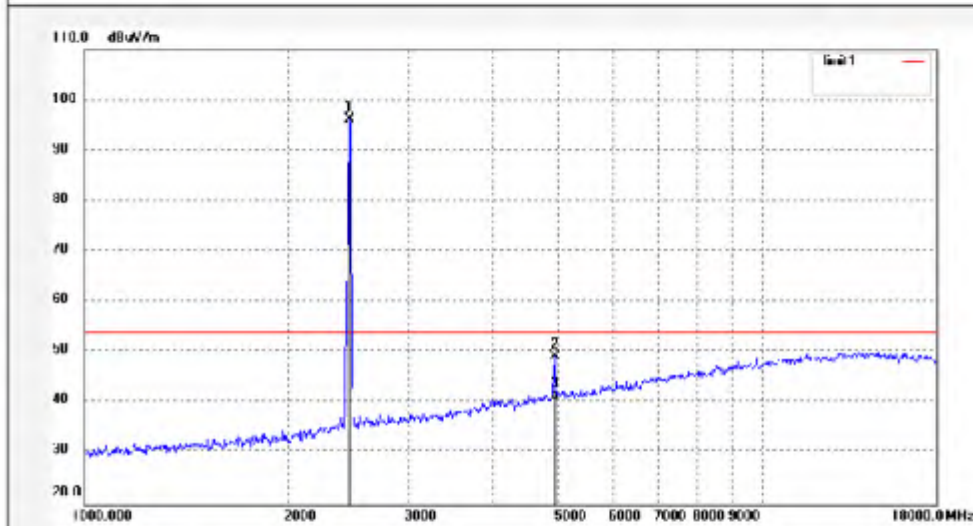


ACCURATE TECHNOLOGY CO., LTD.
F1,Bldg,A,Changyuan New Material Port Keyuan Rd,
Science & Industry Park,Nanshan Shenzhen,P.R.China

Site: 2# Chamber
Tel:+86-0755-26503290
Fax:+86-0755-26503396

Job No.: Igwade #2759	Polarization: Horizontal
Standard: FCC Class B 3M Radiated	Power Source: AC 120V/60Hz
Test item: Radiation Test	Date: 2016/07/22
Temp.(C)/Hum.(%) 23 C / 48 %	Time:
EUT: Dream machine	Engineer Signature: LGWADE
Mode: TX 2462MHz	Distance: 3m
Model: MBP85SN(SPS:S005ANV0500100)	
Manufacturer: Binatone	

Note: 802.11b



No.	Freq. (MHz)	Reading (dBuV/m)	Factor (dB)	Result (dBuV/m)	Limit (dBuV/m)	Margin (dB)	Detector	Height (cm)	Degree (deg.)	Remark
1	2462.000	103.41	-7.35	96.06	/	/	peak			
2	4924.265	48.91	0.34	49.25	74.00	-24.75	peak			
3	4924.265	40.22	0.34	40.56	54.00	-13.44	AVG			

Wi-Fi 802.11 g mode, 6 Mbps
30MHz - 1GHz

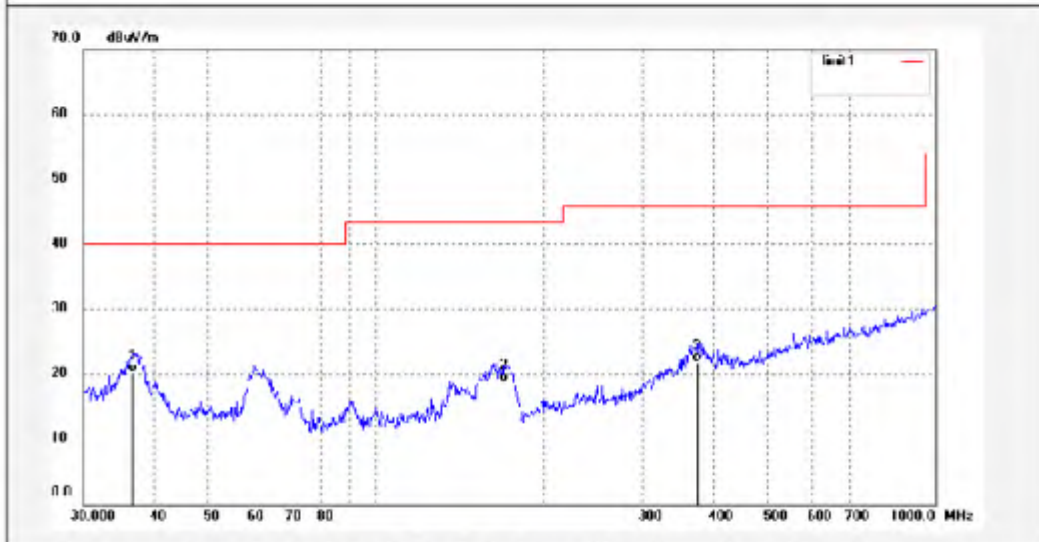


ACCURATE TECHNOLOGY CO., LTD.
F1,Bldg,A,Changyuan New Material Port Keyuan Rd,
Science & Industry Park,Nanshan Shenzhen,P.R.China

Site: 2# Chamber
Tel:+86-0755-26503290
Fax:+86-0755-26503396

Job No.: Igwade #2886	Polarization: Vertical
Standard: FCC Class B 3M Radiated	Power Source: AC 230V/50Hz
Test item: Radiation Test	Date: 2016/07/22
Temp.(C)/Hum.(%) 23 C / 48 %	Time:
EUT: Dream machine	Engineer Signature: LGWADE
Mode: TX 2412MHz	Distance: 3m
Model: MBP85SN(SPS:S005ANV0500100)	
Manufacturer: Binatone	

Note: 802.11g



No.	Freq. (MHz)	Reading (dBuV/m)	Factor (dB)	Result (dBuV/m)	Limit (dBuV/m)	Margin (dB)	Detector	Height (cm)	Degree (deg.)	Remark
1	36.7661	31.07	-10.81	20.26	40.00	-19.74	QP			
2	169.5989	32.53	-13.74	18.79	43.50	-24.71	QP			
3	374.6225	29.21	-7.44	21.77	46.00	-24.23	QP			

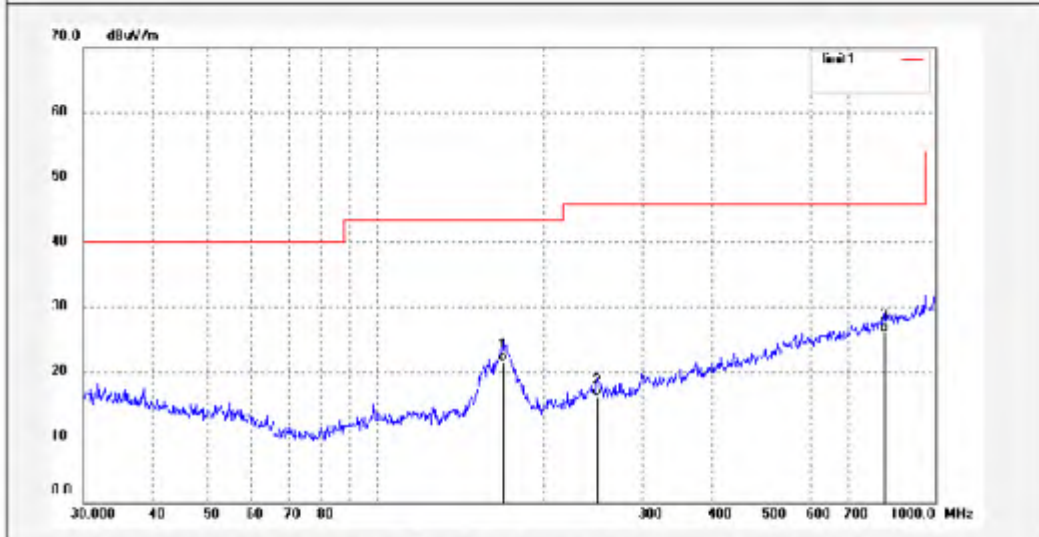


ACCURATE TECHNOLOGY CO., LTD.
F1,Bldg,A,Changyuan New Material Port Keyuan Rd,
Science & Industry Park,Nanshan Shenzhen,P.R.China

Site: 2# Chamber
Tel:+86-0755-26503290
Fax:+86-0755-26503396

Job No.: Igwade #2887	Polarization: Horizontal
Standard: FCC Class B 3M Radiated	Power Source: AC 230V/50Hz
Test item: Radiation Test	Date: 2016/07/22
Temp.(C)/Hum.(%) 23 C / 48 %	Time:
EUT: Dream machine	Engineer Signature: LGWADE
Mode: TX 2412MHz	Distance: 3m
Model: MBP85SN(SPS:S005ANV0500100)	
Manufacturer: Binatone	

Note: 802.11g



No.	Freq. (MHz)	Reading (dBuV/m)	Factor (dB)	Result (dBuV/m)	Limit (dBuV/m)	Margin (dB)	Detector	Height (cm)	Degree (deg.)	Remark
1	169.0054	35.44	-13.84	21.60	43.50	-21.90	QP			
2	248.5518	26.99	-10.78	16.21	46.00	-29.79	QP			
3	810.2653	25.91	0.19	26.10	46.00	-19.90	QP			

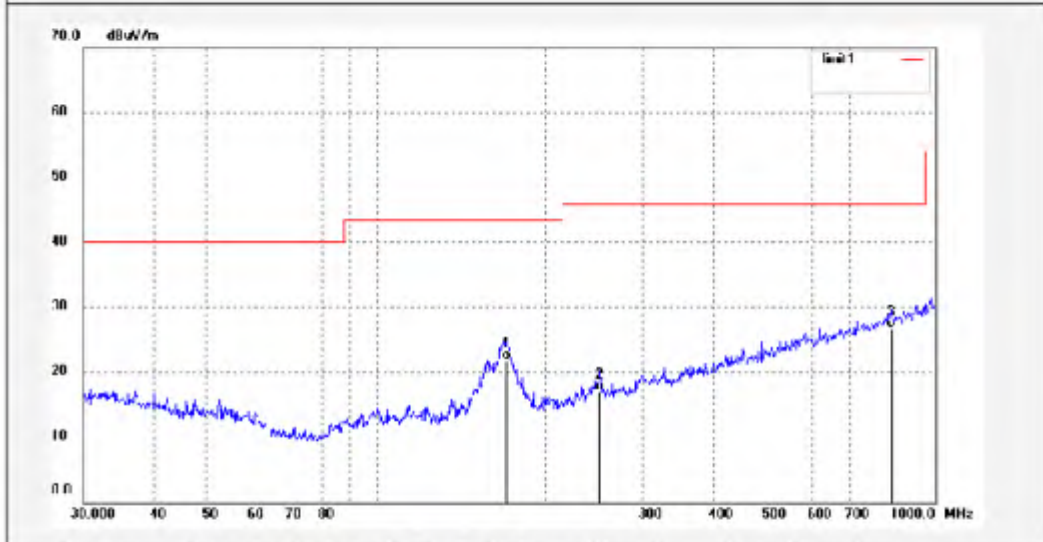


ACCURATE TECHNOLOGY CO., LTD.
F1,Bldg,A,Changyuan New Material Port Keyuan Rd,
Science & Industry Park,Nanshan Shenzhen,P.R.China

Site: 2# Chamber
Tel:+86-0755-26503290
Fax:+86-0755-26503396

Job No.: Igwade #2888	Polarization: Horizontal
Standard: FCC Class B 3M Radiated	Power Source: AC 230V/50Hz
Test item: Radiation Test	Date: 2016/07/22
Temp.(C)/Hum.(%) 23 C / 48 %	Time:
EUT: Dream machine	Engineer Signature: LGWADE
Mode: TX 2437MHz	Distance: 3m
Model: MBP85SN(SPS:S005ANV0500100)	
Manufacturer: Binatone	

Note: 802.11g



No.	Freq. (MHz)	Reading (dBuV/m)	Factor (dB)	Result (dBuV/m)	Limit (dBuV/m)	Margin (dB)	Detector	Height (cm)	Degree (deg.)	Remark
1	170.7923	35.40	-13.68	21.72	43.50	-21.78	QP			
2	251.1802	27.92	-10.77	17.15	46.00	-28.85	QP			
3	833.3170	26.03	0.59	26.62	46.00	-19.38	QP			

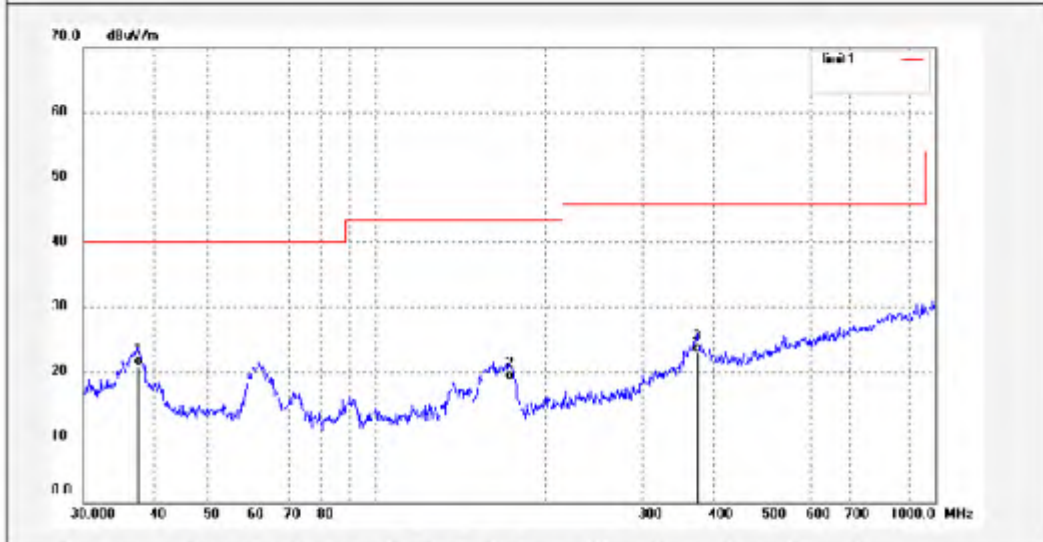


ACCURATE TECHNOLOGY CO., LTD.
F1,Bldg,A,Changyuan New Material Port Keyuan Rd,
Science & Industry Park,Nanshan Shenzhen,P.R.China

Site: 2# Chamber
Tel:+86-0755-26503290
Fax:+86-0755-26503396

Job No.: Igwade #2889	Polarization: Vertical
Standard: FCC Class B 3M Radiated	Power Source: AC 230V/50Hz
Test item: Radiation Test	Date: 2016/07/22
Temp.(C)/Hum.(%) 23 C / 48 %	Time:
EUT: Dream machine	Engineer Signature: LGWADE
Mode: TX 2437MHz	Distance: 3m
Model: MBP85SN(SPS:S005ANV0500100)	
Manufacturer: Binatone	

Note: 802.11g



No.	Freq. (MHz)	Reading (dBuV/m)	Factor (dB)	Result (dBuV/m)	Limit (dBuV/m)	Margin (dB)	Detector	Height (cm)	Degree (deg.)	Remark
1	37.6798	31.91	-11.02	20.89	40.00	-19.11	QP			
2	173.2050	32.40	-13.65	18.75	43.50	-24.75	QP			
3	374.6225	30.42	-7.44	22.98	46.00	-23.02	QP			



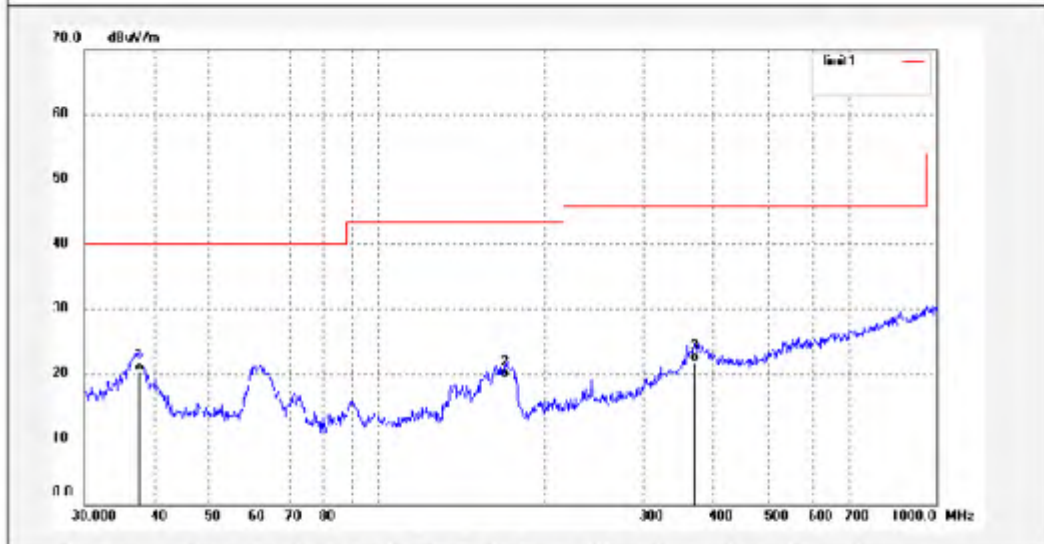
ACCURATE TECHNOLOGY CO., LTD.

F1,Bldg,A,Changyuan New Material Port Keyuan Rd,
Science & Industry Park,Nanshan Shenzhen,P.R.China

Site: 2# Chamber
Tel:+86-0755-26503290
Fax:+86-0755-26503396

Job No.: Igwade #2890	Polarization: Vertical
Standard: FCC Class B 3M Radiated	Power Source: AC 230V/50Hz
Test item: Radiation Test	Date: 2016/07/22
Temp.(C)/Hum.(%) 23 C / 48 %	Time:
EUT: Dream machine	Engineer Signature: LGWADE
Mode: TX 2462MHz	Distance: 3m
Model: MBP85SN(SPS:S005ANV0500100)	
Manufacturer: Binatone	

Note: 802.11g



No.	Freq. (MHz)	Reading (dBuV/m)	Factor (dB)	Result (dBuV/m)	Limit (dBuV/m)	Margin (dB)	Detector	Height (cm)	Degree (deg.)	Remark
1	37.6798	31.49	-11.02	20.47	40.00	-19.53	QP			
2	169.5989	33.10	-13.74	19.36	43.50	-24.14	QP			
3	369.4045	29.28	-7.51	21.77	46.00	-24.23	QP			

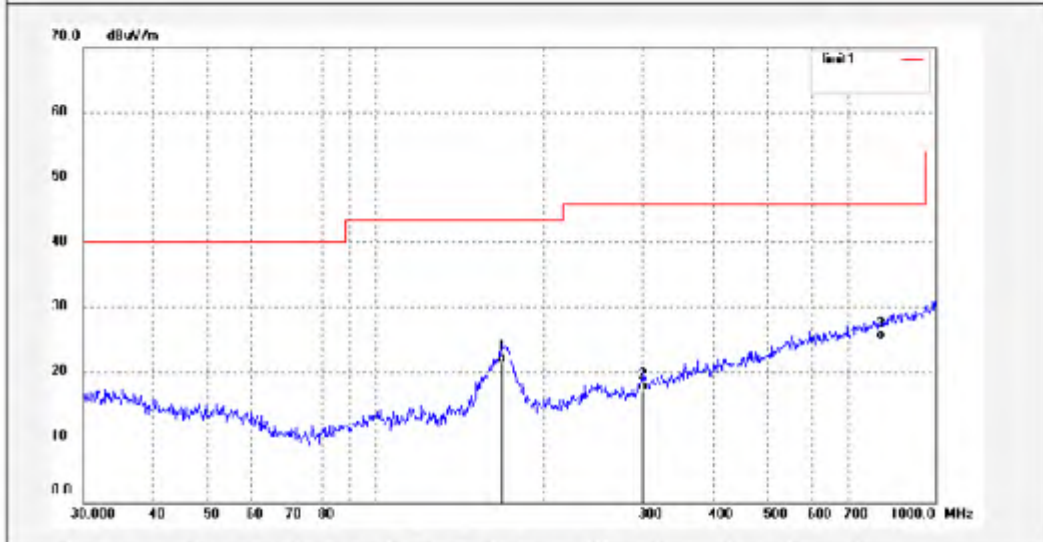


ACCURATE TECHNOLOGY CO., LTD.
F1,Bldg,A,Changyuan New Material Port Keyuan Rd,
Science & Industry Park,Nanshan Shenzhen,P.R.China

Site: 2# Chamber
Tel:+86-0755-26503290
Fax:+86-0755-26503396

Job No.: Igwade #2891	Polarization: Horizontal
Standard: FCC Class B 3M Radiated	Power Source: AC 230V/50Hz
Test item: Radiation Test	Date: 2016/07/22
Temp.(C)/Hum.(%) 23 C / 48 %	Time:
EUT: Dream machine	Engineer Signature: LGWADE
Mode: TX 2462MHz	Distance: 3m
Model: MBP85SN(SPS:S005ANV0500100)	
Manufacturer: Binatone	

Note: 802.11g



No.	Freq. (MHz)	Reading (dBuV/m)	Factor (dB)	Result (dBuV/m)	Limit (dBuV/m)	Margin (dB)	Detector	Height (cm)	Degree (deg.)	Remark
1	167.8242	35.51	-14.02	21.49	43.50	-22.01	QP			
2	300.3672	26.42	-9.29	17.13	46.00	-28.87	QP			
3	801.7862	24.93	0.07	25.00	46.00	-21.00	QP			

1GHz - 18GHz

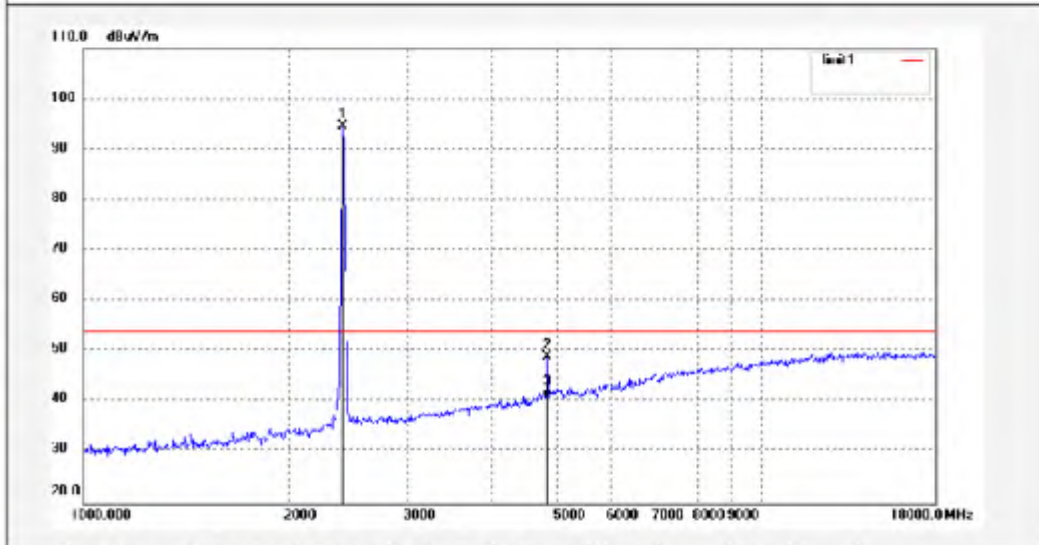


ACCURATE TECHNOLOGY CO., LTD.
F1,Bldg,A,Changyuan New Material Port Keyuan Rd,
Science & Industry Park,Nanshan Shenzhen,P.R.China

Site: 2# Chamber
Tel:+86-0755-26503290
Fax:+86-0755-26503396

Job No.: Igwade #2768	Polarization: Horizontal
Standard: FCC Class B 3M Radiated	Power Source: AC 120V/60Hz
Test item: Radiation Test	Date: 2016/07/22
Temp.(C)/Hum.(%) 23 C / 48 %	Time:
EUT: Dream machine	Engineer Signature: LGWADE
Mode: TX 2412MHz	Distance: 3m
Model: MBP85SN(SPS:S005ANV0500100)	
Manufacturer: Binatone	

Note: 802.11g



No.	Freq. (MHz)	Reading (dBuV/m)	Factor (dB)	Result (dBuV/m)	Limit (dBuV/m)	Margin (dB)	Detector	Height (cm)	Degree (deg.)	Remark
1	2412.000	102.04	-7.43	94.61	/	/	peak			
2	4824.264	49.20	-0.19	49.01	74.00	-24.99	peak			
3	4824.264	41.11	-0.19	40.92	54.00	-13.08	AVG			

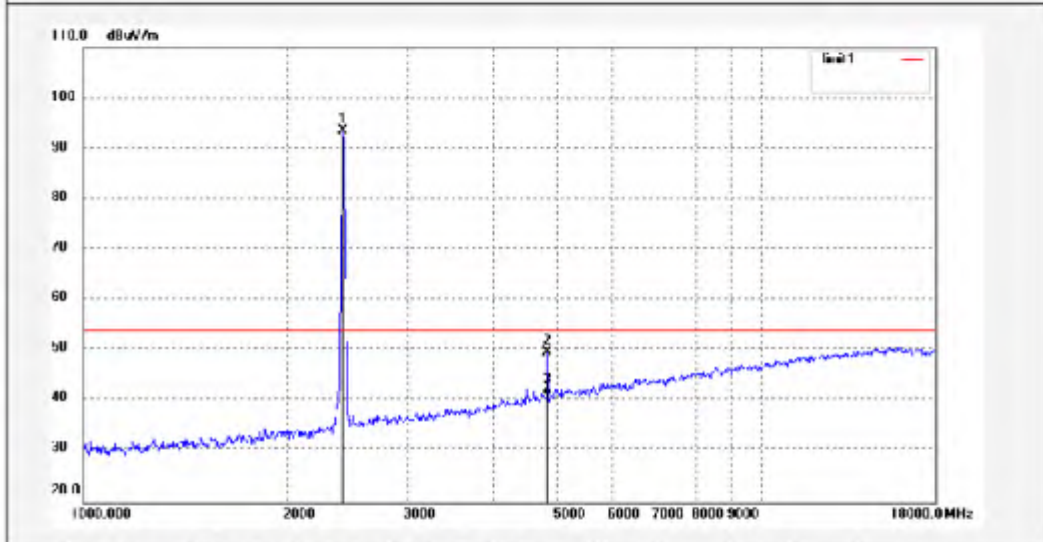


ACCURATE TECHNOLOGY CO., LTD.
F1,Bldg,A,Changyuan New Material Port Keyuan Rd,
Science & Industry Park,Nanshan Shenzhen,P.R.China

Site: 2# Chamber
Tel:+86-0755-26503290
Fax:+86-0755-26503396

Job No.: Igwade #2769	Polarization: Vertical
Standard: FCC Class B 3M Radiated	Power Source: AC 120V/60Hz
Test item: Radiation Test	Date: 2016/07/22
Temp.(C)/Hum.(%) 23 C / 48 %	Time:
EUT: Dream machine	Engineer Signature: LGWADE
Mode: TX 2412MHz	Distance: 3m
Model: MBP85SN(SPS:S005ANV0500100)	
Manufacturer: Binatone	

Note: 802.11g



No.	Freq. (MHz)	Reading (dBuV/m)	Factor (dB)	Result (dBuV/m)	Limit (dBuV/m)	Margin (dB)	Detector	Height (cm)	Degree (deg.)	Remark
1	2412.000	100.86	-7.43	93.43	/	/	peak			
2	4824.243	49.84	-0.19	49.65	74.00	-24.35	peak			
3	4824.243	41.23	-0.19	41.04	54.00	-12.96	AVG			

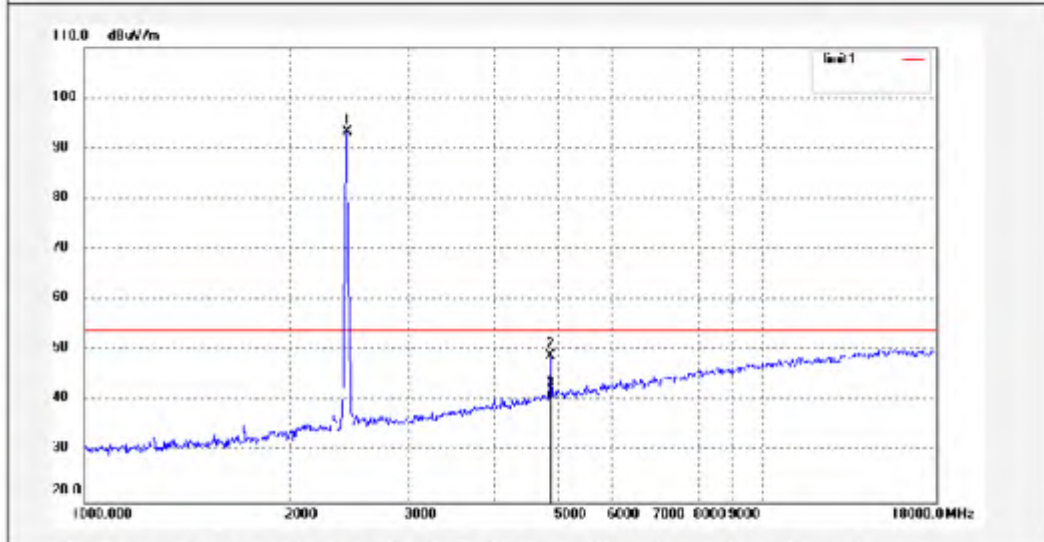


ACCURATE TECHNOLOGY CO., LTD.
F1,Bldg,A,Changyuan New Material Port Keyuan Rd,
Science & Industry Park,Nanshan Shenzhen,P.R.China

Site: 2# Chamber
Tel:+86-0755-26503290
Fax:+86-0755-26503396

Job No.: Igwade #2772	Polarization: Horizontal
Standard: FCC Class B 3M Radiated	Power Source: AC 120V/60Hz
Test item: Radiation Test	Date: 2016/07/22
Temp.(C)/Hum.(%) 23 C / 48 %	Time:
EUT: Dream machine	Engineer Signature: LGWADE
Mode: TX 2437MHz	Distance: 3m
Model: MBP85SN(SPS:S005ANV0500100)	
Manufacturer: Binatone	

Note: 802.11g



No.	Freq. (MHz)	Reading (dBuV/m)	Factor (dB)	Result (dBuV/m)	Limit (dBuV/m)	Margin (dB)	Detector	Height (cm)	Degree (deg.)	Remark
1	2437.000	100.53	-7.36	93.17	/	/	peak			
2	4874.248	48.77	0.09	48.86	74.00	-25.14	peak			
3	4874.248	40.31	0.09	40.40	54.00	-13.60	AVG			

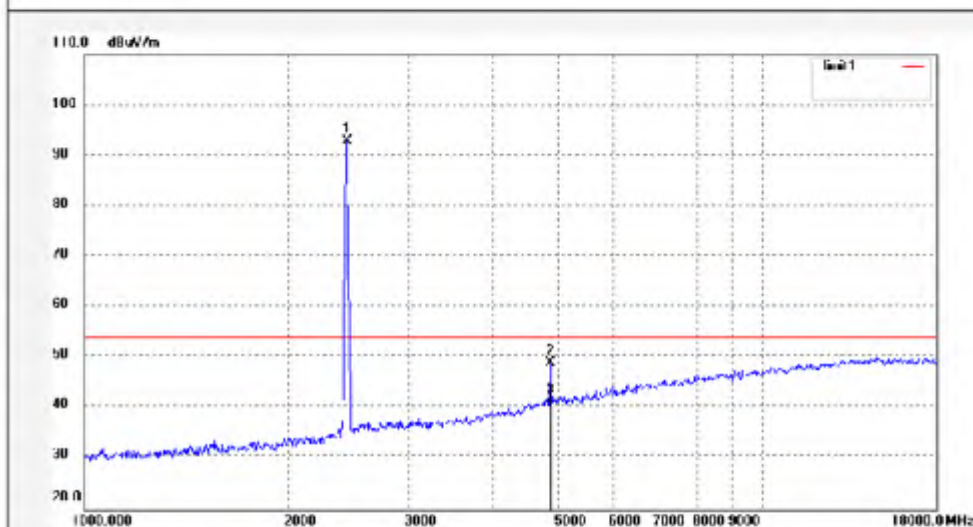


ACCURATE TECHNOLOGY CO., LTD.
F1,Bldg,A,Changyuan New Material Port Keyuan Rd,
Science & Industry Park,Nanshan Shenzhen,P.R.China

Site: 2# Chamber
Tel:+86-0755-26503290
Fax:+86-0755-26503396

Job No.: Igwade #2773	Polarization: Vertical
Standard: FCC Class B 3M Radiated	Power Source: AC 120V/60Hz
Test item: Radiation Test	Date: 2016/07/22
Temp.(C)/Hum.(%) 23 C / 48 %	Time:
EUT: Dream machine	Engineer Signature: LGWADE
Mode: TX 2437MHz	Distance: 3m
Model: MBP85SN(SPS:S005ANV0500100)	
Manufacturer: Binatone	

Note: 802.11g



No.	Freq. (MHz)	Reading (dBuV/m)	Factor (dB)	Result (dBuV/m)	Limit (dBuV/m)	Margin (dB)	Detector	Height (cm)	Degree (deg.)	Remark
1	2437.000	100.09	-7.36	92.73	/	/	peak			
2	4874.256	48.79	0.09	48.88	74.00	-25.12	peak			
3	4874.256	40.28	0.09	40.37	54.00	-13.63	AVG			

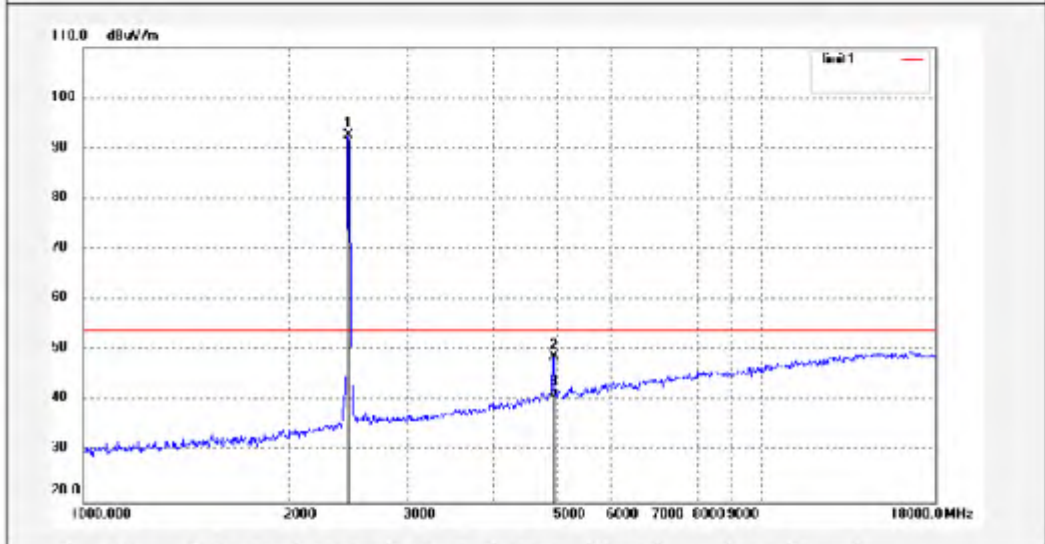


ACCURATE TECHNOLOGY CO., LTD.
F1,Bldg,A,Changyuan New Material Port Keyuan Rd,
Science & Industry Park,Nanshan Shenzhen,P.R.China

Site: 2# Chamber
Tel:+86-0755-26503290
Fax:+86-0755-26503396

Job No.: Igwade #2774	Polarization: Vertical
Standard: FCC Class B 3M Radiated	Power Source: AC 120V/60Hz
Test item: Radiation Test	Date: 2016/07/22
Temp.(C)/Hum.(%) 23 C / 48 %	Time:
EUT: Dream machine	Engineer Signature: LGWADE
Mode: TX 2462MHz	Distance: 3m
Model: MBP85SN(SPS:S005ANV0500100)	
Manufacturer: Binatone	

Note: 802.11g



No.	Freq. (MHz)	Reading (dBuV/m)	Factor (dB)	Result (dBuV/m)	Limit (dBuV/m)	Margin (dB)	Detector	Height (cm)	Degree (deg.)	Remark
1	2462.000	99.99	-7.35	92.64	/	/	peak			
2	4924.247	48.28	0.34	48.62	74.00	-25.38	peak			
3	4924.247	40.31	0.34	40.65	54.00	-13.35	AVG			

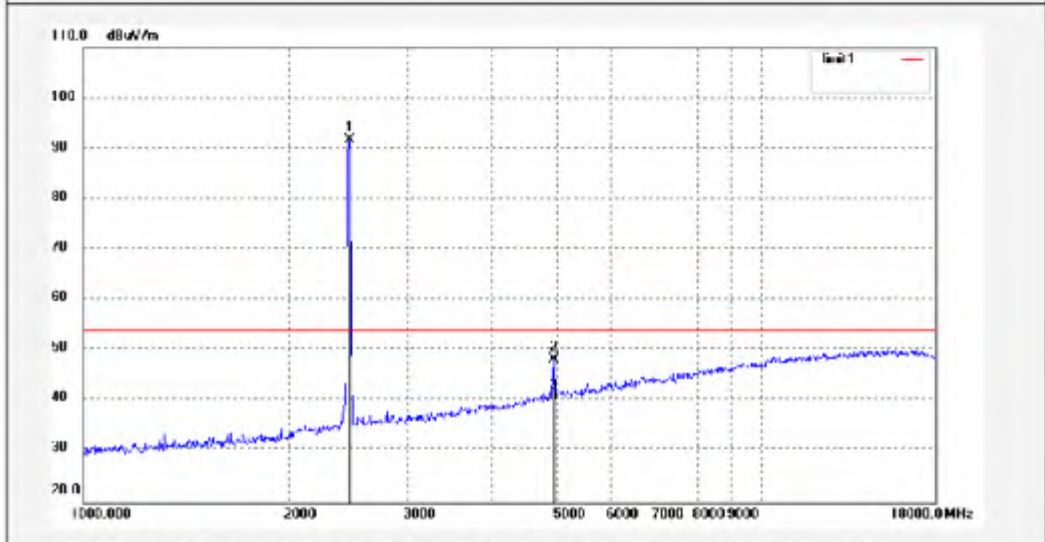


ACCURATE TECHNOLOGY CO., LTD.
F1,Bldg,A,Changyuan New Material Port Keyuan Rd,
Science & Industry Park,Nanshan Shenzhen,P.R.China

Site: 2# Chamber
Tel:+86-0755-26503290
Fax:+86-0755-26503396

Job No.: Igwade #2775	Polarization: Horizontal
Standard: FCC Class B 3M Radiated	Power Source: AC 120V/60Hz
Test item: Radiation Test	Date: 2016/07/22
Temp.(C)/Hum.(%) 23 C / 48 %	Time:
EUT: Dream machine	Engineer Signature: LGWADE
Mode: TX 2462MHz	Distance: 3m
Model: MBP85SN(SPS:S005ANV0500100)	
Manufacturer: Binatone	

Note: 802.11g



No.	Freq. (MHz)	Reading (dBuV/m)	Factor (dB)	Result (dBuV/m)	Limit (dBuV/m)	Margin (dB)	Detector	Height (cm)	Degree (deg.)	Remark
1	2462.000	99.03	-7.35	91.68	/	/	peak			
2	4924.336	47.81	0.34	48.15	74.00	-25.85	peak			
3	4924.336	39.64	0.34	39.98	54.00	-14.02	AVG			

**Wi-Fi 802.11 n(HT20) mode, MCS0 Mbps
30MHz - 1GHz**

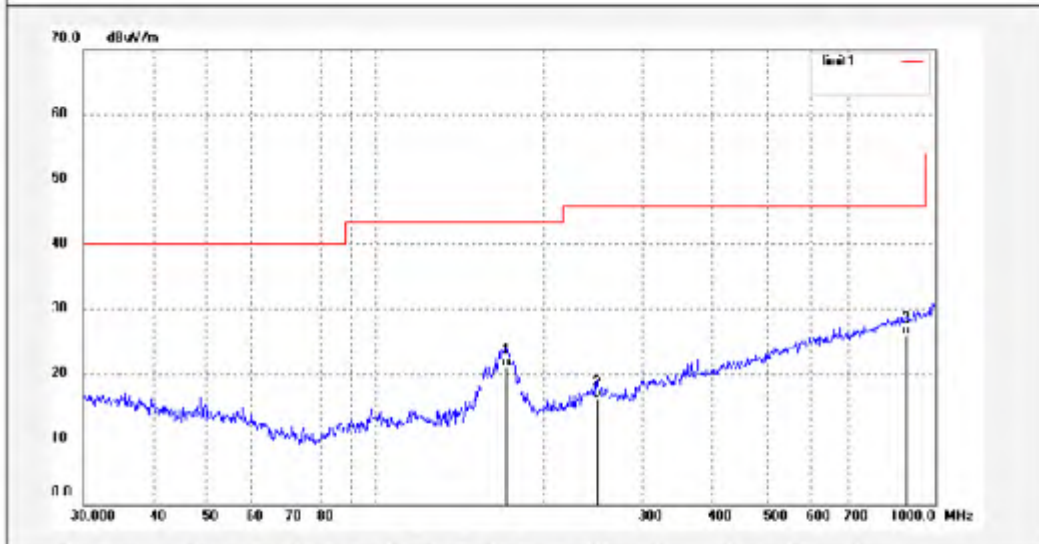


ACCURATE TECHNOLOGY CO., LTD.
F1,Bldg,A,Changyuan New Material Port Keyuan Rd,
Science & Industry Park,Nanshan Shenzhen,P.R.China

Site: 2# Chamber
Tel:+86-0755-26503290
Fax:+86-0755-26503396

Job No.: Igwade #2892	Polarization: Horizontal
Standard: FCC Class B 3M Radiated	Power Source: AC 230V/50Hz
Test item: Radiation Test	Date: 2016/07/22
Temp.(C)/Hum.(%) 23 C / 48 %	Time:
EUT: Dream machine	Engineer Signature: LGWADE
Mode: TX 2412MHz	Distance: 3m
Model: MBP85SN(SPS:S005ANV0500100)	
Manufacturer: Binatone	

Note: 802.11n20



No.	Freq. (MHz)	Reading (dBuV/m)	Factor (dB)	Result (dBuV/m)	Limit (dBuV/m)	Margin (dB)	Detector	Height (cm)	Degree (deg.)	Remark
1	171.3925	34.79	-13.67	21.12	43.50	-22.38	QP			
2	248.5518	26.92	-10.78	16.14	46.00	-29.86	QP			
3	887.6099	24.70	1.24	25.94	46.00	-20.06	QP			

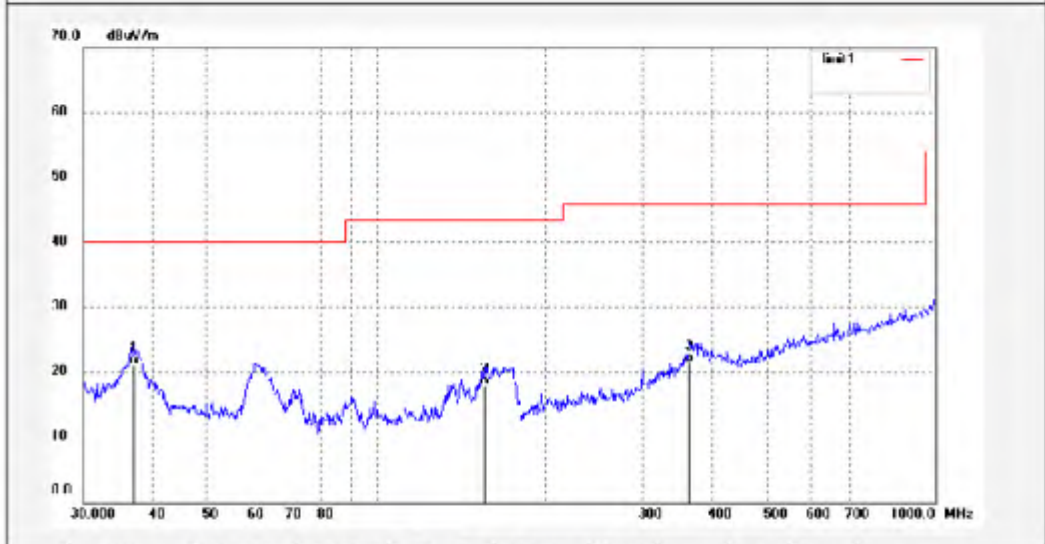


ACCURATE TECHNOLOGY CO., LTD.
F1,Bldg,A,Changyuan New Material Port Keyuan Rd,
Science & Industry Park,Nanshan Shenzhen,P.R.China

Site: 2# Chamber
Tel:+86-0755-26503290
Fax:+86-0755-26503396

Job No.: Igwade #2893	Polarization: Vertical
Standard: FCC Class B 3M Radiated	Power Source: AC 230V/50Hz
Test item: Radiation Test	Date: 2016/07/22
Temp.(C)/Hum.(%) 23 C / 48 %	Time:
EUT: Dream machine	Engineer Signature: LGWADE
Mode: TX 2412MHz	Distance: 3m
Model: MBP85SN(SPS:S005ANV0500100)	
Manufacturer: Binatone	

Note: 802.11n20



No.	Freq. (MHz)	Reading (dBuV/m)	Factor (dB)	Result (dBuV/m)	Limit (dBuV/m)	Margin (dB)	Detector	Height (cm)	Degree (deg.)	Remark
1	36.8952	32.01	-10.85	21.16	40.00	-18.84	QP			
2	156.4577	32.79	-14.93	17.86	43.50	-25.64	QP			
3	362.9844	29.09	-7.58	21.51	46.00	-24.49	QP			

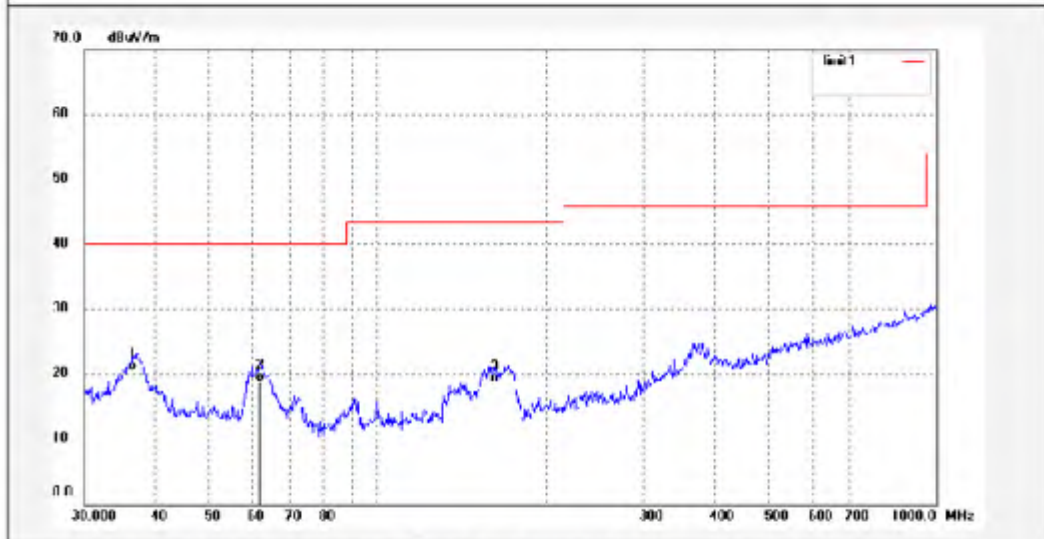


ACCURATE TECHNOLOGY CO., LTD.
F1,Bldg,A,Changyuan New Material Port Keyuan Rd,
Science & Industry Park,Nanshan Shenzhen,P.R.China

Site: 2# Chamber
Tel:+86-0755-26503290
Fax:+86-0755-26503396

Job No.: Igwade #2894	Polarization: Vertical
Standard: FCC Class B 3M Radiated	Power Source: AC 230V/50Hz
Test item: Radiation Test	Date: 2016/07/22
Temp.(C)/Hum.(%) 23 C / 48 %	Time:
EUT: Dream machine	Engineer Signature: LGWADE
Mode: TX 2437MHz	Distance: 3m
Model: MBP85SN(SPS:S005ANV0500100)	
Manufacturer: Binatone	

Note: 802.11n20



No.	Freq. (MHz)	Reading (dBuV/m)	Factor (dB)	Result (dBuV/m)	Limit (dBuV/m)	Margin (dB)	Detector	Height (cm)	Degree (deg.)	Remark
1	36.5090	31.34	-10.75	20.59	40.00	-19.41	QP			
2	61.7781	33.37	-14.58	18.79	40.00	-21.21	QP			
3	162.6106	33.08	-14.50	18.58	43.50	-24.92	QP			

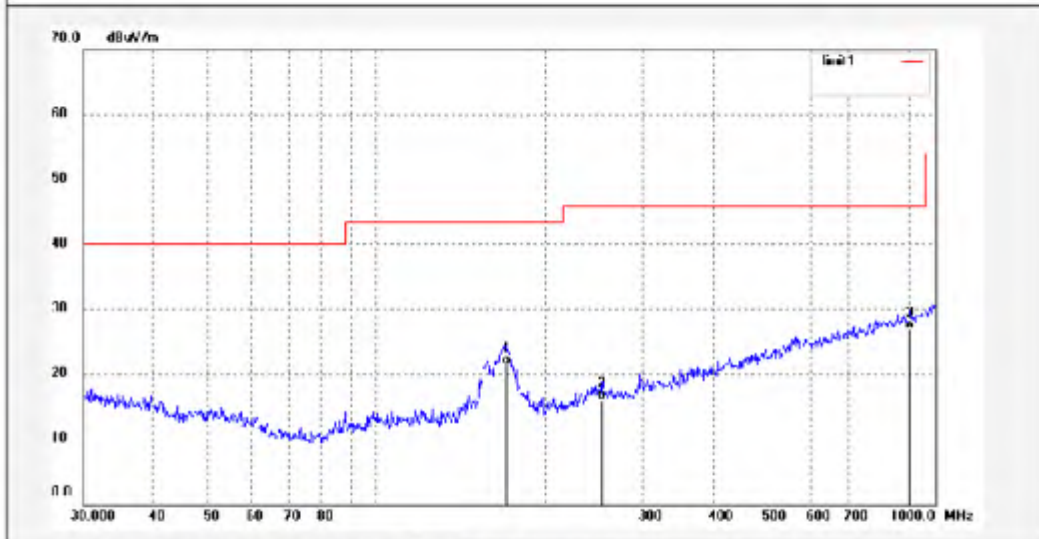


ACCURATE TECHNOLOGY CO., LTD.
F1,Bldg,A,Changyuan New Material Port Keyuan Rd,
Science & Industry Park,Nanshan Shenzhen,P.R.China

Site: 2# Chamber
Tel:+86-0755-26503290
Fax:+86-0755-26503396

Job No.: Igwade #2895	Polarization: Horizontal
Standard: FCC Class B 3M Radiated	Power Source: AC 230V/50Hz
Test item: Radiation Test	Date: 2016/07/22
Temp.(C)/Hum.(%) 23 C / 48 %	Time:
EUT: Dream machine	Engineer Signature: LGWADE
Mode: TX 2437MHz	Distance: 3m
Model: MBP85SN(SPS:S005ANV0500100)	
Manufacturer: Binatone	

Note: 802.11n20



No.	Freq. (MHz)	Reading (dBuV/m)	Factor (dB)	Result (dBuV/m)	Limit (dBuV/m)	Margin (dB)	Detector	Height (cm)	Degree (deg.)	Remark
1	170.7925	35.05	-13.68	21.37	43.50	-22.13	QP			
2	252.9482	26.69	-10.76	15.93	46.00	-30.07	QP			
3	900.1473	25.54	1.28	26.82	46.00	-19.18	QP			

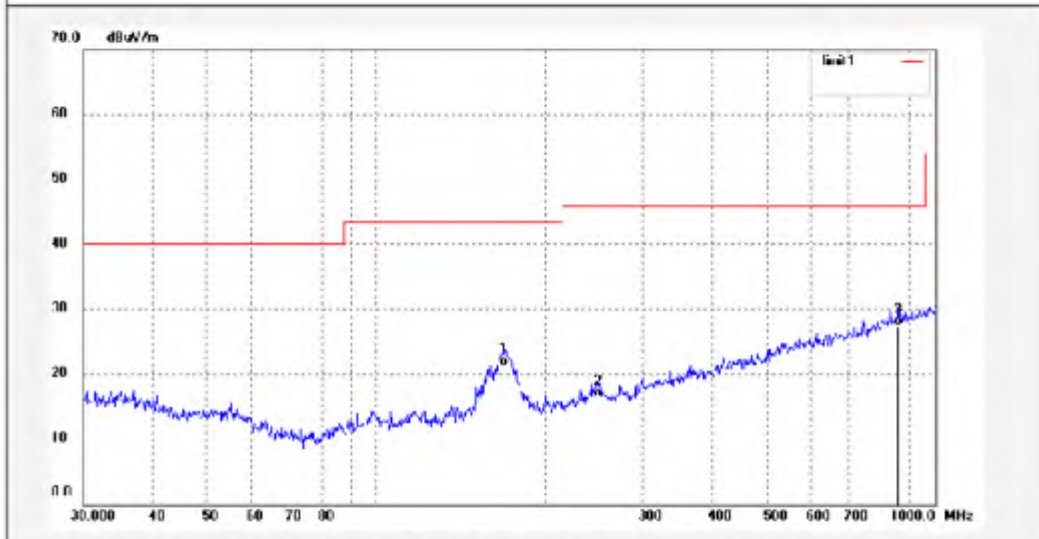


ACCURATE TECHNOLOGY CO., LTD.
F1,Bldg,A,Changyuan New Material Port Keyuan Rd,
Science & Industry Park,Nanshan Shenzhen,P.R.China

Site: 2# Chamber
Tel:+86-0755-26503290
Fax:+86-0755-26503396

Job No.: Igwade #2896	Polarization: Horizontal
Standard: FCC Class B 3M Radiated	Power Source: AC 230V/50Hz
Test item: Radiation Test	Date: 2016/07/22
Temp.(C)/Hum.(%) 23 C / 48 %	Time:
EUT: Dream machine	Engineer Signature: LGWADE
Mode: TX 2462MHz	Distance: 3m
Model: MBP85SN(SPS:S005ANV0500100)	
Manufacturer: Binatone	

Note: 802.11n20



No.	Freq. (MHz)	Reading (dBuV/m)	Factor (dB)	Result (dBuV/m)	Limit (dBuV/m)	Margin (dB)	Detector	Height (cm)	Degree (deg.)	Remark
1	169.5989	35.03	-13.74	21.29	43.50	-22.21	QP			
2	250.3011	27.07	-10.77	16.30	46.00	-29.70	QP			
3	860.0352	26.55	0.86	27.41	46.00	-18.59	QP			

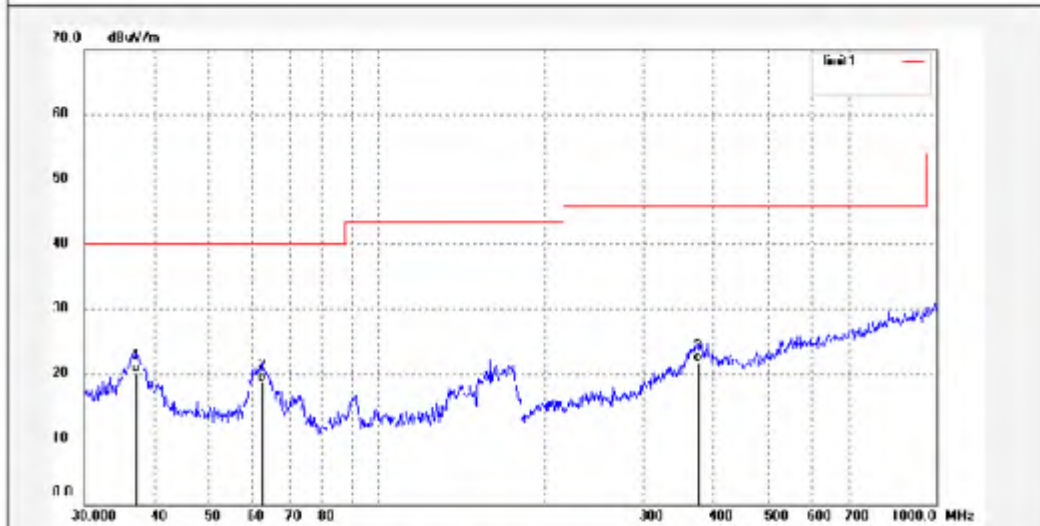


ACCURATE TECHNOLOGY CO., LTD.
F1,Bldg,A,Changyuan New Material Port Keyuan Rd,
Science & Industry Park,Nanshan Shenzhen,P.R.China

Site: 2# Chamber
Tel:+86-0755-26503290
Fax:+86-0755-26503396

Job No.: Igwade #2897	Polarization: Vertical
Standard: FCC Class B 3M Radiated	Power Source: AC 230V/50Hz
Test item: Radiation Test	Date: 2016/07/22
Temp.(C)/Hum.(%) 23 C / 48 %	Time:
EUT: Dream machine	Engineer Signature: LGWADE
Mode: TX 2462MHz	Distance: 3m
Model: MBP85SN(SPS:S005ANV0500100)	
Manufacturer: Binatone	

Note: 802.11n20



No.	Freq. (MHz)	Reading (dBuV/m)	Factor (dB)	Result (dBuV/m)	Limit (dBuV/m)	Margin (dB)	Detector	Height (cm)	Degree (deg.)	Remark
1	37.1550	31.18	-10.90	20.28	40.00	-19.72	QP			
2	62.2128	33.54	-14.73	18.81	40.00	-21.19	QP			
3	374.6225	29.24	-7.44	21.80	46.00	-24.20	QP			

1GHz - 18GHz

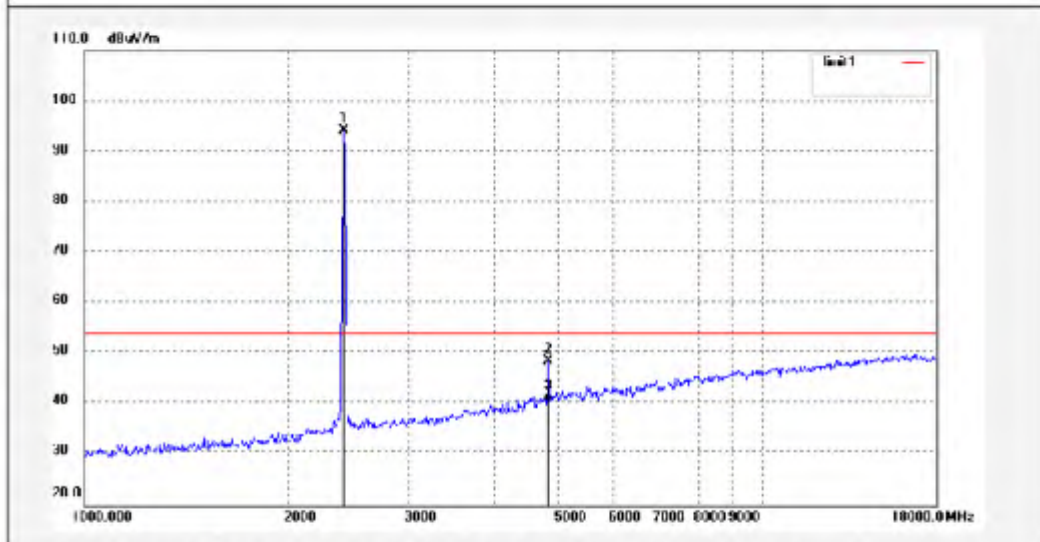


ACCURATE TECHNOLOGY CO., LTD.
F1,Bldg.A,Changyuan New Material Port Keyuan Rd,
Science & Industry Park,Nanshan Shenzhen,P.R.China

Site: 2# Chamber
Tel:+86-0755-26503290
Fax:+86-0755-26503396

Job No.: Igwade #2784	Polarization: Horizontal
Standard: FCC Class B 3M Radiated	Power Source: AC 120V/60Hz
Test item: Radiation Test	Date: 2016/07/22
Temp.(C)/Hum.(%) 23 C / 48 %	Time:
EUT: Dream machine	Engineer Signature: LGWADE
Mode: TX 2412MHz	Distance: 3m
Model: MBP85SN(SPS:S005ANV0500100)	
Manufacturer: Binatone	

Note: 802.11n HT20



No.	Freq. (MHz)	Reading (dBuV/m)	Factor (dB)	Result (dBuV/m)	Limit (dBuV/m)	Margin (dB)	Detector	Height (cm)	Degree (deg.)	Remark
1	2412.000	101.64	-7.43	94.21	/	/	peak			
2	4824.269	48.64	-0.19	48.45	74.00	-25.55	peak			
3	4824.269	40.65	-0.19	40.46	54.00	-13.54	AVG			

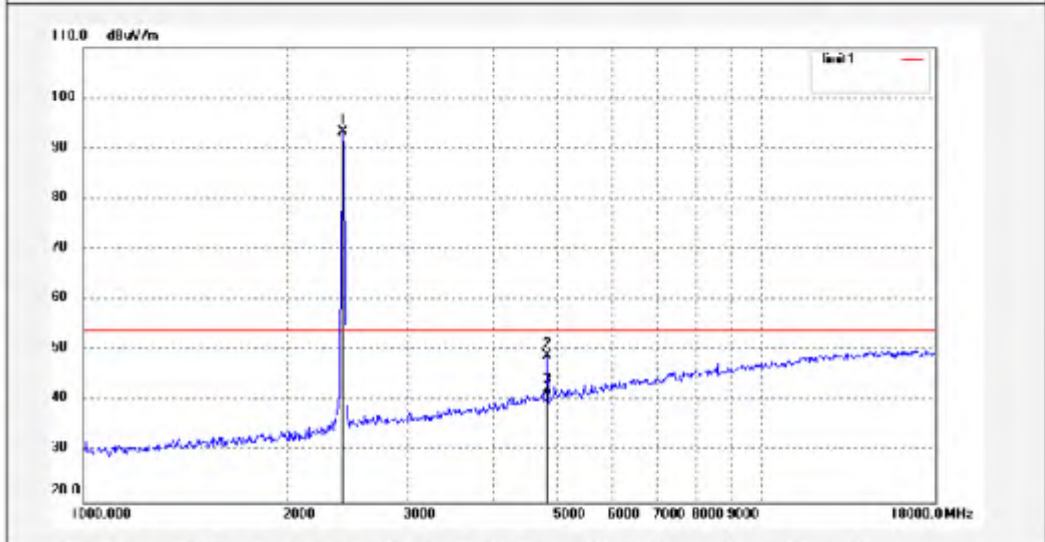


ACCURATE TECHNOLOGY CO., LTD.
F1,Bldg,A,Changyuan New Material Port Keyuan Rd,
Science & Industry Park,Nanshan Shenzhen,P.R.China

Site: 2# Chamber
Tel:+86-0755-26503290
Fax:+86-0755-26503396

Job No.: Igwade #2785	Polarization: Vertical
Standard: FCC Class B 3M Radiated	Power Source: AC 120V/60Hz
Test item: Radiation Test	Date: 2016/07/22
Temp.(C)/Hum.(%) 23 C / 48 %	Time:
EUT: Dream machine	Engineer Signature: LGWADE
Mode: TX 2412MHz	Distance: 3m
Model: MBP85SN(SPS:S005ANV0500100)	
Manufacturer: Binatone	

Note: 802.11n HT20



No.	Freq. (MHz)	Reading (dBuV/m)	Factor (dB)	Result (dBuV/m)	Limit (dBuV/m)	Margin (dB)	Detector	Height (cm)	Degree (deg.)	Remark
1	2412.000	100.64	-7.43	93.21	/	/	peak			
2	4824.257	49.03	-0.19	48.84	74.00	-25.16	peak			
3	4824.257	41.26	-0.19	41.07	54.00	-12.93	AVG			

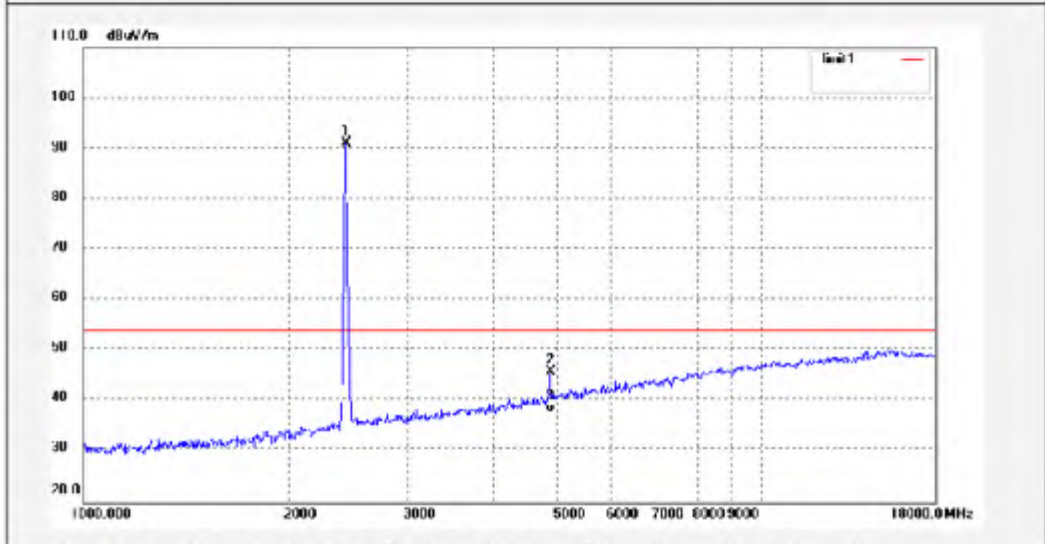


ACCURATE TECHNOLOGY CO., LTD.
F1,Bldg,A,Changyuan New Material Port Keyuan Rd,
Science & Industry Park,Nanshan Shenzhen,P.R.China

Site: 2# Chamber
Tel:+86-0755-26503290
Fax:+86-0755-26503396

Job No.: Igwade #2788	Polarization: Horizontal
Standard: FCC Class B 3M Radiated	Power Source: AC 120V/60Hz
Test item: Radiation Test	Date: 2016/07/22
Temp.(C)/Hum.(%) 23 C / 48 %	Time:
EUT: Dream machine	Engineer Signature: LGWADE
Mode: TX 2437MHz	Distance: 3m
Model: MBP85SN(SPS:S005ANV0500100)	
Manufacturer: Binatone	

Note: 802.11n HT20



No.	Freq. (MHz)	Reading (dBuV/m)	Factor (dB)	Result (dBuV/m)	Limit (dBuV/m)	Margin (dB)	Detector	Height (cm)	Degree (deg.)	Remark
1	2437.000	98.41	-7.36	91.05	/	/	peak			
2	4874.230	45.65	0.09	45.74	74.00	-28.26	peak			
3	4874.230	37.57	0.09	37.66	54.00	-16.34	AVG			

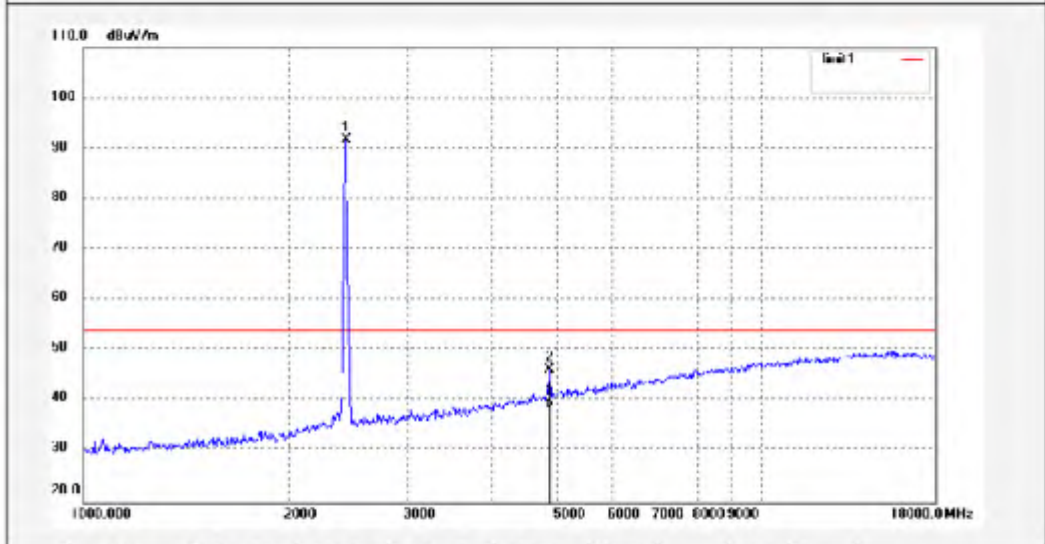


ACCURATE TECHNOLOGY CO., LTD.
F1,Bldg,A,Changyuan New Material Port Keyuan Rd,
Science & Industry Park,Nanshan Shenzhen,P.R.China

Site: 2# Chamber
Tel:+86-0755-26503290
Fax:+86-0755-26503396

Job No.: Igwade #2789	Polarization: Vertical
Standard: FCC Class B 3M Radiated	Power Source: AC 120V/60Hz
Test item: Radiation Test	Date: 2016/07/22
Temp.(C)/Hum.(%) 23 C / 48 %	Time:
EUT: Dream machine	Engineer Signature: LGWADE
Mode: TX 2437MHz	Distance: 3m
Model: MBP85SN(SPS:S005ANV0500100)	
Manufacturer: Binatone	

Note: 802.11n HT20



No.	Freq. (MHz)	Reading (dBuV/m)	Factor (dB)	Result (dBuV/m)	Limit (dBuV/m)	Margin (dB)	Detector	Height (cm)	Degree (deg.)	Remark
1	2437.000	98.98	-7.36	91.62	/	/	peak			
2	4874.275	46.23	0.09	46.32	74.00	-27.68	peak			
3	4874.275	38.51	0.09	38.60	54.00	-15.40	AVG			

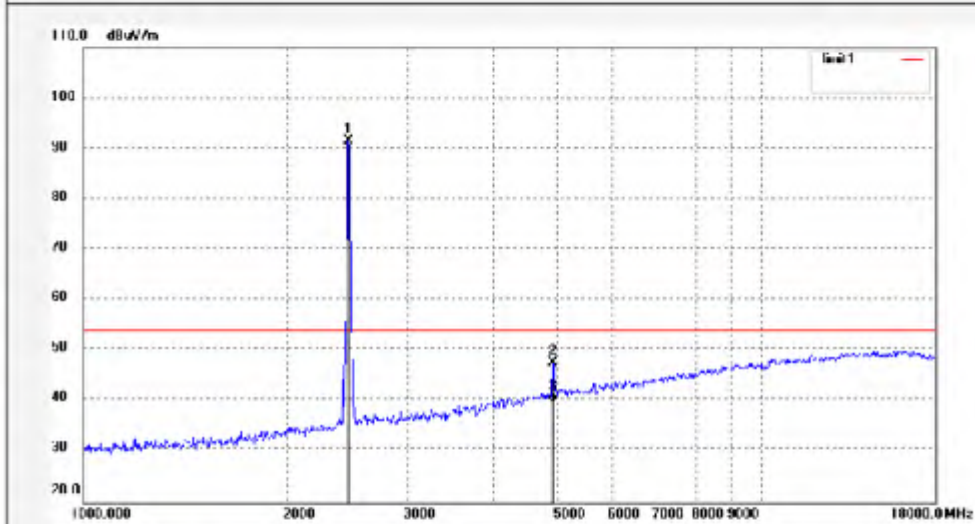


ACCURATE TECHNOLOGY CO., LTD.
F1,Bldg,A,Changyuan New Material Port Keyuan Rd,
Science & Industry Park,Nanshan Shenzhen,P.R.China

Site: 2# Chamber
Tel:+86-0755-26503290
Fax:+86-0755-26503396

Job No.: Igwade #2790	Polarization: Vertical
Standard: FCC Class B 3M Radiated	Power Source: AC 120V/60Hz
Test item: Radiation Test	Date: 2016/07/22
Temp.(C)/Hum.(%) 23 C / 48 %	Time:
EUT: Dream machine	Engineer Signature: LGWADE
Mode: TX 2462MHz	Distance: 3m
Model: MBP85SN(SPS:S005ANV0500100)	
Manufacturer: Binatone	

Note: 802.11n HT20



No.	Freq. (MHz)	Reading (dBuV/m)	Factor (dB)	Result (dBuV/m)	Limit (dBuV/m)	Margin (dB)	Detector	Height (cm)	Degree (deg.)	Remark
1	2462.000	98.90	-7.35	91.55	/	/	peak			
2	4924.266	47.29	0.34	47.63	74.00	-26.37	peak			
3	4924.266	39.36	0.34	39.70	54.00	-14.30	AVG			

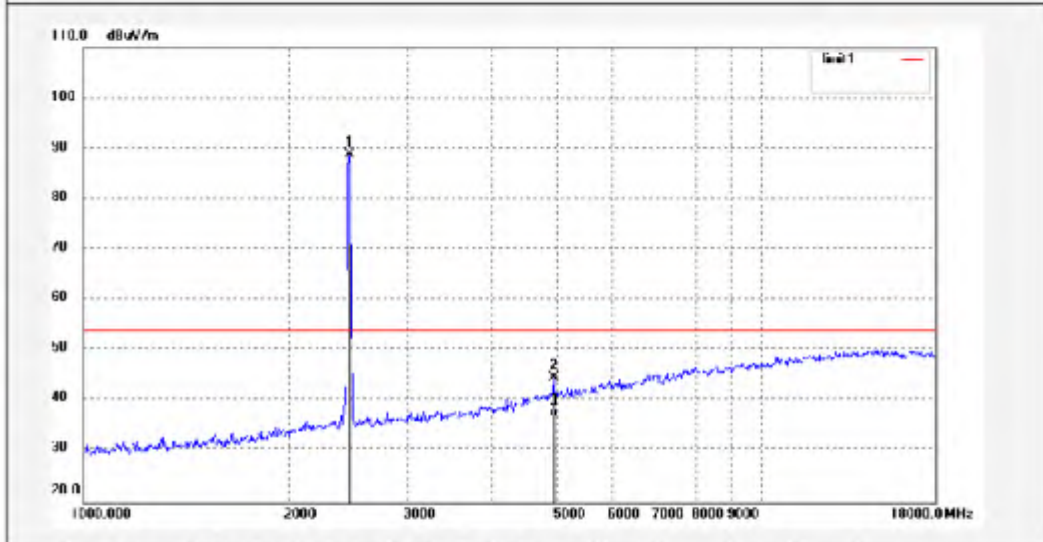


ACCURATE TECHNOLOGY CO., LTD.
F1,Bldg,A,Changyuan New Material Port Keyuan Rd,
Science & Industry Park,Nanshan Shenzhen,P.R.China

Site: 2# Chamber
Tel:+86-0755-26503290
Fax:+86-0755-26503396

Job No.: Igwade #2791	Polarization: Horizontal
Standard: FCC Class B 3M Radiated	Power Source: AC 120V/60Hz
Test item: Radiation Test	Date: 2016/07/22
Temp.(C)/Hum.(%) 23 C / 48 %	Time:
EUT: Dream machine	Engineer Signature: LGWADE
Mode: TX 2462MHz	Distance: 3m
Model: MBP85SN(SPS:S005ANV0500100)	
Manufacturer: Binatone	

Note: 802.11n HT20



No.	Freq. (MHz)	Reading (dBuV/m)	Factor (dB)	Result (dBuV/m)	Limit (dBuV/m)	Margin (dB)	Detector	Height (cm)	Degree (deg.)	Remark
1	2462.000	96.19	-7.35	88.84	/	/	peak			
2	4924.243	44.37	0.34	44.71	74.00	-29.29	peak			
3	4924.243	36.51	0.34	36.85	54.00	-17.15	AVG			

**Wi-Fi 802.11 n(HT40) mode, MCS0 Mbps
30MHz - 1GHz**

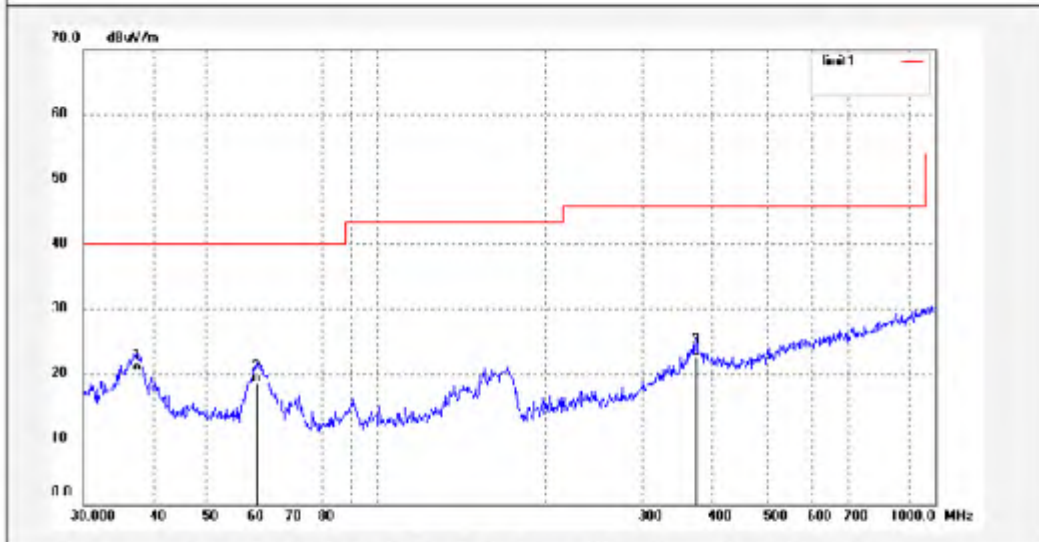


ACCURATE TECHNOLOGY CO., LTD.
F1,Bldg,A,Changyuan New Material Port Keyuan Rd,
Science & Industry Park,Nanshan Shenzhen,P.R.China

Site: 2# Chamber
Tel:+86-0755-26503290
Fax:+86-0755-26503396

Job No.: Igwade #2898	Polarization: Vertical
Standard: FCC Class B 3M Radiated	Power Source: AC 230V/50Hz
Test item: Radiation Test	Date: 2016/07/22
Temp.(C)/Hum.(%) 23 C / 48 %	Time:
EUT: Dream machine	Engineer Signature: LGWADE
Mode: TX 2422MHz	Distance: 3m
Model: MBP85SN(SPS:S005ANV0500100)	
Manufacturer: Binatone	

Note: 802.11n40



No.	Freq. (MHz)	Reading (dBuV/m)	Factor (dB)	Result (dBuV/m)	Limit (dBuV/m)	Margin (dB)	Detector	Height (cm)	Degree (deg.)	Remark
1	37.4164	31.34	-10.96	20.38	40.00	-19.62	QP			
2	61.1315	33.06	-14.35	18.71	40.00	-21.29	QP			
3	373.3110	30.17	-7.46	22.71	46.00	-23.29	QP			

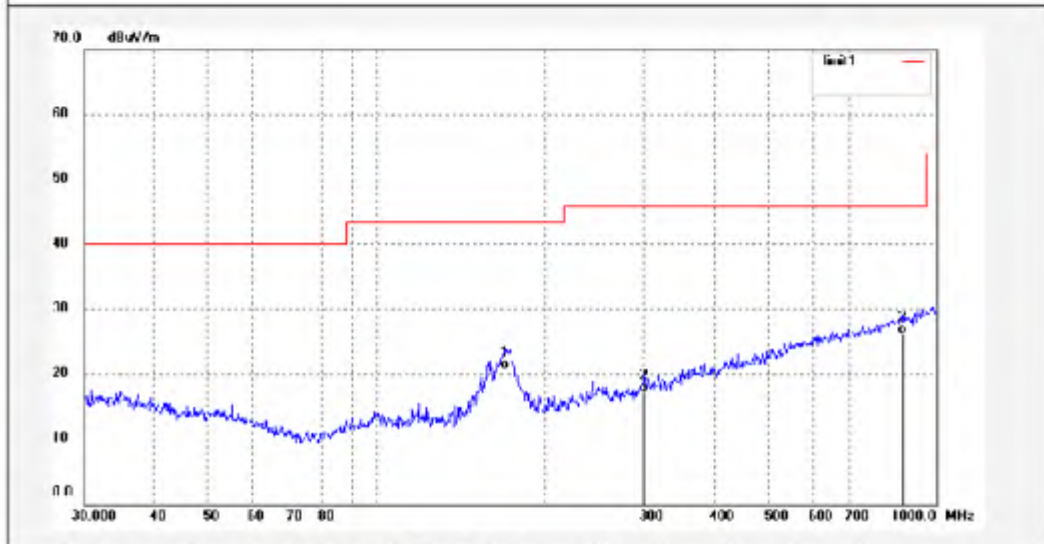


ACCURATE TECHNOLOGY CO., LTD.
F1,Bldg,A,Changyuan New Material Port Keyuan Rd,
Science & Industry Park,Nanshan Shenzhen,P.R.China

Site: 2# Chamber
Tel:+86-0755-26503290
Fax:+86-0755-26503396

Job No.: Igwade #2899	Polarization: Horizontal
Standard: FCC Class B 3M Radiated	Power Source: AC 230V/50Hz
Test item: Radiation Test	Date: 2016/07/22
Temp.(C)/Hum.(%) 23 C / 48 %	Time:
EUT: Dream machine	Engineer Signature: LGWADE
Mode: TX 2422MHz	Distance: 3m
Model: MBP85SN(SPS:S005ANV0500100)	
Manufacturer: Binatone	

Note: 802.11n40



No.	Freq. (MHz)	Reading (dBuV/m)	Factor (dB)	Result (dBuV/m)	Limit (dBuV/m)	Margin (dB)	Detector	Height (cm)	Degree (deg.)	Remark
1	169.5989	34.55	-13.74	20.81	43.50	-22.69	QP			
2	300.3672	26.50	-9.29	17.21	46.00	-28.79	QP			
3	872.1832	25.07	1.07	26.14	46.00	-19.86	QP			

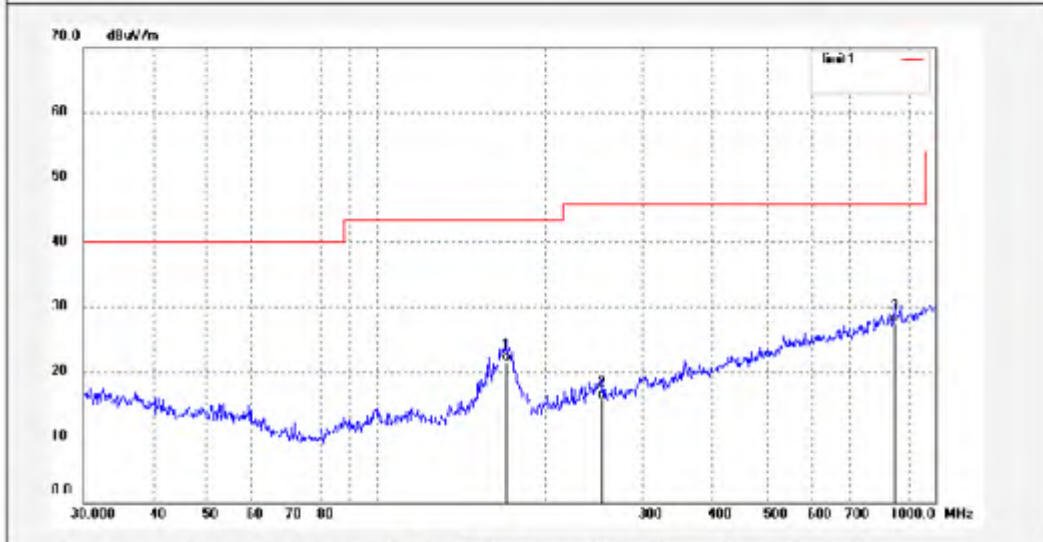


ACCURATE TECHNOLOGY CO., LTD.
F1,Bldg,A,Changyuan New Material Port Keyuan Rd,
Science & Industry Park,Nanshan Shenzhen,P.R.China

Site: 2# Chamber
Tel:+86-0755-26503290
Fax:+86-0755-26503396

Job No.: Igwade #2900	Polarization: Horizontal
Standard: FCC Class B 3M Radiated	Power Source: AC 230V/50Hz
Test item: Radiation Test	Date: 2016/07/22
Temp.(C)/Hum.(%) 23 C / 48 %	Time:
EUT: Dream machine	Engineer Signature: LGWADE
Mode: TX 2437MHz	Distance: 3m
Model: MBP85SN(SPS:S005ANV0500100)	
Manufacturer: Binatone	

Note: 802.11n40



No.	Freq. (MHz)	Reading (dBuV/m)	Factor (dB)	Result (dBuV/m)	Limit (dBuV/m)	Margin (dB)	Detector	Height (cm)	Degree (deg.)	Remark
1	171.3925	35.29	-13.67	21.62	43.50	-21.88	QP			
2	252.9482	26.68	-10.76	15.92	46.00	-30.08	QP			
3	845.0878	26.80	0.69	27.49	46.00	-18.51	QP			

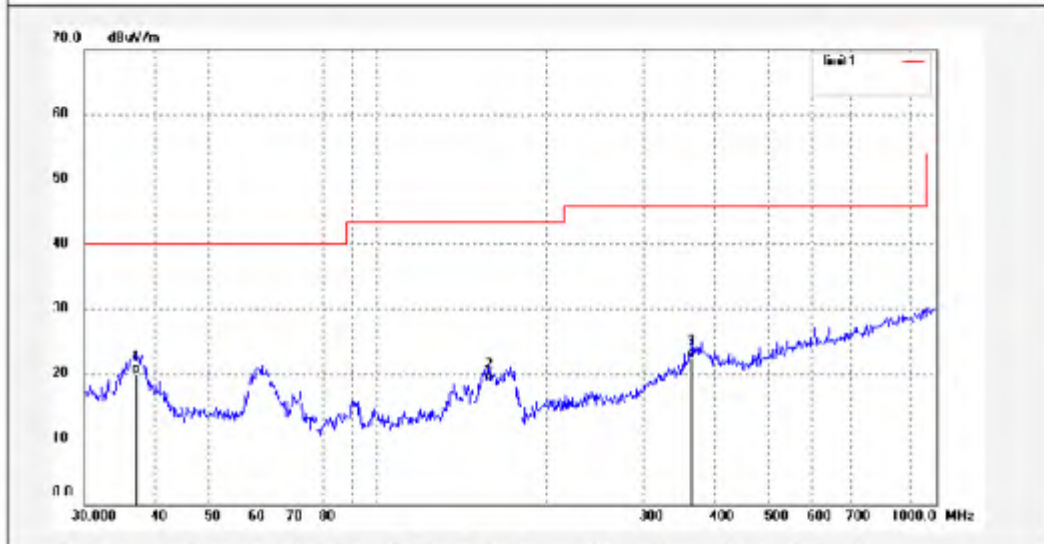


ACCURATE TECHNOLOGY CO., LTD.
F1,Bldg,A,Changyuan New Material Port Keyuan Rd,
Science & Industry Park,Nanshan Shenzhen,P.R.China

Site: 2# Chamber
Tel:+86-0755-26503290
Fax:+86-0755-26503396

Job No.: Igwade #2901	Polarization: Vertical
Standard: FCC Class B 3M Radiated	Power Source: AC 230V/50Hz
Test item: Radiation Test	Date: 2016/07/22
Temp.(C)/Hum.(%) 23 C / 48 %	Time:
EUT: Dream machine	Engineer Signature: LGWADE
Mode: TX 2437MHz	Distance: 3m
Model: MBP85SN(SPS:S005ANV0500100)	
Manufacturer: Binatone	

Note: 802.11n40



No.	Freq. (MHz)	Reading (dBuV/m)	Factor (dB)	Result (dBuV/m)	Limit (dBuV/m)	Margin (dB)	Detector	Height (cm)	Degree (deg.)	Remark
1	37.1550	30.95	-10.90	20.05	40.00	-19.95	QP			
2	158.6676	33.72	-14.69	19.03	43.50	-24.47	QP			
3	365.5391	30.06	-7.56	22.50	46.00	-23.50	QP			

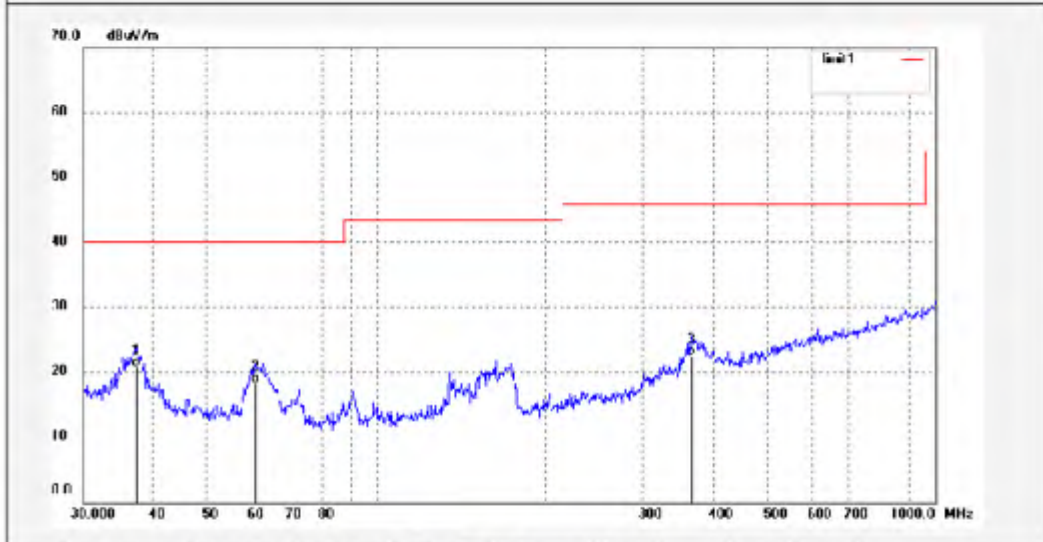


ACCURATE TECHNOLOGY CO., LTD.
F1,Bldg,A,Changyuan New Material Port Keyuan Rd,
Science & Industry Park,Nanshan Shenzhen,P.R.China

Site: 2# Chamber
Tel:+86-0755-26503290
Fax:+86-0755-26503396

Job No.: Igwade #2902	Polarization: Vertical
Standard: FCC Class B 3M Radiated	Power Source: AC 230V/50Hz
Test item: Radiation Test	Date: 2016/07/22
Temp.(C)/Hum.(%) 23 C / 48 %	Time:
EUT: Dream machine	Engineer Signature: LGWADE
Mode: TX 2452MHz	Distance: 3m
Model: MBP85SN(SPS:S005ANV0500100)	
Manufacturer: Binatone	

Note: 802.11n40



No.	Freq. (MHz)	Reading (dBuV/m)	Factor (dB)	Result (dBuV/m)	Limit (dBuV/m)	Margin (dB)	Detector	Height (cm)	Degree (deg.)	Remark
1	37.2854	31.73	-10.93	20.80	40.00	-19.20	QP			
2	60.9176	32.55	-14.27	18.28	40.00	-21.72	QP			
3	366.8231	30.11	-7.54	22.57	46.00	-23.43	QP			

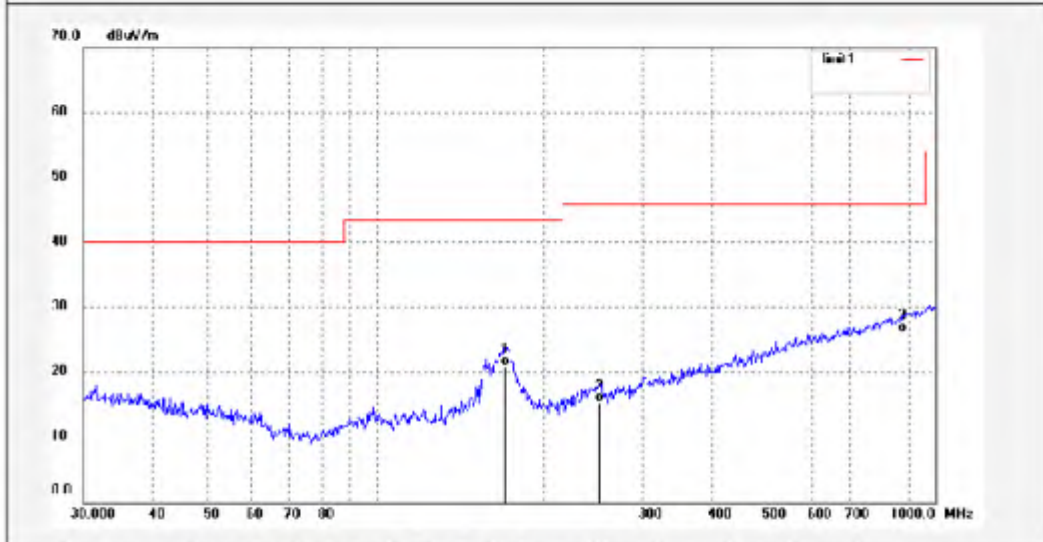


ACCURATE TECHNOLOGY CO., LTD.
F1,Bldg,A,Changyuan New Material Port Keyuan Rd,
Science & Industry Park,Nanshan Shenzhen,P.R.China

Site: 2# Chamber
Tel:+86-0755-26503290
Fax:+86-0755-26503396

Job No.: Igwade #2903	Polarization: Horizontal
Standard: FCC Class B 3M Radiated	Power Source: AC 230V/50Hz
Test item: Radiation Test	Date: 2016/07/22
Temp.(C)/Hum.(%) 23 C / 48 %	Time:
EUT: Dream machine	Engineer Signature: LGWADE
Mode: TX 2452MHz	Distance: 3m
Model: MBP85SN(SPS:S005ANV0500100)	
Manufacturer: Binatone	

Note: 802.11n40



No.	Freq. (MHz)	Reading (dBuV/m)	Factor (dB)	Result (dBuV/m)	Limit (dBuV/m)	Margin (dB)	Detector	Height (cm)	Degree (deg.)	Remark
1	170.1947	34.62	-13.68	20.94	43.50	-22.56	QP			
2	251.1803	26.04	-10.77	15.27	46.00	-30.73	QP			
3	875.2469	25.05	1.11	26.16	46.00	-19.84	QP			

1GHz - 18GHz



ACCURATE TECHNOLOGY CO., LTD.

F1,Bldg.A,Changyuan New Material Port Keyuan Rd,
Science & Industry Park,Nanshan Shenzhen,P.R.China

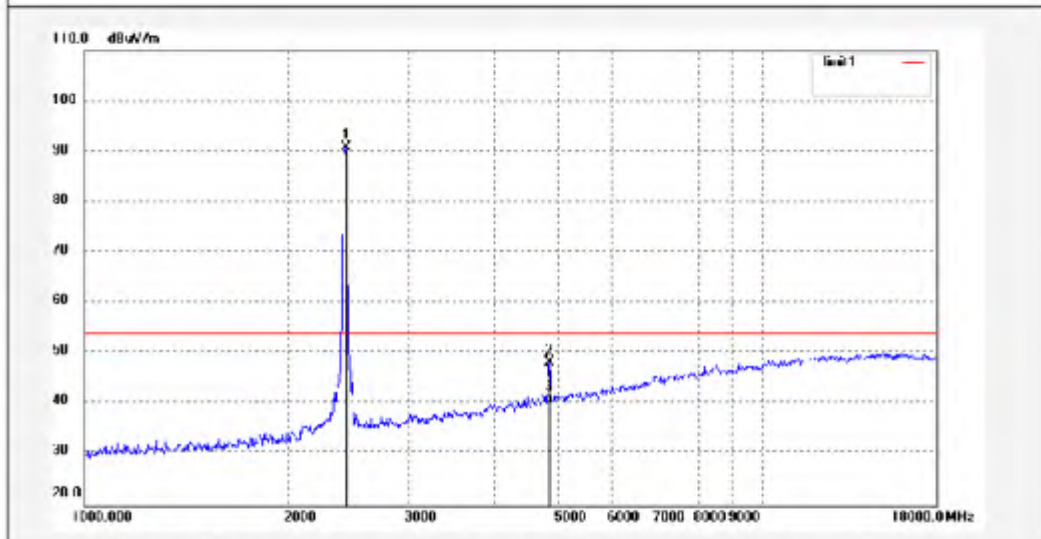
Site: 2# Chamber

Tel:+86-0755-26503290

Fax:+86-0755-26503396

Job No.: Igwade #2800	Polarization: Horizontal
Standard: FCC Class B 3M Radiated	Power Source: AC 120V/60Hz
Test item: Radiation Test	Date: 2016/07/22
Temp.(C)/Hum.(%) 23 C / 48 %	Time:
EUT: Dream machine	Engineer Signature: LGWADE
Mode: TX 2422MHz	Distance: 3m
Model: MBP85SN(SPS:S005ANV0500100)	
Manufacturer: Binatone	

Note: 802.11n HT40



No.	Freq. (MHz)	Reading (dBuV/m)	Factor (dB)	Result (dBuV/m)	Limit (dBuV/m)	Margin (dB)	Detector	Height (cm)	Degree (deg.)	Remark
1	2422.000	98.16	-7.40	90.76	/	/	peak			
2	4844.297	48.36	-0.08	48.28	74.00	-25.72	peak			
3	4844.297	40.30	-0.08	40.22	54.00	-13.78	AVG			

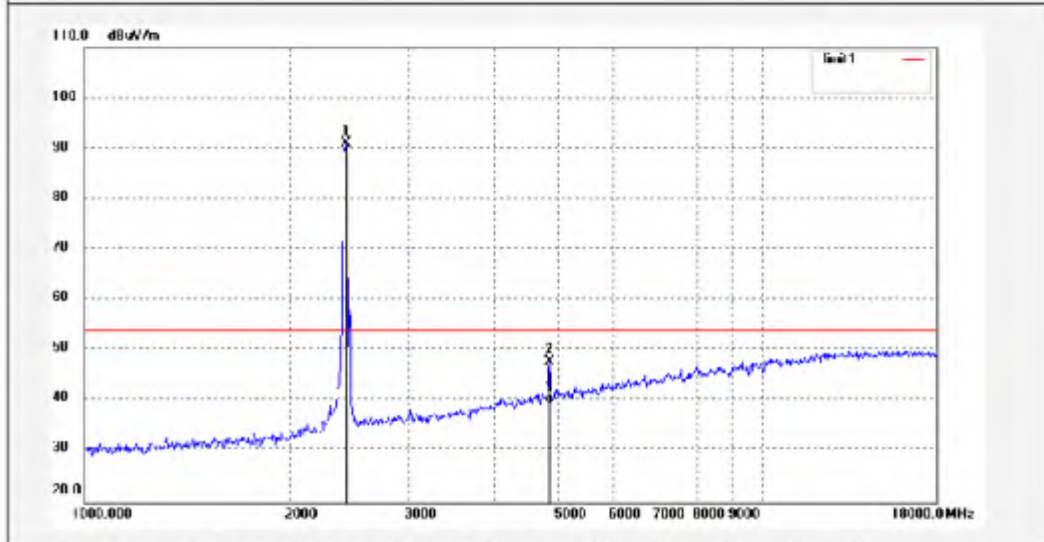


ACCURATE TECHNOLOGY CO., LTD.
F1,Bldg,A,Changyuan New Material Port Keyuan Rd,
Science & Industry Park,Nanshan Shenzhen,P.R.China

Site: 2# Chamber
Tel:+86-0755-26503290
Fax:+86-0755-26503396

Job No.: Igwade #2801	Polarization: Vertical
Standard: FCC Class B 3M Radiated	Power Source: AC 120V/60Hz
Test item: Radiation Test	Date: 2016/07/22
Temp.(C)/Hum.(%) 23 C / 48 %	Time:
EUT: Dream machine	Engineer Signature: LGWADE
Mode: TX 2422MHz	Distance: 3m
Model: MBP85SN(SPS:S005ANV0500100)	
Manufacturer: Binatone	

Note: 802.11n HT40



No.	Freq. (MHz)	Reading (dBuV/m)	Factor (dB)	Result (dBuV/m)	Limit (dBuV/m)	Margin (dB)	Detector	Height (cm)	Degree (deg.)	Remark
1	2422.000	98.40	-7.40	91.00	/	/	peak			
2	4844.335	47.91	-0.08	47.83	74.00	-26.17	peak			
3	4844.335	39.62	-0.08	39.54	54.00	-14.46	AVG			

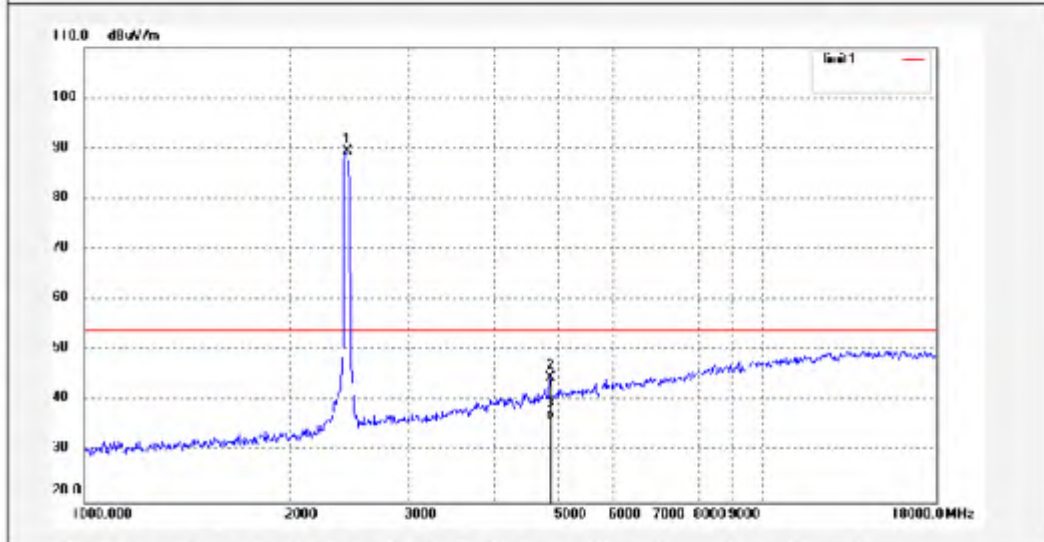


ACCURATE TECHNOLOGY CO., LTD.
F1,Bldg,A,Changyuan New Material Port Keyuan Rd,
Science & Industry Park,Nanshan Shenzhen,P.R.China

Site: 2# Chamber
Tel:+86-0755-26503290
Fax:+86-0755-26503396

Job No.: Igwade #2804	Polarization: Horizontal
Standard: FCC Class B 3M Radiated	Power Source: AC 120V/60Hz
Test item: Radiation Test	Date: 2016/07/22
Temp.(C)/Hum.(%) 23 C / 48 %	Time:
EUT: Dream machine	Engineer Signature: LGWADE
Mode: TX 2437MHz	Distance: 3m
Model: MBP85SN(SPS:S005ANV0500100)	
Manufacturer: Binatone	

Note: 802.11n HT40



No.	Freq. (MHz)	Reading (dBuV/m)	Factor (dB)	Result (dBuV/m)	Limit (dBuV/m)	Margin (dB)	Detector	Height (cm)	Degree (deg.)	Remark
1	2437.000	96.78	-7.36	89.42	/	/	peak			
2	4874.316	44.51	0.09	44.60	74.00	-29.40	peak			
3	4874.316	36.23	0.09	36.32	54.00	-17.68	AVG			

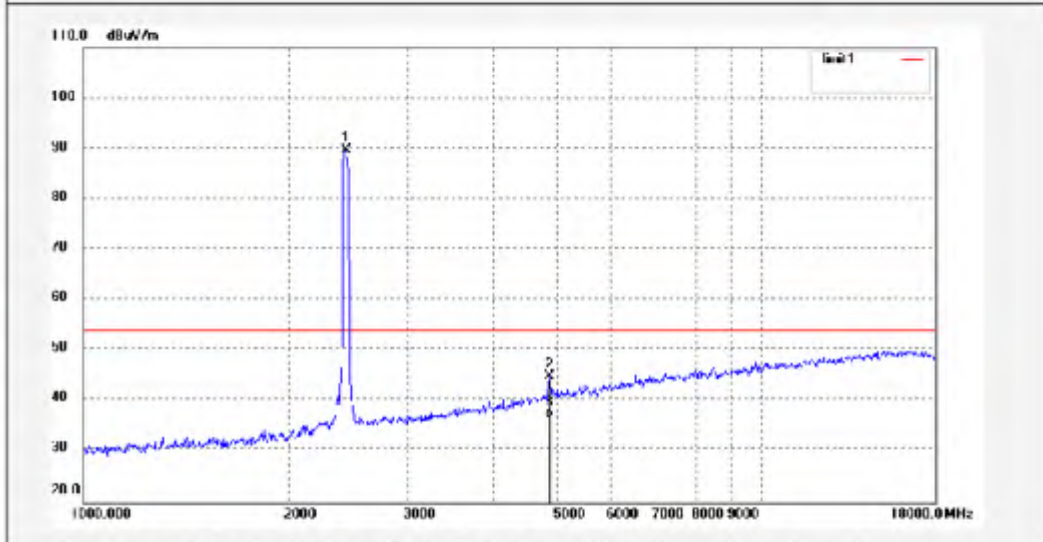


ACCURATE TECHNOLOGY CO., LTD.
F1,Bldg,A,Changyuan New Material Port Keyuan Rd,
Science & Industry Park,Nanshan Shenzhen,P.R.China

Site: 2# Chamber
Tel:+86-0755-26503290
Fax:+86-0755-26503396

Job No.: Igwade #2805	Polarization: Vertical
Standard: FCC Class B 3M Radiated	Power Source: AC 120V/60Hz
Test item: Radiation Test	Date: 2016/07/22
Temp.(C)/Hum.(%) 23 C / 48 %	Time:
EUT: Dream machine	Engineer Signature: LGWADE
Mode: TX 2437MHz	Distance: 3m
Model: MBP85SN(SPS:S005ANV0500100)	
Manufacturer: Binatone	

Note: 802.11n HT40



No.	Freq. (MHz)	Reading (dBuV/m)	Factor (dB)	Result (dBuV/m)	Limit (dBuV/m)	Margin (dB)	Detector	Height (cm)	Degree (deg.)	Remark
1	2437.000	96.89	-7.36	89.53	/	/	peak			
2	4874.328	44.77	0.09	44.86	74.00	-29.14	peak			
3	4874.328	36.51	0.09	36.60	54.00	-17.40	AVG			

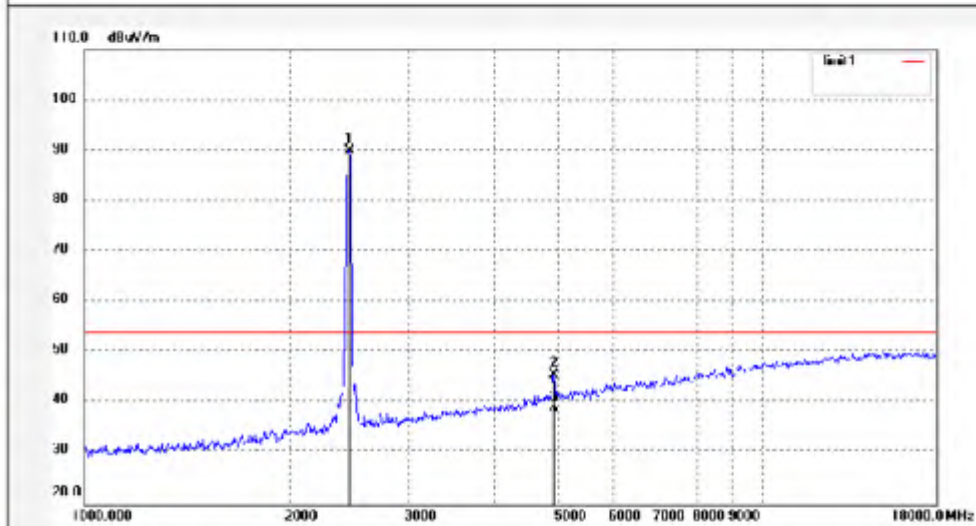


ACCURATE TECHNOLOGY CO., LTD.
F1,Bldg,A,Changyuan New Material Port Keyuan Rd,
Science & Industry Park,Nanshan Shenzhen,P.R.China

Site: 2# Chamber
Tel:+86-0755-26503290
Fax:+86-0755-26503396

Job No.: Igwade #2806	Polarization: Vertical
Standard: FCC Class B 3M Radiated	Power Source: AC 120V/60Hz
Test item: Radiation Test	Date: 2016/07/22
Temp.(C)/Hum.(%) 23 C / 48 %	Time:
EUT: Dream machine	Engineer Signature: LGWADE
Mode: TX 2452MHz	Distance: 3m
Model: MBP85SN(SPS:S005ANV0500100)	
Manufacturer: Binatone	

Note: 802.11n HT40



No.	Freq. (MHz)	Reading (dBuV/m)	Factor (dB)	Result (dBuV/m)	Limit (dBuV/m)	Margin (dB)	Detector	Height (cm)	Degree (deg.)	Remark
1	2452.000	97.30	-7.33	89.97	/	/	peak			
2	4904.316	45.34	0.25	45.59	74.00	-28.41	peak			
3	4904.316	37.60	0.25	37.85	54.00	-16.15	AVG			

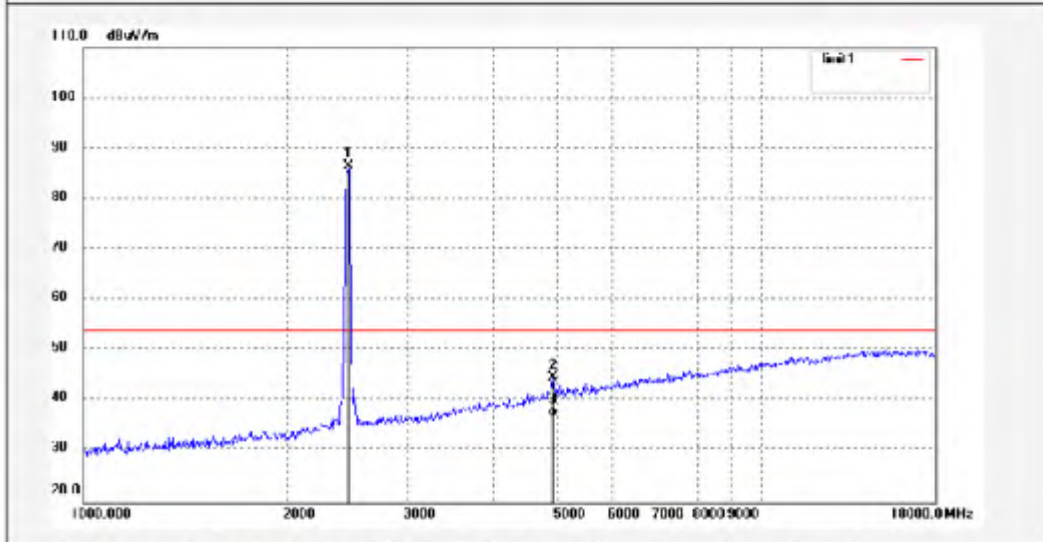


ACCURATE TECHNOLOGY CO., LTD.
F1,Bldg,A,Changyuan New Material Port Keyuan Rd,
Science & Industry Park,Nanshan Shenzhen,P.R.China

Site: 2# Chamber
Tel:+86-0755-26503290
Fax:+86-0755-26503396

Job No.: Igwade #2807	Polarization: Horizontal
Standard: FCC Class B 3M Radiated	Power Source: AC 120V/60Hz
Test item: Radiation Test	Date: 2016/07/22
Temp.(C)/Hum.(%) 23 C / 48 %	Time:
EUT: Dream machine	Engineer Signature: LGWADE
Mode: TX 2452MHz	Distance: 3m
Model: MBP85SN(SPS:S005ANV0500100)	
Manufacturer: Binatone	

Note: 802.11n HT40



No.	Freq. (MHz)	Reading (dBuV/m)	Factor (dB)	Result (dBuV/m)	Limit (dBuV/m)	Margin (dB)	Detector	Height (cm)	Degree (deg.)	Remark
1	2452.000	93.79	-7.33	86.46	/	/	peak			
2	4904.348	44.30	0.25	44.55	74.00	-29.45	peak			
3	4904.348	36.84	0.25	37.09	54.00	-16.91	AVG			

Appendix B.2: Test Results of Radiated Emissions in Restricted Bands
Wi-Fi 802.11 b mode, 1 Mbps
Low channel



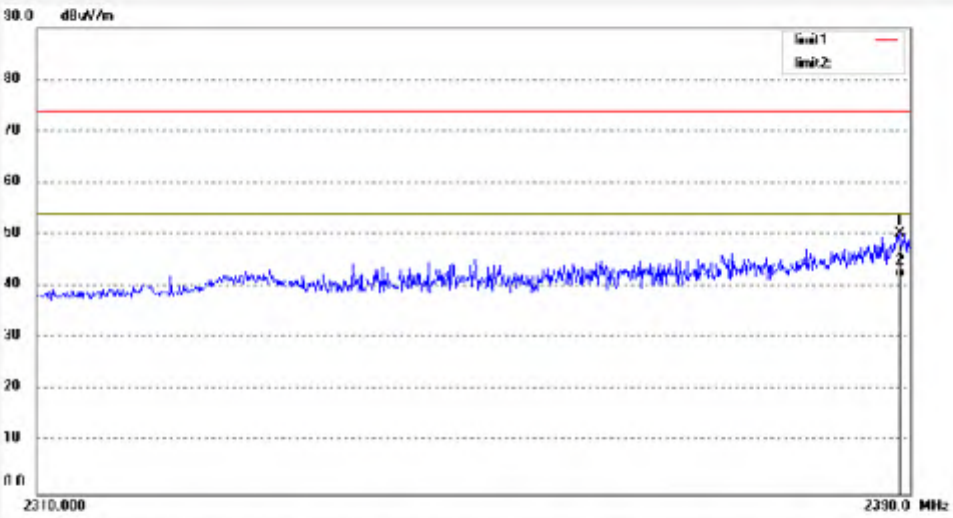
ACCURATE TECHNOLOGY CO., LTD.

F1,Bldg.A,Changyuan New Material Port Keyuan Rd,
Science & Industry Park,Nanshan Shenzhen,P.R.China

Site: 2# Chamber

Tel:+86-0755-26503290

Fax:+86-0755-26503396

Job No.: Igwade #2754	Polarization: Vertical									
Standard: FCC (Band Edge)	Power Source: AC 120V/60Hz									
Test item: Radiation Test	Date: 2016/07/22									
Temp.(C)/Hum.(%) 23 C / 48 %	Time:									
EUT: Dream machine	Engineer Signature: LGWADE									
Mode: TX 2412MHz	Distance: 3m									
Model: MBP85SN(SPS:S005ANV0500100)										
Manufacturer: Binatone										
Note: 802.11b										
										
No.	Freq. (MHz)	Reading (dBuV/m)	Factor (dB)	Result (dBuV/m)	Limit (dBuV/m)	Margin (dB)	Detector	Height (cm)	Degree (deg.)	Remark
1	2389.040	57.89	-7.53	50.36	74.00	-23.64	peak			
2	2389.040	49.24	-7.53	41.71	54.00	-12.29	AVG			

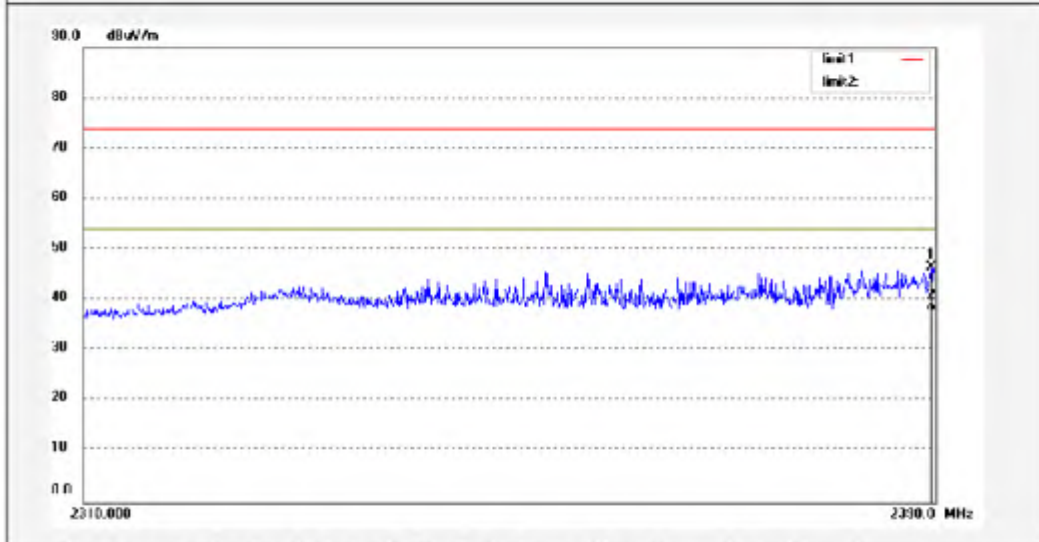


ACCURATE TECHNOLOGY CO., LTD.
F1,Bldg,A,Changyuan New Material Port Keyuan Rd,
Science & Industry Park,Nanshan Shenzhen,P.R.China

Site: 2# Chamber
Tel:+86-0755-26503290
Fax:+86-0755-26503396

Job No.: Igwade #2755	Polarization: Horizontal
Standard: FCC (Band Edge)	Power Source: AC 120V/60Hz
Test item: Radiation Test	Date: 2016/07/22
Temp.(C)/Hum.(%) 23 C / 48 %	Time:
EUT: Dream machine	Engineer Signature: LGWADE
Mode: TX 2412MHz	Distance: 3m
Model: MBP85SN(SPS:S005ANV0500100)	
Manufacturer: Binatone	

Note: 802.11b



No.	Freq. (MHz)	Reading (dBuV/m)	Factor (dB)	Result (dBuV/m)	Limit (dBuV/m)	Margin (dB)	Detector	Height (cm)	Degree (deg.)	Remark
1	2389.600	54.10	-7.53	46.57	74.00	-27.43	peak			
2	2389.600	45.26	-7.53	37.73	54.00	-16.27	AVG			

High channel

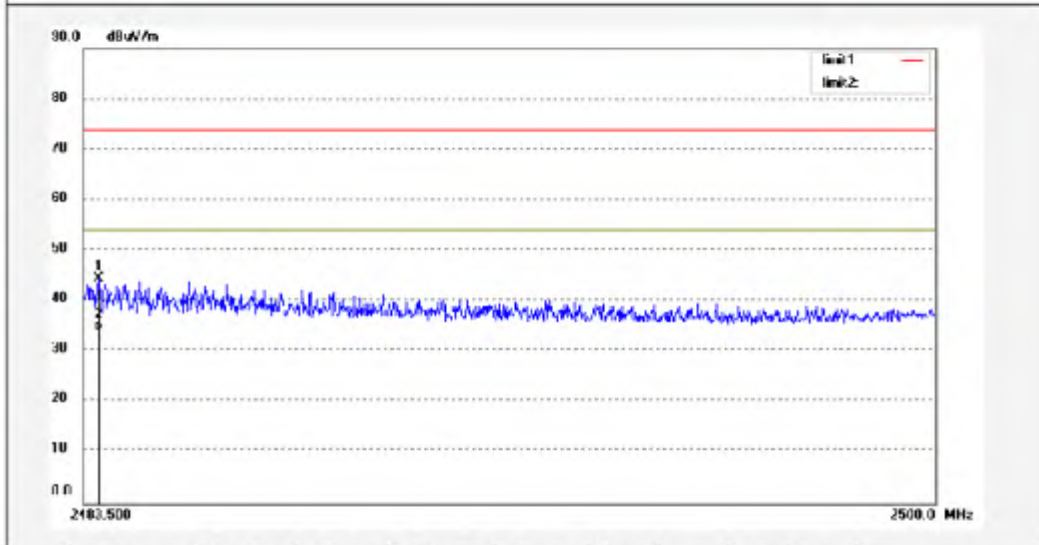


ACCURATE TECHNOLOGY CO., LTD.
F1,Bldg.A,Changyuan New Material Port Keyuan Rd,
Science & Industry Park,Nanshan Shenzhen,P.R.China

Site: 2# Chamber
Tel:+86-0755-26503290
Fax:+86-0755-26503396

Job No.: Igwade #2760	Polarization: Horizontal
Standard: FCC (Band Edge)	Power Source: AC 120V/60Hz
Test item: Radiation Test	Date: 2016/07/22
Temp.(C)/Hum.(%) 23 C / 48 %	Time:
EUT: Dream machine	Engineer Signature: LGWADE
Mode: TX 2462MHz	Distance: 3m
Model: MBP85SN(SPS:S005ANV0500100)	
Manufacturer: Binatone	

Note: 802.11b



No.	Freq. (MHz)	Reading (dBuV/m)	Factor (dB)	Result (dBuV/m)	Limit (dBuV/m)	Margin (dB)	Detector	Height (cm)	Degree (deg.)	Remark
1	2483.797	51.82	-7.38	44.44	74.00	-29.56	peak			
2	2483.797	41.54	-7.38	34.16	54.00	-19.84	AVG			



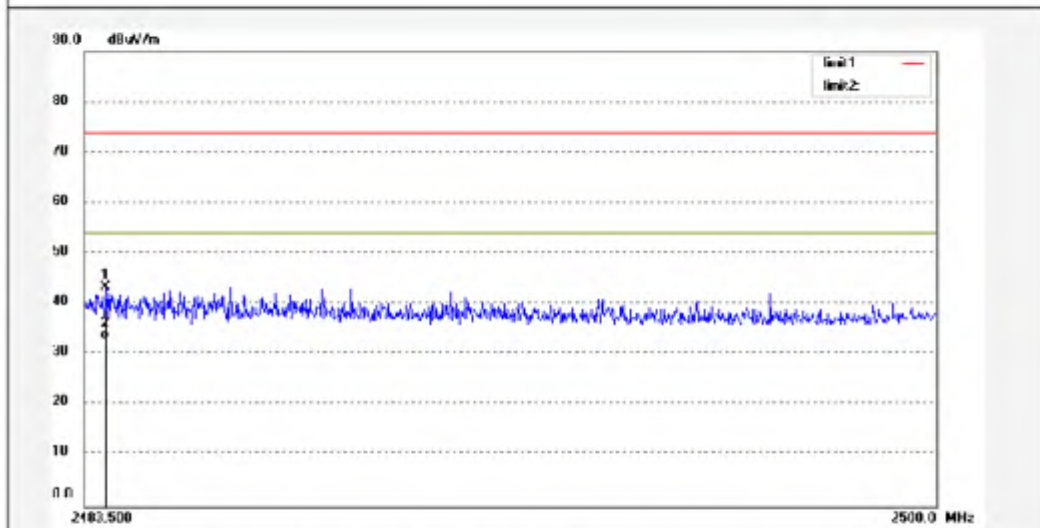
ACCURATE TECHNOLOGY CO., LTD.

F1,Bldg,A,Changyuan New Material Port Keyuan Rd,
Science & Industry Park,Nanshan Shenzhen,P.R.China

Site: 2# Chamber
Tel:+86-0755-26503290
Fax:+86-0755-26503396

Job No.: Igwade #2761	Polarization: Vertical
Standard: FCC (Band Edge)	Power Source: AC 120V/60Hz
Test item: Radiation Test	Date: 2016/07/22
Temp.(C)/Hum.(%) 23 C / 48 %	Time:
EUT: Dream machine	Engineer Signature: LGWADE
Mode: TX 2462MHz	Distance: 3m
Model: MBP85SN(SPS:S005ANV0500100)	
Manufacturer: Binatone	

Note: 802.11b



No.	Freq. (MHz)	Reading (dBuV/m)	Factor (dB)	Result (dBuV/m)	Limit (dBuV/m)	Margin (dB)	Detector	Height (cm)	Degree (deg.)	Remark
1	2483.912	50.75	-7.38	43.37	74.00	-30.63	peak			
2	2483.912	40.24	-7.38	32.86	54.00	-21.14	AVG			

Wi-Fi 802.11 g mode, 6 Mbps
Low channel



ACCURATE TECHNOLOGY CO., LTD.

F1,Bldg,A,Changyuan New Material Port Keyuan Rd,
Science & Industry Park,Nanshan Shenzhen,P.R.China

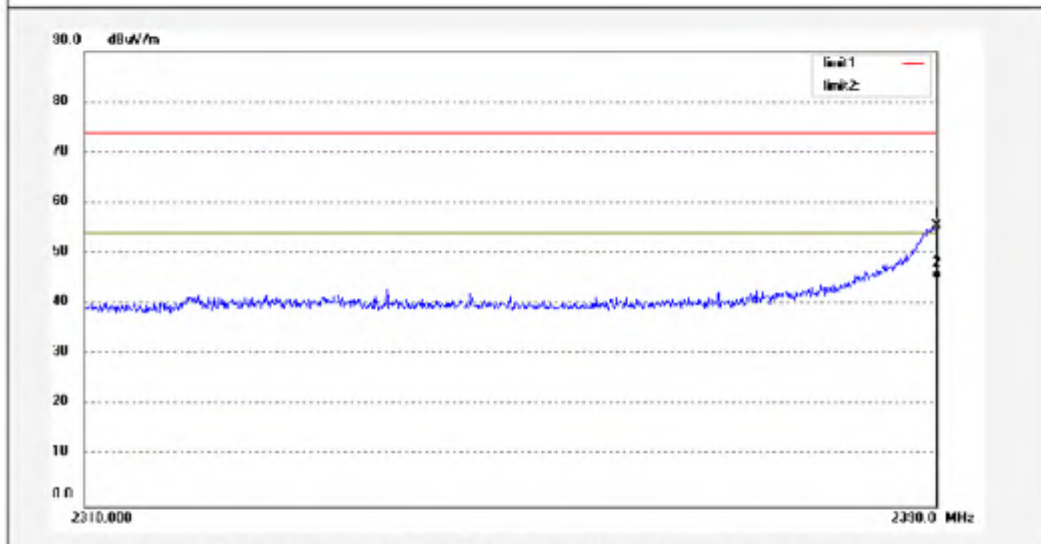
Site: 2# Chamber

Tel:+86-0755-26503290

Fax:+86-0755-26503396

Job No.: Igwade #2770	Polarization: Vertical
Standard: FCC (Band Edge)	Power Source: AC 120V/60Hz
Test item: Radiation Test	Date: 2016/07/22
Temp.(C)/Hum.(%) 23 C / 48 %	Time:
EUT: Dream machine	Engineer Signature: LGWADE
Mode: TX 2412MHz	Distance: 3m
Model: MBP85SN(SPS:S005ANV0500100)	
Manufacturer: Binatone	

Note: 802.11g



No.	Freq. (MHz)	Reading (dBuV/m)	Factor (dB)	Result (dBuV/m)	Limit (dBuV/m)	Margin (dB)	Detector	Height (cm)	Degree (deg.)	Remark
1	2390.000	62.99	-7.53	55.46	74.00	-18.54	peak			
2	2390.000	52.45	-7.53	44.92	54.00	-9.08	AVG			

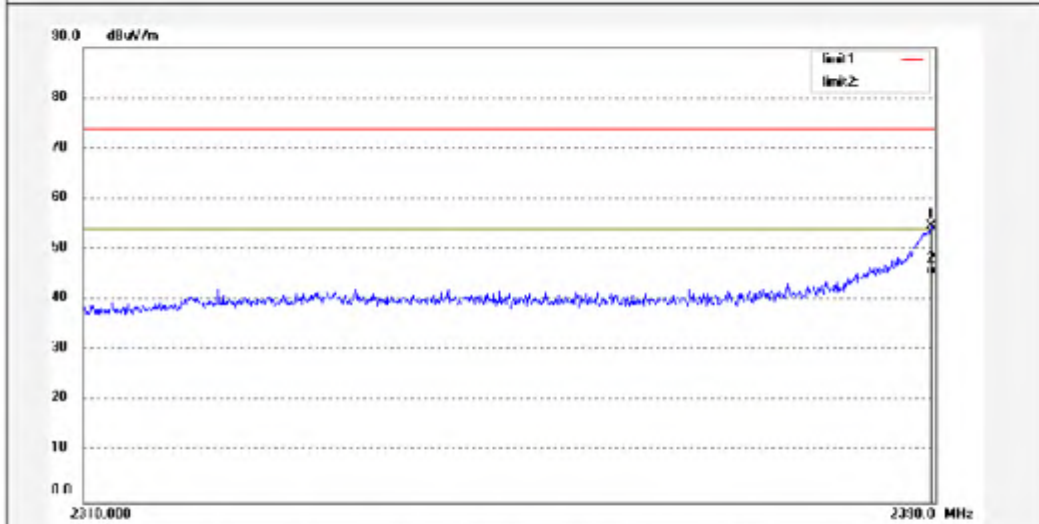


ACCURATE TECHNOLOGY CO., LTD.
F1,Bldg,A,Changyuan New Material Port Keyuan Rd,
Science & Industry Park,Nanshan Shenzhen,P.R.China

Site: 2# Chamber
Tel:+86-0755-26503290
Fax:+86-0755-26503396

Job No.: Igwade #2771	Polarization: Horizontal
Standard: FCC (Band Edge)	Power Source: AC 120V/60Hz
Test item: Radiation Test	Date: 2016/07/22
Temp.(C)/Hum.(%) 23 C / 48 %	Time:
EUT: Dream machine	Engineer Signature: LGWADE
Mode: TX 2412MHz	Distance: 3m
Model: MBP85SN(SPS:S005ANV0500100)	
Manufacturer: Binatone	

Note: 802.11g



No.	Freq. (MHz)	Reading (dBuV/m)	Factor (dB)	Result (dBuV/m)	Limit (dBuV/m)	Margin (dB)	Detector	Height (cm)	Degree (deg.)	Remark
1	2389.600	62.02	-7.53	54.49	74.00	-19.51	peak			
2	2389.600	52.48	-7.53	44.95	54.00	-9.05	AVG			

High channel

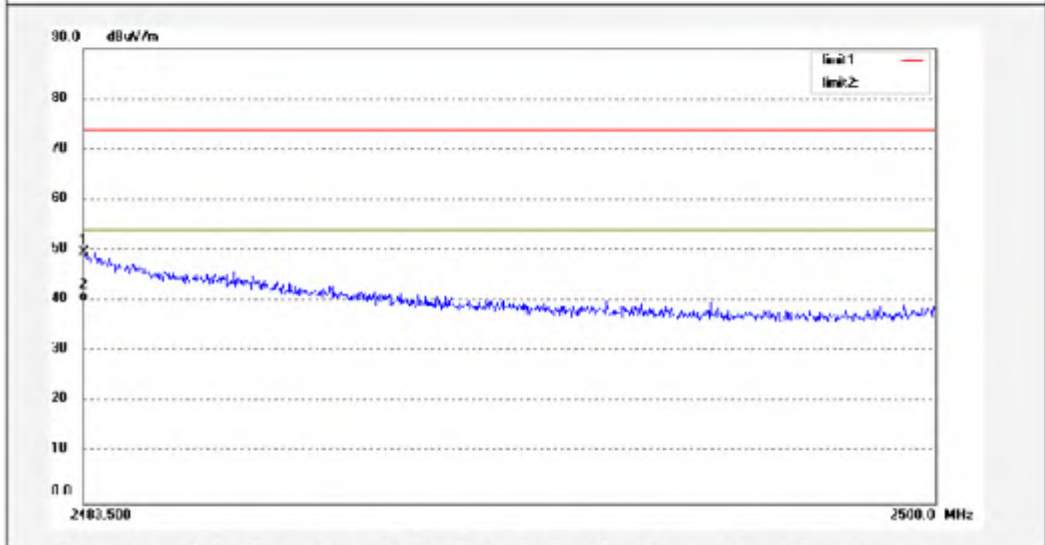


ACCURATE TECHNOLOGY CO., LTD.
F1,Bldg.A,Changyuan New Material Port Keyuan Rd,
Science & Industry Park,Nanshan Shenzhen,P.R.China

Site: 2# Chamber
Tel:+86-0755-26503290
Fax:+86-0755-26503396

Job No.: Igwade #2776	Polarization: Horizontal
Standard: FCC (Band Edge)	Power Source: AC 120V/60Hz
Test item: Radiation Test	Date: 2016/07/22
Temp.(C)/Hum.(%) 23 C / 48 %	Time:
EUT: Dream machine	Engineer Signature: LGWADE
Mode: TX 2462MHz	Distance: 3m
Model: MBP85SN(SPS:S005ANV0500100)	
Manufacturer: Binatone	

Note: 802.11g



No.	Freq. (MHz)	Reading (dBuV/m)	Factor (dB)	Result (dBuV/m)	Limit (dBuV/m)	Margin (dB)	Detector	Height (cm)	Degree (deg.)	Remark
1	2483.517	57.02	-7.37	49.65	74.00	-24.35	peak			
2	2483.517	47.25	-7.37	39.88	54.00	-14.12	AVG			

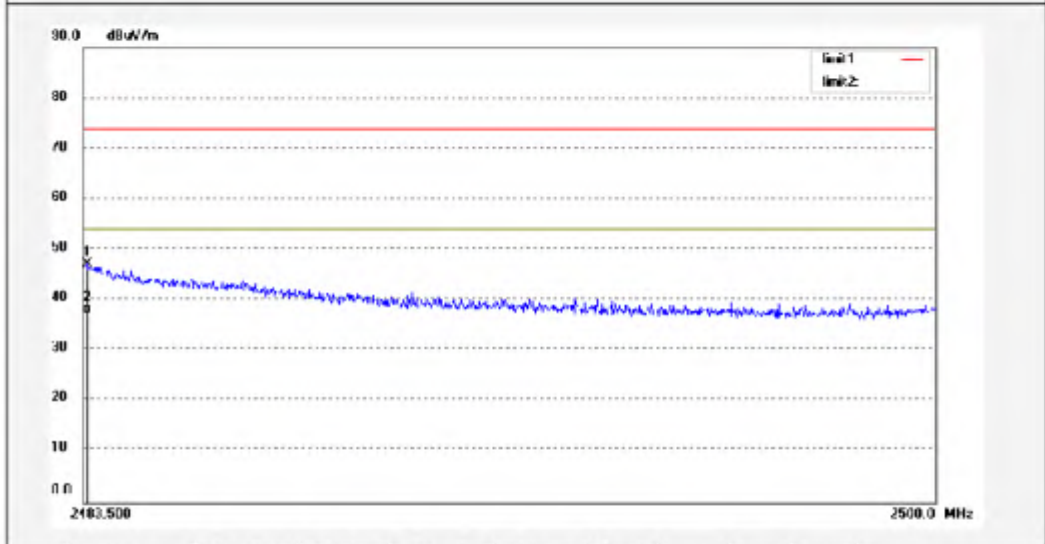


ACCURATE TECHNOLOGY CO., LTD.
F1,Bldg,A,Changyuan New Material Port Keyuan Rd,
Science & Industry Park,Nanshan Shenzhen,P.R.China

Site: 2# Chamber
Tel:+86-0755-26503290
Fax:+86-0755-26503396

Job No.: Igwade #2777	Polarization: Vertical
Standard: FCC (Band Edge)	Power Source: AC 120V/60Hz
Test item: Radiation Test	Date: 2016/07/22
Temp.(C)/Hum.(%) 23 C / 48 %	Time:
EUT: Dream machine	Engineer Signature: LGWADE
Mode: TX 2462MHz	Distance: 3m
Model: MBP85SN(SPS:S005ANV0500100)	
Manufacturer: Binatone	

Note: 802.11g



No.	Freq. (MHz)	Reading (dBuV/m)	Factor (dB)	Result (dBuV/m)	Limit (dBuV/m)	Margin (dB)	Detector	Height (cm)	Degree (deg.)	Remark
1	2483.566	54.45	-7.37	47.08	74.00	-26.92	peak			
2	2483.566	44.56	-7.37	37.19	54.00	-16.81	AVG			

Wi-Fi 802.11 n(HT20) mode, MCS0 Mbps
Low channel



ACCURATE TECHNOLOGY CO., LTD.

F1,Bldg,A,Changyuan New Material Port Keyuan Rd,
Science & Industry Park,Nanshan Shenzhen,P.R.China

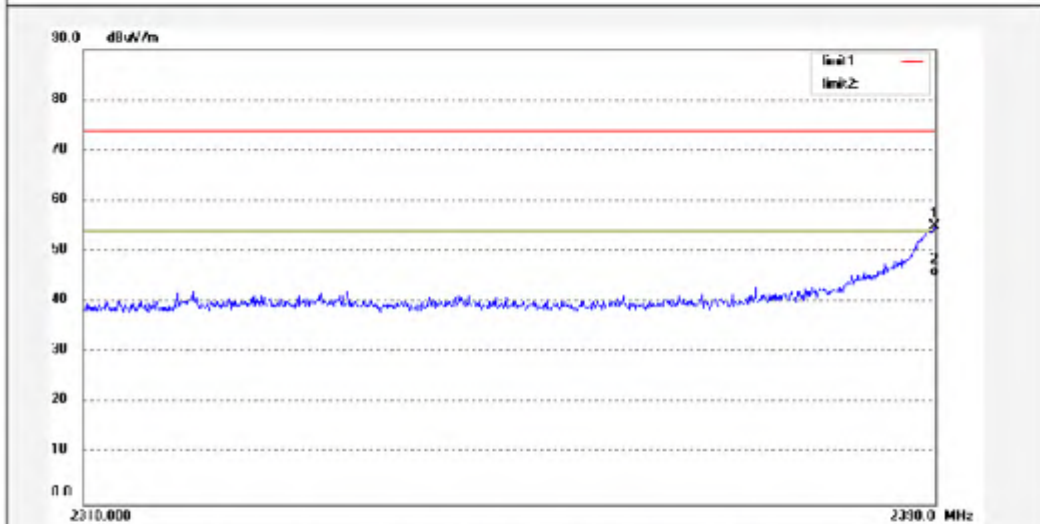
Site: 2# Chamber

Tel:+86-0755-26503290

Fax:+86-0755-26503396

Job No.: Igwade #2786	Polarization: Vertical
Standard: FCC (Band Edge)	Power Source: AC 120V/60Hz
Test item: Radiation Test	Date: 2016/07/22
Temp.(C)/Hum.(%) 23 C / 48 %	Time:
EUT: Dream machine	Engineer Signature: LGWADE
Mode: TX 2412MHz	Distance: 3m
Model: MBP85SN(SPS:S005ANV0500100)	
Manufacturer: Binatone	

Note: 802.11n HT20



No.	Freq. (MHz)	Reading (dBuV/m)	Factor (dB)	Result (dBuV/m)	Limit (dBuV/m)	Margin (dB)	Detector	Height (cm)	Degree (deg.)	Remark
1	2389.920	62.52	-7.53	54.99	74.00	-19.01	peak			
2	2389.920	52.68	-7.53	45.15	54.00	-8.85	AVG			

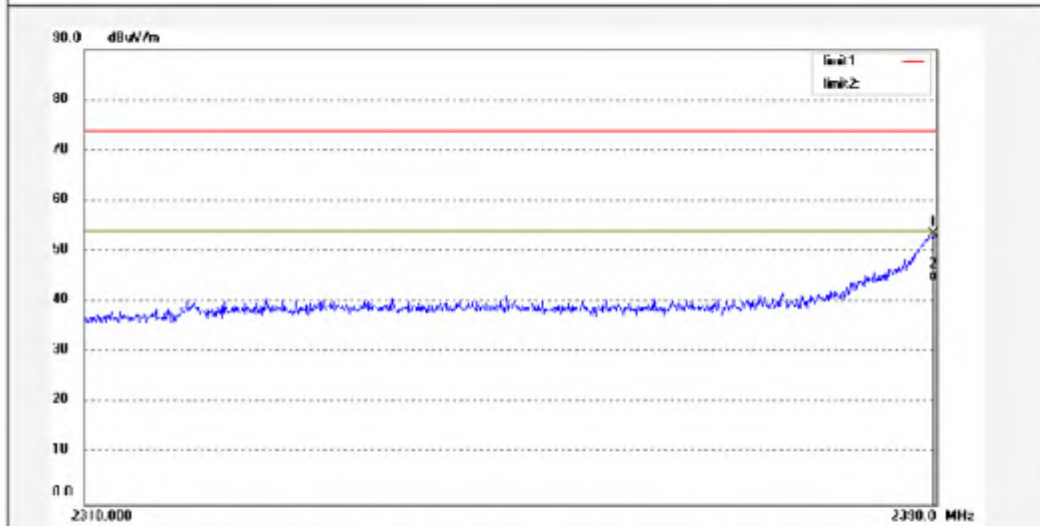


ACCURATE TECHNOLOGY CO., LTD.
F1,Bldg,A,Changyuan New Material Port Keyuan Rd,
Science & Industry Park,Nanshan Shenzhen,P.R.China

Site: 2# Chamber
Tel:+86-0755-26503290
Fax:+86-0755-26503396

Job No.: Igwade #2787	Polarization: Horizontal
Standard: FCC (Band Edge)	Power Source: AC 120V/60Hz
Test item: Radiation Test	Date: 2016/07/22
Temp.(C)/Hum.(%) 23 C / 48 %	Time:
EUT: Dream machine	Engineer Signature: LGWADE
Mode: TX 2412MHz	Distance: 3m
Model: MBP85SN(SPS:S005ANV0500100)	
Manufacturer: Binatone	

Note: 802.11n HT20



No.	Freq. (MHz)	Reading (dBuV/m)	Factor (dB)	Result (dBuV/m)	Limit (dBuV/m)	Margin (dB)	Detector	Height (cm)	Degree (deg.)	Remark
1	2389.680	61.01	-7.53	53.48	74.00	-20.52	peak			
2	2389.680	51.68	-7.53	44.15	54.00	-9.85	AVG			

High channel

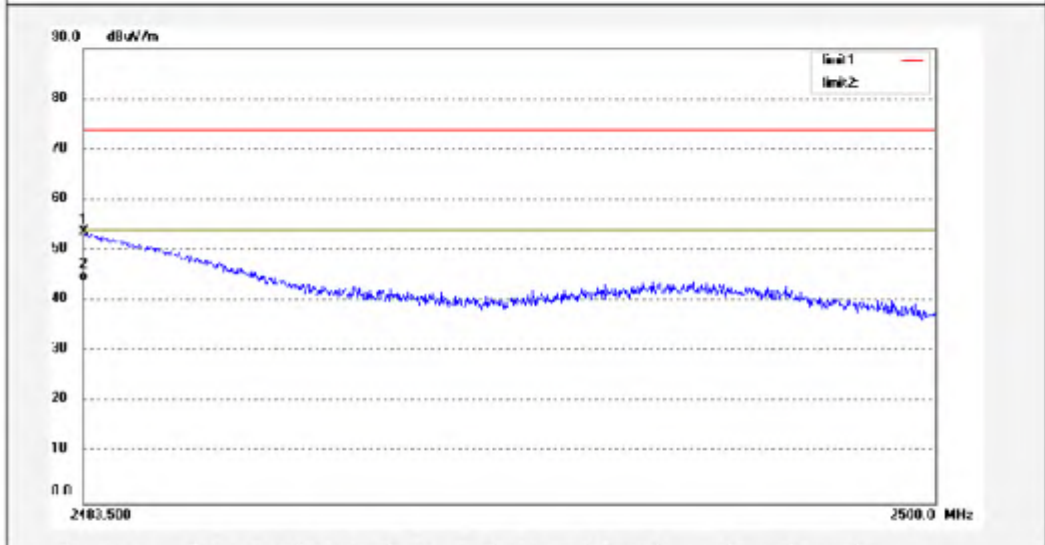


ACCURATE TECHNOLOGY CO., LTD.
F1,Bldg.A,Changyuan New Material Port Keyuan Rd,
Science & Industry Park,Nanshan Shenzhen,P.R.China

Site: 2# Chamber
Tel:+86-0755-26503290
Fax:+86-0755-26503396

Job No.: Igwade #2792	Polarization: Horizontal
Standard: FCC (Band Edge)	Power Source: AC 120V/60Hz
Test item: Radiation Test	Date: 2016/07/22
Temp.(C)/Hum.(%) 23 C / 48 %	Time:
EUT: Dream machine	Engineer Signature: LGWADE
Mode: TX 2462MHz	Distance: 3m
Model: MBP85SN(SPS:S005ANV0500100)	
Manufacturer: Binatone	

Note: 802.11n HT20



No.	Freq. (MHz)	Reading (dBuV/m)	Factor (dB)	Result (dBuV/m)	Limit (dBuV/m)	Margin (dB)	Detector	Height (cm)	Degree (deg.)	Remark
1	2483.517	61.00	-7.37	53.63	74.00	-20.37	peak			
2	2483.517	51.35	-7.37	43.98	54.00	-10.02	AVG			

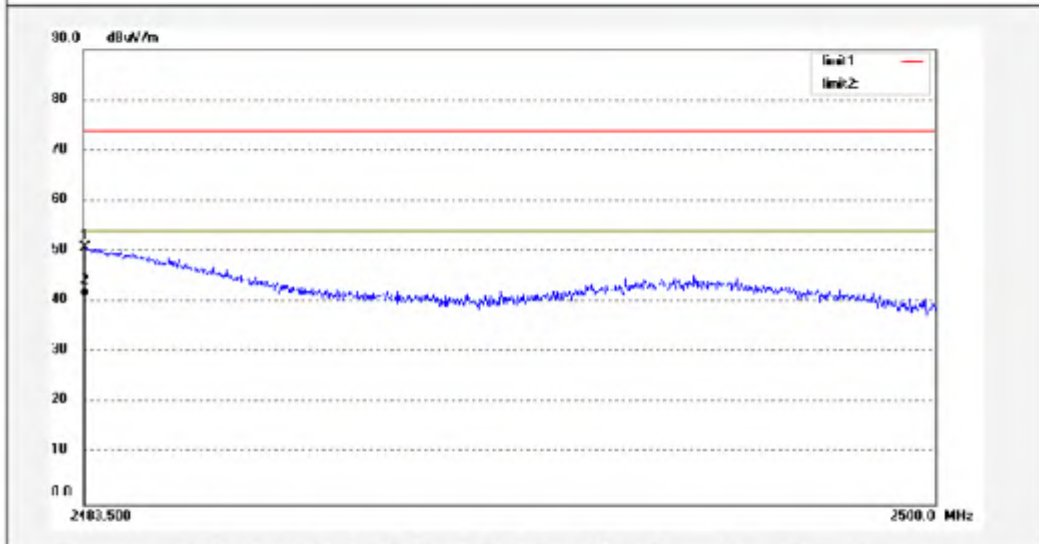


ACCURATE TECHNOLOGY CO., LTD.
F1,Bldg,A,Changyuan New Material Port Keyuan Rd,
Science & Industry Park,Nanshan Shenzhen,P.R.China

Site: 2# Chamber
Tel:+86-0755-26503290
Fax:+86-0755-26503396

Job No.: Igwade #2793	Polarization: Vertical
Standard: FCC (Band Edge)	Power Source: AC 120V/60Hz
Test item: Radiation Test	Date: 2016/07/22
Temp.(C)/Hum.(%) 23 C / 48 %	Time:
EUT: Dream machine	Engineer Signature: LGWADE
Mode: TX 2462MHz	Distance: 3m
Model: MBP85SN(SPS:S005ANV0500100)	
Manufacturer: Binatone	

Note: 802.11n HT20



No.	Freq. (MHz)	Reading (dBuV/m)	Factor (dB)	Result (dBuV/m)	Limit (dBuV/m)	Margin (dB)	Detector	Height (cm)	Degree (deg.)	Remark
1	2483.533	58.14	-7.37	50.77	74.00	-23.23	peak			
2	2483.533	48.39	-7.37	41.02	54.00	-12.98	AVG			

Wi-Fi 802.11 n(HT40) mode, MCS0 Mbps
Low channel



ACCURATE TECHNOLOGY CO., LTD.

F1,Bldg,A,Changyuan New Material Port Keyuan Rd,
Science & Industry Park,Nanshan Shenzhen,P.R.China

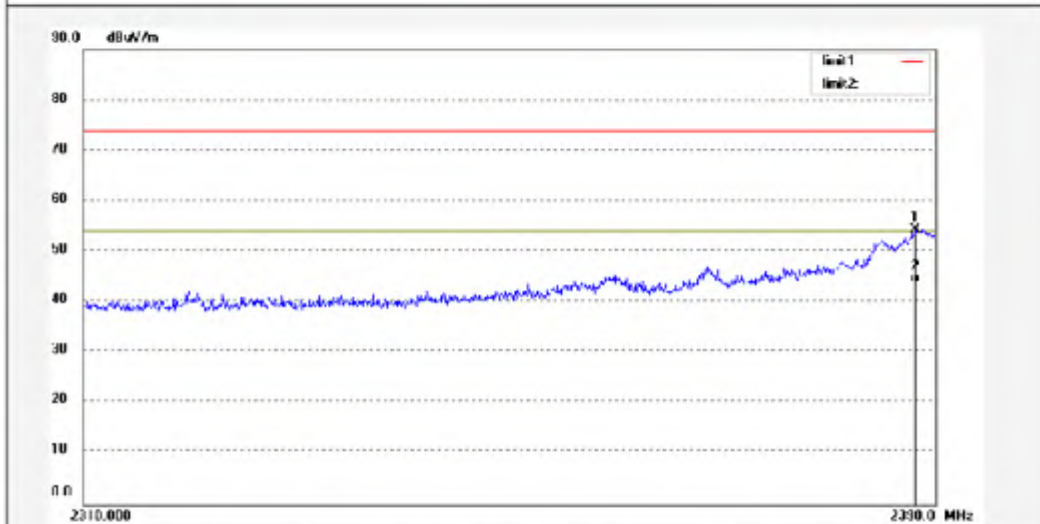
Site: 2# Chamber

Tel:+86-0755-26503290

Fax:+86-0755-26503396

Job No.: Igwade #2802	Polarization: Vertical
Standard: FCC (Band Edge)	Power Source: AC 120V/60Hz
Test item: Radiation Test	Date: 2016/07/22
Temp.(C)/Hum.(%) 23 C / 48 %	Time:
EUT: Dream machine	Engineer Signature: LGWADE
Mode: TX 2422MHz	Distance: 3m
Model: MBP85SN(SPS:S005ANV0500100)	
Manufacturer: Binatone	

Note: 802.11n HT40



No.	Freq. (MHz)	Reading (dBuV/m)	Factor (dB)	Result (dBuV/m)	Limit (dBuV/m)	Margin (dB)	Detector	Height (cm)	Degree (deg.)	Remark
1	2388.160	61.82	-7.54	54.28	74.00	-19.72	peak			
2	2388.160	51.34	-7.54	43.80	54.00	-10.20	AVG			

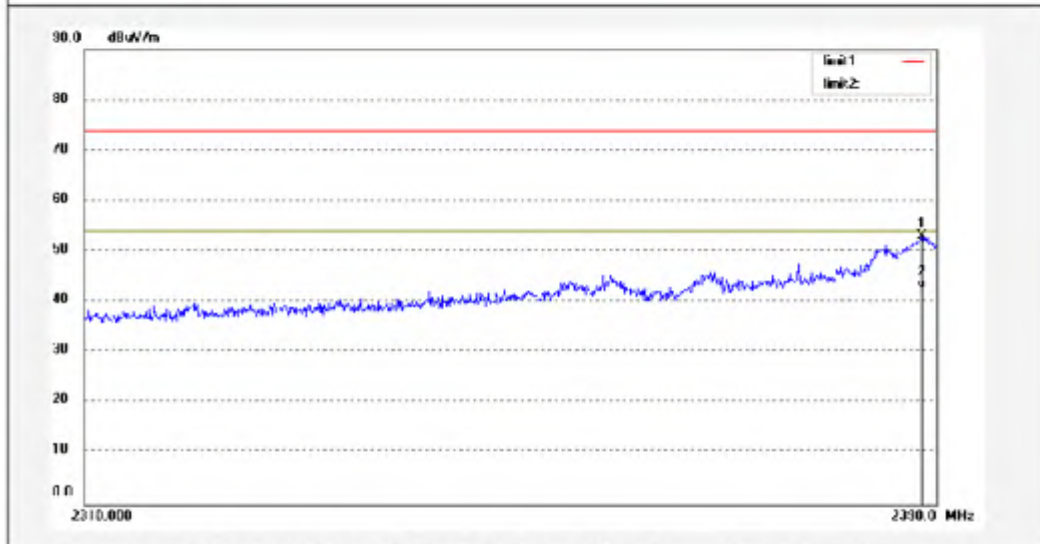


ACCURATE TECHNOLOGY CO., LTD.
F1,Bldg,A,Changyuan New Material Port Keyuan Rd,
Science & Industry Park,Nanshan Shenzhen,P.R.China

Site: 2# Chamber
Tel:+86-0755-26503290
Fax:+86-0755-26503396

Job No.: Igwade #2803	Polarization: Horizontal
Standard: FCC (Band Edge)	Power Source: AC 120V/60Hz
Test item: Radiation Test	Date: 2016/07/22
Temp.(C)/Hum.(%) 23 C / 48 %	Time:
EUT: Dream machine	Engineer Signature: LGWADE
Mode: TX 2422MHz	Distance: 3m
Model: MBP85SN(SPS:S005ANV0500100)	
Manufacturer: Binatone	

Note: 802.11n HT40



No.	Freq. (MHz)	Reading (dBuV/m)	Factor (dB)	Result (dBuV/m)	Limit (dBuV/m)	Margin (dB)	Detector	Height (cm)	Degree (deg.)	Remark
1	2388.640	60.58	-7.54	53.04	74.00	-20.96	peak			
2	2388.640	50.15	-7.54	42.61	54.00	-11.39	AVG			

High channel

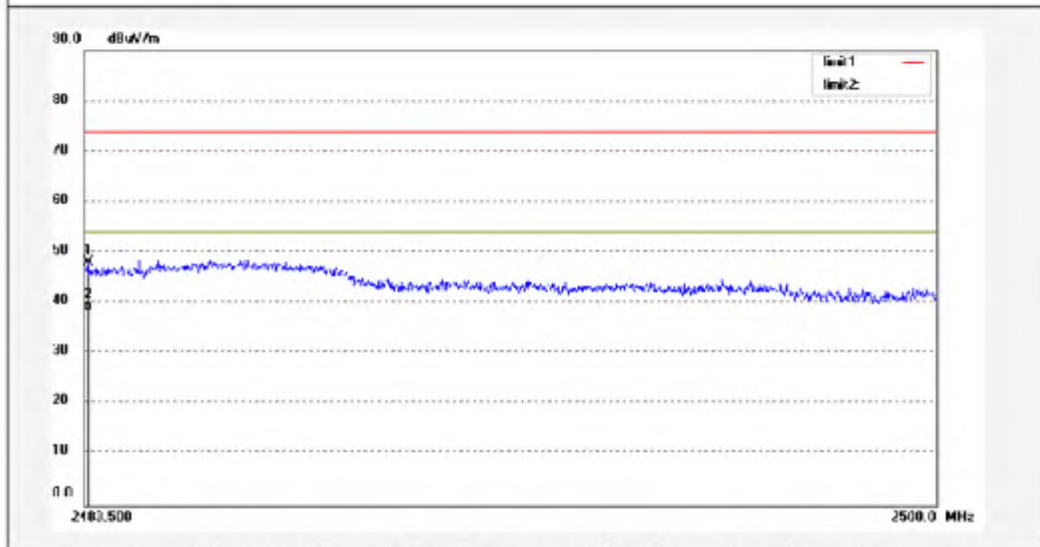


ACCURATE TECHNOLOGY CO., LTD.
F1,Bldg.A,Changyuan New Material Port Keyuan Rd,
Science & Industry Park,Nanshan Shenzhen,P.R.China

Site: 2# Chamber
Tel:+86-0755-26503290
Fax:+86-0755-26503396

Job No.: Igwade #2808	Polarization: Horizontal
Standard: FCC (Band Edge)	Power Source: AC 120V/60Hz
Test item: Radiation Test	Date: 2016/07/22
Temp.(C)/Hum.(%) 23 C / 48 %	Time:
EUT: Dream machine	Engineer Signature: LGWADE
Mode: TX 2452MHz	Distance: 3m
Model: MBP85SN(SPS:S005ANV0500100)	
Manufacturer: Binatone	

Note: 802.11n HT40



No.	Freq. (MHz)	Reading (dBuV/m)	Factor (dB)	Result (dBuV/m)	Limit (dBuV/m)	Margin (dB)	Detector	Height (cm)	Degree (deg.)	Remark
1	2483.566	55.46	-7.37	48.09	74.00	-25.91	peak			
2	2483.566	45.68	-7.37	38.31	54.00	-15.69	AVG			

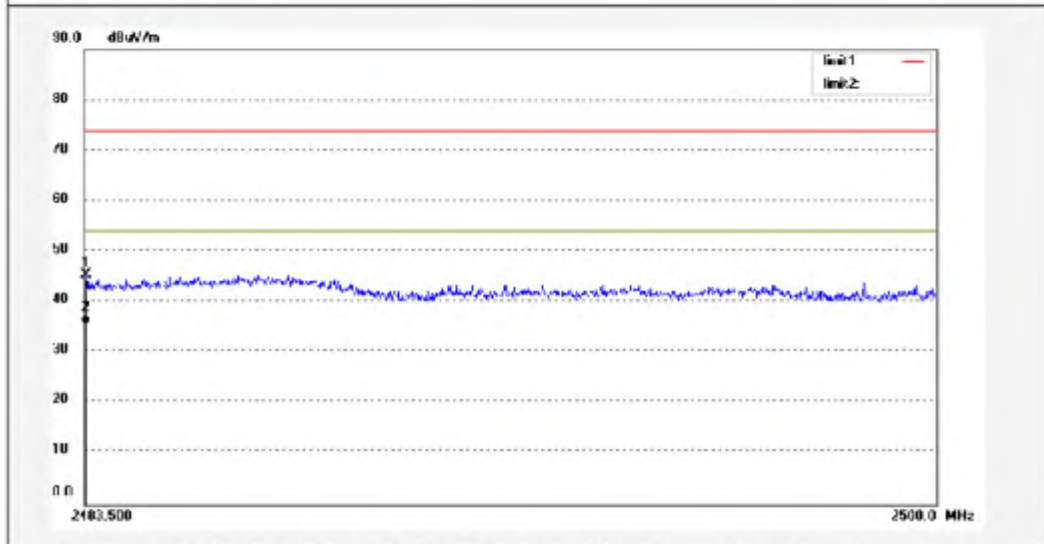


ACCURATE TECHNOLOGY CO., LTD.
F1,Bldg,A,Changyuan New Material Port Keyuan Rd,
Science & Industry Park,Nanshan Shenzhen,P.R.China

Site: 2# Chamber
Tel:+86-0755-26503290
Fax:+86-0755-26503396

Job No.: Igwade #2809	Polarization: Vertical
Standard: FCC (Band Edge)	Power Source: AC 120V/60Hz
Test item: Radiation Test	Date: 2016/07/22
Temp.(C)/Hum.(%) 23 C / 48 %	Time:
EUT: Dream machine	Engineer Signature: LGWADE
Mode: TX 2452MHz	Distance: 3m
Model: MBP85SN(SPS:S005ANV0500100)	
Manufacturer: Binatone	

Note: 802.11n HT40



No.	Freq. (MHz)	Reading (dBuV/m)	Factor (dB)	Result (dBuV/m)	Limit (dBuV/m)	Margin (dB)	Detector	Height (cm)	Degree (deg.)	Remark
1	2483.533	52.66	-7.37	45.29	74.00	-28.71	peak			
2	2483.533	42.95	-7.37	35.58	54.00	-18.42	AVG			

**Appendix B.3: Test Results of Conducted Emission on AC Mains
Adapter #1, B mode (Part 15 C)**

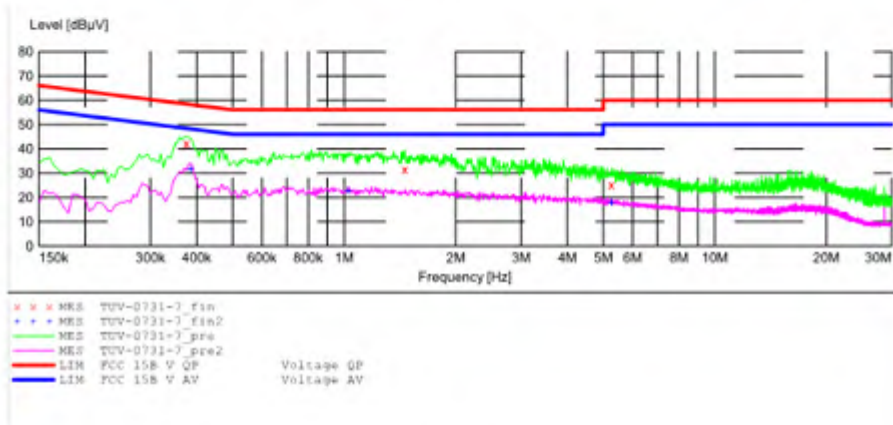
ACCURATE TECHNOLOGY CO., LTD

CONDUCTED EMISSION STANDARD FCC PART 15 B

EUT: Dream Machine M/N:MBP85SN(SPS:S006AKU0500100)
 Manufacturer: Binatone
 Operating Condition: On with WiFi
 Test Site: 1#Shielding Room
 Operator: LGMADE
 Test Specification: N 120V/60Hz
 Comment: Mains Port
 Start of Test: 7/31/2016 /

SCAN TABLE: "V 9K-30MHz fin"

Start Frequency	Stop Frequency	Step	Detector	Meas. Time	IP	Bandw.	Transducer
9.0 kHz	150.0 kHz	100.0 Hz	QuasiPeak	1.0 s		200 Hz	NSLK8126 2008
150.0 kHz	30.0 MHz	5.0 kHz	Average				
			QuasiPeak	1.0 s	9 kHz		NSLK8126 2008
			Average				



MEASUREMENT RESULT: "TUV-0731-7_fin"

Frequency MHz	Level dBµV	Transd dB	Limit dBµV	Margin dB	Detector	Line	PE
0.375000	42.20	10.7	58	16.2	QP	N	GND
1.455000	31.50	10.9	56	24.5	QP	N	GND
5.250000	25.20	11.2	60	34.8	QP	N	GND

MEASUREMENT RESULT: "TUV-0731-7_fin2"

Frequency MHz	Level dBµV	Transd dB	Limit dBµV	Margin dB	Detector	Line	PE
0.385000	31.60	10.7	48	16.6	AV	N	GND
1.025000	22.60	10.8	46	23.4	AV	N	GND
5.250000	17.80	11.2	50	32.2	AV	N	GND

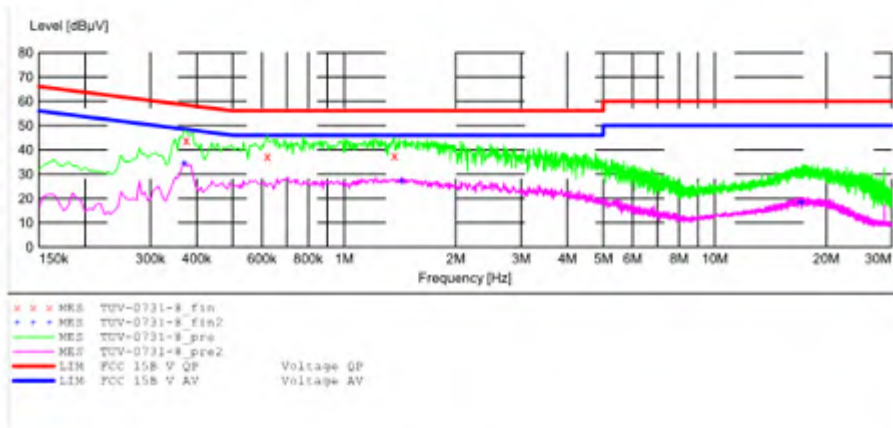
ACCURATE TECHNOLOGY CO.,LTD

CONDUCTED EMISSION STANDARD FCC PART 15 B

EUT: Dream Machine M/N:MBP85SN(SPS:S006AKU0500100)
 Manufacturer: Binatone
 Operating Condition: On with WiFi
 Test Site: 1#Shielding Room
 Operator: LGWADE
 Test Specification: L 120V/60Hz
 Comment: Mains Port
 Start of Test: 7/31/2016 /

SCAN TABLE: "V 9K-30MHz fin"

Start Frequency	Stop Frequency	Step Width	Detector	Meas. Time	IP	Bandw.	Transducer
9.0 kHz	150.0 kHz	100.0 Hz	QuasiPeak	1.0 s	200 Hz		NSLK8126 2008
150.0 kHz	30.0 MHz	5.0 kHz	Average				
			QuasiPeak	1.0 s	9 kHz		NSLK8126 2008
			Average				



MEASUREMENT RESULT: "TUV-0731-8_fin"

Frequency MHz	Level dBuV	Transd dB	Limit dBuV	Margin dB	Detector	Line	PE
0.375000	43.90	10.7	58	14.5	QP	L1	GND
0.620000	37.30	10.8	56	18.7	QP	L1	GND
1.365000	37.60	10.9	56	18.4	QP	L1	GND

MEASUREMENT RESULT: "TUV-0731-8_fin2"

Frequency MHz	Level dBuV	Transd dB	Limit dBuV	Margin dB	Detector	Line	PE
0.370000	34.40	10.7	49	14.1	AV	L1	GND
1.430000	27.10	10.9	46	18.9	AV	L1	GND
17.065000	18.30	11.4	50	31.7	AV	L1	GND

Adapter #1, C mode (Part 15 B)

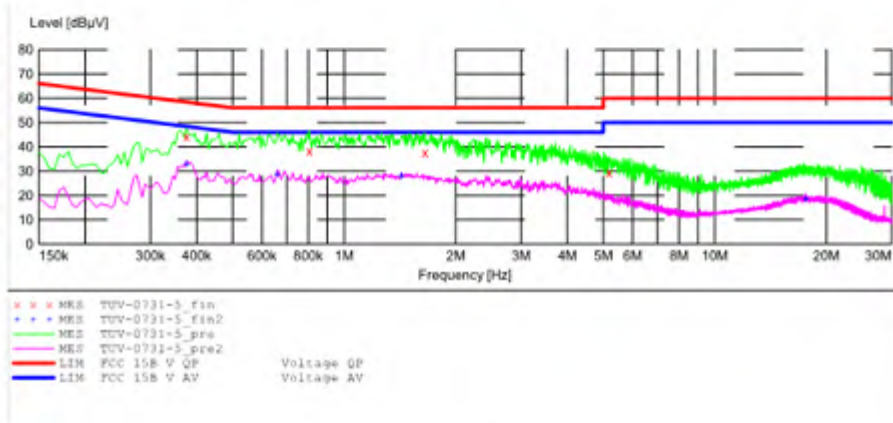
ACCURATE TECHNOLOGY CO., LTD

CONDUCTED EMISSION STANDARD FCC PART 15 B

EUT: Dream Machine M/N:MBP85SN(SPS:S006AKU0500100)
 Manufacturer: Binatone
 Operating Condition: On
 Test Site: 1#Shielding Room
 Operator: LGWADE
 Test Specification: L 120V/60Hz
 Comment: Mains Port
 Start of Test: 7/31/2016 /

SCAN TABLE: "V 9K-30MHz fin"

Start Frequency	Stop Frequency	Step Width	Detector	Meas. Time	IP Bandw.	Transducer
9.0 kHz	150.0 kHz	100.0 Hz	QuasiPeak	1.0 s	200 Hz	NSLK8126 2008
150.0 kHz	30.0 MHz	5.0 kHz	QuasiPeak	1.0 s	9 kHz	NSLK8126 2008



MEASUREMENT RESULT: "TUV-0731-5_fin"

Frequency MHz	Level dBuV	Transd dB	Limit dBuV	Margin dB	Detector	Line	PE
0.375000	44.20	10.7	58	14.2	QP	L1	GND
0.805000	38.30	10.8	56	17.7	QP	L1	GND
1.650000	37.60	10.9	56	18.4	QP	L1	GND
5.180000	29.40	11.2	60	30.6	QP	L1	GND

MEASUREMENT RESULT: "TUV-0731-5_fin2"

Frequency MHz	Level dBuV	Transd dB	Limit dBuV	Margin dB	Detector	Line	PE
0.375000	32.80	10.7	48	15.6	AV	L1	GND
0.660000	28.60	10.8	46	17.4	AV	L1	GND
1.425000	28.00	10.9	46	18.0	AV	L1	GND
17.605000	18.50	11.4	50	31.5	AV	L1	GND

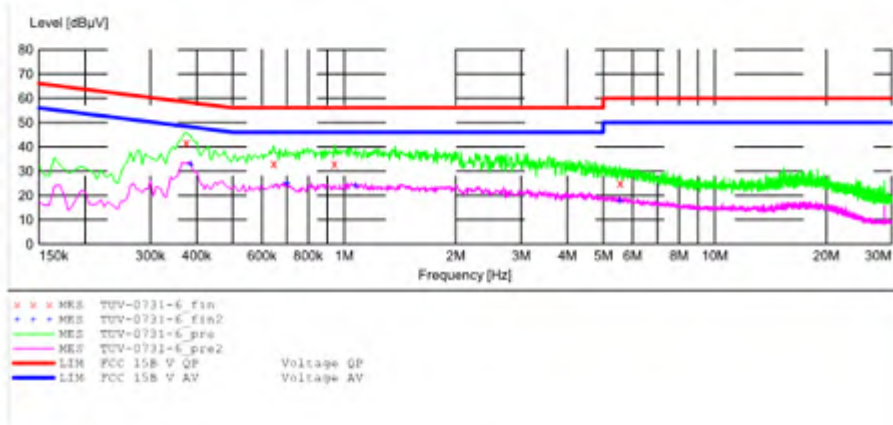
ACCURATE TECHNOLOGY CO.,LTD

CONDUCTED EMISSION STANDARD FCC PART 15 B

EUT: Dream Machine M/N:MBP85SN(SPS:S006AKU0500100)
 Manufacturer: Binatone
 Operating Condition: On
 Test Site: 1#Shielding Room
 Operator: LGWADE
 Test Specification: N 120V/60Hz
 Comment: Mains Port
 Start of Test: 7/31/2016 /

SCAN TABLE: "V 9K-30MHz fin"

Start Frequency	Stop Frequency	Step Width	Detector	Meas. Time	IP Bandw.	Transducer
9.0 kHz	150.0 kHz	100.0 Hz	QuasiPeak	1.0 s	200 Hz	NSLK8126 2008
150.0 kHz	30.0 MHz	5.0 kHz	Average	1.0 s	9 kHz	NSLK8126 2008



MEASUREMENT RESULT: "TUV-0731-6_fin"

7/31/2016

Frequency MHz	Level dBµV	Transd dB	Limit dBµV	Margin dB	Detector	Line	PE
0.375000	41.60	10.7	58	16.8	QP	N	GND
0.645000	33.10	10.8	56	22.9	QP	N	GND
0.940000	33.00	10.8	56	23.0	QP	N	GND
5.550000	25.10	11.2	60	34.9	QP	N	GND

MEASUREMENT RESULT: "TUV-0731-6_fin2"

7/31/2016

Frequency MHz	Level dBµV	Transd dB	Limit dBµV	Margin dB	Detector	Line	PE
0.385000	32.80	10.7	48	15.4	AV	N	GND
0.700000	25.00	10.8	46	21.0	AV	N	GND
1.075000	24.00	10.9	46	22.0	AV	N	GND
5.550000	17.80	11.2	50	32.2	AV	N	GND

Adapter #2, B mode (Part 15 C)

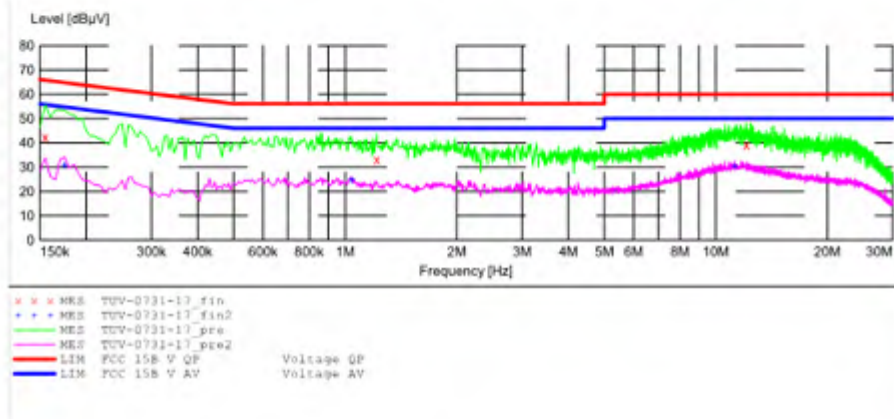
ACCURATE TECHNOLOGY CO., LTD

CONDUCTED EMISSION STANDARD FCC PART 15 B

EUT: Dream Machine M/N:MBP85SN(SPS:BLJ06W050100P1-U)
 Manufacturer: Binatone
 Operating Condition: On with WiFi
 Test Site: 1#Shielding Room
 Operator: LGWADE
 Test Specification: L 120V/60Hz
 Comment: Mains Port
 Start of Test: 7/31/2016 /

SCAN TABLE: "V 9K-30MHz fin"

Start Frequency	Stop Frequency	Step Width	Detector	Meas. Time	IP Bandw.	Transducer
9.0 kHz	150.0 kHz	100.0 Hz	QuasiPeak	1.0 s	200 Hz	NSLK8126 2008
150.0 kHz	30.0 MHz	5.0 kHz	QuasiPeak	1.0 s	9 kHz	NSLK8126 2008



MEASUREMENT RESULT: "TUV-0731-17_fin"

7/31/2016

Frequency MHz	Level dBuV	Transd dB	Limit dBuV	Margin dB	Detector	Line	PE
0.155000	42.30	10.5	66	23.4	QP	L1	GND
1.215000	33.10	10.9	56	22.9	QP	L1	GND
12.085000	39.10	11.3	60	20.9	QP	L1	GND

MEASUREMENT RESULT: "TUV-0731-17_fin2"

7/31/2016

Frequency MHz	Level dBuV	Transd dB	Limit dBuV	Margin dB	Detector	Line	PE
0.175000	30.60	10.5	55	24.1	AV	L1	GND
1.040000	24.70	10.9	46	21.3	AV	L1	GND
11.245000	30.40	11.3	50	19.6	AV	L1	GND

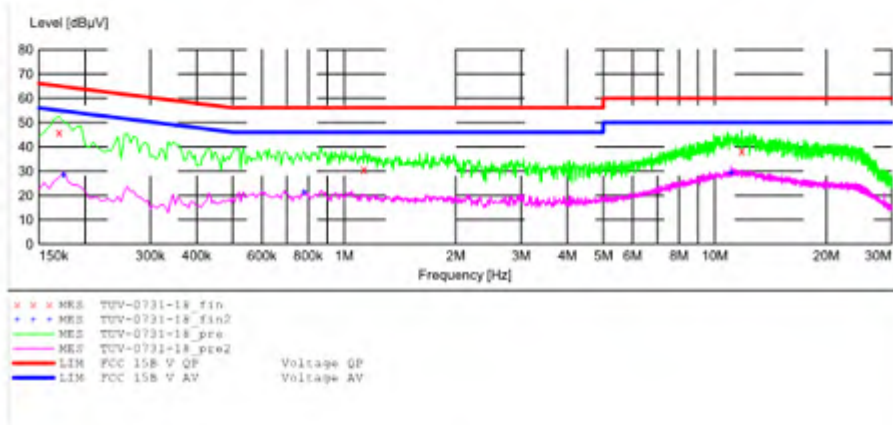
ACCURATE TECHNOLOGY CO., LTD

CONDUCTED EMISSION STANDARD FCC PART 15 B

EUT: Dream Machine M/N:MBP85SN (SPS:BLJ06W050100P1-U)
 Manufacturer: Binatone
 Operating Condition: On with WiFi
 Test Site: 1#Shielding Room
 Operator: LGWADE
 Test Specification: N 120V/60Hz
 Comment: Mains Port
 Start of Test: 7/31/2016 /

SCAN TABLE: "V 9K-30MHz fin"

Start Frequency	Stop Frequency	Step Width	Detector	Meas. Time	IP	Bandw.	Transducer
9.0 kHz	150.0 kHz	100.0 Hz	QuasiPeak	1.0 s	200 Hz		NSLK8126 2008
150.0 kHz	30.0 MHz	5.0 kHz	Average				
			QuasiPeak	1.0 s	9 kHz		NSLK8126 2008
			Average				



MEASUREMENT RESULT: "TUV-0731-18_fin"

Frequency MHz	Level dBµV	Transd dB	Limit dBµV	Margin dB	Detector	Line	PE
0.170000	46.00	10.5	65	19.0	QP	N	GND
1.130000	30.70	10.9	56	25.3	QP	N	GND
11.815000	38.30	11.3	60	21.7	QP	N	GND

MEASUREMENT RESULT: "TUV-0731-18_fin2"

Frequency MHz	Level dBµV	Transd dB	Limit dBµV	Margin dB	Detector	Line	PE
0.175000	28.40	10.5	55	26.3	AV	N	GND
0.780000	21.30	10.8	46	24.7	AV	N	GND
11.065000	29.30	11.3	50	20.7	AV	N	GND

Adapter #2, C mode (Part 15 B)

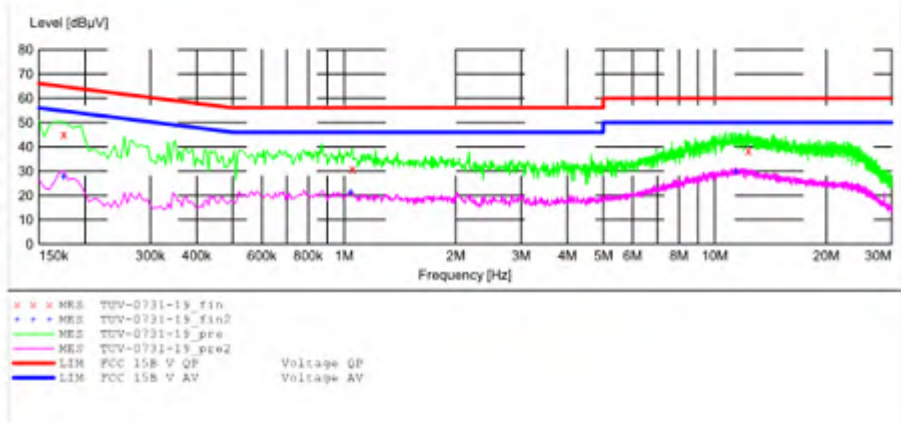
ACCURATE TECHNOLOGY CO., LTD

CONDUCTED EMISSION STANDARD FCC PART 15 B

EUT: Dream Machine M/N:MBP85SN(SPS:BLJ06W050100P1-U)
 Manufacturer: Binatone
 Operating Condition: On
 Test Site: 1#Shielding Room
 Operator: LGWADE
 Test Specification: N 120V/60Hz
 Comment: Mains Port
 Start of Test: 7/31/2016 /

SCAN TABLE: "V 9K-30MHz fin"

Start Frequency	Stop Frequency	Step Width	Detector	Meas. Time	IP Bandw.	Transducer
9.0 kHz	150.0 kHz	100.0 Hz	QuasiPeak	1.0 s	200 Hz	NSLK8126 2008
150.0 kHz	30.0 MHz	5.0 kHz	QuasiPeak	1.0 s	9 kHz	NSLK8126 2008
			Average			



MEASUREMENT RESULT: "TUV-0731-19_fin"

Frequency MHz	Level dBuV	Transd dB	Limit dBuV	Margin dB	Detector	Line	PE
0.175000	45.20	10.5	65	19.5	QP	N	GND
1.050000	30.90	10.9	56	25.1	QP	N	GND
12.310000	38.50	11.3	60	21.5	QP	N	GND

MEASUREMENT RESULT: "TUV-0731-19_fin2"

Frequency MHz	Level dBuV	Transd dB	Limit dBuV	Margin dB	Detector	Line	PE
0.175000	27.70	10.5	55	27.0	AV	N	GND
1.040000	21.20	10.9	46	24.8	AV	N	GND
11.425000	29.80	11.3	50	20.2	AV	N	GND

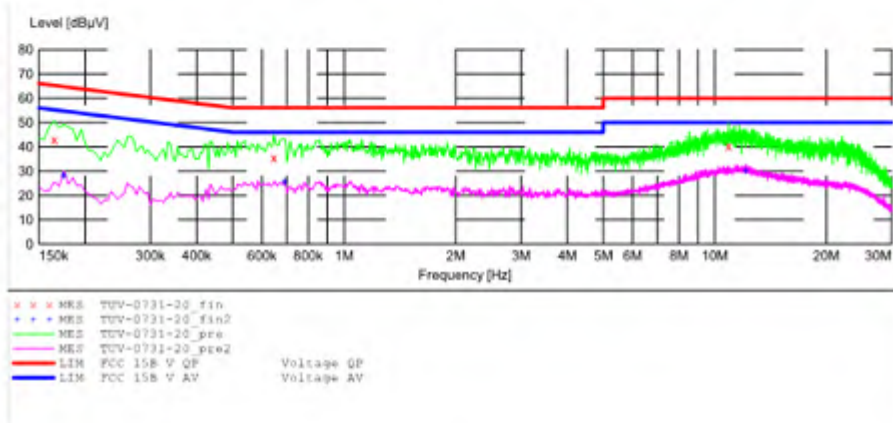
ACCURATE TECHNOLOGY CO., LTD

CONDUCTED EMISSION STANDARD FCC PART 15 B

EUT: Dream Machine M/N:MBP85SN (SPS:BLJ06W050100P1-U)
 Manufacturer: Binatone
 Operating Condition: On
 Test Site: 1#Shielding Room
 Operator: LGWADE
 Test Specification: L 120V/60Hz
 Comment: Mains Port
 Start of Test: 7/31/2016 /

SCAN TABLE: "V 9K-30MHz fin"

Start Frequency	Stop Frequency	Step Width	Detector	Meas. Time	IP Bandw.	Transducer
9.0 kHz	150.0 kHz	100.0 Hz	QuasiPeak	1.0 s	200 Hz	NSLK8126 2008
150.0 kHz	30.0 MHz	5.0 kHz	Average	1.0 s	9 kHz	NSLK8126 2008



MEASUREMENT RESULT: "TUV-0731-20_fin"

Frequency MHz	Level dBuV	Transd dB	Limit dBuV	Margin dB	Detector	Line	PE
0.165000	43.00	10.5	65	22.2	QP	L1	GND
0.645000	35.50	10.8	56	20.5	QP	L1	GND
10.885000	40.30	11.3	60	19.7	QP	L1	GND

MEASUREMENT RESULT: "TUV-0731-20_fin2"

Frequency MHz	Level dBuV	Transd dB	Limit dBuV	Margin dB	Detector	Line	PE
0.175000	28.10	10.5	55	26.6	AV	L1	GND
0.690000	25.50	10.8	46	20.5	AV	L1	GND
12.115000	30.10	11.3	50	19.9	AV	L1	GND

**Appendix B.4: Test Results of Radiated Emission
Adapter #1, C mode (Part 15 B)**



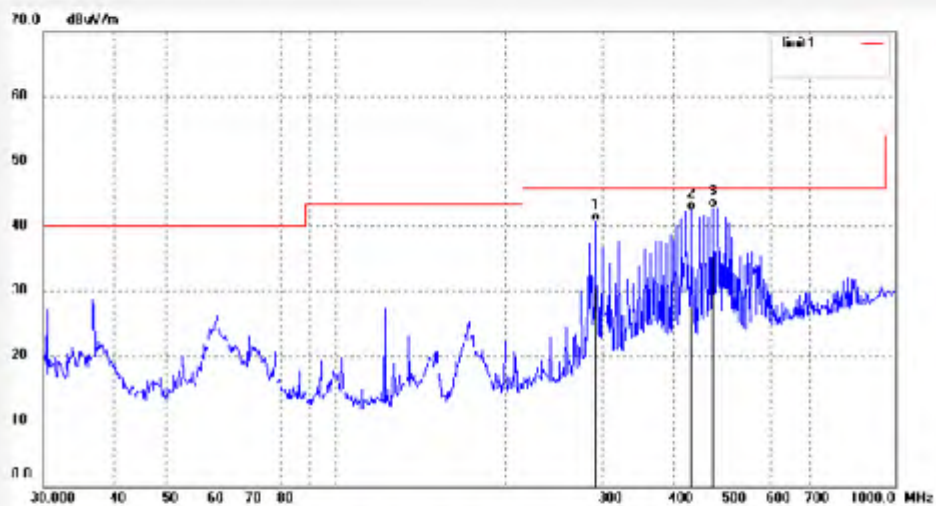
ACCURATE TECHNOLOGY CO., LTD.

F1,Bldg,A,Changyuan New Material Port Keyuan Rd,
Science & Industry Park,Nanshan Shenzhen,P.R.China

Site: 2# Chamber
Tel:+86-0755-26503290
Fax:+86-0755-26503396

Job No.: Igwade #3055	Polarization: Vertical
Standard: FCC Class B 3M Radiated	Power Source: AC 120V/60Hz
Test item: Radiation Test	Date: 2016/07/30
Temp.(C)/Hum.(%) 23 C / 48 %	Time:
EUT: Dream Machine	Engineer Signature: LGWADE
Mode: On	Distance: 3m
Model: MBP85SN	
Manufacturer: Binatone	

Note: SPS.S006AKU0500100



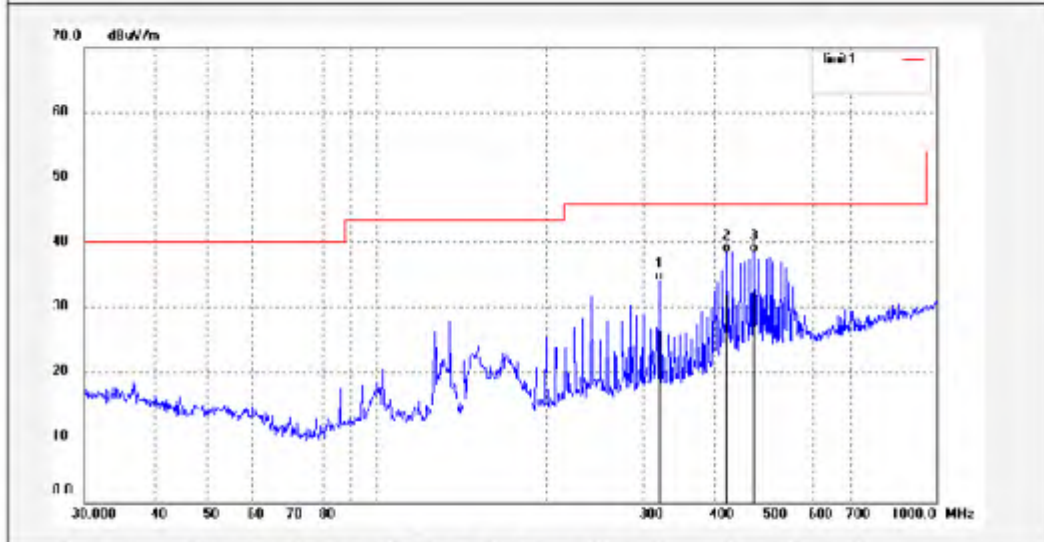
No.	Freq. (MHz)	Reading (dBuV/m)	Factor (dB)	Result (dBuV/m)	Limit (dBuV/m)	Margin (dB)	Detector	Height (cm)	Degree (deg.)	Remark
1	291.0360	50.31	-9.54	40.77	46.00	-5.23	QP			
2	431.0316	48.52	-6.01	42.51	46.00	-3.49	QP			
3	472.1759	48.30	-5.47	42.83	46.00	-3.17	QP			



ACCURATE TECHNOLOGY CO., LTD.
F1,Bldg,A,Changyuan New Material Port Keyuan Rd,
Science & Industry Park,Nanshan Shenzhen,P.R.China

Site: 2# Chamber
Tel:+86-0755-26503290
Fax:+86-0755-26503396

Job No.: Igwade #3056	Polarization: Horizontal
Standard: FCC Class B 3M Radiated	Power Source: AC 120V/60Hz
Test item: Radiation Test	Date: 2016/07/30
Temp.(C)/Hum.(%) 23 C / 48 %	Time:
EUT: Dream Machine	Engineer Signature: LGWADE
Mode: On	Distance: 3m
Model: MBP85SN	
Manufacturer: Binatone	
Note: SPS.S006AKU0500100	



No.	Freq. (MHz)	Reading (dBuV/m)	Factor (dB)	Result (dBuV/m)	Limit (dBuV/m)	Margin (dB)	Detector	Height (cm)	Degree (deg.)	Remark
1	319.9370	42.85	-8.75	34.10	46.00	-11.90	QP			
2	422.0577	44.66	-6.16	38.50	46.00	-7.50	QP			
3	472.1759	43.95	-5.47	38.48	46.00	-7.52	QP			

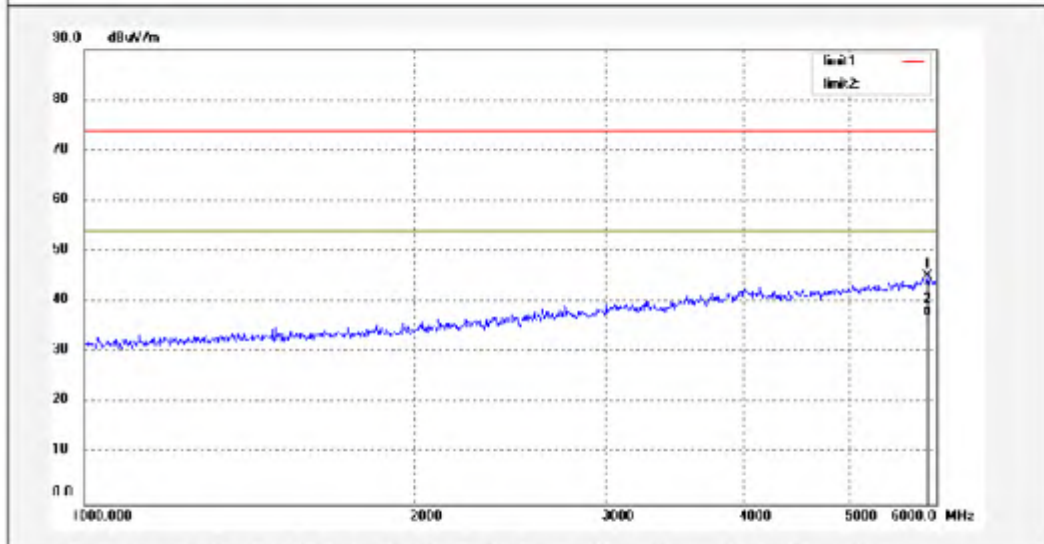


ACCURATE TECHNOLOGY CO., LTD.

F1,Bldg,A,Changyuan New Material Port Keyuan Rd,
Science & Industry Park,Nanshan Shenzhen,P.R.China

Site: 2# Chamber
Tel:+86-0755-26503290
Fax:+86-0755-26503396

Job No.: Igwade #3073	Polarization: Horizontal
Standard: FCC Class B 3M Radiated	Power Source: AC 120V/60Hz
Test item: Radiation Test	Date: 2016/07/30
Temp.(C)/Hum.(%) 23 C / 48 %	Time:
EUT: Dream Machine	Engineer Signature: LGWADE
Mode: On	Distance: 3m
Model: MBP85SN	
Manufacturer: Binatone	
Note: SPS.S006AKU0500100	



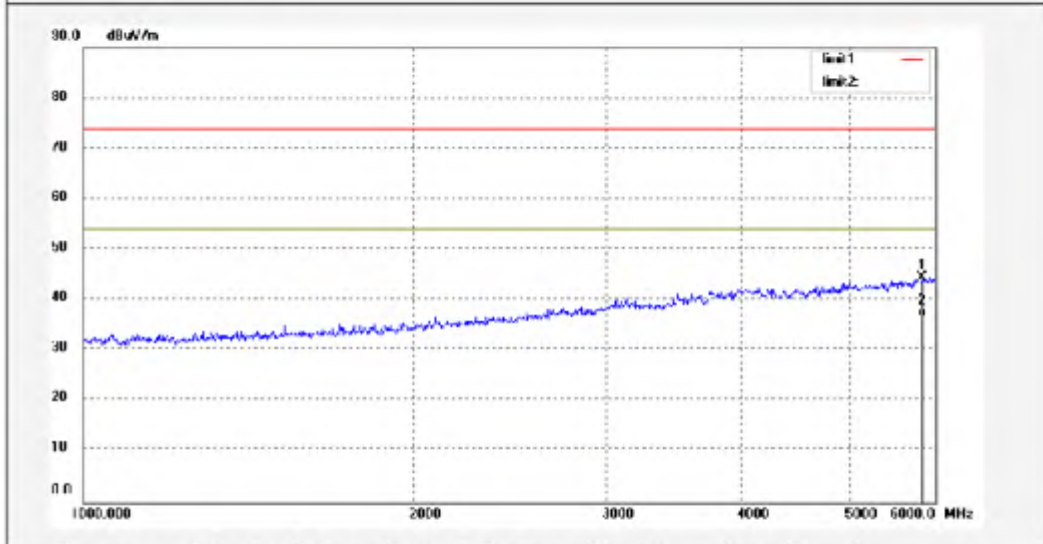
No.	Freq. (MHz)	Reading (dBuV/m)	Factor (dB)	Result (dBuV/m)	Limit (dBuV/m)	Margin (dB)	Detector	Height (cm)	Degree (deg.)	Remark
1	5893.452	43.14	1.94	45.08	74.00	-28.92	peak			
2	5893.452	35.29	1.94	37.23	54.00	-16.77	AVG			



ACCURATE TECHNOLOGY CO., LTD.
F1,Bldg,A,Changyuan New Material Port Keyuan Rd,
Science & Industry Park,Nanshan Shenzhen,P.R.China

Site: 2# Chamber
Tel:+86-0755-26503290
Fax:+86-0755-26503396

Job No.: Igwade #3074	Polarization: Vertical
Standard: FCC Class B 3M Radiated	Power Source: AC 120V/60Hz
Test item: Radiation Test	Date: 2016/07/30
Temp.(C)/Hum.(%) 23 C / 48 %	Time:
EUT: Dream Machine	Engineer Signature: LGWADE
Mode: On	Distance: 3m
Model: MBP85SN	
Manufacturer: Binatone	
Note: SPS.S006AKU0500100	



No.	Freq. (MHz)	Reading (dBuV/m)	Factor (dB)	Result (dBuV/m)	Limit (dBuV/m)	Margin (dB)	Detector	Height (cm)	Degree (deg.)	Remark
1	5840.889	42.39	1.97	44.36	74.00	-29.64	peak			
2	5840.889	34.56	1.97	36.53	54.00	-17.47	AVG			

Adapter #2, C mode (Part 15 B)



ACCURATE TECHNOLOGY CO., LTD.

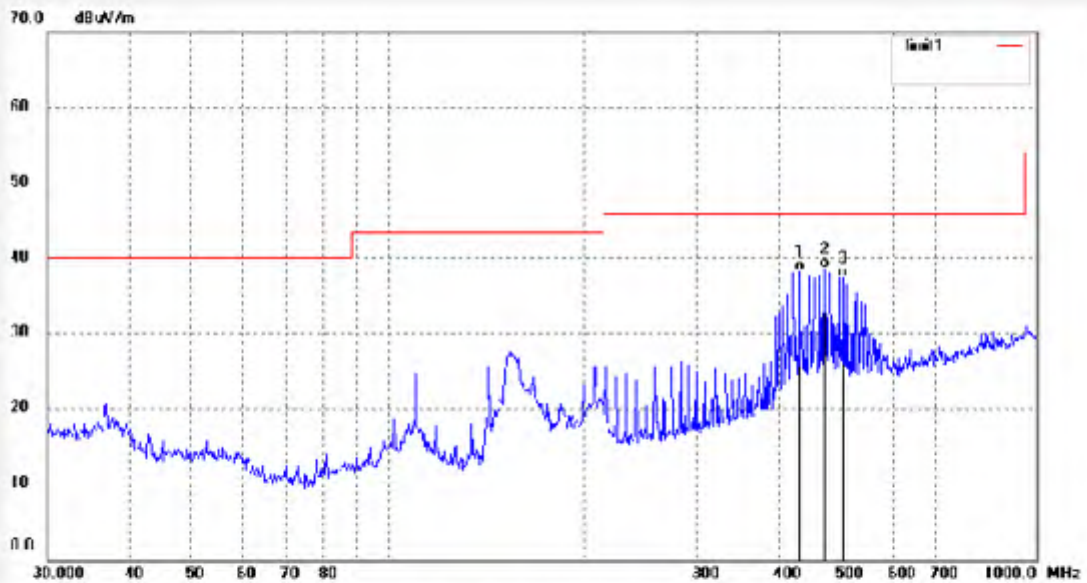
F1,Bldg,A,Changyuan New Material Port Keyuan Rd,
Science & Industry Park,Nanshan Shenzhen,P.R.China

Site: 2# Chamber
Tel:+86-0755-26503290
Fax:+86-0755-26503396

Job No.: Igwade #3057
Standard: FCC Class B 3M Radiated
Test item: Radiation Test
Temp.(C)/Hum.(%) 23 C / 48 %
EUT: Dream Machine
Mode: On
Model: MBP85SN
Manufacturer: Binatone

Polarization: Horizontal
Power Source: AC 120V/60Hz
Date: 2016/07/30
Time:
Engineer Signature: LGWADE
Distance: 3m

Note: SPS:BLJ06W050100P1-U



No.	Freq. (MHz)	Reading (dBuV/m)	Factor (dB)	Result (dBuV/m)	Limit (dBuV/m)	Margin (dB)	Detector	Height (cm)	Degree (deg.)	Remark
1	431.0316	44.27	-6.01	38.26	46.00	-7.74	QP			
2	472.1759	44.08	-5.47	38.61	46.00	-7.39	QP			
3	504.7062	41.99	-4.68	37.31	46.00	-8.69	QP			



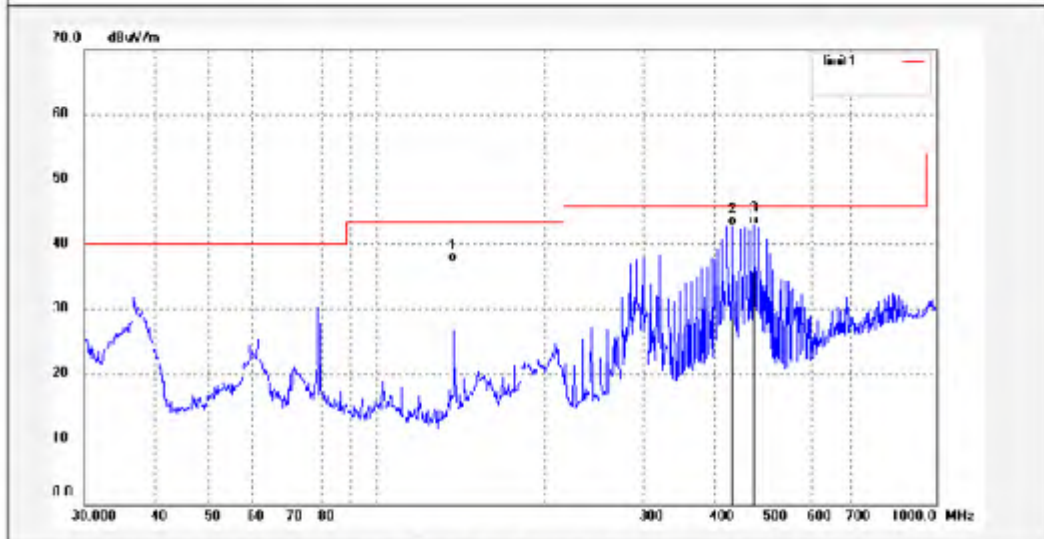
ACCURATE TECHNOLOGY CO., LTD.

F1,Bldg,A,Changyuan New Material Port Keyuan Rd,
Science & Industry Park,Nanshan Shenzhen,P.R.China

Site: 2# Chamber
Tel:+86-0755-26503290
Fax:+86-0755-26503396

Job No.: Igwade #3058	Polarization: Vertical
Standard: FCC Class B 3M Radiated	Power Source: AC 120V/60Hz
Test item: Radiation Test	Date: 2016/07/30
Temp.(C)/Hum.(%) 23 C / 48 %	Time:
EUT: Dream Machine	Engineer Signature: LGWADE
Mode: On	Distance: 3m
Model: MBP85SN	
Manufacturer: Binatone	

Note: SPS:BLJ06W050100P1-U



No.	Freq. (MHz)	Reading (dBuV/m)	Factor (dB)	Result (dBuV/m)	Limit (dBuV/m)	Margin (dB)	Detector	Height (cm)	Degree (deg.)	Remark
1	136.9391	51.71	-14.52	37.19	43.50	-6.31	QP			
2	431.0316	48.88	-6.01	42.87	46.00	-3.13	QP			
3	472.1759	48.37	-5.47	42.90	46.00	-3.10	QP			



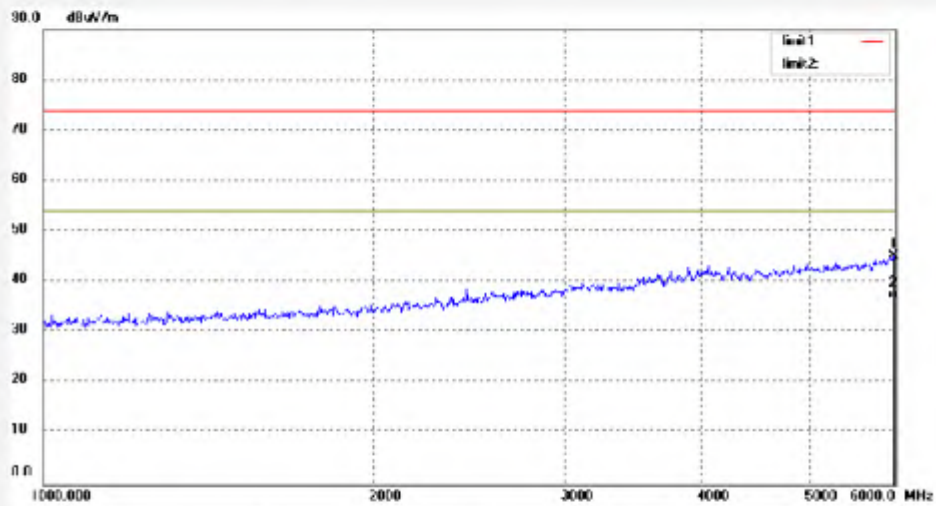
ACCURATE TECHNOLOGY CO., LTD.

F1,Bldg,A,Changyuan New Material Port Keyuan Rd,
Science & Industry Park,Nanshan Shenzhen,P.R.China

Site: 1# Chamber
Tel:+86-0755-26503290
Fax:+86-0755-26503396

Job No.: Igwade #3071	Polarization: Vertical
Standard: FCC Class B 3M Radiated	Power Source: AC 120V/60Hz
Test item: Radiation Test	Date: 2016/07/30
Temp.(C)/Hum.(%) 23 C / 48 %	Time:
EUT: Dream Machine	Engineer Signature: LGWADE
Mode: On	Distance: 3m
Model: MBP85SN	
Manufacturer: Binatone	

Note: SPS:BLJ06W050100P1-U



No.	Freq. (MHz)	Reading (dBuV/m)	Factor (dB)	Result (dBuV/m)	Limit (dBuV/m)	Margin (dB)	Detector	Height (cm)	Degree (deg.)	Remark
1	5978.537	42.84	2.23	45.07	74.00	-28.93	peak			
2	5978.537	34.25	2.23	36.48	54.00	-17.52	AVG			



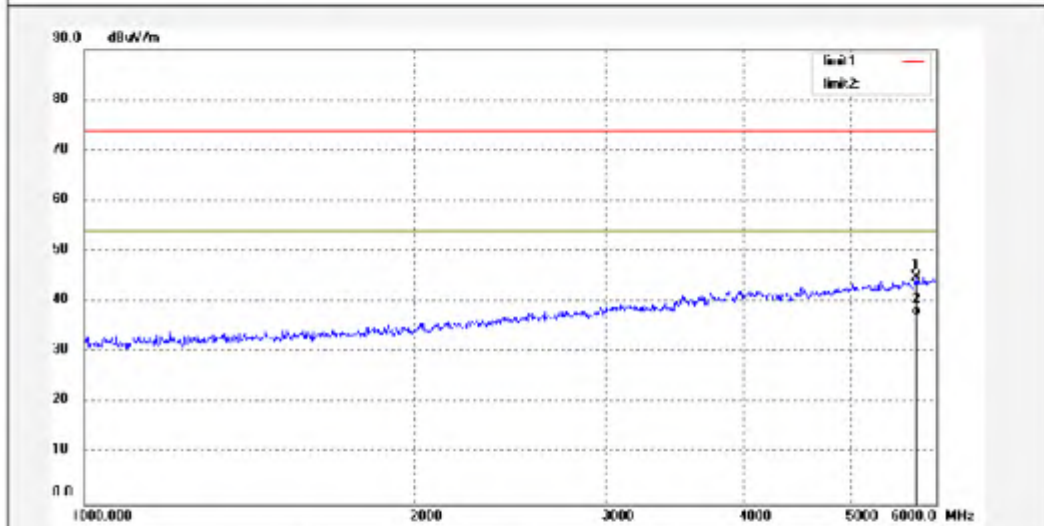
ACCURATE TECHNOLOGY CO., LTD.

F1,Bldg,A,Changyuan New Material Port Keyuan Rd,
Science & Industry Park,Nanshan Shenzhen,P.R.China

Site: 1# Chamber
Tel:+86-0755-26503290
Fax:+86-0755-26503396

Job No.: Igwade #3072	Polarization: Horizontal
Standard: FCC Class B 3M Radiated	Power Source: AC 120V/60Hz
Test item: Radiation Test	Date: 2016/07/30
Temp.(C)/Hum.(%) 23 C / 48 %	Time:
EUT: Dream Machine	Engineer Signature: LGWADE
Mode: On	Distance: 3m
Model: MBP85SN	
Manufacturer: Binatone	

Note: SPS:BLJ06W050100P1-U



No.	Freq. (MHz)	Reading (dBuV/m)	Factor (dB)	Result (dBuV/m)	Limit (dBuV/m)	Margin (dB)	Detector	Height (cm)	Degree (deg.)	Remark
1	5757.763	43.35	1.61	44.96	74.00	-29.04	peak			
2	5757.763	35.66	1.61	37.27	54.00	-16.73	AVG			