



Prüfbericht-Nr.: <i>Test report No.:</i>	50059078 001	Auftrags-Nr.: <i>Order No.:</i>	164074099	Seite 1 von 21 <i>Page 1 of 21</i>	
Kunden-Referenz-Nr.: <i>Client reference No.:</i>	N/A	Auftragsdatum: <i>Order date.:</i>	08.09.2016		
Auftraggeber: <i>Client:</i>	Binatone Electronics International Ltd. Floor 23A, 9 Des Voeux Road West, Sheung Wan, Hong Kong				
Prüfgegenstand: <i>Test item:</i>	Smart Nursery Alert Sensor				
Bezeichnung / Typ-Nr.: <i>Identification / Type No.:</i>	MBP81SN, MBP81SN-2, MBP81SN-3, MBP81SN-4 (motorola)				
Auftrags-Inhalt: <i>Order content:</i>	FCC and IC approval				
Prüfgrundlage: <i>Test specification:</i>	CFR47 FCC Part 15: Subpart C Section 15.247 RSS-247 Issue 1 May 2015 CFR47 FCC Part 15: Subpart C Section 15.207 RSS-Gen Issue 4 November 2014 CFR47 FCC Part 15: Subpart C Section 15.209 RSS-102 Issue 5 March 2015 CFR47 FCC Part 2: Section 2.1093				
Wareneingangsdatum: <i>Date of receipt:</i>	09.09.2016	Please refer to photo documents			
Prüfmuster-Nr.: <i>Test sample No.:</i>	E1610001 (1-5, 3-5)				
Prüfzeitraum: <i>Testing period:</i>	24.09.2016 - 12.10.2016				
Ort der Prüfung: <i>Place of testing:</i>	Audix Technology (Shenzhen) Co., Ltd.				
Prüflaboratorium: <i>Testing laboratory:</i>	TÜV Rheinland (Shenzhen) Co., Ltd.				
Prüfergebnis*: <i>Test result*:</i>	Pass				
geprüft von / tested by:		kontrolliert von / reviewed by:			
 27.10.2016 Ryan Yang / Senior Project Engineer		 27.10.2016 Winnie Hou / Technical Certifier			
Datum <i>Date</i>	Name/Stellung <i>Name/Position</i>	Unterschrift <i>Signature</i>	Datum <i>Date</i>	Name/Stellung <i>Name/Position</i>	Unterschrift <i>Signature</i>
Sonstiges / Other:					
FCC ID: VLJ-MBP81SN IC: 4522A-MBP81SN HVIN: MBP81SN					
Zustand des Prüfgegenstandes bei Anlieferung: <i>Condition of the test item at delivery:</i>			Prüfmuster vollständig und unbeschädigt <i>Test item complete and undamaged:</i>		
* Legende: 1 = sehr gut 2 = gut 3 = befriedigend 4 = ausreichend 5 = mangelhaft P(ass) = entspricht o.g. Prüfgrundlage(n) F(ail) = entspricht nicht o.g. Prüfgrundlage(n) N/A = nicht anwendbar N/T = nicht getestet Legend: 1 = very good 2 = good 3 = satisfactory 4 = sufficient 5 = poor P(ass) = passed a.m. test specifications(s) F(ail) = failed a.m. test specifications(s) N/A = not applicable N/T = not tested					
Dieser Prüfbericht bezieht sich nur auf das o.g. Prüfmuster und darf ohne Genehmigung der Prüfstelle nicht auszugsweise vervielfältigt werden. Dieser Bericht berechtigt nicht zur Verwendung eines Prüfzeichens. <i>This test report only relates to the a. m. test sample. Without permission of the test center this test report is not permitted to be duplicated in extracts. This test report does not entitle to carry any test mark.</i>					
V04					

Test Summary

5.1.1 ANTENNA REQUIREMENT*RESULT: Pass***5.1.2 MAXIMUM PEAK CONDUCTED OUTPUT POWER***RESULT: Pass***5.1.3 CONDUCTED POWER SPECTRAL DENSITY***RESULT: Pass***5.1.4 6dB BANDWIDTH***RESULT: Pass***5.1.5 99% BANDWIDTH***RESULT: Pass***5.1.6 CONDUCTED SPURIOUS EMISSIONS MEASURED IN 100 KHZ BANDWIDTH***RESULT: Pass***5.1.7 RADIATED SPURIOUS EMISSION***RESULT: Pass***6.1.1 ELECTROMAGNETIC FIELDS***RESULT: Pass*

Contents

1	GENERAL REMARKS	4
1.1	COMPLEMENTARY MATERIALS	4
2	TEST SITES	4
2.1	TEST FACILITIES	4
2.2	LIST OF TEST AND MEASUREMENT INSTRUMENTS.....	5
2.3	TRACEABILITY	6
2.4	CALIBRATION	6
2.5	MEASUREMENT UNCERTAINTY.....	6
2.6	LOCATION OF ORIGINAL DATA.....	6
2.7	STATUS OF FACILITY USED FOR TESTING.....	6
3	GENERAL PRODUCT INFORMATION	7
3.1	PRODUCT FUNCTION AND INTENDED USE.....	7
3.2	RATINGS AND SYSTEM DETAILS	7
3.3	INDEPENDENT OPERATION MODES	8
3.4	NOISE GENERATING AND NOISE SUPPRESSING PARTS.....	8
3.5	SUBMITTED DOCUMENTS.....	8
4	TEST SET-UP AND OPERATION MODES	9
4.1	PRINCIPLE OF CONFIGURATION SELECTION	9
4.2	TEST OPERATION AND TEST SOFTWARE.....	9
4.3	SPECIAL ACCESSORIES AND AUXILIARY EQUIPMENT.....	9
4.4	COUNTERMEASURES TO ACHIEVE EMC COMPLIANCE.....	9
4.5	TEST SETUP DIAGRAM.....	10
5	TEST RESULTS	11
5.1	TRANSMITTER REQUIREMENT & TEST SUITES	11
5.1.1	<i>Antenna Requirement</i>	<i>11</i>
5.1.2	<i>Maximum Peak Conducted Output Power.....</i>	<i>12</i>
5.1.3	<i>Conducted Power Spectral Density</i>	<i>13</i>
5.1.4	<i>6dB Bandwidth</i>	<i>14</i>
5.1.5	<i>99% Bandwidth</i>	<i>15</i>
5.1.6	<i>Conducted Spurious Emissions Measured in 100 kHz Bandwidth</i>	<i>16</i>
5.1.7	<i>Radiated Spurious Emission</i>	<i>17</i>
6	SAFETY HUMAN EXPOSURE	18
6.1	RADIO FREQUENCY EXPOSURE COMPLIANCE	18
6.1.1	<i>Electromagnetic Fields.....</i>	<i>18</i>
7	PHOTOGRAPHS OF THE TEST SET-UP.....	19
8	LIST OF TABLES.....	21
9	LIST OF PHOTOGRAPHS	21

1 General Remarks

1.1 Complementary Materials

All attachments are integral parts of this test report. This applies especially to the following appendix:

Appendix A: Test Results of Wi-Fi 802.11b/g/n of Conducted Testing

Appendix B: Test Results of Wi-Fi 802.11b/g/n of Radiated Testing

2 Test Sites

2.1 Test Facilities

Audix Technology (Shenzhen) Co., Ltd.

No. 6, Ke Feng Road, Block 52, Shenzhen Science & Industry Park, Nantou, Shenzhen, Guangdong, 518057 China

FCC Registration No.: 90454

Test site Industry Canada No.: 5183A-1

The tests at the test sites have been conducted under the supervision of a TÜV engineer.

2.2 List of Test and Measurement Instruments

Table 1: List of Test and Measurement Equipment
Audix Technology (Shenzhen) Co., Ltd.

Radio Spectrum Test				
Equipment	Manufacturer	Model No.	Serial No.	Cal. Until
Spectrum	Agilent	N9030A	MY51380221	14.10.2017
Spurious Emission, Below 1GHz				
Equipment	Manufacturer	Model No.	Serial No.	Cal. Until
EMI Spectrum	Agilent	E4407B	MY41440292	23.04.2017
Test Receiver	R&S	ESVS10	834468/011	23.04.2017
Amplifier	HP	8447D	2648A04738	23.04.2017
Loop Antenna	Chase	HLA6120	1062	24.09.2017
Tri-log-Broadband Antenna	SCHWARZBECK	VULB 9168	9168-710	19.07.2017
RF Cable	MIYAZAKI	CFD400NL-LW	No.3	25.09.2017
Coaxial Switch	Anritsu	MP59B	6201397222	22.04.2017
Attenuator	EMCI	EMCI-N-6-06	AT-N0639	25.09.2017
Spurious Emission, Above 1GHz				
Equipment	Manufacturer	Model No.	Serial No.	Cal. Until
3#Chamber	AUDIX	N/A	N/A	20.05.2017
Spectrum Analyzer	Agilent	E4446A	US44300459	23.04.2017
Horn Antenna	ETS	3115	9510-4877	14.10.2016
Amplifier	Agilent	8449B	3008A02495	23.04.2017
RF Cable	Hubersuhner	SUCOFLEX106	505238/6	23.04.2017

2.3 Traceability

All measurement equipment calibrations are traceable to NIM (National Institute of Metrology) or where calibration is performed in other countries, to equivalent nationally recognized standards organizations.

2.4 Calibration

Equipment requiring calibration is calibrated periodically by the manufacturer or according to manufacturer's specifications. Additionally all equipment is verified for proper performance on a regular basis using in house standards or comparisons.

2.5 Measurement Uncertainty

The estimated combined standard uncertainty for radiated emissions and conducted emissions measurements as below table

Item	Uncertainty	Remark
Radiated Emission test in 3m chamber	±2.8 dB	Below 1GHz
Radiated Emission test in 3m chamber	±5.8 dB	Above 1GHz
Conducted Spurious emission test	±2.0 dB	
Output power test	±0.8 dB	
Power density test	±2.0 dB	
Bandwidth	±83 KHz	
Temperature	±3%	
humidity	±0.6°C	

2.6 Location of Original Data

The original copies of all test data taken during actual testing were attached at Appendix A & B of this report and delivered to the applicant. A copy has been retained in the TÜV Rheinland (Shenzhen) file for certification follow-up purposes.

2.7 Status of Facility Used for Testing

The Audix Technology (Shenzhen) Co., Ltd. Test facility located at No. 6, Ke Feng Road, Block 52, Shenzhen Science & Industry Park, Nantou, Shenzhen, Guangdong, 518057 China is listed on the US Federal Communications Commission list of facilities approved to perform measurements.

3 General Product Information

3.1 Product Function and Intended Use

The EUT is Smart Nursery Alert Sensor device, it supports 2.4GHz Wi-Fi 802.11 b/g/n wireless technology.

According to the declaration of the applicant, the electrical circuit design, PCB layout and components used are identical for all models, only the model number and amount of device bundle are different, see below table for details:

Model No.	Amount of device bundle
MBP81SN	Means 1 device bundle
MBP81SN-2	Means 2 devices bundle
MBP81SN-3	Means 3 devices bundle
MBP81SN-4	Means 4 devices bundle

For details refer to the User Manual, Technical Description and Circuit Diagram.

3.2 Ratings and System Details

Table 2: Technical Specification of EUT

General Information of EUT	Value
Kind of Equipment	Smart Nursery Alert Sensor
Type Designation	MBP81SN, MBP81SN-2, MBP81SN-3, MBP81SN-4
Trade Mark	motorola
FCC ID	VLJ-MBP81SN
IC / HVIN	4522A-MBP81SN / MBP81SN
Operating Temperature Range	-10 °C ~ +50 °C
Operating Voltage	DC 3.0V via 'AAA' batteries x 2
Testing Voltage	DC 3.0V via 'AAA' batteries x 2
Technical Specification of Wi-Fi 802.11 b/g/n	
Operating Frequency	2412 - 2462 MHz for 802.11b/g/n(HT20) 2422 - 2452 MHz for 802.11n(HT40)
Type of Modulation	DSSS(DBPSK/DQPSK/CCK) OFDM(BPSK/QPSK/16QAM/64QAM)
Data Rate	1/2/5.5/11 Mbps for 802.11b 6/9/12/18/24/36/48/54 Mbps for 802.11g MCS0 ~ MCS7 Mbps for 802.11n
Channel Number	11 channels for 802.11b/g/n(HT20) 7 channels for 802.11n(HT40)
Channel Separation	5 MHz
Antenna Type	Integral Antenna
Gain	0 dBi

Table 3: RF Channel and Frequency of Wi-Fi 802.11 b/g/n

RF Channel	802.11 b/g/n(HT20)	802.11 n(HT40)
	Frequency (MHz)	Frequency (MHz)
01	2412	/
02	2417	/
03	2422	2422
04	2427	2427
05	2432	2432
06	2437	2437
07	2442	2442
08	2447	2447
09	2452	2452
10	2457	/
11	2462	/

Test frequencies are lowest channel: 2412 MHz, middle channel: 2437 MHz and highest channel: 2462 MHz for 802.11b/g/n(HT20)

Test frequencies are lowest channel: 2422 MHz, middle channel: 2437 MHz and highest channel: 2452 MHz for 802.11n(HT40)

3.3 Independent Operation Modes

The basic operation modes are:

- A. On, Wi-Fi transmitting
 - 1. Low channel
 - 2. Middle channel
 - 3. High channel
- B. Off

3.4 Noise Generating and Noise Suppressing Parts

Refer to Circuit Diagram for further details.

3.5 Submitted Documents

- Application Form
- Block Diagram
- FCC/IC Label and Location Info
- Operation Description
- PCB Layout
- Photo Document
- Schematics
- User Manual

4 Test Set-up and Operation Modes

4.1 Principle of Configuration Selection

Radio Spectrum: The equipment under test (EUT) was configured at its highest power output in order to measure its highest possible radiation and conducted level. The test modes were adapted accordingly in reference to the instructions for use.

Emission: The equipment under test (EUT) was configured to measure its highest possible radiation level. The test modes were adapted accordingly in reference to the instructions for use.

4.2 Test Operation and Test Software

Test operation refers to test setup in chapter 5. All testing were performed according to the procedures in ANSI C63.10: 2013.

According to clause 3.1, all tests were performed on model MBP81SN in this report.

4.3 Special Accessories and Auxiliary Equipment

Table 4: List of Accessories and Auxiliary Equipment

Description	Manufacturer	Model	S/N	Rating
PC	Lenovo	T4900c-00	R301NRS8	N/A

4.4 Countermeasures to Achieve EMC Compliance

The test sample which has been tested contained the noise suppression parts as described in the Technical Construction File (TCF).

No additional measures were employed to achieve compliance.

4.5 Test Setup Diagram

Diagram of Measurement Configuration for Radiation Test (Below 1GHz)

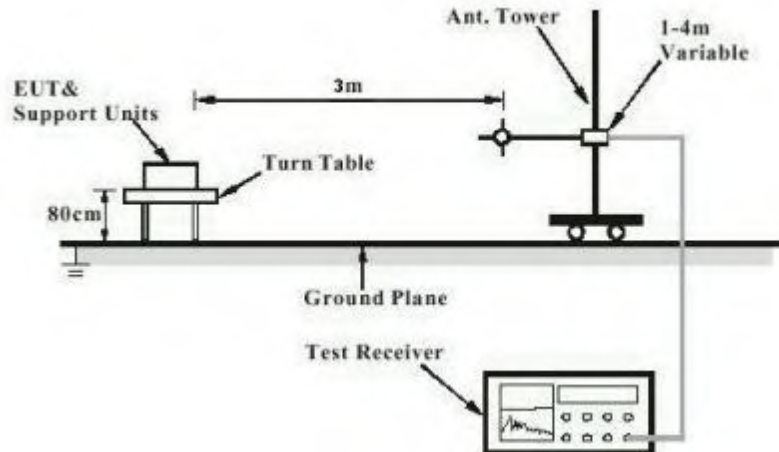


Diagram of Measurement Configuration for Radiation Test (Above 1GHz)

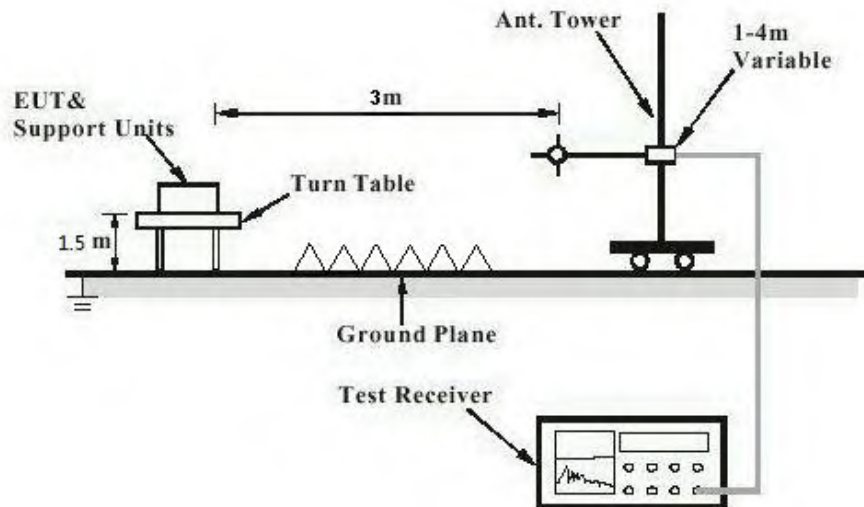
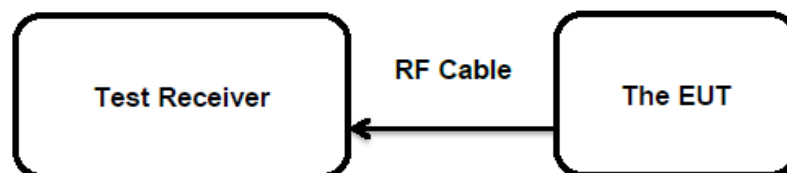


Diagram of Measurement Configuration for Conducted Transmitter Measurement



5 Test Results

5.1 Transmitter Requirement & Test Suites

5.1.1 Antenna Requirement

RESULT:

Pass**Test Specification**

Test standard : FCC Part 15.247(b)(4) and Part 15.203

According to the manufacturer declared, the EUT has an internal antenna, the directional gain of antenna is 0 dBi, and the antenna connector is designed with permanent attachment and no consideration of replacement. Therefore the EUT is considered sufficient to comply with the provision.

Therefore the EUT is considered sufficient to comply with the provision.

Refer to EUT Photo for further details.

5.1.5 99% Bandwidth

RESULT:
Pass
Test Specification

Test standard : RSS-Gen Clause 6.6
 Basic standard : ANSI C63.10: 2013
 Kind of test site : Shielded Room

Test Setup

Date of testing : 28.09.2016
 Input voltage : DC 3.0V via 'AAA' batteries x 2
 Operation mode : A
 Test channel : Low / Middle / High
 Ambient temperature : 25 °C
 Relative humidity : 56 %
 Atmospheric pressure : 101 kPa

For details refer to following test result.

Table 8: Test Result of 99% Bandwidth

Test Mode	Data Rate	Frequency (MHz)	99% Bandwidth (MHz)	Limit (kHz)
802.11b	11 Mbps	2412	13.367	/
		2437	13.368	
		2462	13.335	
802.11g	54 Mbps	2412	16.456	
		2437	16.455	
		2462	16.456	
802.11n (HT20)	MCS7 Mbps	2412	17.596	
		2437	17.594	
		2462	17.593	
802.11n (HT40)	MCS7 Mbps	2422	36.131	
		2437	36.124	
		2452	36.132	
Maximum Measured Value			36.132	

For the measurement records, refer to the appendix A.

5.1.6 Conducted Spurious Emissions Measured in 100 kHz Bandwidth

RESULT: **Pass****Test Specification**

Test standard : FCC Part 15.247(d)
RSS-247 Clause 5.5

Basic standard : ANSI C63.10: 2013

Limits : 20dB (below that in the 100kHz bandwidth within the band that contains the highest level of the desired power);

Kind of test site : Shielded Room

Test Setup

Date of testing : 28.09.2016

Input voltage : DC 3.0V via 'AAA' batteries x 2

Operation mode : A

Test channel : Low / Middle / High

Ambient temperature : 25 °C

Relative humidity : 56 %

Atmospheric pressure : 101 kPa

Test results of 100kHz Bandwidth of Frequency Band Edge by Conducted method refer to following test plot, and compliance is achieved as well.

For the measurement records, refer to the appendix A.

5.1.7 Radiated Spurious Emission

RESULT:**Pass****Test Specification**

Test standard	: FCC Part 15.247(d) & FCC Part 15.205 RSS-247 Clause 3.3
Basic standard	: ANSI C63.10: 2013
Limits	: Refer to 15.209(a) of FCC part 15.247(d) RSS-Gen Table 4 & Table 5
Kind of test site	: 3m Semi-anechoic Chamber

Test Setup

Date of testing	: Refer to test plots
Input voltage	: DC 3.0V via 'AAA' batteries x 2
Operation mode	: A
Test channel	: Low / Middle / High
Ambient temperature	: 24 °C
Relative humidity	: 48 %
Atmospheric pressure	: 101 kPa

Remark:

Testing was carried out within frequency range 9kHz – 30MHz and 18GHz - 26.5GHz, and the measurements with active antenna were greater than 20dB below the limit, so the test data were not recorded in the test report.

For frequencies above 1000 MHz, the above field strength limits are based on average limits, and the peak field strength of any emission shall not exceed the maximum permitted average limits specified above by more than 20 dB under any condition of modulation. Hence the average level was deemed to comply with average limit, and not reported in the test report.

For the measurement records, refer to the appendix B.

6 Safety Human Exposure

6.1 Radio Frequency Exposure Compliance

6.1.1 Electromagnetic Fields

RESULT:

Pass

Test Specification

Test standard : CFR47 FCC Part 2: Section 2.1093
FCC KDB Publication 447498 D01 v06
RSS-102 Issue 5 March 2015

Measurement Record:

The minimum distance for the EUT is less than 5mm.

Since maximum peak output power of the transmitter is 1.45 dBm \approx 1.40 mW $< \frac{3 \cdot d}{\sqrt{f}} = 9.56$ mW.

Hence the EUT is excluded from SAR evaluation according to FCC KDB Publication 447498 D01 General RF Exposure Guidance v06.

The maximum peak output power of the transmitter is 1.45 dBm (1.40 mW), which is far below the SAR exclusion threshold level 4 mW \approx 6.02 dBm.

Hence the EUT is exempted from routine evaluation limits (SAR Evaluation) according to clause 2.5.1 of RSS-102 Issue 5.

8 List of Tables

Table 1: List of Test and Measurement Equipment.....	5
Table 2: Technical Specification of EUT	7
Table 3: RF Channel and Frequency of Wi-Fi 802.11 b/g/n	8
Table 4: List of Accessories and Auxiliary Equipment.....	9
Table 5: Test Result of Maximum Peak Conducted Output Power.....	12
Table 6: Test Result of Power Spectral Density	13
Table 7: Test Result of 6dB Bandwidth.....	14
Table 8: Test Result of 99% Bandwidth	15

9 List of Photographs

Photograph 1: Set-up for Radio Spectrum Test	19
Photograph 2: Set-up for Radiated Spurious Emission, 30MHz~1GHz.....	19
Photograph 3: Set-up for Radiated Spurious Emission, Above 1GHz	20

Appendix A

Test Results of Wi-Fi 802.11b/g/n of Conducted Testing

APPENDIX A	1
APPENDIX A.1: MAXIMUM PEAK CONDUCTED OUTPUT POWER	2
<i>Wi-Fi 802.11 b mode, 11 Mbps</i>	2
<i>Wi-Fi 802.11 g mode, 54 Mbps</i>	3
<i>Wi-Fi 802.11 n(HT20) mode, MCS7 Mbps</i>	5
<i>Wi-Fi 802.11 n(HT40) mode, MCS7 Mbps</i>	6
APPENDIX A.2: CONDUCTED POWER SPECTRAL DENSITY	8
<i>Wi-Fi 802.11 b mode, 11 Mbps</i>	8
<i>Wi-Fi 802.11 g mode, 54 Mbps</i>	9
<i>Wi-Fi 802.11 n(HT20) mode, MCS7 Mbps</i>	11
<i>Wi-Fi 802.11 n(HT40) mode, MCS7 Mbps</i>	12
APPENDIX A.3: 6DB BANDWIDTH & 99% BANDWIDTH	14
<i>Wi-Fi 802.11 b mode, 11 Mbps</i>	14
<i>Wi-Fi 802.11 g mode, 54 Mbps</i>	15
<i>Wi-Fi 802.11 n(HT20) mode, MCS7 Mbps</i>	17
<i>Wi-Fi 802.11 n(HT40) mode, MCS7 Mbps</i>	18
APPENDIX A.4: CONDUCTED SPURIOUS EMISSIONS MEASURED IN 100 KHz BANDWIDTH	20
<i>Wi-Fi 802.11 b mode, 11 Mbps</i>	20
<i>Wi-Fi 802.11 g mode, 54 Mbps</i>	24
<i>Wi-Fi 802.11 n(HT20) mode, MCS7 Mbps</i>	29
<i>Wi-Fi 802.11 n(HT40) mode, MCS7 Mbps</i>	33
<i>Wi-Fi 802.11 b mode, Band Edge</i>	38
<i>Wi-Fi 802.11 g mode, Band Edge</i>	39
<i>Wi-Fi 802.11 n(HT20) mode, Band Edge</i>	40
<i>Wi-Fi 802.11 n(HT40) mode, Band Edge</i>	41

Appendix A.1: Maximum Peak Conducted Output Power

Wi-Fi 802.11 b mode, 11 Mbps





Wi-Fi 802.11 g mode, 54 Mbps





Wi-Fi 802.11 n(HT20) mode, MCS7 Mbps





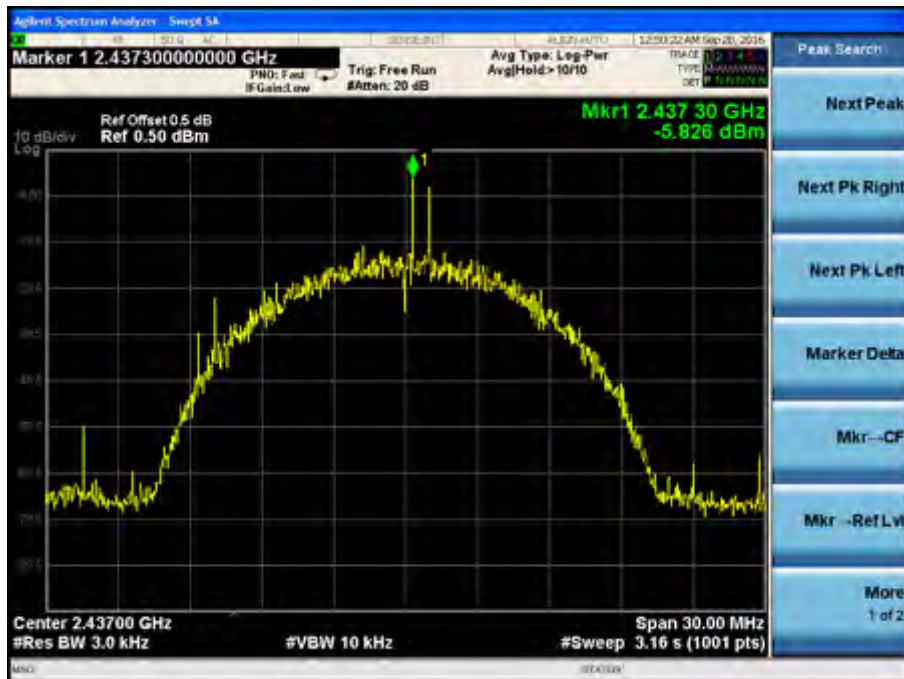
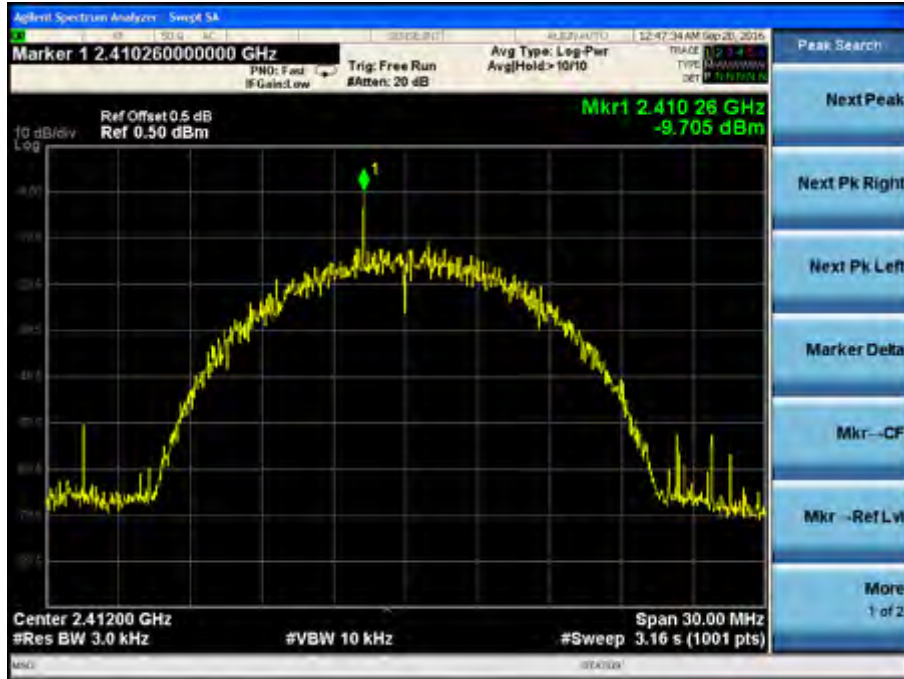
Wi-Fi 802.11 n(HT40) mode, MCS7 Mbps

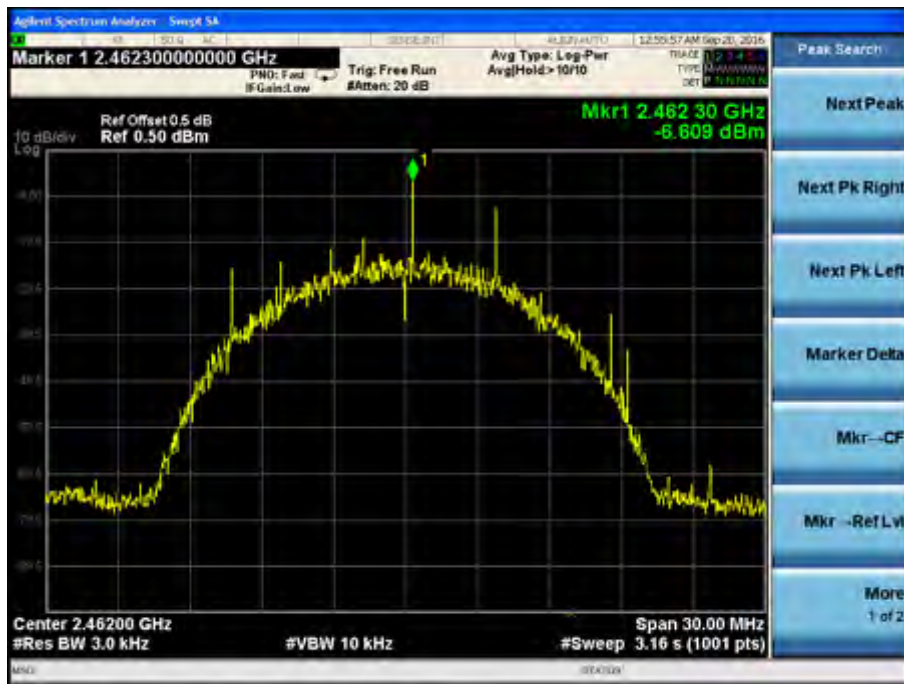




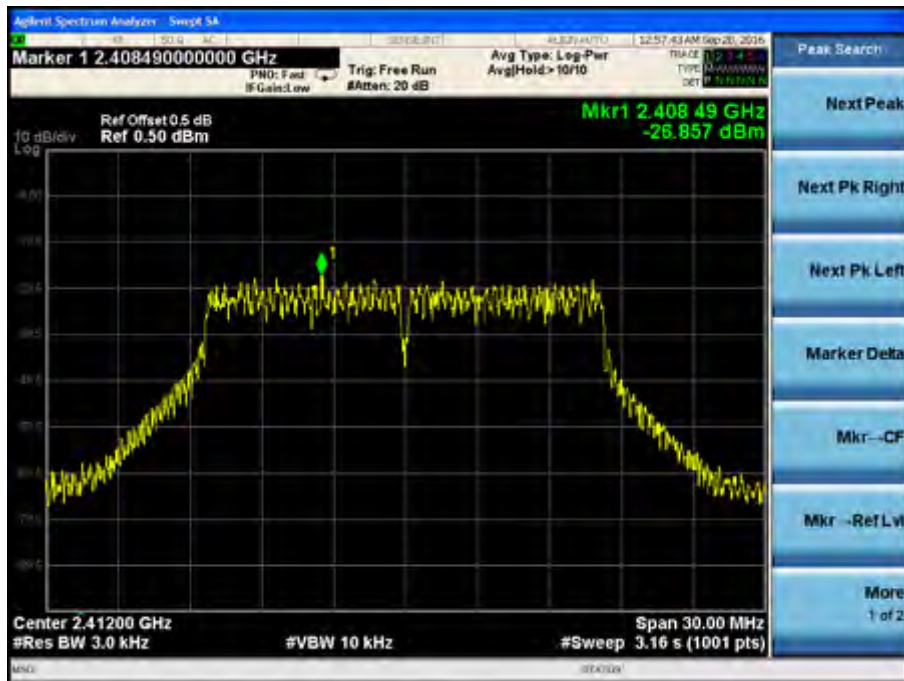
Appendix A.2: Conducted Power Spectral Density

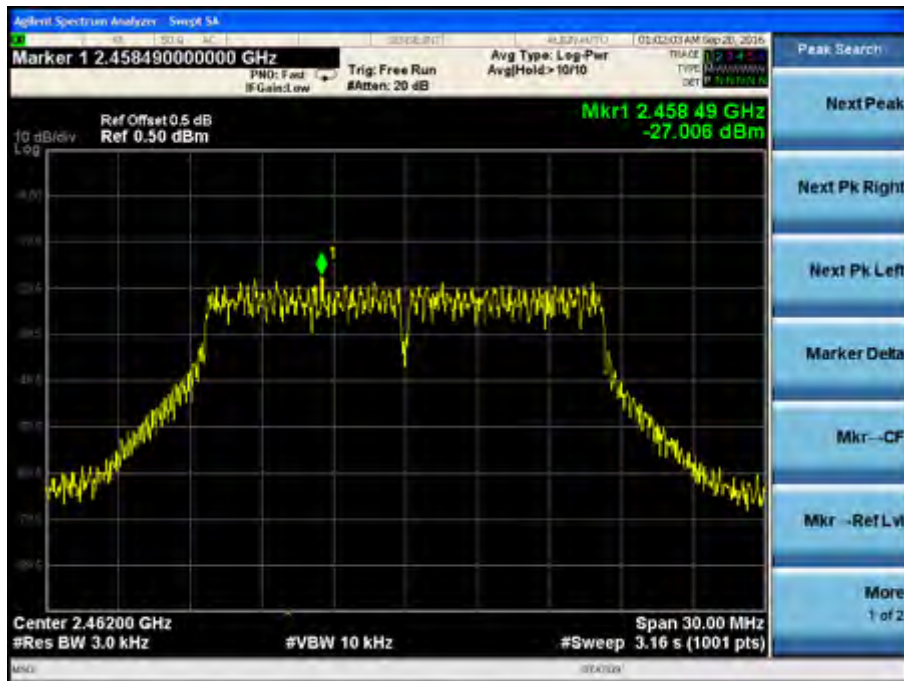
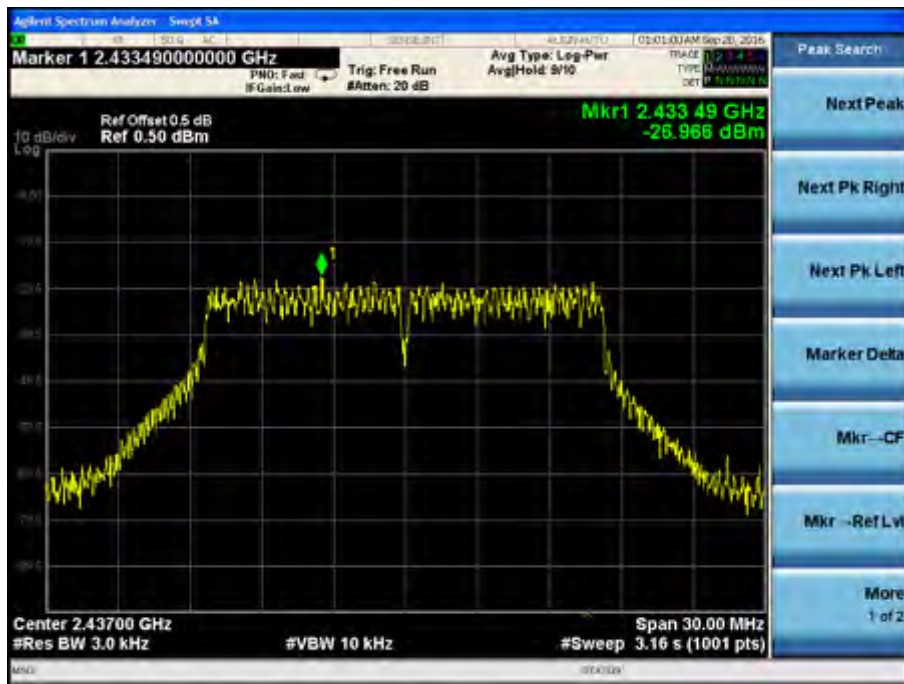
Wi-Fi 802.11 b mode, 11 Mbps



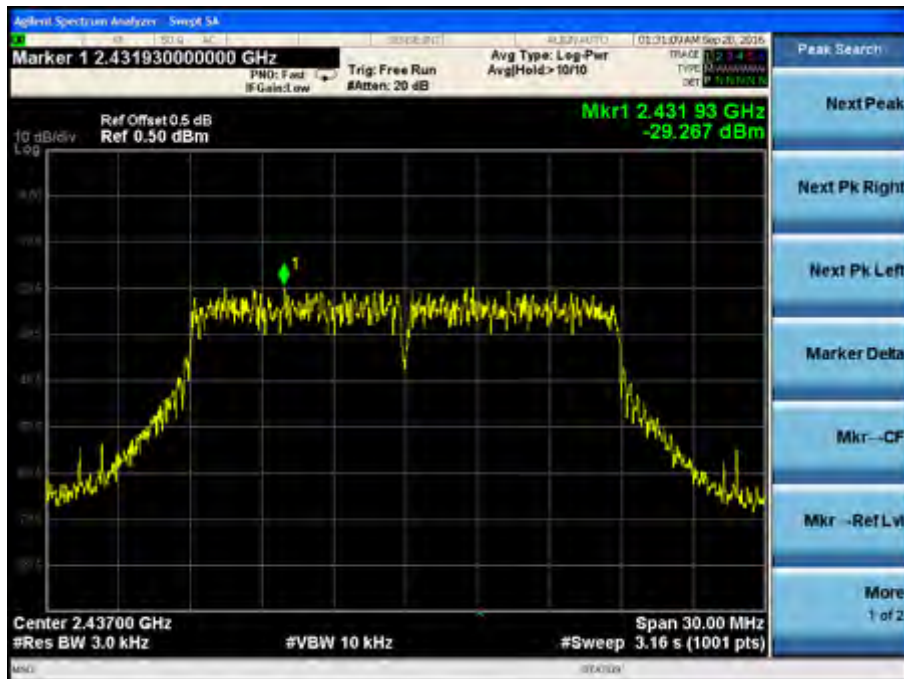
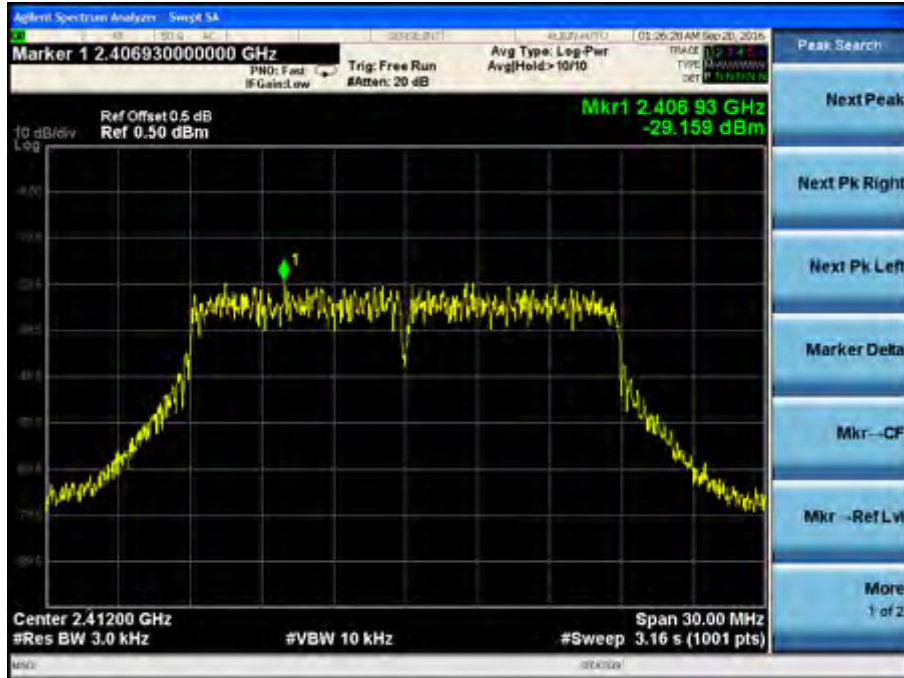


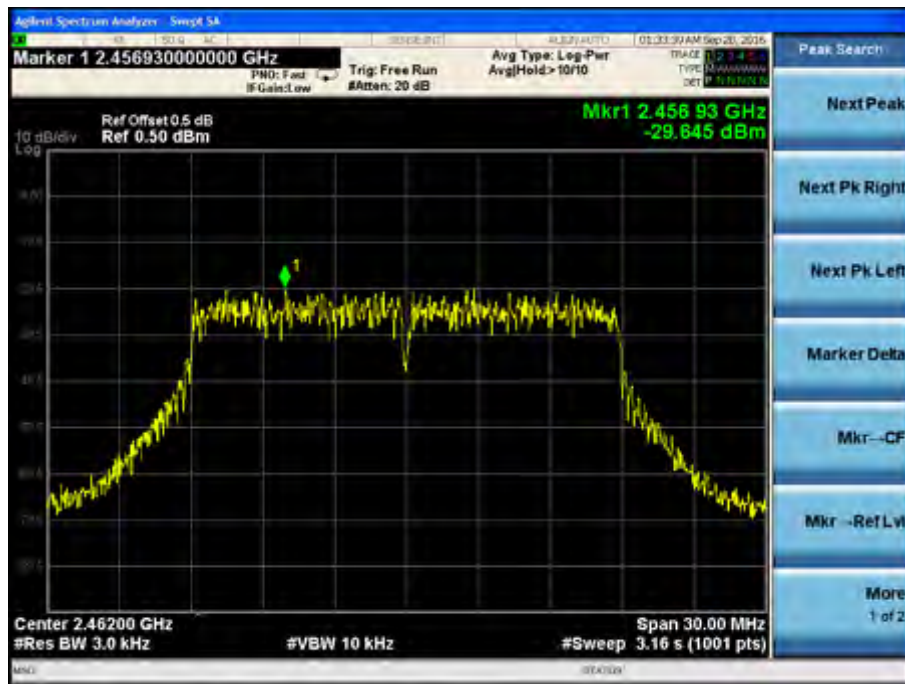
Wi-Fi 802.11 g mode,54 Mbps



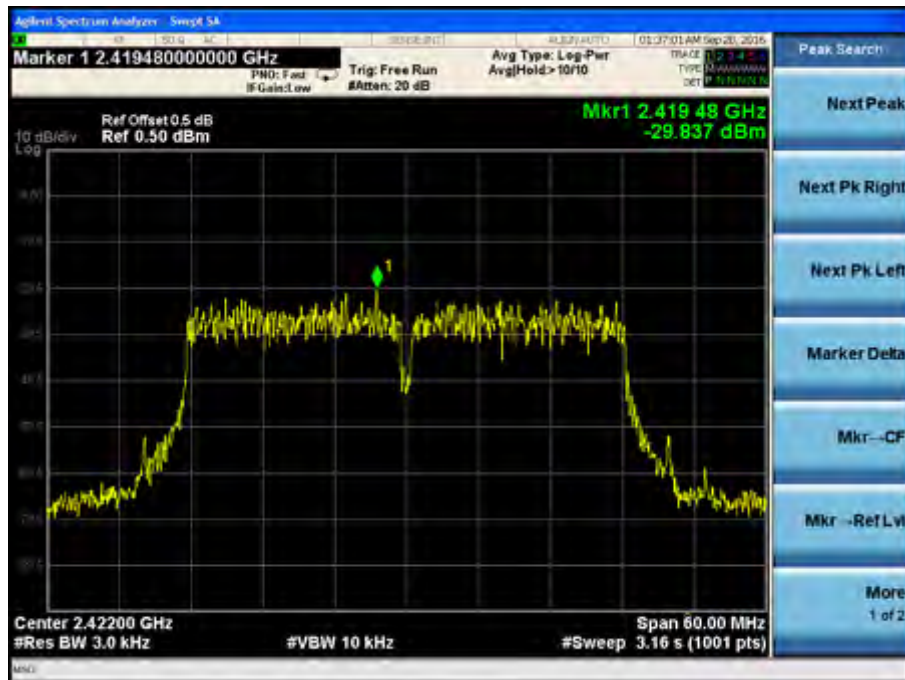


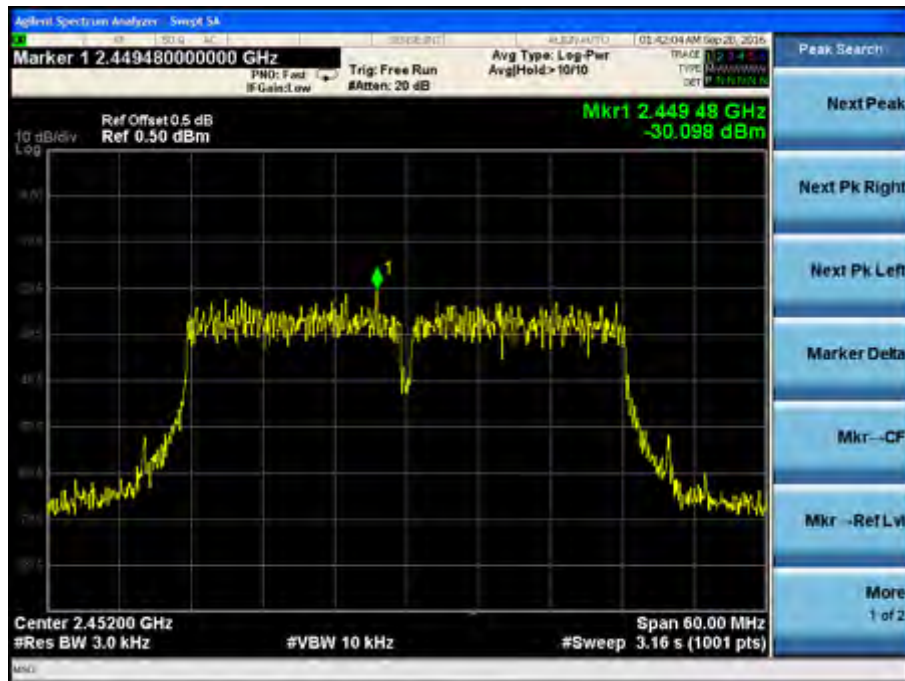
Wi-Fi 802.11 n(HT20) mode, MCS7 Mbps





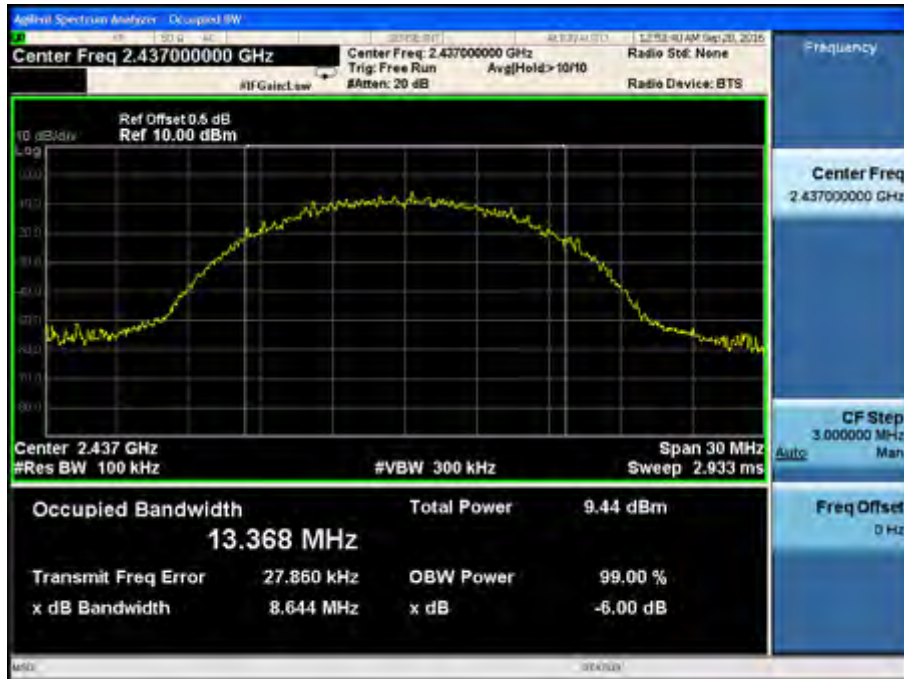
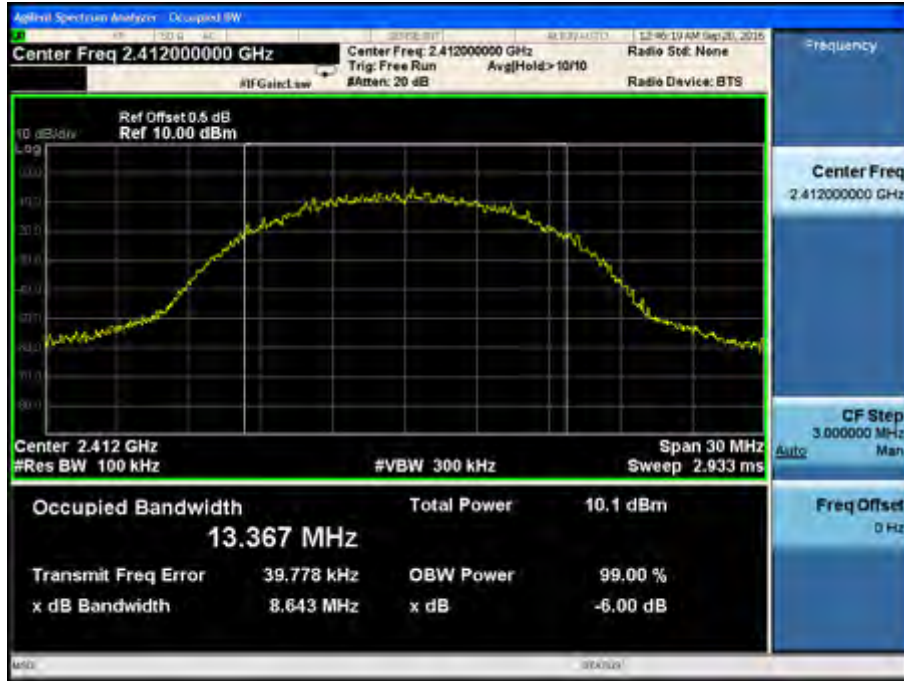
Wi-Fi 802.11 n(HT40) mode, MCS7 Mbps

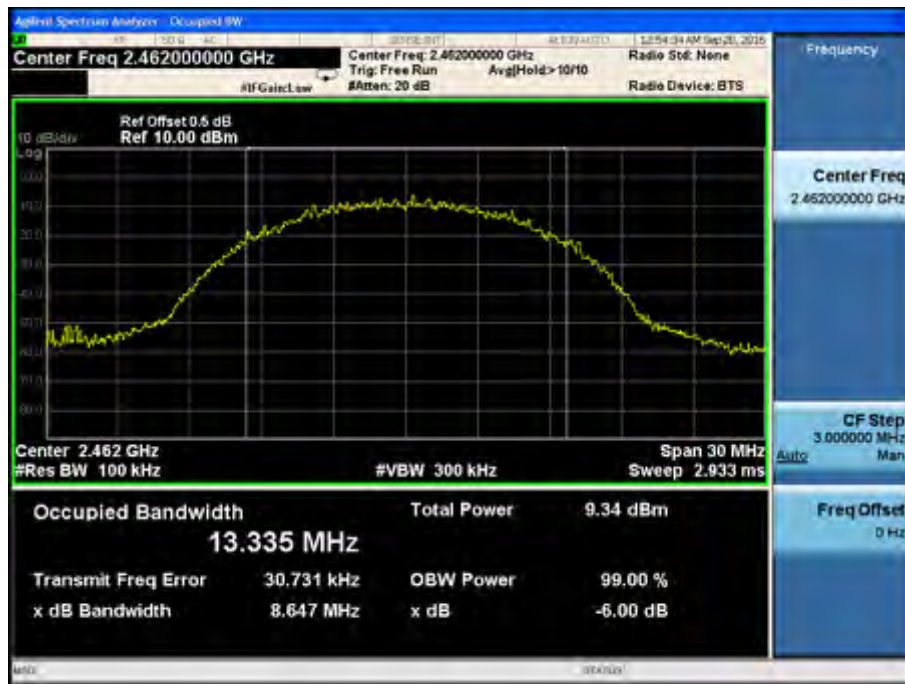




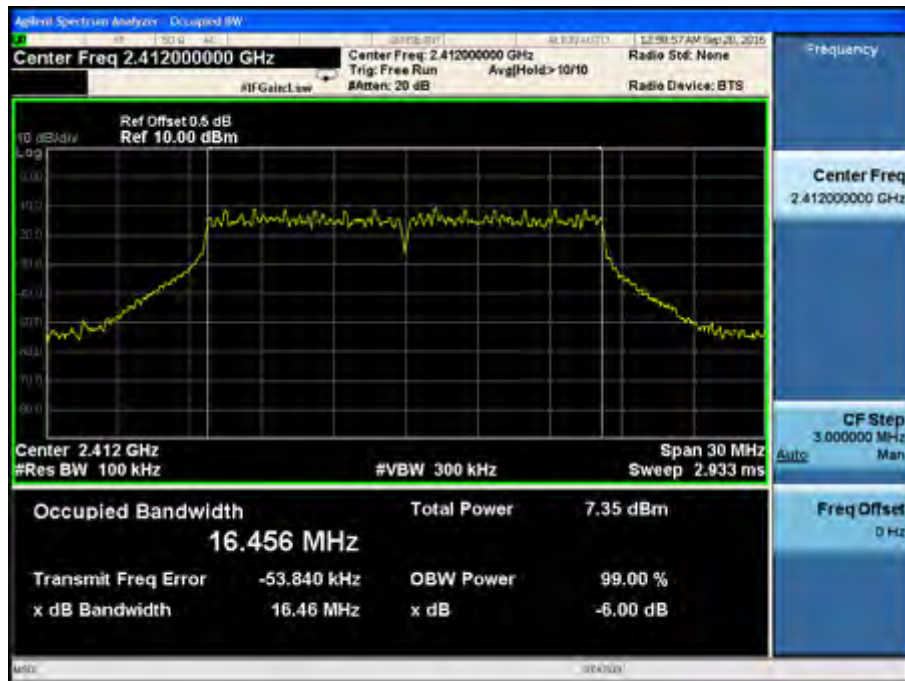
Appendix A.3: 6dB Bandwidth & 99% Bandwidth

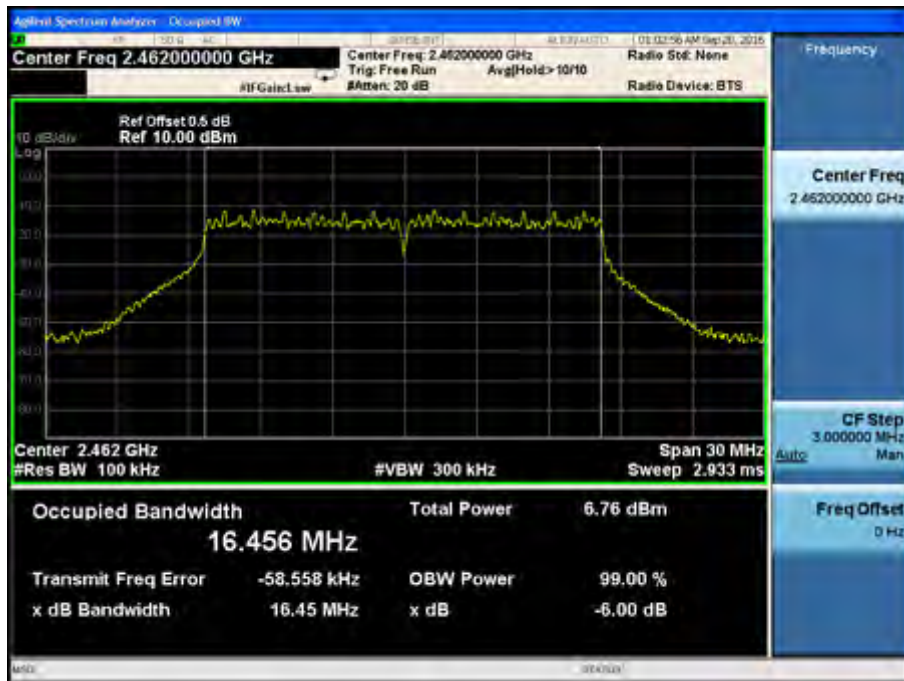
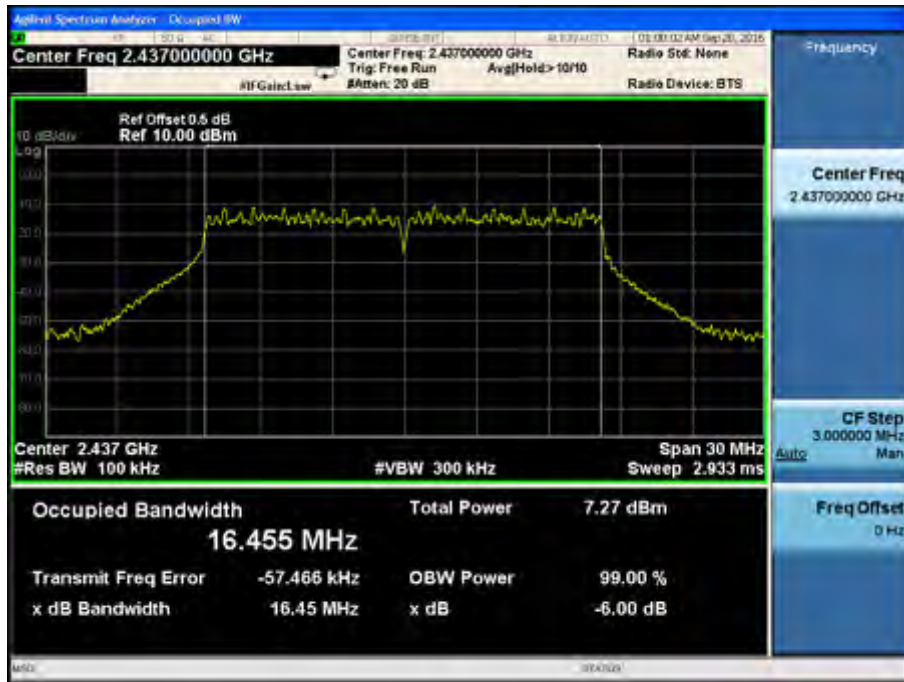
Wi-Fi 802.11 b mode, 11 Mbps



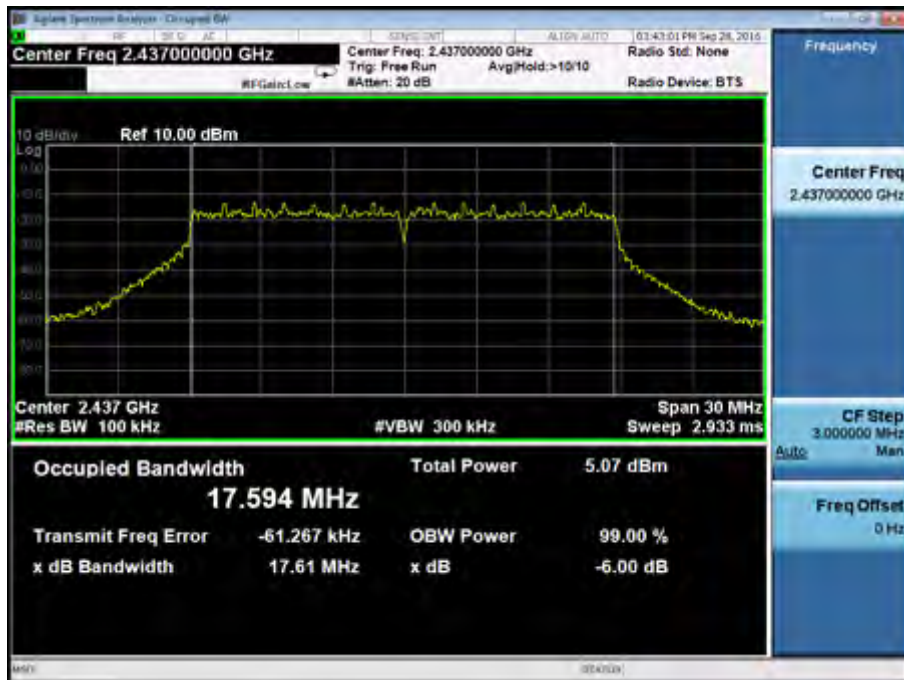
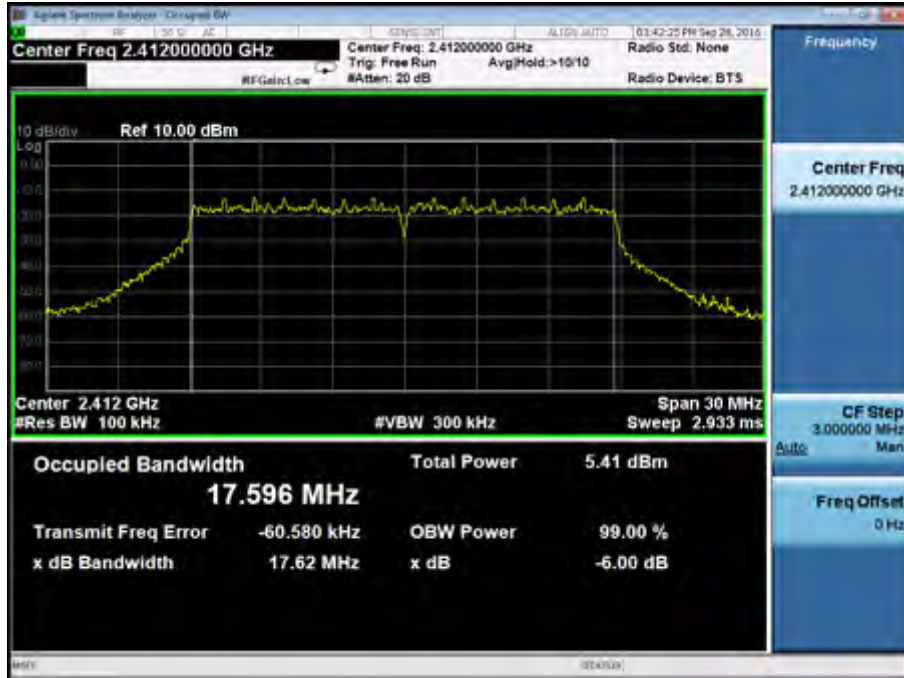


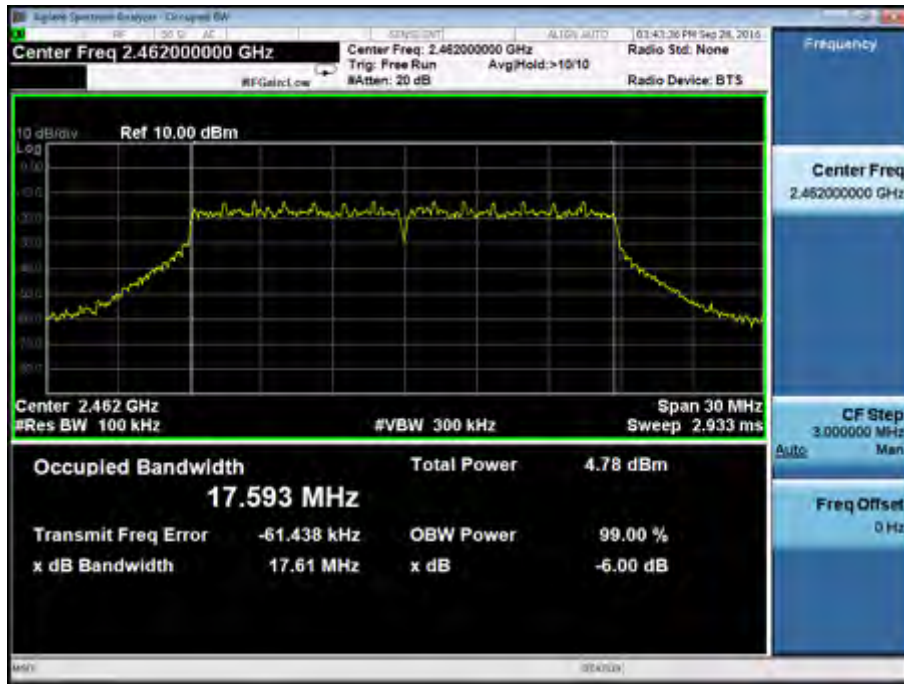
Wi-Fi 802.11 g mode,54 Mbps



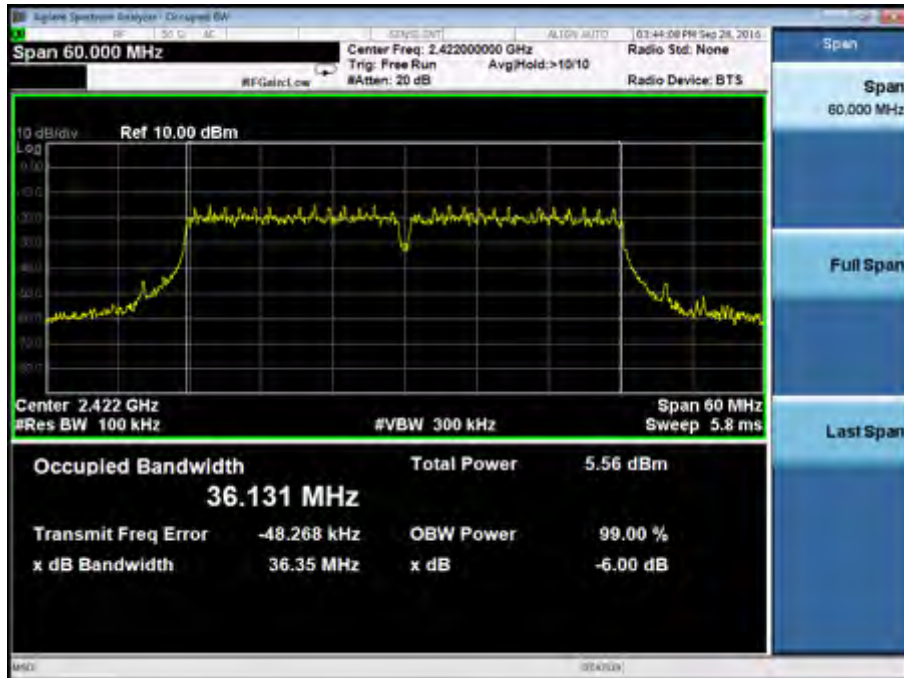


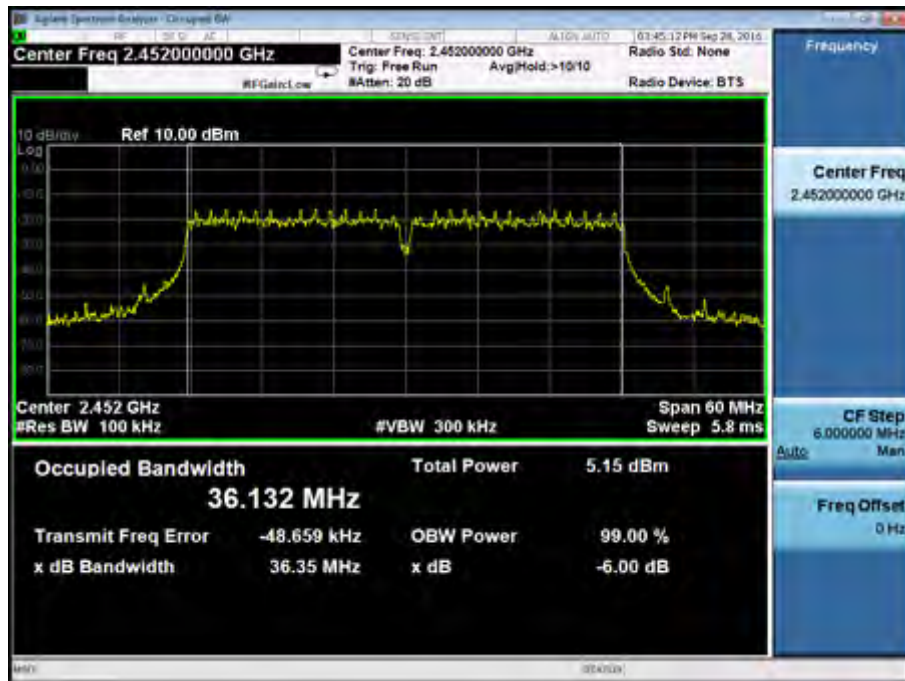
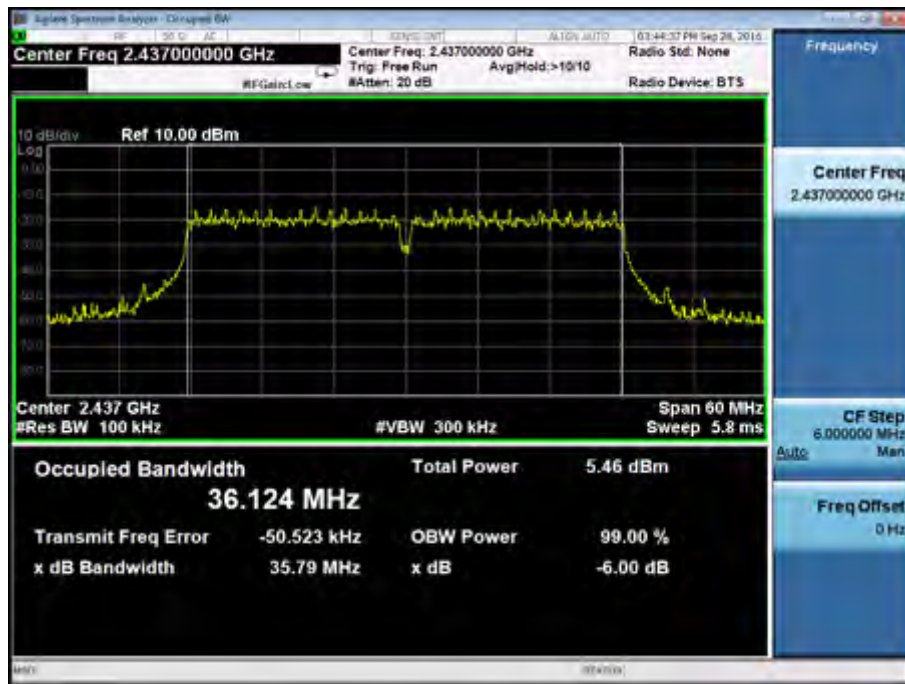
Wi-Fi 802.11 n(HT20) mode, MCS7 Mbps





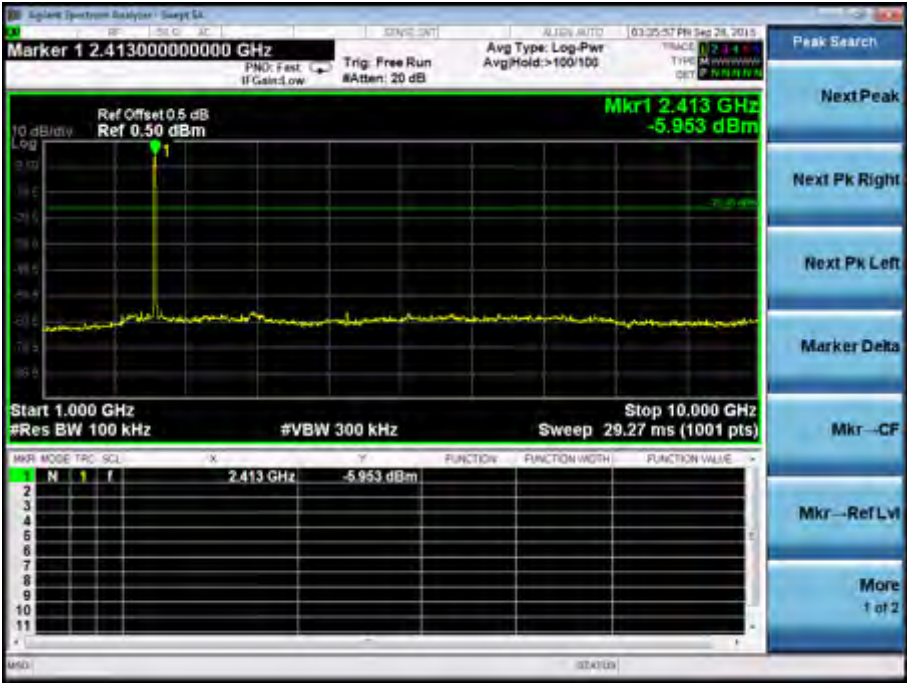
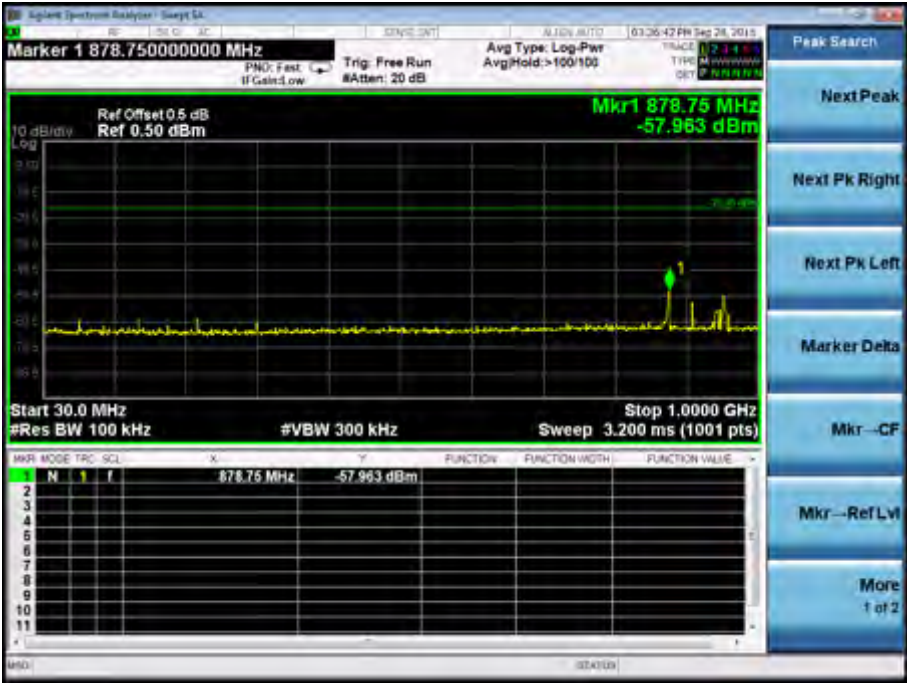
Wi-Fi 802.11 n(HT40) mode, MCS7 Mbps





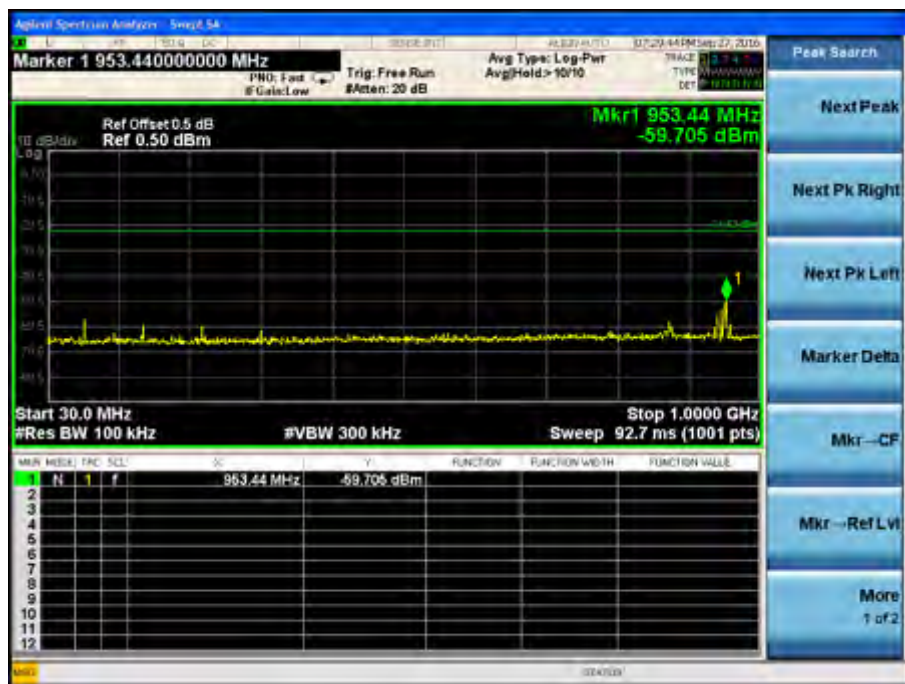
Appendix A.4: Conducted Spurious Emissions Measured in 100 kHz Bandwidth

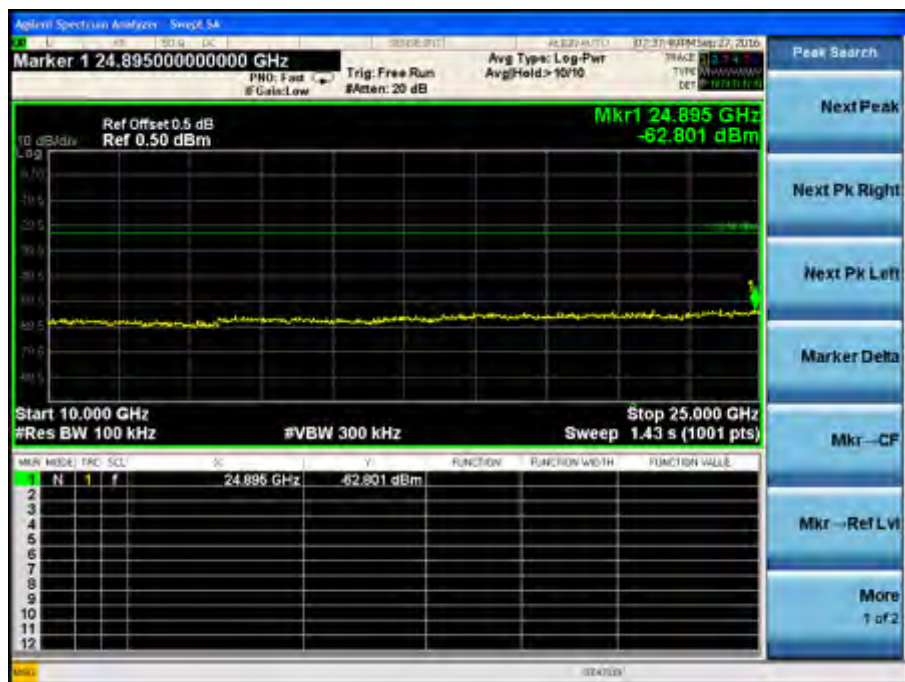
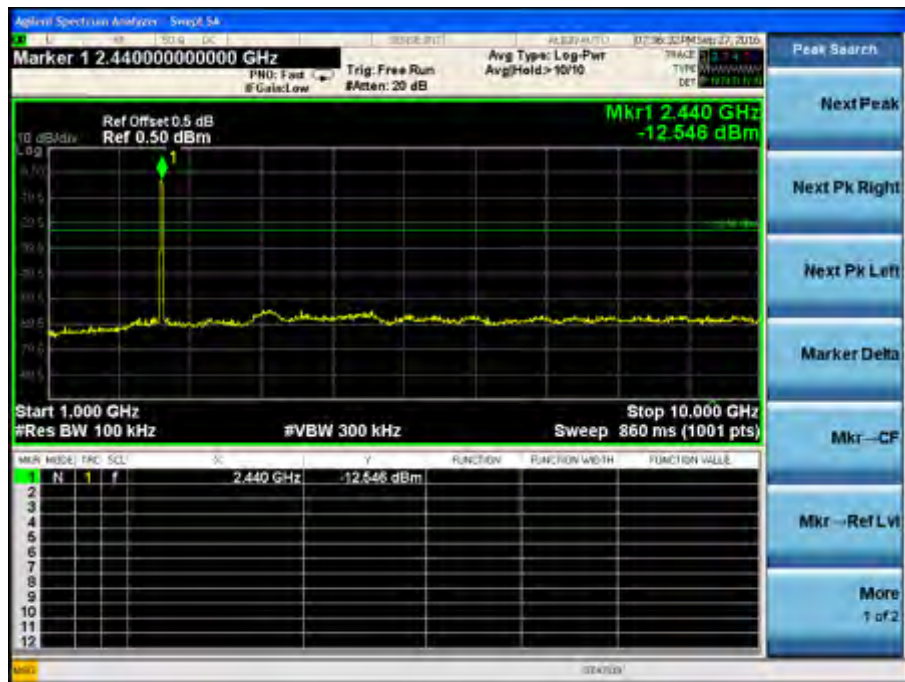
Wi-Fi 802.11 b mode, 11 Mbps
Low Channel

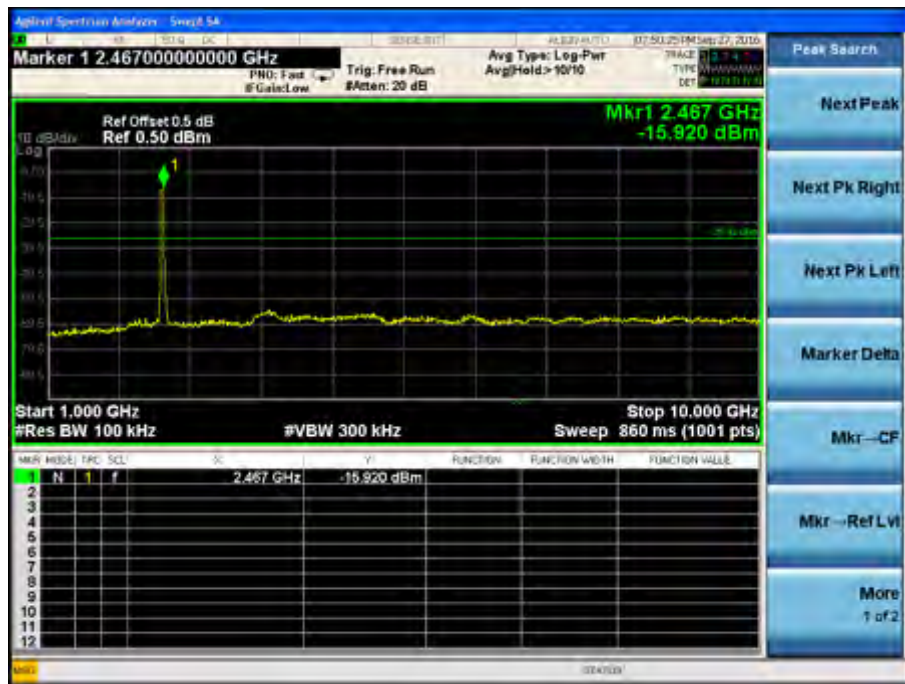




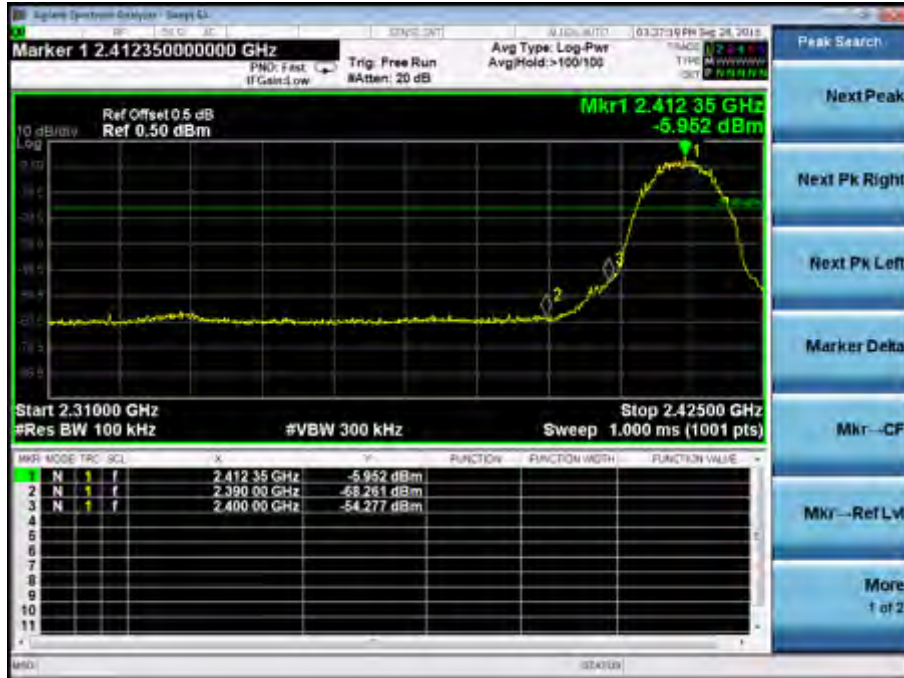
High Channel







Wi-Fi 802.11 b mode, Band Edge



Wi-Fi 802.11 g mode, Band Edge



Wi-Fi 802.11 n(HT20) mode, Band Edge



Wi-Fi 802.11 n(HT40) mode, Band Edge



Appendix B

Test Results of Wi-Fi 802.11b/g/n of Radiated Testing

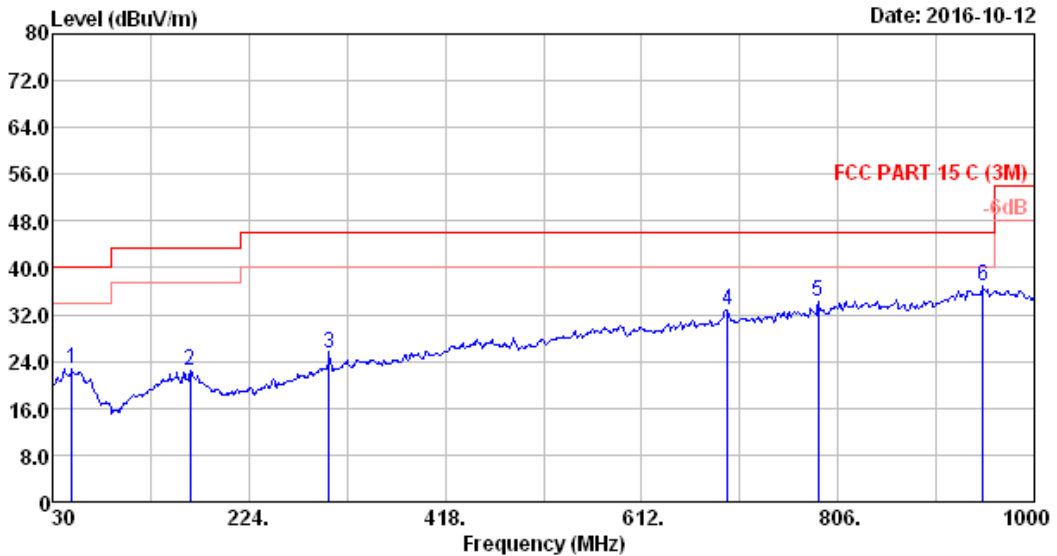
APPENDIX B	1
APPENDIX B.1: TEST RESULTS OF RADIATED SPURIOUS EMISSIONS	2
<i>Wi-Fi 802.11 b mode, 11 Mbps</i>	2
<i>Wi-Fi 802.11 g mode, 54 Mbps</i>	15
<i>Wi-Fi 802.11 n(HT20) mode, MCS7 Mbps</i>	27
<i>Wi-Fi 802.11 n(HT40) mode, MCS7 Mbps</i>	39
APPENDIX B.2: TEST RESULTS OF RADIATED EMISSIONS IN RESTRICTED BANDS	51
<i>Wi-Fi 802.11 b mode, 11 Mbps</i>	51
<i>Wi-Fi 802.11 g mode, 54 Mbps</i>	55
<i>Wi-Fi 802.11 n(HT20) mode, MCS7 Mbps</i>	59
<i>Wi-Fi 802.11 n(HT40) mode, MCS7 Mbps</i>	63

Appendix B.1: Test Results of Radiated Spurious Emissions
Wi-Fi 802.11 b mode, 11 Mbps
30MHz - 1GHz



No.6 Kefeng Road, Science & Technology Park
 Nanshan District, Shenzhen, Guangdong, China
 Tel:+86-755-26639495-7
 Fax:+86-755-26632877
 Postcode:518057

Data: 1 File: C:\Documents and Settings\Administrator\桌面\20160930-rf.EM6 (24) Date: 2016-10-12



Site no. : 10m Chamber Data no. : 1
 Dis. / Ant. : 3m ANT 2016 9168 710 Ant. pol. : HORIZONTAL
 Limit : FCC PART 15 C (3M)
 Env. / Ins. : 23.6*C/58% Engineer : Lynn
 EUT : Smart Nursery Alert Sensor
 Power rating : DC 3.0V via 'AAA' *2 batteries
 Test Mode : IEEE802.11b 2412MHz Tx Mode
 M/N:MBP81SM

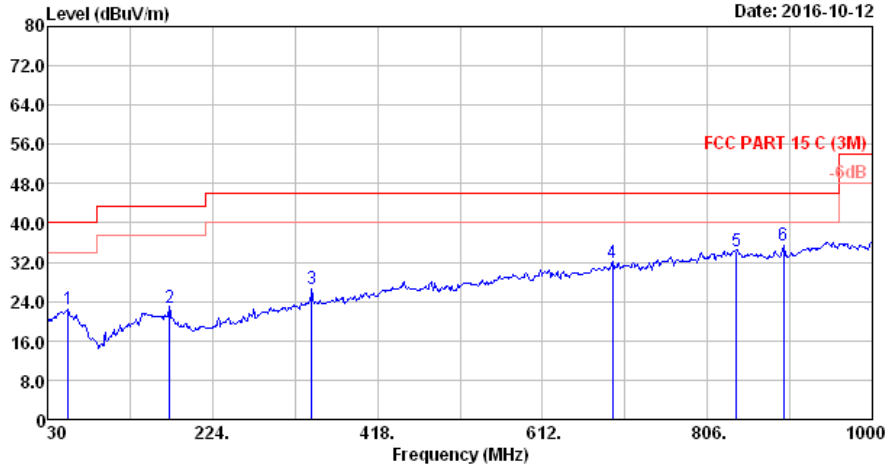
No.	Freq. (MHz)	Ant. Factor (dB/m)	Cable Loss (dB)	Reading (dBuV)	Emission Level (dBuV/m)	Limits (dBuV/m)	Margin (dB)	Remark
1	49.400	20.52	0.80	1.39	22.71	40.00	17.29	QP
2	165.800	19.64	1.05	1.78	22.47	43.50	21.03	QP
3	303.540	19.91	2.01	3.54	25.46	46.00	20.54	QP
4	697.360	26.96	3.52	2.23	32.71	46.00	13.29	QP
5	786.600	28.24	3.93	1.95	34.12	46.00	11.88	QP
6	949.560	29.95	4.47	2.41	36.83	46.00	9.17	QP

Remarks: 1. Emission Level= Antenna Factor + Cable Loss + Reading.
 2. The emission levels that are 20dB below the official limit are not reported.



No.6 Kefeng Road, Science & Technology Park
Nanshan District, Shenzhen, Guangdong, China
Tel:+86-755-26639495-7
Fax:+86-755-26632877
Postcode:518057

Data: 2 File: C:\Documents and Settings\Administrator\桌面\20160930-rf.EM6 (24) Date: 2016-10-12



Site no. : 10m Chamber Data no. : 2
Dis. / Ant. : 3m ANT 2016 9168 710 Ant. pol. : VERTICAL
Limit : FCC PART 15 C (3M)
Env. / Ins. : 23.6°C/58% Engineer : Lynn
EUT : Smart Nursery Alert Sensor
Power rating : DC 3.0V via 'AAA'*2 batteries
Test Mode : IEEE802.11b 2412MHz Tx Mode
M/N:MBP81SN

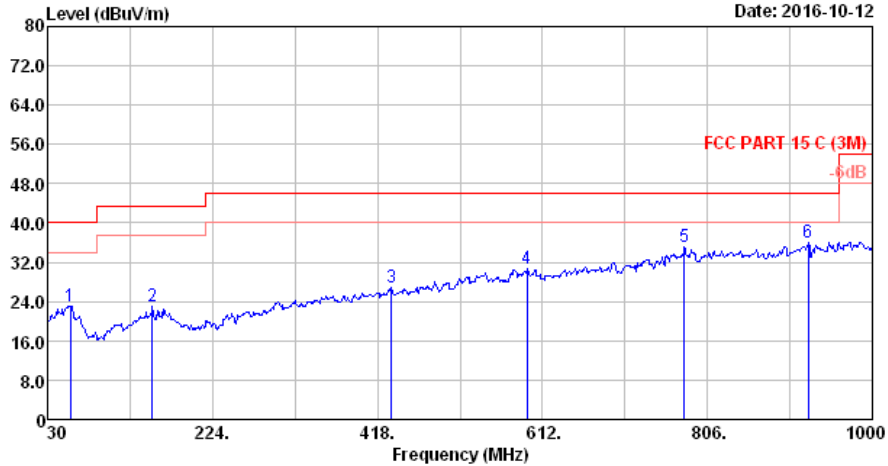
No.	Freq. (MHz)	Ant. Factor (dB/m)	Cable Loss (dB)	Reading (dBuV)	Emission Level (dBuV/m)	Limits (dBuV/m)	Margin (dB)	Remark
1	54.250	20.31	0.86	1.24	22.41	40.00	17.59	QP
2	173.560	19.37	1.04	2.35	22.76	43.50	20.74	QP
3	340.400	20.90	2.17	3.63	26.70	46.00	19.30	QP
4	694.450	26.88	3.51	1.59	31.98	46.00	14.02	QP
5	839.950	28.66	4.13	1.57	34.36	46.00	11.64	QP
6	895.240	29.22	4.32	1.75	35.29	46.00	10.71	QP

Remarks: 1. Emission Level= Antenna Factor + Cable Loss + Reading.
2. The emission levels that are 20dB below the official limit are not reported.



No.6 Kefeng Road, Science & Technology Park
Nanshan District, Shenzhen, Guangdong, China
Tel:+86-755-26639495-7
Fax:+86-755-26632877
Postcode:518057

Data: 3 File: C:\Documents and Settings\Administrator\桌面\20160930-rf.EM6 (24) Date: 2016-10-12



Site no. : 10m Chamber Data no. : 3
Dis. / Ant. : 3m ANT 2016 9168 710 Ant. pol. : HORIZONTAL
Limit : FCC PART 15 C (3M)
Env. / Ins. : 23.6°C/58% Engineer : Lynn
EUT : Smart Nursery Alert Sensor
Power rating : DC 3.0V via 'AAA'*2 batteries
Test Mode : IEEE802.11b 2437MHz Tx Mode
M/N:MBP81SN

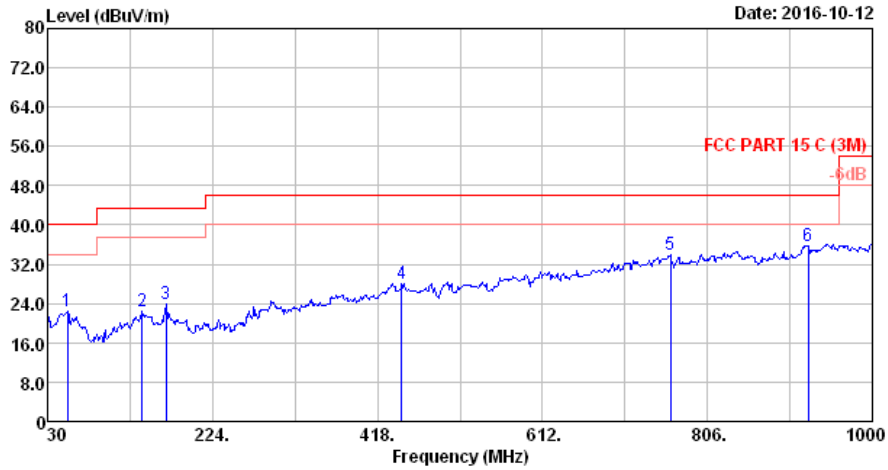
No.	Freq. (MHz)	Ant. Factor (dB/m)	Cable Loss (dB)	Reading (dBuV)	Emission Level (dBuV/m)	Limits (dBuV/m)	Margin (dB)	Remark
1	57.160	20.03	0.88	2.16	23.07	40.00	16.93	QP
2	153.190	19.70	1.36	2.03	23.09	43.50	20.41	QP
3	434.490	22.95	2.57	1.34	26.86	46.00	19.14	QP
4	593.570	25.82	3.18	1.81	30.81	46.00	15.19	QP
5	778.840	28.20	4.02	2.90	35.12	46.00	10.88	QP
6	924.340	29.71	4.65	1.57	35.93	46.00	10.07	QP

Remarks: 1. Emission Level= Antenna Factor + Cable Loss + Reading.
2. The emission levels that are 20dB below the official limit are not reported.



No.6 Kefeng Road, Science & Technology Park
Nanshan District, Shenzhen, Guangdong, China
Tel:+86-755-26639495-7
Fax:+86-755-26632877
Postcode:518057

Data: 4 File: C:\Documents and Settings\Administrator\桌面\20160930-rtf.EM6 (24)



Site no. : 10m Chamber Data no. : 4
 Dis. / Ant. : 3m ANT 2016 9168 710 Ant. pol. : VERTICAL
 Limit : FCC PART 15 C (3M)
 Env. / Ins. : 23.6°C/58% Engineer : Lynn
 EUT : Smart Nursery Alert Sensor
 Power rating : DC 3.0V via 'AAA'*2 batteries
 Test Mode : IEEE802.11b 2437MHz Tx Mode
 M/N:MBP81SN

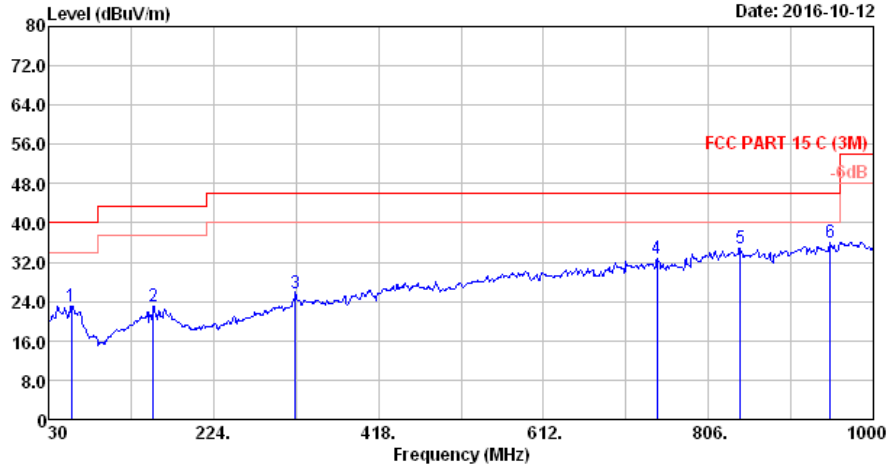
No.	Freq. (MHz)	Ant. Factor (dB/m)	Cable Loss (dB)	Reading (dBuV)	Emission Level (dBuV/m)	Limits (dBuV/m)	Margin (dB)	Remark
1	53.280	20.38	0.86	1.15	22.39	40.00	17.61	QP
2	141.550	19.43	1.31	1.69	22.43	43.50	21.07	QP
3	169.680	19.47	1.43	3.09	23.99	43.50	19.51	QP
4	446.130	23.27	2.62	2.22	28.11	46.00	17.89	QP
5	762.350	28.19	3.93	1.89	34.01	46.00	11.99	QP
6	924.340	29.71	4.65	1.39	35.75	46.00	10.25	QP

Remarks: 1. Emission Level= Antenna Factor + Cable Loss + Reading.
 2. The emission levels that are 20dB below the official limit are not reported.



No.6 Kefeng Road, Science & Technology Park
Nanshan District, Shenzhen, Guangdong, China
Tel:+86-755-26639495-7
Fax:+86-755-26632877
Postcode:518057

Data: 5 File: C:\Documents and Settings\Administrator\桌面\20160930-rtf.EM6 (24) Date: 2016-10-12



Site no. : 10m Chamber Data no. : 5
Dis. / Ant. : 3m ANT 2016 9168 710 Ant. pol. : HORIZONTAL
Limit : FCC PART 15 C (3M)
Env. / Ins. : 23.6°C/58% Engineer : Lynn
EUT : Smart Nursery Alert Sensor
Power rating : DC 3.0V via 'AAA'*2 batteries
Test Mode : IEEE802.11b 2462MHz Tx Mode
M/N:MBP81SN

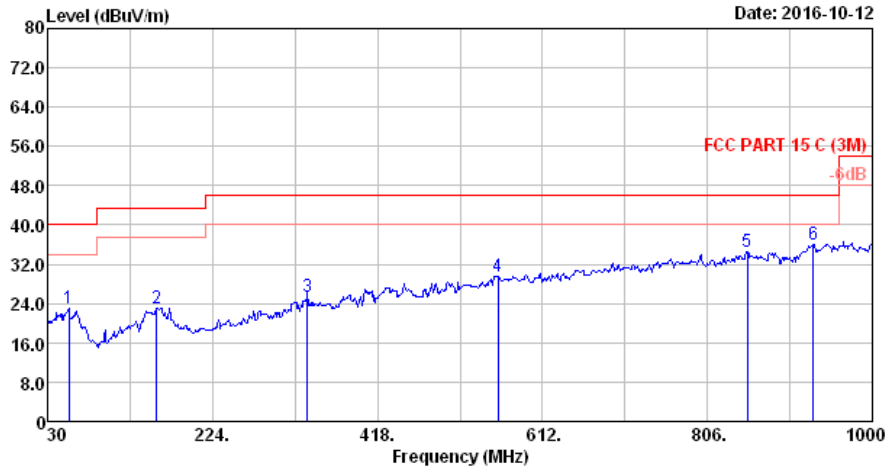
No.	Freq. (MHz)	Ant. Factor (dB/m)	Cable Loss (dB)	Reading (dBuV)	Emission Level (dBuV/m)	Limits (dBuV/m)	Margin (dB)	Remark
1	57.160	20.03	0.88	2.16	23.07	40.00	16.93	QP
2	153.190	19.70	1.36	2.03	23.09	43.50	20.41	QP
3	320.030	20.39	2.11	3.12	25.62	46.00	20.38	QP
4	745.860	27.78	3.84	1.26	32.88	46.00	13.12	QP
5	843.830	28.62	4.36	1.97	34.95	46.00	11.05	QP
6	949.560	29.95	4.71	1.24	35.90	46.00	10.10	QP

Remarks: 1. Emission Level= Antenna Factor + Cable Loss + Reading.
2. The emission levels that are 20dB below the official limit are not reported.



No.6 Kefeng Road, Science & Technology Park
Nanshan District, Shenzhen, Guangdong, China
Tel:+86-755-26639495-7
Fax:+86-755-26632877
Postcode:518057

Data: 6 File: C:\Documents and Settings\Administrator\桌面\20160930-rf.EM6 (24)

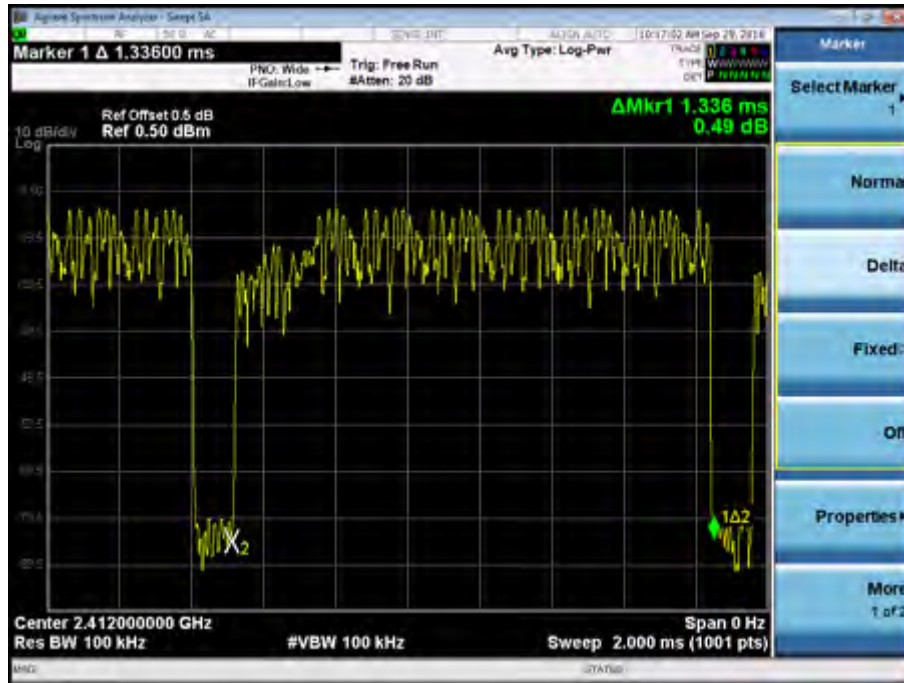


Site no. : 10m Chamber Data no. : 6
Dis. / Ant. : 3m ANT 2016 9168 710 Ant. pol. : VERTICAL
Limit : FCC PART 15 C (3M)
Env. / Ins. : 23.6°C/58% Engineer : Lynn
EUT : Smart Nursery Alert Sensor
Power rating : DC 3.0V via 'AAA'*2 batteries
Test Mode : IEEE802.11b 2462MHz Tx Mode
M/N:MBP81SN

No.	Freq. (MHz)	Ant. Factor (dB/m)	Cable Loss (dB)	Reading (dBuV)	Emission Level (dBuV/m)	Limits (dBuV/m)	Margin (dB)	Remark
1	55.220	20.24	0.87	1.80	22.91	40.00	17.09	QP
2	158.040	19.73	1.38	1.90	23.01	43.50	20.49	QP
3	335.550	20.86	2.18	2.46	25.50	46.00	20.50	QP
4	559.620	24.93	3.02	1.70	29.65	46.00	16.35	QP
5	852.560	28.63	4.40	1.60	34.63	46.00	11.37	QP
6	930.160	29.74	4.67	1.54	35.95	46.00	10.05	QP

Remarks: 1. Emission Level= Antenna Factor + Cable Loss + Reading.
2. The emission levels that are 20dB below the official limit are not reported.

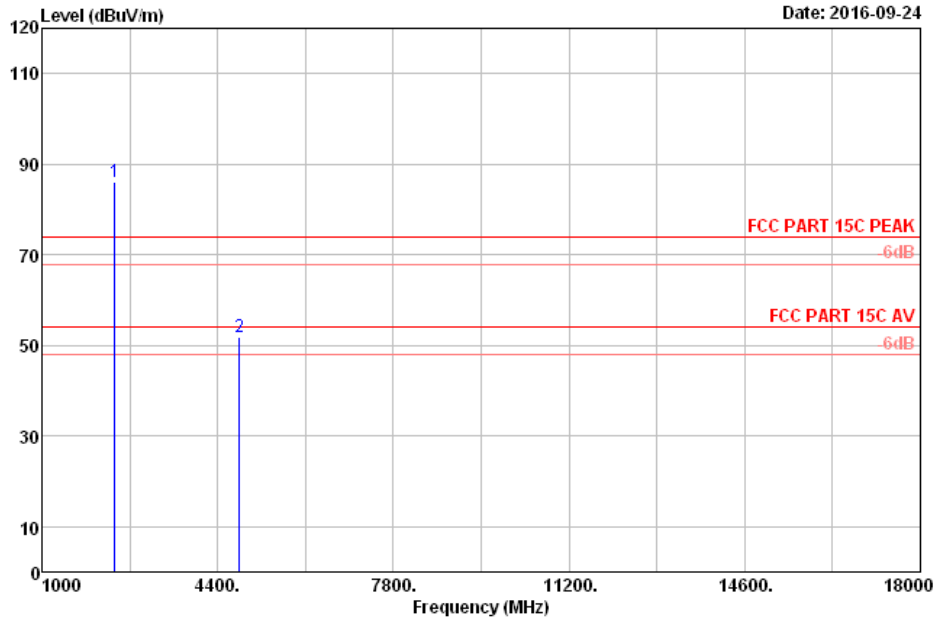
1GHz - 18GHz
Duty Cycle



Duty Cycle Correction Factor = $20 \cdot \log(\text{dwell time}/T_{on}) = 20 \cdot \log(1.336\text{ms}/1.431\text{ms}) = -0.60 \text{ dB}$



No.6 Ke Feng Road,Block 52,
ShenZhen Science & Industry Park
Nantou, ShenZhen, GuangDong, China
Tel:+86-755-26639495-7
Fax:+86-755-26632877
Postcode:518057



Date: 2016-09-24

Site no. : 3m Chamber
Dis. / Ant. : 3m 2015 3115-4877
Limit : FCC PART 15C PEAK
Env. / Ins. : 22.6°C/51.2%
EUT : Smart Nursery Alert Sensor
Power rating : DC 3.0V via 'AAA'*2 batteries
Test Mode : IEEE802.11b 2412MHz Tx
M/N:MBP81SN

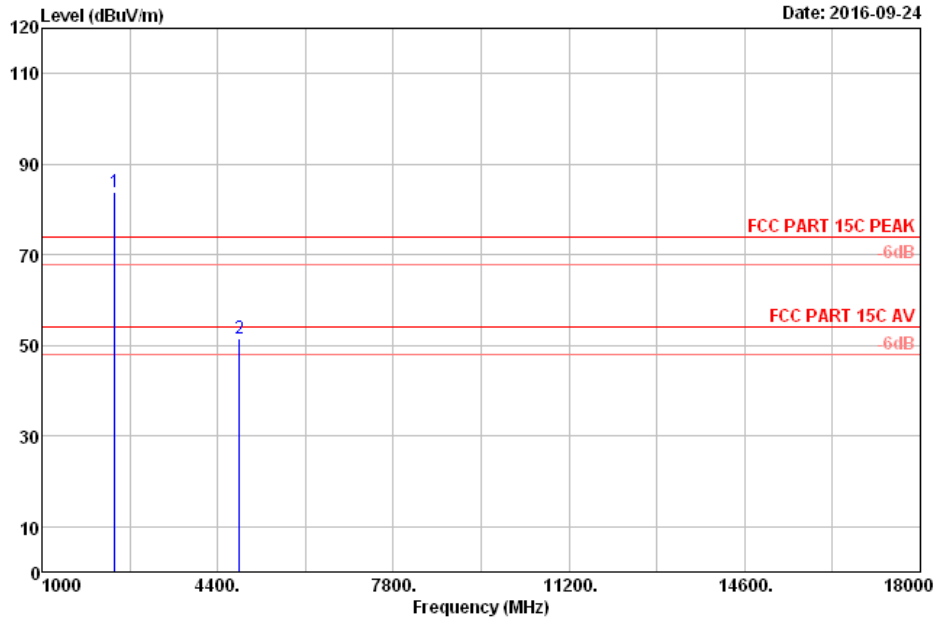
Data no. : 18
Ant. pol. : HORIZONTAL
Pre : 101.2kPa
Engineer : Lynn

No.	Freq. (MHz)	Ant. Factor (dB/m)	Cable Loss (dB)	Reading (dBuV)	AMP factor (dB)	Emission Level (dBuV/m)	Limits (dBuV/m)	Margin (dB)	Remark
1	2412.00	28.29	8.35	85.88	36.39	86.13	74.00	-12.13	Peak
2	4824.00	33.15	11.77	42.75	35.68	51.99	74.00	22.01	Peak

Remarks: 1. Emission Level= Antenna Factor + Cable Loss + Reading - Amp Factor
2. The emission levels that are 20dB below the official limit are not reported.



No.6 Ke Feng Road,Block 52,
ShenZhen Science & Industry Park
Nantou, ShenZhen, GuangDong, China
Tel:+86-755-26639495-7
Fax:+86-755-26632877
Postcode:518057



Site no. : 3m Chamber
Dis. / Ant. : 3m 2015 3115-4877
Limit : FCC PART 15C PEAK
Env. / Ins. : 22.6°C/51.2%
EUT : Smart Nursery Alert Sensor
Power rating : DC 3.0V via 'AAA'*2 batteries
Test Mode : IEEE802.11b 2412MHz Tx
M/N:MBP81SN

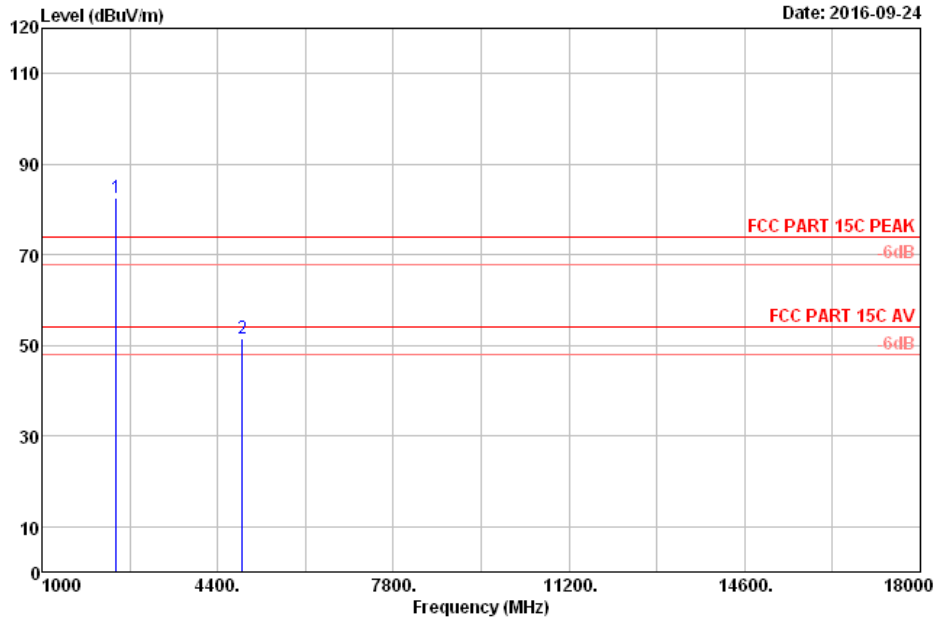
Data no. : 20
Ant. pol. : VERTICAL
Pre : 101.2kPa
Engineer : Lynn

No.	Freq. (MHz)	Ant. Factor (dB/m)	Cable Loss (dB)	Reading (dBUV)	AMP factor (dB)	Emission Level (dBUV/m)	Limits (dBUV/m)	Margin (dB)	Remark
1	2412.00	28.29	8.35	83.59	36.39	83.84	74.00	-9.84	Peak
2	4824.00	33.15	11.77	42.24	35.68	51.48	74.00	22.52	Peak

Remarks: 1. Emission Level= Antenna Factor + Cable Loss + Reading - Amp Factor
2. The emission levels that are 20dB below the official limit are not reported.



No.6 Ke Feng Road,Block 52,
ShenZhen Science & Industry Park
Nantou, ShenZhen, GuangDong, China
Tel:+86-755-26639495-7
Fax:+86-755-26632877
Postcode:518057



Date: 2016-09-24

Site no. : 3m Chamber
Dis. / Ant. : 3m 2015 3115-4877
Limit : FCC PART 15C PEAK
Env. / Ins. : 22.6°C/51.2%
EUT : Smart Nursery Alert Sensor
Power rating : DC 3.0V via 'AAA'*2 batteries
Test Mode : IEEE802.11b 2437MHz Tx
M/N:MBP81SN

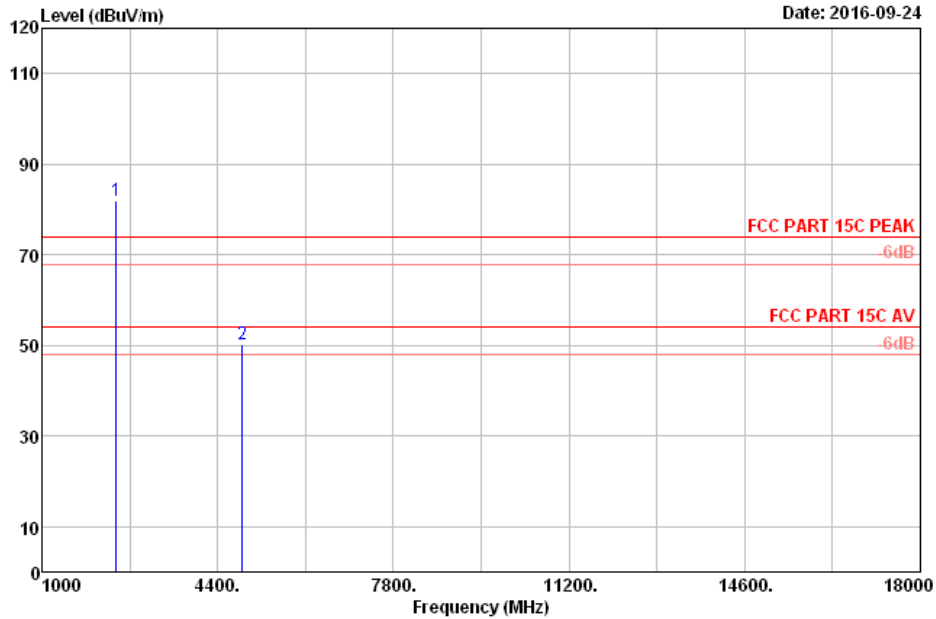
Data no. : 22
Ant. pol. : HORIZONTAL
Pre : 101.2kPa
Engineer : Lynn

No.	Freq. (MHz)	Ant. Factor (dB/m)	Cable Loss (dB)	Reading (dBuV)	AMP factor (dB)	Emission Level (dBuV/m)	Limits (dBuV/m)	Margin (dB)	Remark
1	2437.00	28.32	8.38	82.37	36.38	82.69	74.00	-8.69	Peak
2	4874.00	33.25	11.80	42.06	35.69	51.42	74.00	22.58	Peak

Remarks: 1. Emission Level= Antenna Factor + Cable Loss + Reading - Amp Factor
2. The emission levels that are 20dB below the official limit are not reported.



No.6 Ke Feng Road,Block 52,
ShenZhen Science & Industry Park
Nantou, ShenZhen, GuangDong, China
Tel:+86-755-26639495-7
Fax:+86-755-26632877
Postcode:518057



Site no. : 3m Chamber
Dis. / Ant. : 3m 2015 3115-4877
Limit : FCC PART 15C PEAK
Env. / Ins. : 22.6°C/51.2%
EUT : Smart Nursery Alert Sensor
Power rating : DC 3.0V via 'AAA'*2 batteries
Test Mode : IEEE802.11b 2437MHz Tx
M/N:MBP81SN

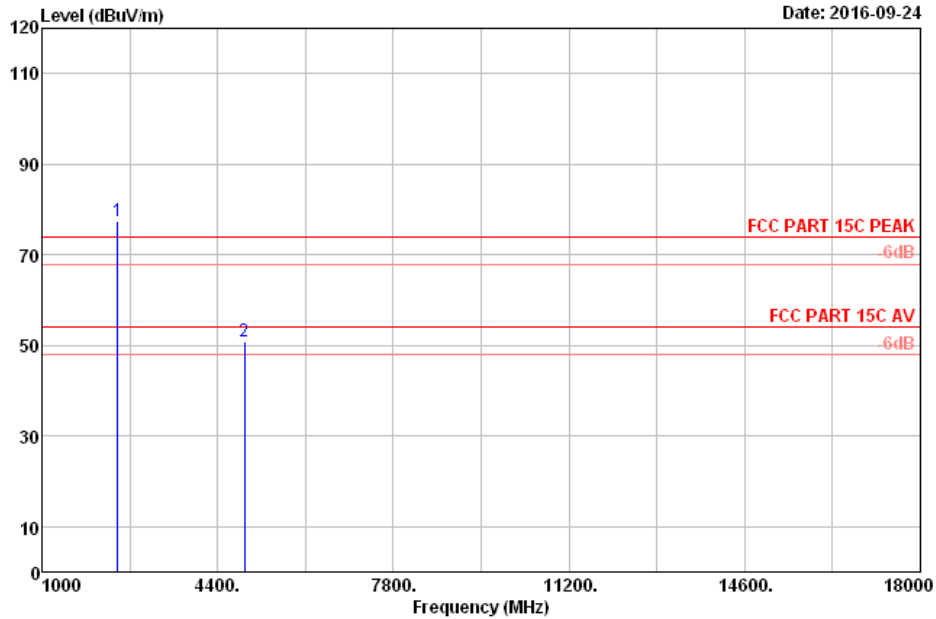
Data no. : 24
Ant. pol. : VERTICAL
Pre : 101.2kPa
Engineer : Lynn

No.	Freq. (MHz)	Ant. Factor (dB/m)	Cable Loss (dB)	Reading (dBuV)	AMP factor (dB)	Emission Level (dBuV/m)	Limits (dBuV/m)	Margin (dB)	Remark
1	2437.00	28.32	8.38	81.61	36.38	81.93	74.00	-7.93	Peak
2	4874.00	33.25	11.80	40.94	35.69	50.30	74.00	23.70	Peak

Remarks: 1. Emission Level= Antenna Factor + Cable Loss + Reading - Amp Factor
2. The emission levels that are 20dB below the official limit are not reported.



No.6 Ke Feng Road,Block 52,
ShenZhen Science & Industry Park
Nantou, ShenZhen, GuangDong, China
Tel:+86-755-26639495-7
Fax:+86-755-26632877
Postcode:518057



Date: 2016-09-24

Site no. : 3m Chamber
Dis. / Ant. : 3m 2015 3115-4877
Limit : FCC PART 15C PEAK
Env. / Ins. : 22.6°C/51.2%
EUT : Smart Nursery Alert Sensor
Power rating : DC 3.0V via 'AAA'*2 batteries
Test Mode : IEEE802.11b 2462MHz Tx
M/N:MBP81SN

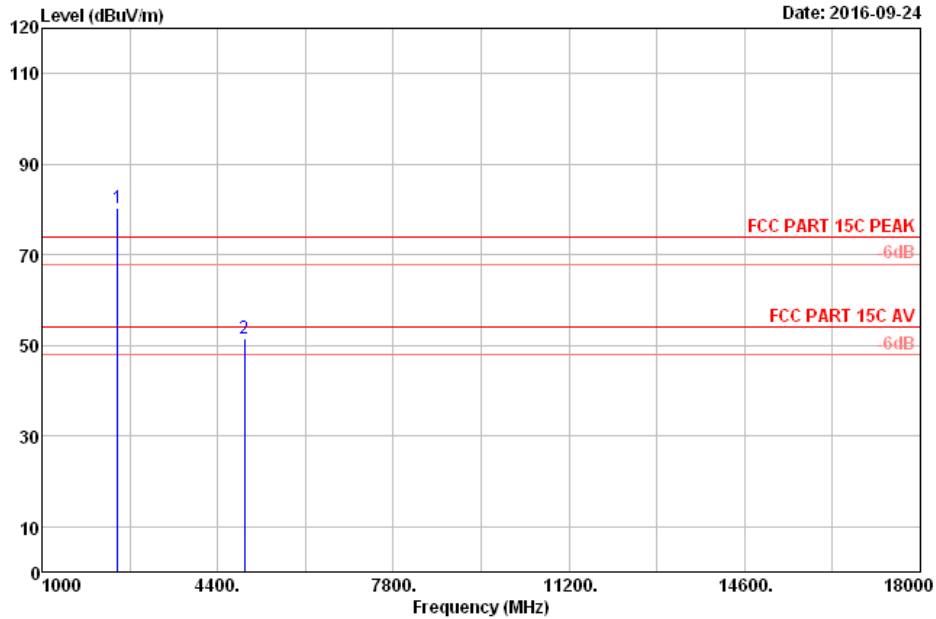
Data no. : 26
Ant. pol. : VERTICAL
Pre : 101.2kPa
Engineer : Lynn

No.	Freq. (MHz)	Ant. Factor (dB/m)	Cable Loss (dB)	Reading (dBuV)	AMP factor (dB)	Emission Level (dBuV/m)	Limits (dBuV/m)	Margin (dB)	Remark
1	2462.00	28.35	8.40	77.06	36.38	77.43	74.00	-3.43	Peak
2	4924.00	33.35	11.83	41.35	35.70	50.83	74.00	23.17	Peak

Remarks: 1. Emission Level= Antenna Factor + Cable Loss + Reading - Amp Factor
2. The emission levels that are 20dB below the official limit are not reported.



No.6 Ke Feng Road,Block 52,
ShenZhen Science & Industry Park
Nantou, ShenZhen, GuangDong, China
Tel:+86-755-26639495-7
Fax:+86-755-26632877
Postcode:518057



Date: 2016-09-24

Site no. : 3m Chamber
Dis. / Ant. : 3m 2015 3115-4877
Limit : FCC PART 15C PEAK
Env. / Ins. : 22.6°C/51.2%
EUT : Smart Nursery Alert Sensor
Power rating : DC 3.0V via 'AAA'*2 batteries
Test Mode : IEEE802.11b 2462MHz Tx
M/N:MBP81SN

Data no. : 28
Ant. pol. : HORIZONTAL
Pre : 101.2kPa
Engineer : Lynn

No.	Freq. (MHz)	Ant. Factor (dB/m)	Cable Loss (dB)	Reading (dBUV)	AMP factor (dB)	Emission Level (dBUV/m)	Limits (dBUV/m)	Margin (dB)	Remark
1	2462.00	28.35	8.40	79.83	36.38	80.20	74.00	-6.20	Peak
2	4924.00	33.35	11.83	41.90	35.70	51.38	74.00	22.62	Peak

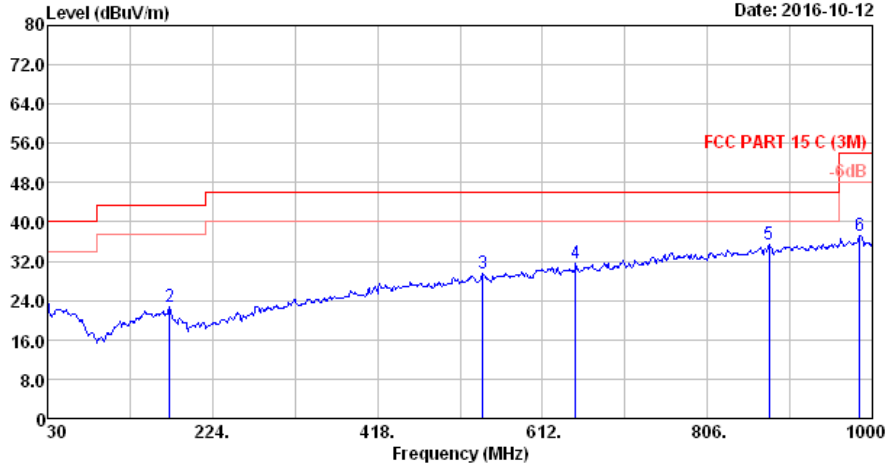
Remarks: 1. Emission Level= Antenna Factor + Cable Loss + Reading - Amp Factor
2. The emission levels that are 20dB below the official limit are not reported.

Wi-Fi 802.11 g mode, 54 Mbps
30MHz - 1GHz



No.6 Kefeng Road, Science & Technology Park
Nanshan District, Shenzhen, Guangdong, China
Tel:+86-755-26639495-7
Fax:+86-755-26632877
Postcode:518057

Data: 7 File: C:\Documents and Settings\Administrator\桌面\20160930-rf.EM6 (24) Date: 2016-10-12



Site no. : 10m Chamber Data no. : 7
Dis. / Ant. : 3m ANT 2016 9168 710 Ant. pol. : VERTICAL
Limit : FCC PART 15 C (3M)
Env. / Ins. : 23.6°C/58% Engineer : Lynn
EUT : Smart Nursery Alert Sensor
Power rating : DC 3.0V via 'AAA'*2 batteries
Test Mode : IEEE802.11g 2412MHz Tx Mode
M/N:MBP81SN

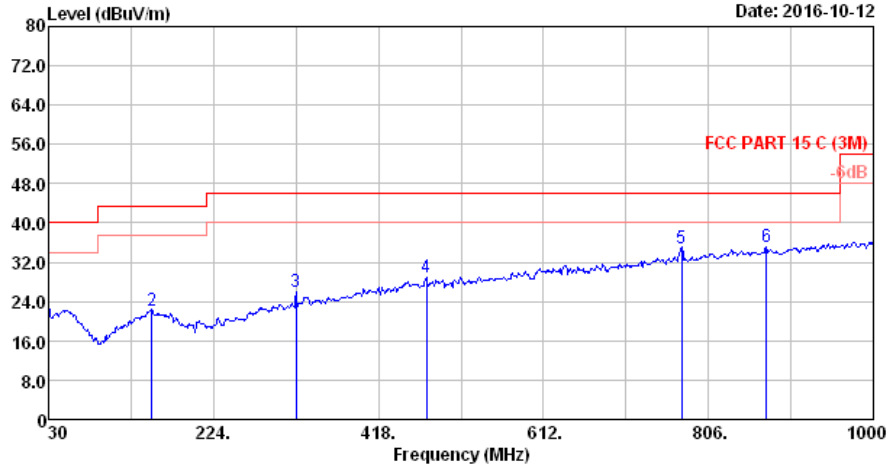
No.	Freq. (MHz)	Ant. Factor (dB/m)	Cable Loss (dB)	Reading (dBuV)	Emission Level (dBuV/m)	Limits (dBuV/m)	Margin (dB)	Remark
1	30.000	19.28	0.59	3.34	23.21	40.00	16.79	QP
2	173.560	19.37	1.04	2.44	22.85	43.50	20.65	QP
3	542.160	24.58	2.91	2.04	29.53	46.00	16.47	QP
4	650.800	26.44	3.33	1.76	31.53	46.00	14.47	QP
5	878.750	28.89	4.27	2.37	35.53	46.00	10.47	QP
6	985.450	30.13	4.55	2.60	37.28	54.00	16.72	QP

Remarks: 1. Emission Level= Antenna Factor + Cable Loss + Reading.
2. The emission levels that are 20dB below the official limit are not reported.



No.6 Kefeng Road, Science & Technology Park
Nanshan District, Shenzhen, Guangdong, China
Tel:+86-755-26639495-7
Fax:+86-755-26632877
Postcode:518057

Data: 8 File: C:\Documents and Settings\Administrator\桌面\20160930-rf.EM6 (24) Date: 2016-10-12



Site no. : 10m Chamber Data no. : 8
Dis. / Ant. : 3m ANT 2016 9168 710 Ant. pol. : HORIZONTAL
Limit : FCC PART 15 C (3M)
Env. / Ins. : 23.6°C/58% Engineer : Lynn
EUT : Smart Nursery Alert Sensor
Power rating : DC 3.0V via 'AAA'*2 batteries
Test Mode : IEEE802.11g 2412MHz Tx Mode
M/N:MBP81SN

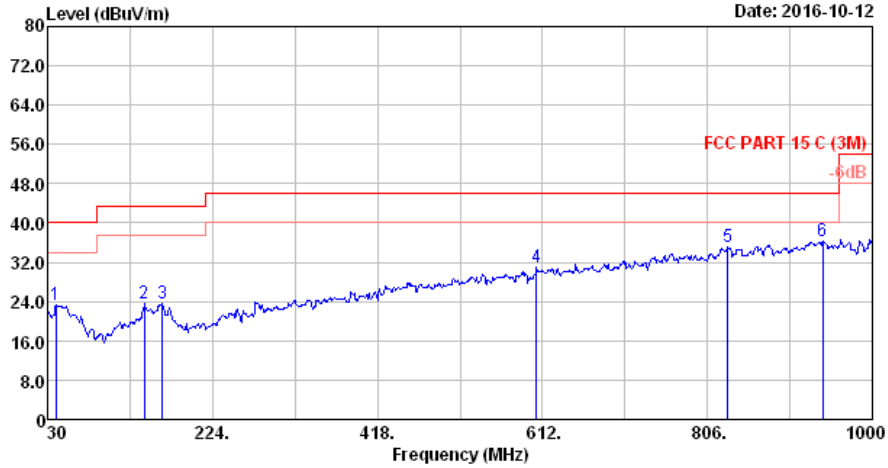
No.	Freq. (MHz)	Ant. Factor (dB/m)	Cable Loss (dB)	Reading (dBuV)	Emission Level (dBuV/m)	Limits (dBuV/m)	Margin (dB)	Remark
1	30.000	19.28	0.59	2.30	22.17	40.00	17.83	QP
2	151.250	19.68	1.07	1.42	22.17	43.50	21.33	QP
3	321.000	20.42	2.08	3.37	25.87	46.00	20.13	QP
4	474.260	23.63	2.67	2.57	28.87	46.00	17.13	QP
5	774.960	28.15	3.88	2.88	34.91	46.00	11.09	QP
6	873.900	28.82	4.25	2.08	35.15	46.00	10.85	QP

Remarks: 1. Emission Level= Antenna Factor + Cable Loss + Reading.
2. The emission levels that are 20dB below the official limit are not reported.



No.6 Kefeng Road, Science & Technology Park
Nanshan District, Shenzhen, Guangdong, China
Tel:+86-755-26639495-7
Fax:+86-755-26632877
Postcode:518057

Data: 9 File: C:\Documents and Settings\Administrator\桌面\20160930-rt.EM6 (24) Date: 2016-10-12



Site no. : 10m Chamber Data no. : 9
Dis. / Ant. : 3m ANT 2016 9168 710 Ant. pol. : VERTICAL
Limit : FCC PART 15 C (3M)
Env. / Ins. : 23.6°C/58% Engineer : Lynn
EUT : Smart Nursery Alert Sensor
Power rating : DC 3.0V via 'AAA'*2 batteries
Test Mode : IEEE802.11g 2437MHz Tx Mode
M/N:MBP81SN

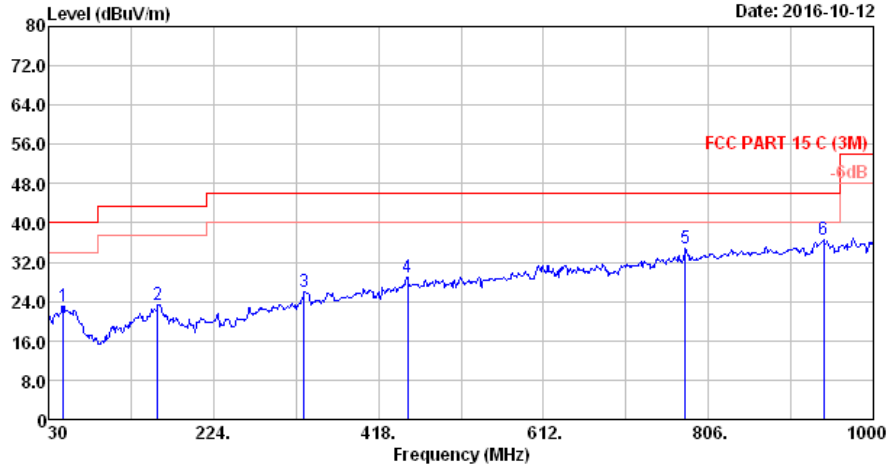
No.	Freq. (MHz)	Ant. Factor (dB/m)	Cable Loss (dB)	Reading (dBuV)	Emission Level (dBuV/m)	Limits (dBuV/m)	Margin (dB)	Remark
1	39.700	20.03	0.74	2.47	23.24	40.00	16.76	QP
2	143.490	19.48	1.32	2.79	23.59	43.50	19.91	QP
3	164.830	19.67	1.41	2.51	23.59	43.50	19.91	QP
4	605.210	26.12	3.23	1.62	30.97	46.00	15.03	QP
5	830.250	28.55	4.29	2.33	35.17	46.00	10.83	QP
6	941.800	29.90	4.69	1.86	36.45	46.00	9.55	QP

Remarks: 1. Emission Level= Antenna Factor + Cable Loss + Reading.
2. The emission levels that are 20dB below the official limit are not reported.



No.6 Kefeng Road, Science & Technology Park
Nanshan District, Shenzhen, Guangdong, China
Tel:+86-755-26639495-7
Fax:+86-755-26632877
Postcode:518057

Data: 10 File: C:\Documents and Settings\Administrator\桌面\20160930-rt.EM6 (24) Date: 2016-10-12



Site no. : 10m Chamber Data no. : 10
Dis. / Ant. : 3m ANT 2016 9168 710 Ant. pol. : HORIZONTAL
Limit : FCC PART 15 C (3M)
Env. / Ins. : 23.6°C/58% Engineer : Lynn
EUT : Smart Nursery Alert Sensor
Power rating : DC 3.0V via 'AAA'*2 batteries
Test Mode : IEEE802.11g 2437MHz Tx Mode
M/N:MBP81SN

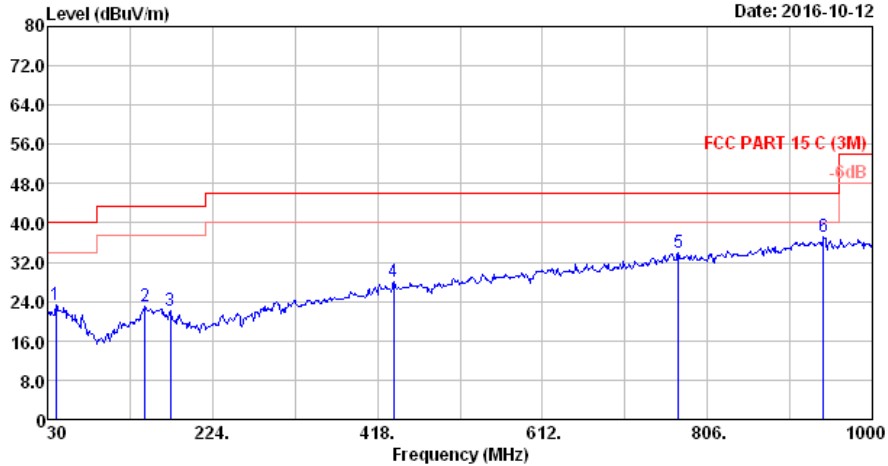
No.	Freq. (MHz)	Ant. Factor (dB/m)	Cable Loss (dB)	Reading (dBuV)	Emission Level (dBuV/m)	Limits (dBuV/m)	Margin (dB)	Remark
1	47.460	20.50	0.81	1.82	23.13	40.00	16.87	QP
2	158.040	19.73	1.38	2.35	23.46	43.50	20.04	QP
3	330.700	20.75	2.16	2.98	25.89	46.00	20.11	QP
4	451.950	23.37	2.64	2.92	28.93	46.00	17.07	QP
5	778.840	28.20	4.02	2.48	34.70	46.00	11.30	QP
6	941.800	29.90	4.69	1.97	36.56	46.00	9.44	QP

Remarks: 1. Emission Level= Antenna Factor + Cable Loss + Reading.
2. The emission levels that are 20dB below the official limit are not reported.



No.6 Kefeng Road, Science & Technology Park
Nanshan District, Shenzhen, Guangdong, China
Tel:+86-755-26639495-7
Fax:+86-755-26632877
Postcode:518057

Data: 11 File: C:\Documents and Settings\Administrator\桌面\20160930-rf.EM6 (24) Date: 2016-10-12



Site no. : 10m Chamber Data no. : 11
Dis. / Ant. : 3m ANT 2016 9168 710 Ant. pol. : VERTICAL
Limit : FCC PART 15 C (3M)
Env. / Ins. : 23.6°C/58% Engineer : Lynn
EUT : Smart Nursery Alert Sensor
Power rating : DC 3.0V via 'AAA'*2 batteries
Test Mode : IEEE802.11g 2462MHz Tx Mode
M/N:MBP81SN

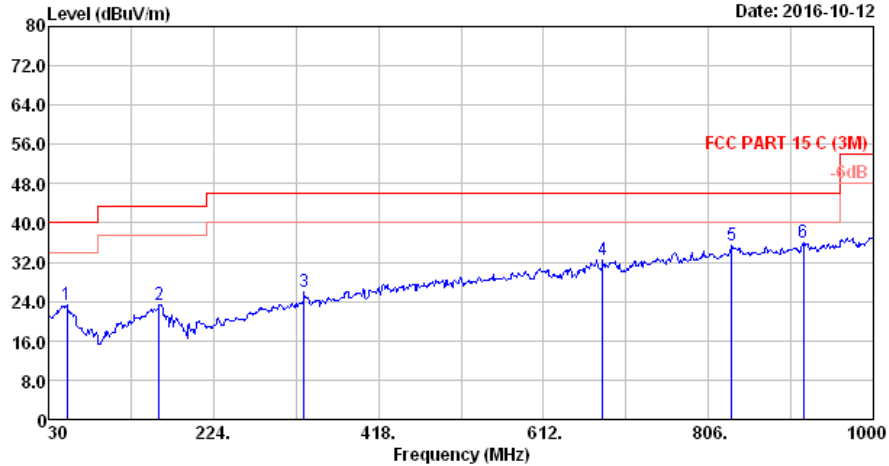
No.	Freq. (MHz)	Ant. Factor (dB/m)	Cable Loss (dB)	Reading (dBuV)	Emission Level (dBuV/m)	Limits (dBuV/m)	Margin (dB)	Remark
1	39.700	20.03	0.74	2.47	23.24	40.00	16.76	QP
2	144.460	19.51	1.32	2.09	22.92	43.50	20.58	QP
3	174.530	19.22	1.45	1.36	22.03	43.50	21.47	QP
4	437.400	23.02	2.59	2.36	27.97	46.00	18.03	QP
5	772.050	28.15	3.98	1.94	34.07	46.00	11.93	QP
6	942.770	29.89	4.69	2.58	37.16	46.00	8.84	QP

Remarks: 1. Emission Level= Antenna Factor + Cable Loss + Reading.
2. The emission levels that are 20dB below the official limit are not reported.



No.6 Kefeng Road, Science & Technology Park
Nanshan District, Shenzhen, Guangdong, China
Tel:+86-755-26639495-7
Fax:+86-755-26632877
Postcode:518057

Data: 12 File: C:\Documents and Settings\Administrator\桌面\20160930-rt.EM6 (24) Date: 2016-10-12



Site no. : 10m Chamber Data no. : 12
Dis. / Ant. : 3m ANT 2016 9168 710 Ant. pol. : HORIZONTAL
Limit : FCC PART 15 C (3M)
Env. / Ins. : 23.6°C/58% Engineer : Lynn
EUT : Smart Nursery Alert Sensor
Power rating : DC 3.0V via 'AAA'*2 batteries
Test Mode : IEEE802.11g 2462MHz Tx Mode
M/N:MBP81SN

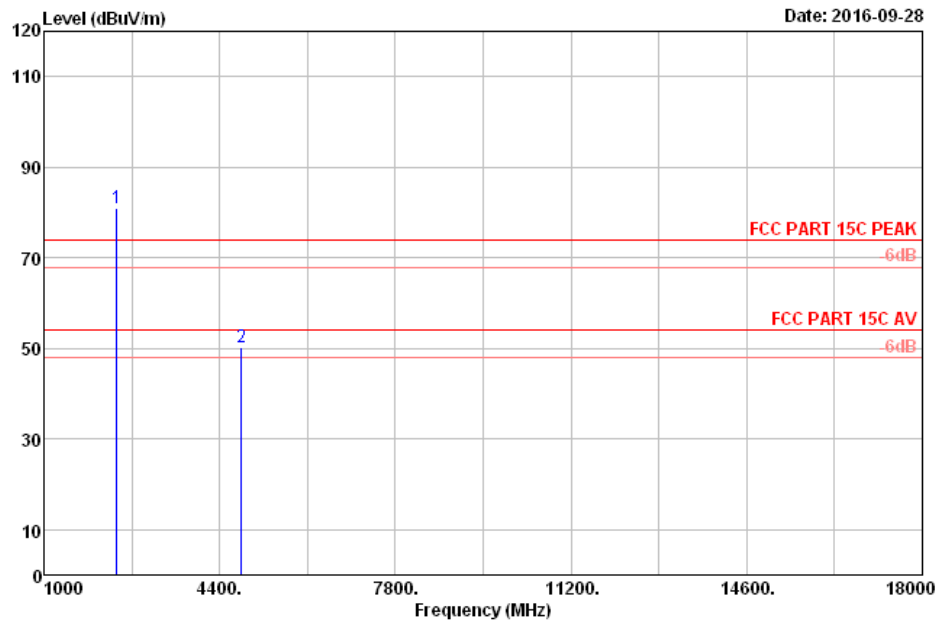
No.	Freq. (MHz)	Ant. Factor (dB/m)	Cable Loss (dB)	Reading (dBuV)	Emission Level (dBuV/m)	Limits (dBuV/m)	Margin (dB)	Remark
1	51.340	20.47	0.85	1.92	23.24	40.00	16.76	QP
2	159.980	19.74	1.39	2.22	23.35	43.50	20.15	QP
3	330.700	20.75	2.16	2.98	25.89	46.00	20.11	QP
4	681.840	26.73	3.56	2.30	32.59	46.00	13.41	QP
5	833.160	28.61	4.30	2.60	35.51	46.00	10.49	QP
6	917.550	29.64	4.64	1.66	35.94	46.00	10.06	QP

Remarks: 1. Emission Level= Antenna Factor + Cable Loss + Reading.
2. The emission levels that are 20dB below the official limit are not reported.

1GHz - 18GHz



No.6 Ke Feng Road,Block 52,
ShenZhen Science & Industry Park
Nantou, ShenZhen, GuangDong, China
Tel:+86-755-26639495-7
Fax:+86-755-26632877
Postcode:518057



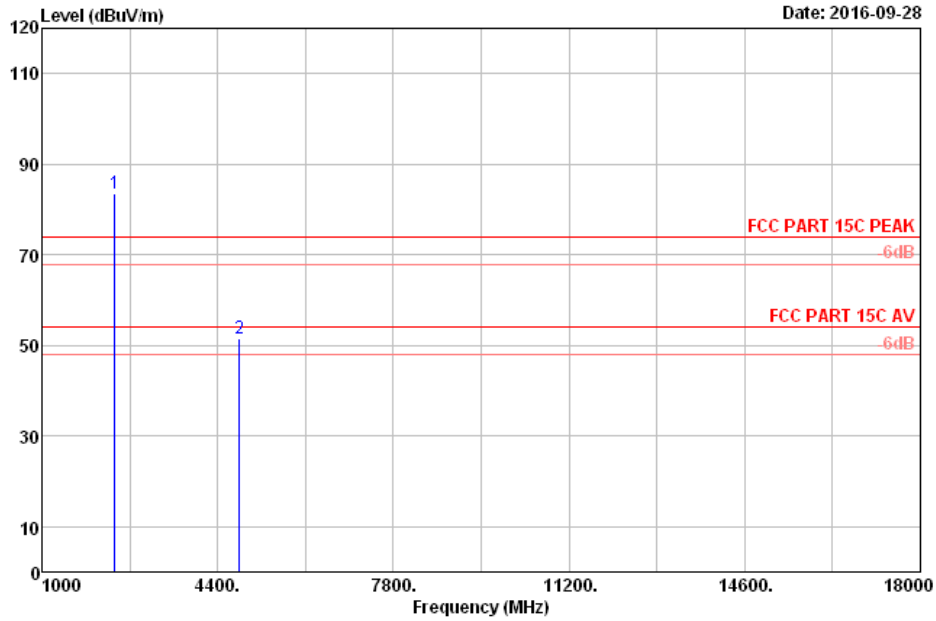
Site no. : 3m Chamber Data no. : 30
 Dis. / Ant. : 3m 2015 3115-4877 Ant. pol. : VERTICAL
 Limit : FCC PART 15C PEAK Pre : 101.2kPa
 Env. / Ins. : 22.6°C/51.2% Engineer : Lynn
 EUT : Smart Nursery Alert Sensor
 Power rating : DC 3.0V via 'AAA'*2 batteries
 Test Mode : IEEE802.11g 2412MHz Tx
 M/N:MBP81SN

No.	Freq. (MHz)	Ant. Factor (dB/m)	Cable Loss (dB)	Reading (dBuV)	AMP factor (dB)	Emission Level (dBuV/m)	Limits (dBuV/m)	Margin (dB)	Remark
1	2412.00	28.29	8.35	80.56	36.39	80.81	74.00	-6.81	Peak
2	4824.00	33.15	11.77	41.06	35.68	50.30	74.00	23.70	Peak

Remarks: 1. Emission Level= Antenna Factor + Cable Loss + Reading
 -Amp Factor
 2. The emission levels that are 20dB below the official
 limit are not reported.



No.6 Ke Feng Road,Block 52,
ShenZhen Science & Industry Park
Nantou, ShenZhen, GuangDong, China
Tel:+86-755-26639495-7
Fax:+86-755-26632877
Postcode:518057



Date: 2016-09-28

Site no. : 3m Chamber
Dis. / Ant. : 3m 2015 3115-4877
Limit : FCC PART 15C PEAK
Env. / Ins. : 22.6°C/51.2%
EUT : Smart Nursery Alert Sensor
Power rating : DC 3.0V via 'AAA'*2 batteries
Test Mode : IEEE802.11g 2412MHz Tx
M/N:MBP81SN

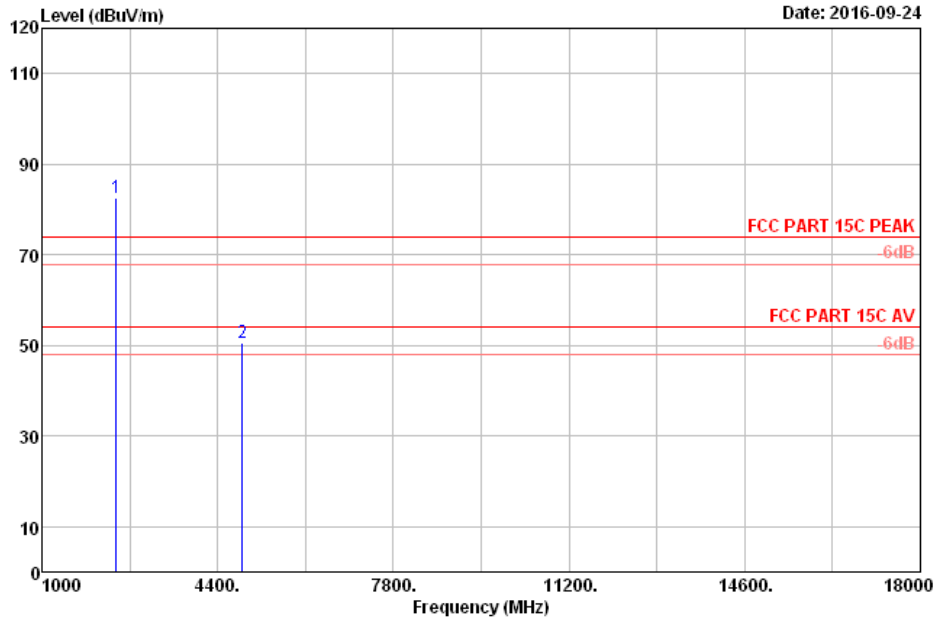
Data no. : 32
Ant. pol. : HORIZONTAL
Pre : 101.2kPa
Engineer : Lynn

No.	Freq. (MHz)	Ant. Factor (dB/m)	Cable Loss (dB)	Reading (dBuV)	AMP factor (dB)	Emission Level (dBuV/m)	Limits (dBuV/m)	Margin (dB)	Remark
1	2412.00	28.29	8.35	83.38	36.39	83.63	74.00	-9.63	Peak
2	4824.00	33.15	11.77	42.35	35.68	51.59	74.00	22.41	Peak

Remarks: 1. Emission Level= Antenna Factor + Cable Loss + Reading - Amp Factor
2. The emission levels that are 20dB below the official limit are not reported.



No.6 Ke Feng Road,Block 52,
ShenZhen Science & Industry Park
Nantou, ShenZhen, GuangDong, China
Tel:+86-755-26639495-7
Fax:+86-755-26632877
Postcode:518057



Date: 2016-09-24

Site no. : 3m Chamber
Dis. / Ant. : 3m 2015 3115-4877
Limit : FCC PART 15C PEAK
Env. / Ins. : 22.6°C/51.2%
EUT : Smart Nursery Alert Sensor
Power rating : DC 3.0V via 'AAA'*2 batteries
Test Mode : IEEE802.11g 2437MHz Tx
M/N:MBP81SN

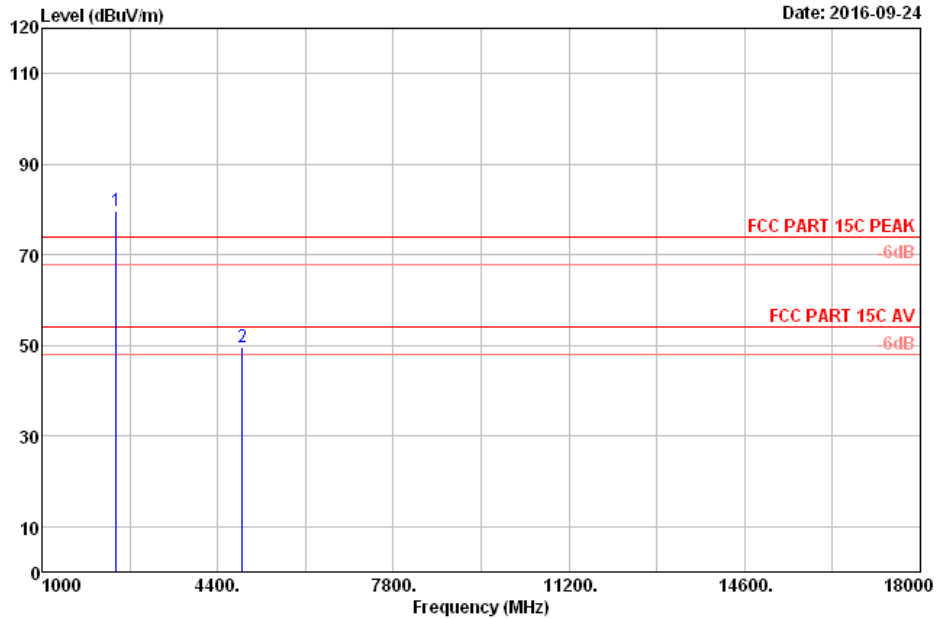
Data no. : 34
Ant. pol. : HORIZONTAL
Pre : 101.2kPa
Engineer : Lynn

No.	Freq. (MHz)	Ant. Factor (dB/m)	Cable Loss (dB)	Reading (dBUV)	AMP factor (dB)	Emission Level (dBUV/m)	Limits (dBUV/m)	Margin (dB)	Remark
1	2437.00	28.32	8.38	82.15	36.38	82.47	74.00	-8.47	Peak
2	4874.00	33.25	11.80	41.36	35.69	50.72	74.00	23.28	Peak

Remarks: 1. Emission Level= Antenna Factor + Cable Loss + Reading - Amp Factor
2. The emission levels that are 20dB below the official limit are not reported.



No.6 Ke Feng Road,Block 52,
ShenZhen Science & Industry Park
Nantou, ShenZhen, GuangDong, China
Tel:+86-755-26639495-7
Fax:+86-755-26632877
Postcode:518057



Site no. : 3m Chamber
Dis. / Ant. : 3m 2015 3115-4877
Limit : FCC PART 15C PEAK
Env. / Ins. : 22.6°C/51.2%
EUT : Smart Nursery Alert Sensor
Power rating : DC 3.0V via 'AAA'*2 batteries
Test Mode : IEEE802.11g 2437MHz Tx
M/N:MBP81SN

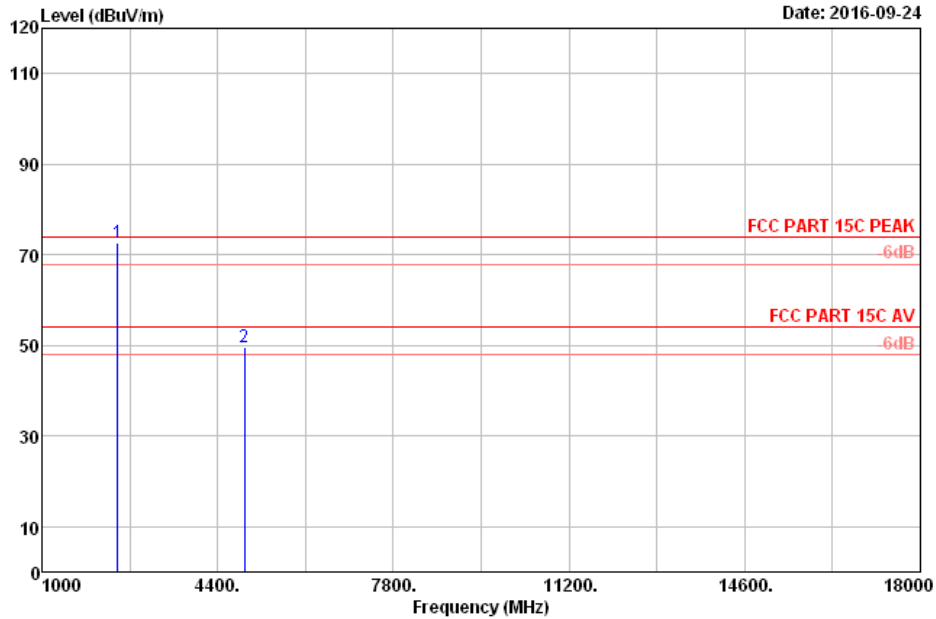
Data no. : 36
Ant. pol. : VERTICAL
Pre : 101.2kPa
Engineer : Lynn

No.	Freq. (MHz)	Ant. Factor (dB/m)	Cable Loss (dB)	Reading (dBuV)	AMP factor (dB)	Emission Level (dBuV/m)	Limits (dBuV/m)	Margin (dB)	Remark
1	2437.00	28.32	8.38	79.23	36.38	79.55	74.00	-5.55	Peak
2	4874.00	33.25	11.80	40.30	35.69	49.66	74.00	24.34	Peak

Remarks: 1. Emission Level= Antenna Factor + Cable Loss + Reading - Amp Factor
2. The emission levels that are 20dB below the official limit are not reported.



No.6 Ke Feng Road,Block 52,
ShenZhen Science & Industry Park
Nantou, ShenZhen, GuangDong, China
Tel:+86-755-26639495-7
Fax:+86-755-26632877
Postcode:518057



Site no. : 3m Chamber
Dis. / Ant. : 3m 2015 3115-4877
Limit : FCC PART 15C PEAK
Env. / Ins. : 22.6°C/51.2%
EUT : Smart Nursery Alert Sensor
Power rating : DC 3.0V via 'AAA'*2 batteries
Test Mode : IEEE802.11g 2462MHz Tx
M/N:MBP81SN

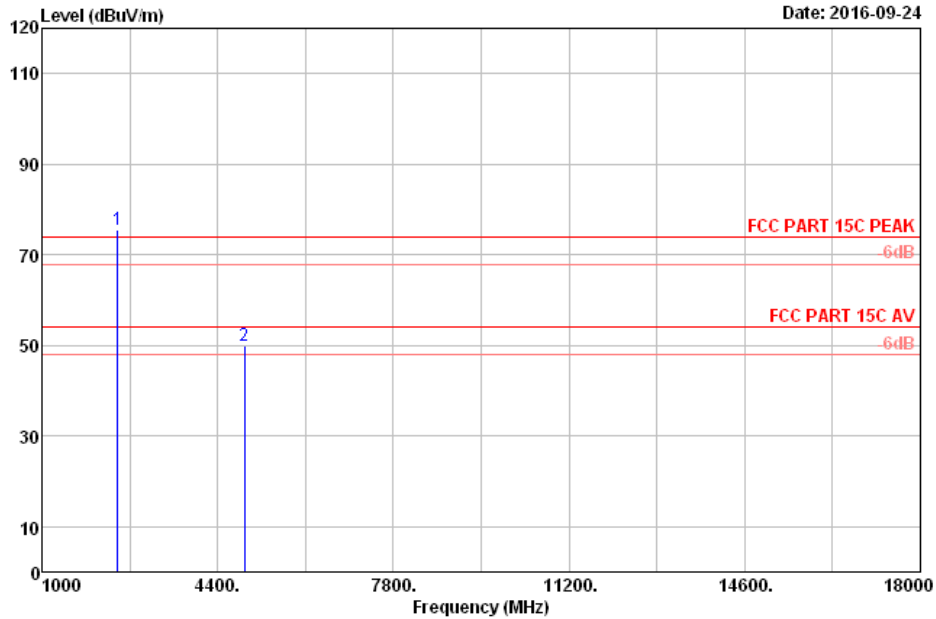
Data no. : 38
Ant. pol. : VERTICAL
Pre : 101.2kPa
Engineer : Lynn

No.	Freq. (MHz)	Ant. Factor (dB/m)	Cable Loss (dB)	Reading (dBuV)	AMP factor (dB)	Emission Level (dBuV/m)	Limits (dBuV/m)	Margin (dB)	Remark
1	2462.00	28.35	8.40	72.25	36.38	72.62	74.00	1.38	Peak
2	4924.00	33.35	11.83	40.01	35.70	49.49	74.00	24.51	Peak

Remarks: 1. Emission Level= Antenna Factor + Cable Loss + Reading - Amp Factor
2. The emission levels that are 20dB below the official limit are not reported.



No.6 Ke Feng Road,Block 52,
ShenZhen Science & Industry Park
Nantou, ShenZhen, GuangDong, China
Tel:+86-755-26639495-7
Fax:+86-755-26632877
Postcode:518057



Date: 2016-09-24

Site no. : 3m Chamber
Dis. / Ant. : 3m 2015 3115-4877
Limit : FCC PART 15C PEAK
Env. / Ins. : 22.6°C/51.2%
EUT : Smart Nursery Alert Sensor
Power rating : DC 3.0V via 'AAA'*2 batteries
Test Mode : IEEE802.11g 2462MHz Tx
M/N:MBP81SN

Data no. : 40
Ant. pol. : HORIZONTAL
Pre : 101.2kPa
Engineer : Lynn

No.	Freq. (MHz)	Ant. Factor (dB/m)	Cable Loss (dB)	Reading (dBuV)	AMP factor (dB)	Emission Level (dBuV/m)	Limits (dBuV/m)	Margin (dB)	Remark
1	2462.00	28.35	8.40	75.05	36.38	75.42	74.00	-1.42	Peak
2	4924.00	33.35	11.83	40.58	35.70	50.06	74.00	23.94	Peak

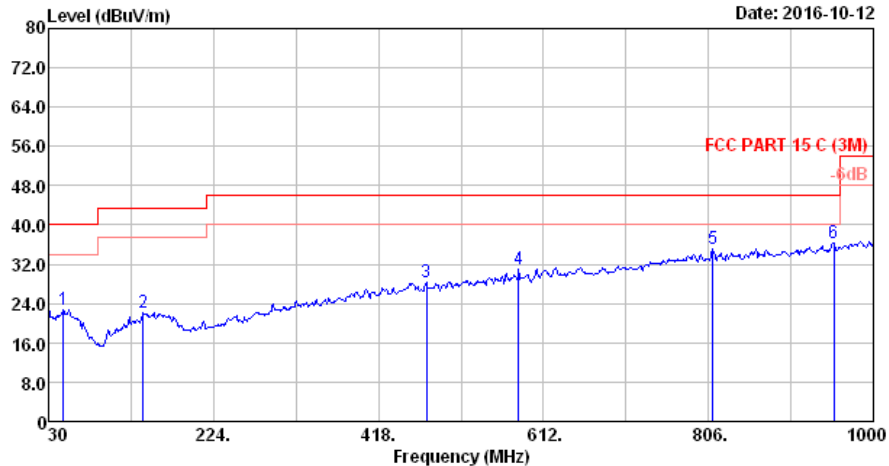
Remarks: 1. Emission Level= Antenna Factor + Cable Loss + Reading - Amp Factor
2. The emission levels that are 20dB below the official limit are not reported.

Wi-Fi 802.11 n(HT20) mode, MCS7 Mbps
30MHz - 1GHz



No.6 Kefeng Road, Science & Technology Park
Nanshan District, Shenzhen, Guangdong, China
Tel:+86-755-26639495-7
Fax:+86-755-26632877
Postcode:518057

Data: 13 File: C:\Documents and Settings\Administrator\桌面\20160930-rt.EM6 (24) Date: 2016-10-12



Site no. : 10m Chamber Data no. : 13
Dis. / Ant. : 3m ANT 2016 9168 710 Ant. pol. : HORIZONTAL
Limit : FCC PART 15 C (3M)
Env. / Ins. : 23.6°C/58% Engineer : Lynn
EUT : Smart Nursery Alert Sensor
Power rating : DC 3.0V via 'AAA'*2 batteries
Test Mode : IEEE802.11n HT20 2412MHz Tx Mode
M/N:MBP81SN

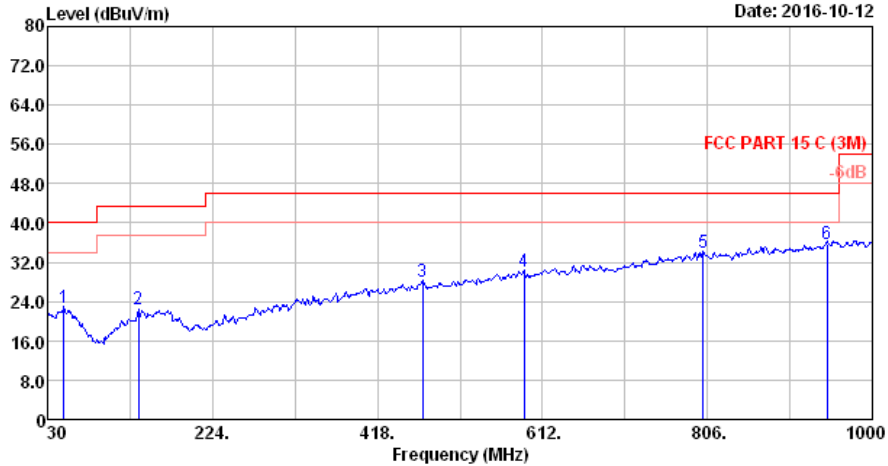
No.	Freq. (MHz)	Ant. Factor (dB/m)	Cable Loss (dB)	Reading (dBuV)	Emission Level (dBuV/m)	Limits (dBuV/m)	Margin (dB)	Remark
1	47.460	20.50	0.78	1.56	22.84	40.00	17.16	QP
2	141.550	19.43	1.08	1.52	22.03	43.50	21.47	QP
3	474.260	23.63	2.67	1.92	28.22	46.00	17.78	QP
4	582.900	25.47	3.06	2.32	30.85	46.00	15.15	QP
5	810.850	28.40	4.03	2.60	35.03	46.00	10.97	QP
6	953.440	29.98	4.47	1.95	36.40	46.00	9.60	QP

Remarks: 1. Emission Level= Antenna Factor + Cable Loss + Reading.
2. The emission levels that are 20dB below the official limit are not reported.



No.6 Kefeng Road, Science & Technology Park
Nanshan District, Shenzhen, Guangdong, China
Tel:+86-755-26639495-7
Fax:+86-755-26632877
Postcode:518057

Data: 14 File: C:\Documents and Settings\Administrator\桌面\20160930-rtf.EM6 (24) Date: 2016-10-12



Site no. : 10m Chamber Data no. : 14
Dis. / Ant. : 3m ANT 2016 9168 710 Ant. pol. : VERTICAL
Limit : FCC PART 15 C (3M)
Env. / Ins. : 23.6°C/58% Engineer : Lynn
EUT : Smart Nursery Alert Sensor
Power rating : DC 3.0V via 'AAA'*2 batteries
Test Mode : IEEE802.11n HT20 2412MHz Tx Mode
M/N:MBP81SN

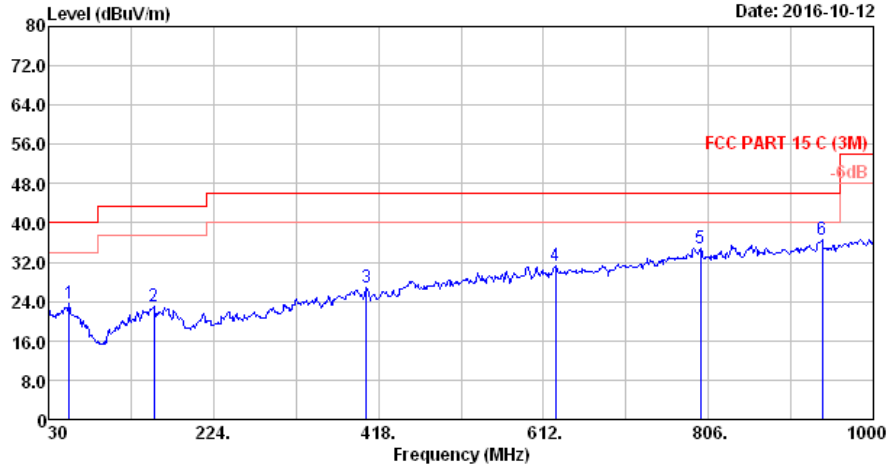
No.	Freq. (MHz)	Ant. Factor (dB/m)	Cable Loss (dB)	Reading (dBuV)	Emission Level (dBuV/m)	Limits (dBuV/m)	Margin (dB)	Remark
1	49.400	20.52	0.80	1.32	22.64	40.00	17.36	QP
2	136.700	18.99	1.09	2.23	22.31	43.50	21.19	QP
3	471.350	23.62	2.66	1.75	28.03	46.00	17.97	QP
4	590.660	25.69	3.09	1.26	30.04	46.00	15.96	QP
5	801.150	28.27	3.99	1.66	33.92	46.00	12.08	QP
6	946.650	29.92	4.46	1.27	35.65	46.00	10.35	QP

Remarks: 1. Emission Level= Antenna Factor + Cable Loss + Reading.
2. The emission levels that are 20dB below the official limit are not reported.



No.6 Kefeng Road, Science & Technology Park
Nanshan District, Shenzhen, Guangdong, China
Tel:+86-755-26639495-7
Fax:+86-755-26632877
Postcode:518057

Data: 15 File: C:\Documents and Settings\Administrator\桌面\20160930-rtf.EM6 (24) Date: 2016-10-12



Site no. : 10m Chamber Data no. : 15
 Dis. / Ant. : 3m ANT 2016 9168 710 Ant. pol. : HORIZONTAL
 Limit : FCC PART 15 C (3M)
 Env. / Ins. : 23.6°C/58% Engineer : Lynn
 EUT : Smart Nursery Alert Sensor
 Power rating : DC 3.0V via 'AAA'*2 batteries
 Test Mode : IEEE802.11n HT20 2437MHz Tx Mode
 M/N:MBP81SN

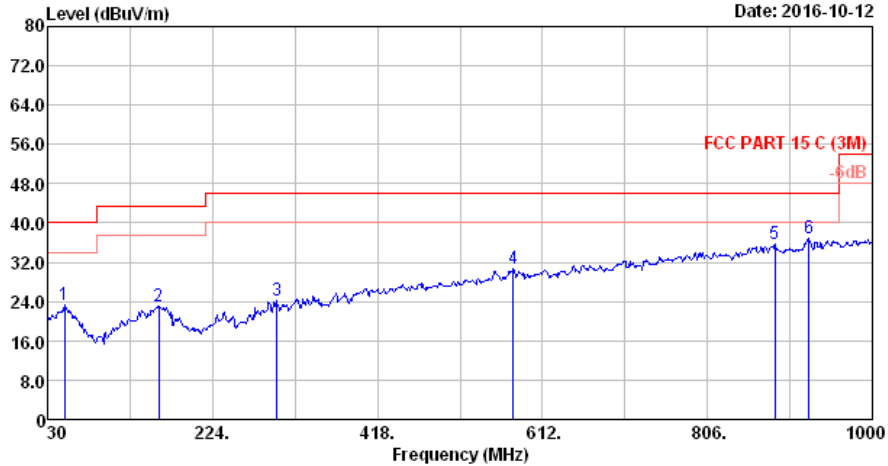
No.	Freq. (MHz)	Ant. Factor (dB/m)	Cable Loss (dB)	Reading (dBuV)	Emission Level (dBuV/m)	Limits (dBuV/m)	Margin (dB)	Remark
1	54.250	20.31	0.86	2.45	23.62	40.00	16.38	QP
2	154.160	19.71	1.37	1.94	23.02	43.50	20.48	QP
3	403.450	22.16	2.46	2.28	26.90	46.00	19.10	QP
4	626.550	26.28	3.33	1.70	31.31	46.00	14.69	QP
5	796.300	28.23	4.11	2.56	34.90	46.00	11.10	QP
6	939.860	29.88	4.69	2.05	36.62	46.00	9.38	QP

Remarks: 1. Emission Level= Antenna Factor + Cable Loss + Reading.
 2. The emission levels that are 20dB below the official limit are not reported.



No.6 Kefeng Road, Science & Technology Park
Nanshan District, Shenzhen, Guangdong, China
Tel:+86-755-26639495-7
Fax:+86-755-26632877
Postcode:518057

Data: 16 File: C:\Documents and Settings\Administrator\桌面\20160930-rtf.EM6 (24) Date: 2016-10-12



Site no. : 10m Chamber Data no. : 16
Dis. / Ant. : 3m ANT 2016 9168 710 Ant. pol. : VERTICAL
Limit : FCC PART 15 C (3M)
Env. / Ins. : 23.6°C/58% Engineer : Lynn
EUT : Smart Nursery Alert Sensor
Power rating : DC 3.0V via 'AAA'*2 batteries
Test Mode : IEEE802.11n HT20 2437MHz Tx Mode
M/N:MBP81SN

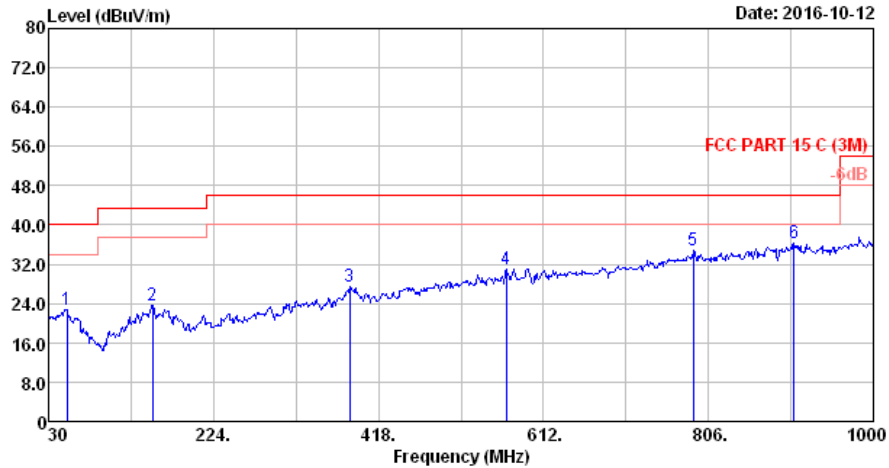
No.	Freq. (MHz)	Ant. Factor (dB/m)	Cable Loss (dB)	Reading (dBuV)	Emission Level (dBuV/m)	Limits (dBuV/m)	Margin (dB)	Remark
1	50.370	20.49	0.84	1.91	23.24	40.00	16.76	QP
2	160.950	19.74	1.39	1.97	23.10	43.50	20.40	QP
3	299.660	19.81	2.03	2.42	24.26	46.00	21.74	QP
4	578.050	25.40	3.11	2.14	30.65	46.00	15.35	QP
5	885.540	29.07	4.54	2.08	35.69	46.00	10.31	QP
6	925.310	29.70	4.66	2.44	36.80	46.00	9.20	QP

Remarks: 1. Emission Level= Antenna Factor + Cable Loss + Reading.
2. The emission levels that are 20dB below the official limit are not reported.



No.6 Kefeng Road, Science & Technology Park
Nanshan District, Shenzhen, Guangdong, China
Tel:+86-755-26639495-7
Fax:+86-755-26632877
Postcode:518057

Data: 17 File: C:\Documents and Settings\Administrator\桌面\20160930-rf.EM6 (24)



Site no. : 10m Chamber Data no. : 17
Dis. / Ant. : 3m ANT 2016 9168 710 Ant. pol. : HORIZONTAL
Limit : FCC PART 15 C (3M)
Env. / Ins. : 23.6°C/58% Engineer : Lynn
EUT : Smart Nursery Alert Sensor
Power rating : DC 3.0V via 'AAA'*2 batteries
Test Mode : IEEE802.11n HT20 2462MHz Tx Mode
M/N:MBP81SN

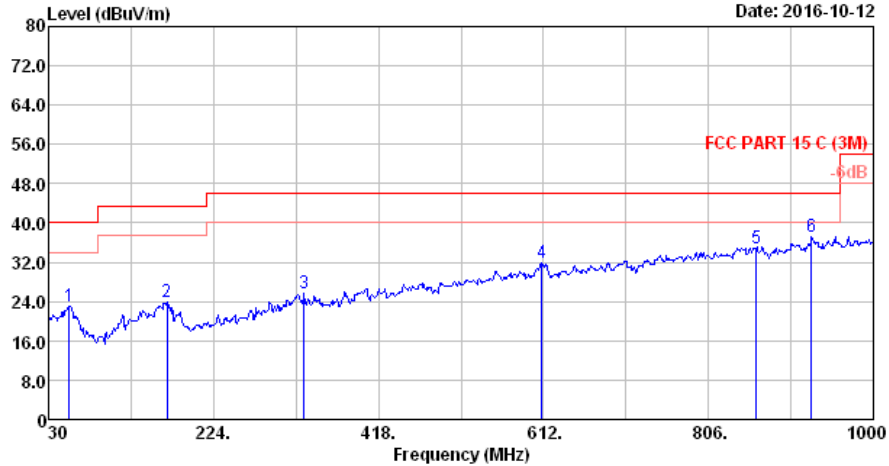
No.	Freq. (MHz)	Ant. Factor (dB/m)	Cable Loss (dB)	Reading (dBuV)	Emission Level (dBuV/m)	Limits (dBuV/m)	Margin (dB)	Remark
1	51.340	20.47	0.85	1.49	22.81	40.00	17.19	QP
2	152.220	19.69	1.36	2.62	23.67	43.50	19.83	QP
3	384.050	21.84	2.38	3.15	27.37	46.00	18.63	QP
4	568.350	25.12	3.06	2.82	31.00	46.00	15.00	QP
5	788.540	28.24	4.07	2.56	34.87	46.00	11.13	QP
6	906.880	29.37	4.62	2.33	36.32	46.00	9.68	QP

Remarks: 1. Emission Level= Antenna Factor + Cable Loss + Reading.
2. The emission levels that are 20dB below the official limit are not reported.



No.6 Kefeng Road, Science & Technology Park
Nanshan District, Shenzhen, Guangdong, China
Tel:+86-755-26639495-7
Fax:+86-755-26632877
Postcode:518057

Data: 18 File: C:\Documents and Settings\Administrator\桌面\20160930-rtf.EM6 (24) Date: 2016-10-12



Site no. : 10m Chamber Data no. : 18
Dis. / Ant. : 3m ANT 2016 9168 710 Ant. pol. : VERTICAL
Limit : FCC PART 15 C (3M)
Env. / Ins. : 23.6°C/58% Engineer : Lynn
EUT : Smart Nursery Alert Sensor
Power rating : DC 3.0V via 'AAA'*2 batteries
Test Mode : IEEE802.11n HT20 2462MHz Tx Mode
M/N:MBP81SN

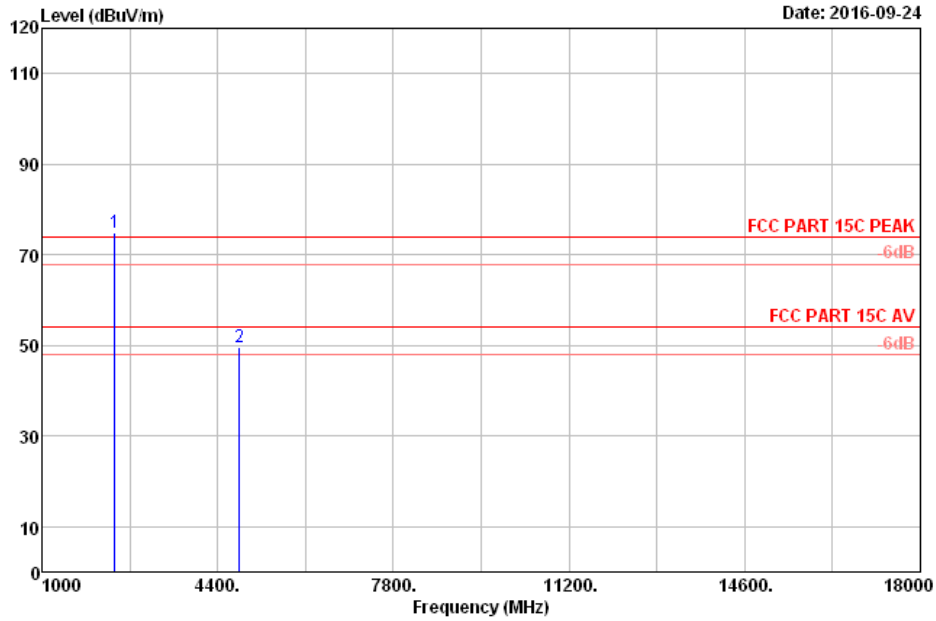
No.	Freq. (MHz)	Ant. Factor (dB/m)	Cable Loss (dB)	Reading (dBuV)	Emission Level (dBuV/m)	Limits (dBuV/m)	Margin (dB)	Remark
1	54.250	20.31	0.86	1.89	23.06	40.00	16.94	QP
2	169.680	19.47	1.43	2.89	23.79	43.50	19.71	QP
3	330.700	20.75	2.16	2.71	25.62	46.00	20.38	QP
4	610.060	26.22	3.25	2.44	31.91	46.00	14.09	QP
5	862.260	28.83	4.44	1.66	34.93	46.00	11.07	QP
6	927.250	29.71	4.66	2.69	37.06	46.00	8.94	QP

Remarks: 1. Emission Level= Antenna Factor + Cable Loss + Reading.
2. The emission levels that are 20dB below the official limit are not reported.

1GHz - 18GHz



No.6 Ke Feng Road,Block 52,
ShenZhen Science & Industry Park
Nantou, ShenZhen, GuangDong, China
Tel:+86-755-26639495-7
Fax:+86-755-26632877
Postcode:518057



Site no. : 3m Chamber
Dis. / Ant. : 3m 2015 3115-4877
Limit : FCC PART 15C PEAK
Env. / Ins. : 22.6°C/51.2%
EUT : Smart Nursery Alert Sensor
Power rating : DC 3.0V via 'AAA'*2 batteries
Test Mode : IEEE802.11nHT20 2412MHz Tx
M/N:MBP81SN

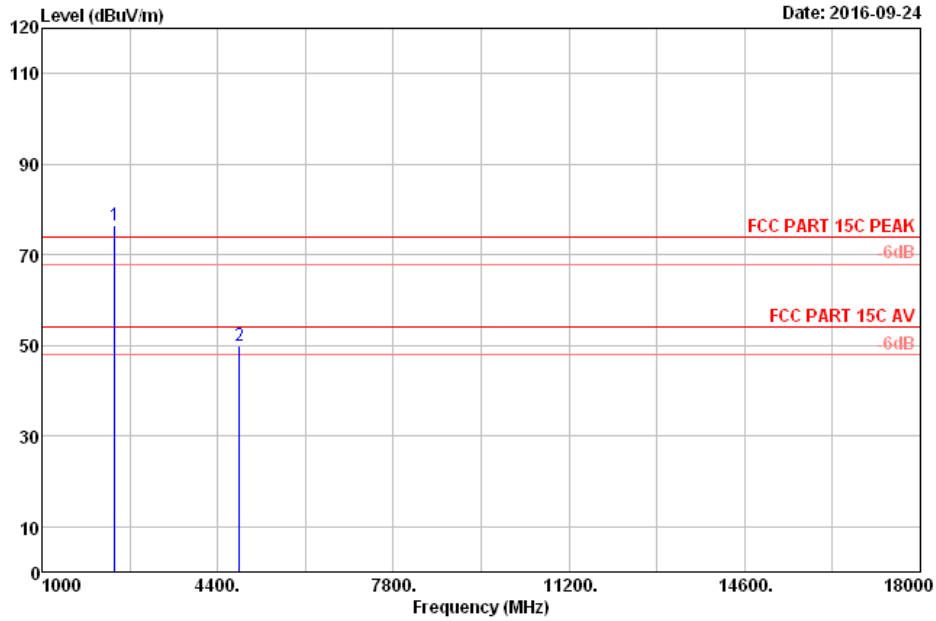
Data no. : 42
Ant. pol. : VERTICAL
Pre : 101.2kPa
Engineer : Lynn

No.	Freq. (MHz)	Ant. Factor (dB/m)	Cable Loss (dB)	Reading (dBuV)	AMP factor (dB)	Emission Level (dBuV/m)	Limits (dBuV/m)	Margin (dB)	Remark
1	2412.00	28.29	8.35	74.69	36.39	74.94	74.00	-0.94	Peak
2	4824.00	33.15	11.77	40.26	35.68	49.50	49.50	24.50	Peak

Remarks: 1. Emission Level= Antenna Factor + Cable Loss + Reading - Amp Factor
2. The emission levels that are 20dB below the official limit are not reported.



No.6 Ke Feng Road,Block 52,
ShenZhen Science & Industry Park
Nantou, ShenZhen, GuangDong, China
Tel:+86-755-26639495-7
Fax:+86-755-26632877
Postcode:518057



Date: 2016-09-24

Site no. : 3m Chamber
Dis. / Ant. : 3m 2015 3115-4877
Limit : FCC PART 15C PEAK
Env. / Ins. : 22.6°C/51.2%
EUT : Smart Nursery Alert Sensor
Power rating : DC 3.0V via 'AAA'*2 batteries
Test Mode : IEEE802.11nHT20 2412MHz Tx
M/N:MBP81SN

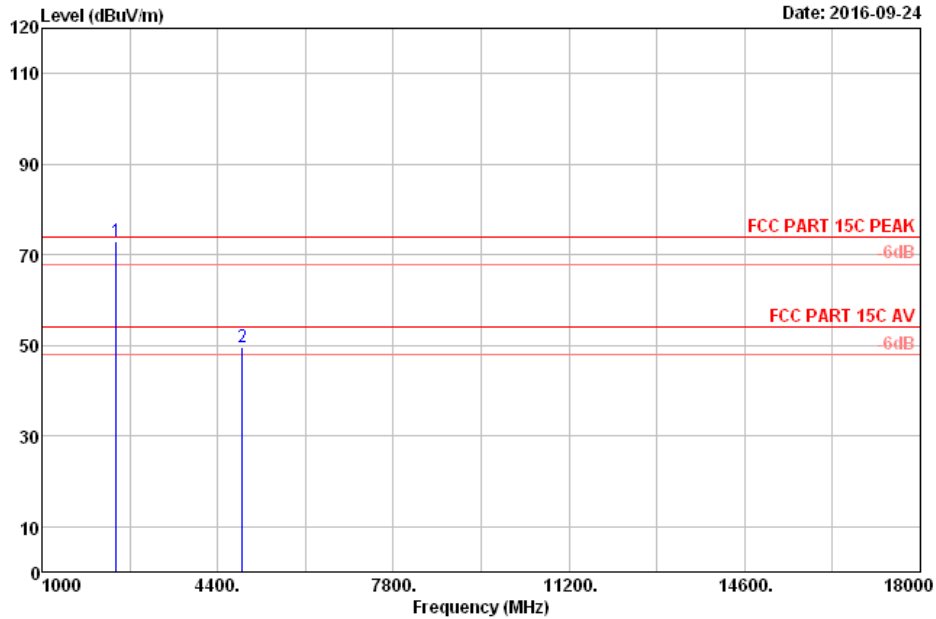
Data no. : 44
Ant. pol. : HORIZONTAL
Pre : 101.2kPa
Engineer : Lynn

No.	Freq. (MHz)	Ant. Factor (dB/m)	Cable Loss (dB)	Reading (dBuV)	AMP factor (dB)	Emission Level (dBuV/m)	Limits (dBuV/m)	Margin (dB)	Remark
1	2412.00	28.29	8.35	76.36	36.39	76.61	74.00	-2.61	Peak
2	4824.00	33.15	11.77	40.79	35.88	50.03	74.00	23.97	Peak

Remarks: 1. Emission Level= Antenna Factor + Cable Loss + Reading - Amp Factor
2. The emission levels that are 20dB below the official limit are not reported.



No.6 Ke Feng Road,Block 52,
ShenZhen Science & Industry Park
Nantou, ShenZhen, GuangDong, China
Tel:+86-755-26639495-7
Fax:+86-755-26632877
Postcode:518057



Site no. : 3m Chamber
Dis. / Ant. : 3m 2015 3115-4877
Limit : FCC PART 15C PEAK
Env. / Ins. : 22.6°C/51.2%
EUT : Smart Nursery Alert Sensor
Power rating : DC 3.0V via 'AAA'*2 batteries
Test Mode : IEEE802.11nHT20 2437MHz Tx
M/N:MBP81SN

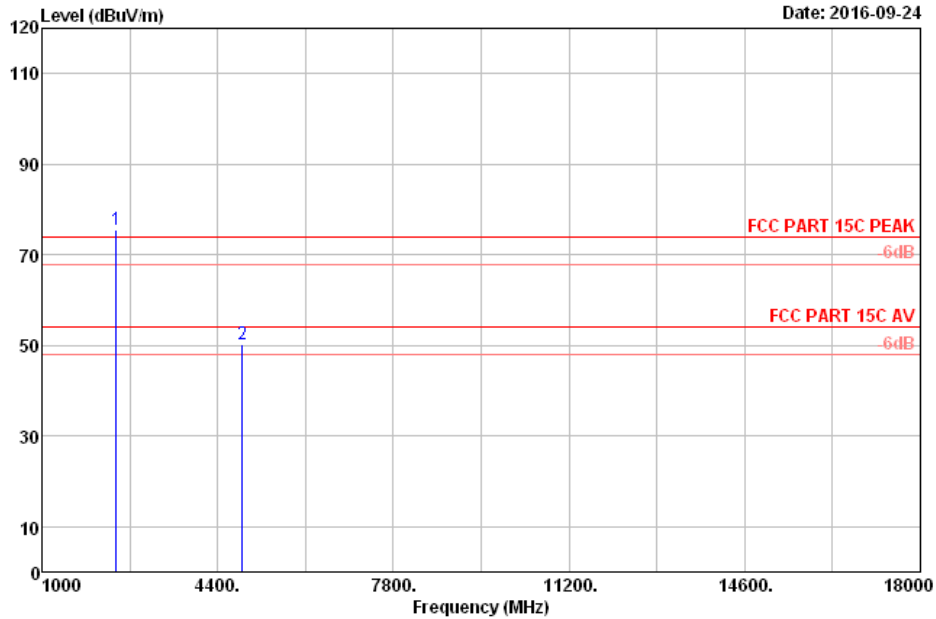
Data no. : 46
Ant. pol. : VERTICAL
Pre : 101.2kPa
Engineer : Lynn

No.	Freq. (MHz)	Ant. Factor (dB/m)	Cable Loss (dB)	Reading (dBuV)	AMP factor (dB)	Emission Level (dBuV/m)	Limits (dBuV/m)	Margin (dB)	Remark
1	2437.00	28.32	8.38	72.53	36.38	72.85	74.00	1.15	Peak
2	4874.00	33.25	11.80	40.20	35.69	49.56	74.00	24.44	Peak

Remarks: 1. Emission Level= Antenna Factor + Cable Loss + Reading - Amp Factor
2. The emission levels that are 20dB below the official limit are not reported.



No.6 Ke Feng Road,Block 52,
ShenZhen Science & Industry Park
Nantou, ShenZhen, GuangDong, China
Tel:+86-755-26639495-7
Fax:+86-755-26632877
Postcode:518057



Site no. : 3m Chamber
Dis. / Ant. : 3m 2015 3115-4877
Limit : FCC PART 15C PEAK
Env. / Ins. : 22.6°C/51.2%
EUT : Smart Nursery Alert Sensor
Power rating : DC 3.0V via 'AAA'*2 batteries
Test Mode : IEEE802.11nHT20 2437MHz Tx
M/N:MBP81SN

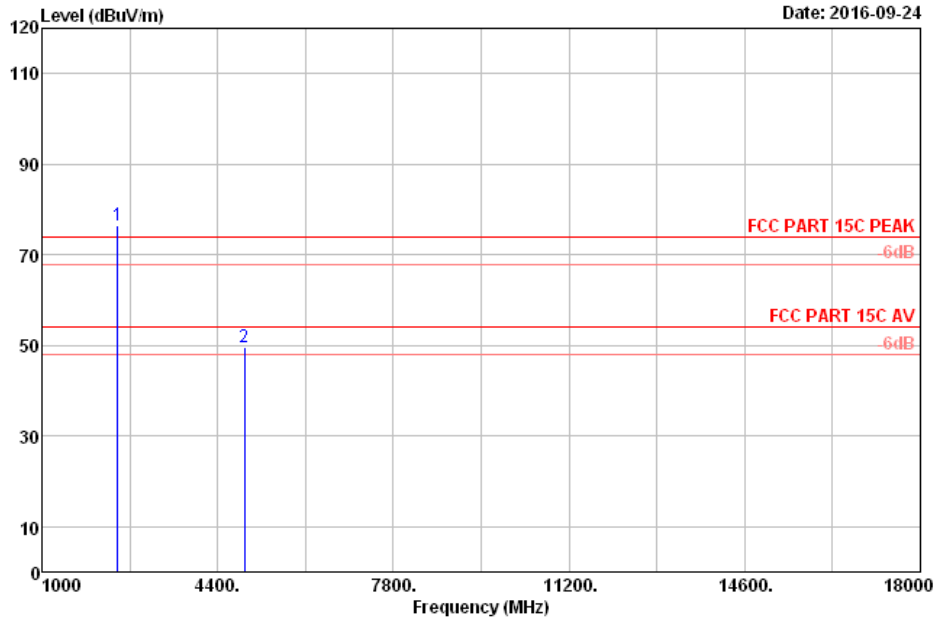
Data no. : 48
Ant. pol. : HORIZONTAL
Pre : 101.2kPa
Engineer : Lynn

No.	Freq. (MHz)	Ant. Factor (dB/m)	Cable Loss (dB)	Reading (dBUV)	AMP factor (dB)	Emission Level (dBUV/m)	Limits (dBUV/m)	Margin (dB)	Remark
1	2437.00	28.32	8.38	75.10	36.38	75.42	74.00	-1.42	Peak
2	4874.00	33.25	11.80	40.88	35.69	50.24	74.00	23.76	Peak

Remarks: 1. Emission Level= Antenna Factor + Cable Loss + Reading - Amp Factor
2. The emission levels that are 20dB below the official limit are not reported.



No.6 Ke Feng Road,Block 52,
ShenZhen Science & Industry Park
Nantou, ShenZhen, GuangDong, China
Tel:+86-755-26639495-7
Fax:+86-755-26632877
Postcode:518057



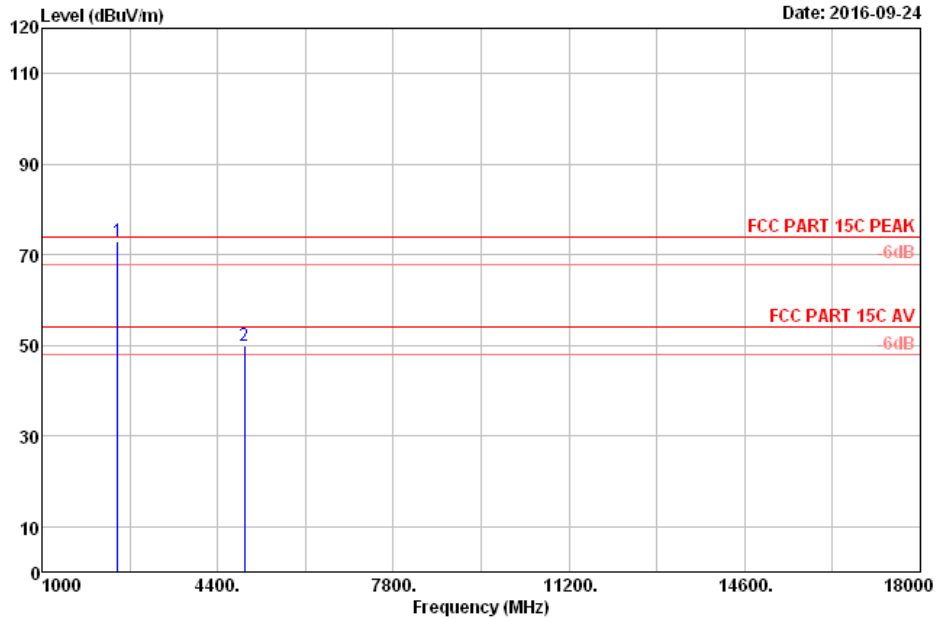
Site no.	: 3m Chamber	Data no.	: 50
Dis. / Ant.	: 3m 2015 3115-4877	Ant. pol.	: HORIZONTAL
Limit	: FCC PART 15C PEAK	Pre	: 101.2kPa
Env. / Ins.	: 22.6°C/51.2%	Engineer	: Lynn
EUT	: Smart Nursery Alert Sensor		
Power rating	: DC 3.0V via 'AAA'*2 batteries		
Test Mode	: IEEE802.11nHT20 2462MHz Tx		
	M/N:MBP81SN		

No.	Freq. (MHz)	Ant. Factor (dB/m)	Cable Loss (dB)	Reading (dBuV)	AMP factor (dB)	Emission Level (dBuV/m)	Limits (dBuV/m)	Margin (dB)	Remark
1	2462.00	28.35	8.40	76.26	36.38	76.63	74.00	-2.63	Peak
2	4924.00	33.35	11.83	40.28	35.70	49.76	49.76	24.24	Peak

Remarks: 1. Emission Level= Antenna Factor + Cable Loss + Reading - Amp Factor
2. The emission levels that are 20dB below the official limit are not reported.



No.6 Ke Feng Road,Block 52,
ShenZhen Science & Industry Park
Nantou, ShenZhen, GuangDong, China
Tel:+86-755-26639495-7
Fax:+86-755-26632877
Postcode:518057



Date: 2016-09-24

Site no. : 3m Chamber
Dis. / Ant. : 3m 2015 3115-4877
Limit : FCC PART 15C PEAK
Env. / Ins. : 22.6°C/51.2%
EUT : Smart Nursery Alert Sensor
Power rating : DC 3.0V via 'AAA'*2 batteries
Test Mode : IEEE802.11nHT20 2462MHz Tx
M/N:MBP81SN

Data no. : 52
Ant. pol. : VERTICAL
Pre : 101.2kPa
Engineer : Lynn

No.	Freq. (MHz)	Ant. Factor (dB/m)	Cable Loss (dB)	Reading (dBuV)	AMP factor (dB)	Emission Level (dBuV/m)	Limits (dBuV/m)	Margin (dB)	Remark
1	2462.00	28.35	8.40	72.68	36.38	73.05	74.00	0.95	Peak
2	4924.00	33.35	11.83	40.36	35.70	49.84	74.00	24.16	Peak

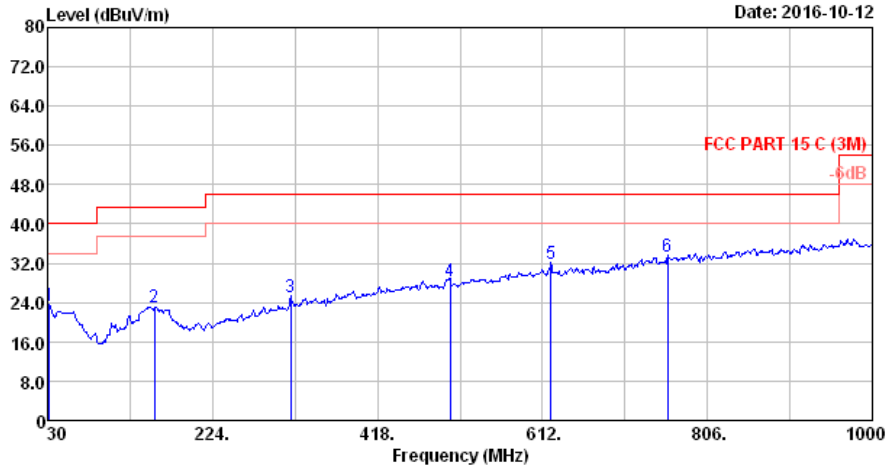
Remarks: 1. Emission Level= Antenna Factor + Cable Loss + Reading - Amp Factor
2. The emission levels that are 20dB below the official limit are not reported.

Wi-Fi 802.11 n(HT40) mode, MCS7 Mbps
30MHz - 1GHz



No.6 Kefeng Road, Science & Technology Park
Nanshan District, Shenzhen, Guangdong, China
Tel:+86-755-26639495-7
Fax:+86-755-26632877
Postcode:518057

Data: 19 File: C:\Documents and Settings\Administrator\桌面\20160930-rf.EM6 (24) Date: 2016-10-12



Site no. : 10m Chamber Data no. : 19
Dis. / Ant. : 3m ANT 2016 9168 710 Ant. pol. : VERTICAL
Limit : FCC PART 15 C (3M)
Env. / Ins. : 23.6°C/58% Engineer : Lynn
EUT : Smart Nursery Alert Sensor
Power rating : DC 3.0V via 'AAA'*2 batteries
Test Mode : IEEE802.11n HT40 2422MHzTx Mode
M/N:MBP81SN

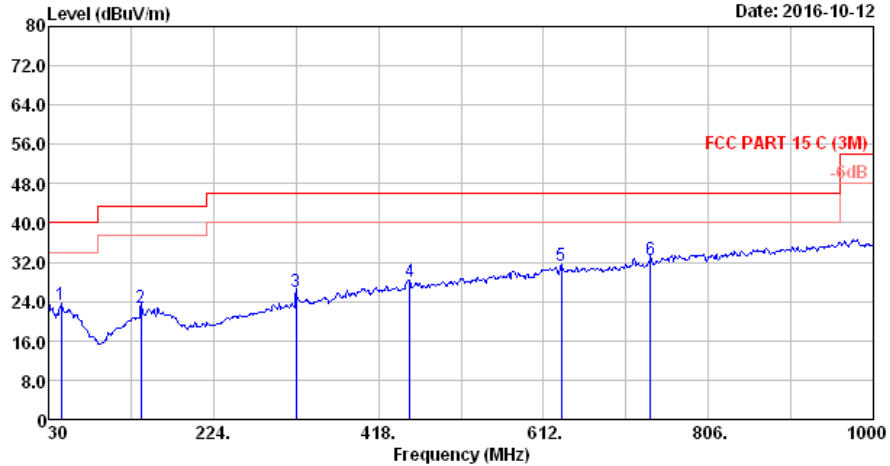
No.	Freq. (MHz)	Ant. Factor (dB/m)	Cable Loss (dB)	Reading (dBuV)	Emission Level (dBuV/m)	Limits (dBuV/m)	Margin (dB)	Remark
1	31.940	19.24	0.61	3.57	23.42	40.00	16.58	QP
2	156.100	19.72	1.37	2.01	23.10	43.50	20.40	QP
3	316.150	20.25	2.06	2.67	24.98	46.00	21.02	QP
4	503.360	24.01	2.76	1.68	28.45	46.00	17.55	QP
5	621.700	26.23	3.21	2.35	31.79	46.00	14.21	QP
6	759.440	28.11	3.80	1.37	33.28	46.00	12.72	QP

Remarks: 1. Emission Level= Antenna Factor + Cable Loss + Reading.
2. The emission levels that are 20dB below the official limit are not reported.



No.6 Kefeng Road, Science & Technology Park
Nanshan District, Shenzhen, Guangdong, China
Tel:+86-755-26639495-7
Fax:+86-755-26632877
Postcode:518057

Data: 20 File: C:\Documents and Settings\Administrator\桌面\20160930-rt.EM6 (24) Date: 2016-10-12



Site no. : 10m Chamber Data no. : 20
Dis. / Ant. : 3m ANT 2016 9168 710 Ant. pol. : HORIZONTAL
Limit : FCC PART 15 C (3M)
Env. / Ins. : 23.6°C/58% Engineer : Lynn
EUT : Smart Nursery Alert Sensor
Power rating : DC 3.0V via 'AAA'*2 batteries
Test Mode : IEEE802.11n HT40 2422MHzTx Mode
M/N:MBP81SN

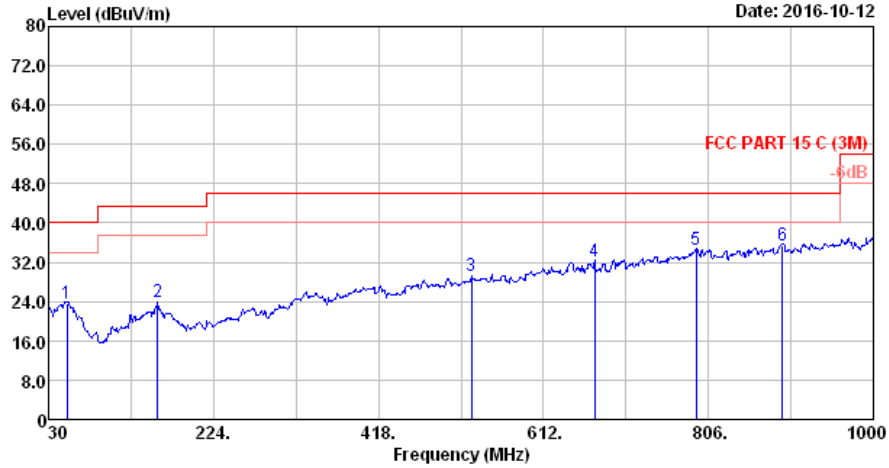
No.	Freq. (MHz)	Ant. Factor (dB/m)	Cable Loss (dB)	Reading (dBuV)	Emission Level (dBuV/m)	Limits (dBuV/m)	Margin (dB)	Remark
1	44.550	20.42	0.75	2.13	23.30	40.00	16.70	QP
2	138.640	19.19	1.09	2.58	22.86	43.50	20.64	QP
3	321.000	20.42	2.08	3.49	25.99	46.00	20.01	QP
4	454.860	23.42	2.61	2.01	28.04	46.00	17.96	QP
5	633.340	26.26	3.26	1.85	31.37	46.00	14.63	QP
6	738.100	27.57	3.70	1.28	32.55	46.00	13.45	QP

Remarks: 1. Emission Level= Antenna Factor + Cable Loss + Reading.
2. The emission levels that are 20dB below the official limit are not reported.



No.6 Kefeng Road, Science & Technology Park
Nanshan District, Shenzhen, Guangdong, China
Tel:+86-755-26639495-7
Fax:+86-755-26632877
Postcode:518057

Data: 21 File: C:\Documents and Settings\Administrator\桌面\20160930-rtf.EM6 (24) Date: 2016-10-12



Site no. : 10m Chamber Data no. : 21
Dis. / Ant. : 3m ANT 2016 9168 710 Ant. pol. : VERTICAL
Limit : FCC PART 15 C (3M)
Env. / Ins. : 23.6°C/58% Engineer : Lynn
EUT : Smart Nursery Alert Sensor
Power rating : DC 3.0V via 'AAA'*2 batteries
Test Mode : IEEE802.11n HT40 2437MHzTx Mode
M/N:MBP81SN

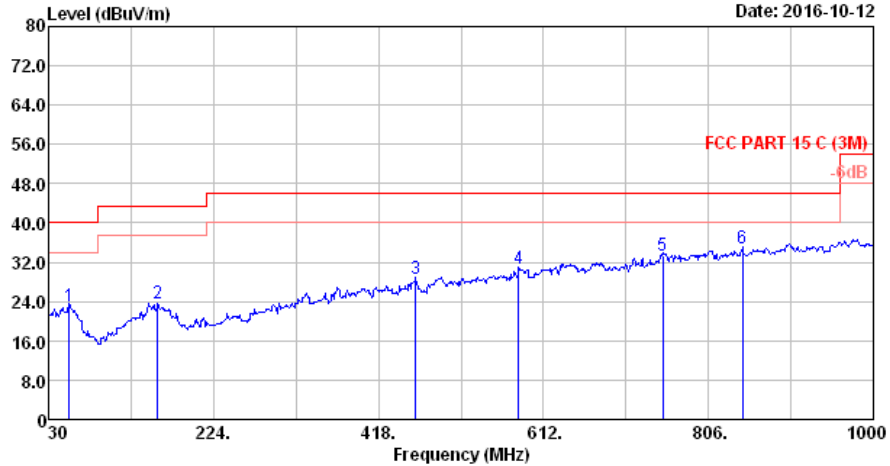
No.	Freq. (MHz)	Ant. Factor (dB/m)	Cable Loss (dB)	Reading (dBuV)	Emission Level (dBuV/m)	Limits (dBuV/m)	Margin (dB)	Remark
1	51.340	20.47	0.85	2.34	23.66	40.00	16.34	QP
2	158.040	19.73	1.38	2.89	24.00	43.50	19.50	QP
3	527.610	24.42	2.90	2.01	29.33	46.00	16.67	QP
4	672.140	26.61	3.52	1.96	32.09	46.00	13.91	QP
5	791.450	28.22	4.08	2.13	34.43	46.00	11.57	QP
6	893.300	29.20	4.57	1.59	35.36	46.00	10.64	QP

Remarks: 1. Emission Level= Antenna Factor + Cable Loss + Reading.
2. The emission levels that are 20dB below the official limit are not reported.



No.6 Kefeng Road, Science & Technology Park
Nanshan District, Shenzhen, Guangdong, China
Tel:+86-755-26639495-7
Fax:+86-755-26632877
Postcode:518057

Data: 22 File: C:\Documents and Settings\Administrator\桌面\20160930-rtf.EM6 (24) Date: 2016-10-12



Site no. : 10m Chamber Data no. : 22
Dis. / Ant. : 3m ANT 2016 9168 710 Ant. pol. : HORIZONTAL
Limit : FCC PART 15 C (3M)
Env. / Ins. : 23.6°C/58% Engineer : Lynn
EUT : Smart Nursery Alert Sensor
Power rating : DC 3.0V via 'AAA'*2 batteries
Test Mode : IEEE802.11n HT40 2437MHzTx Mode
M/N:MBP81SN

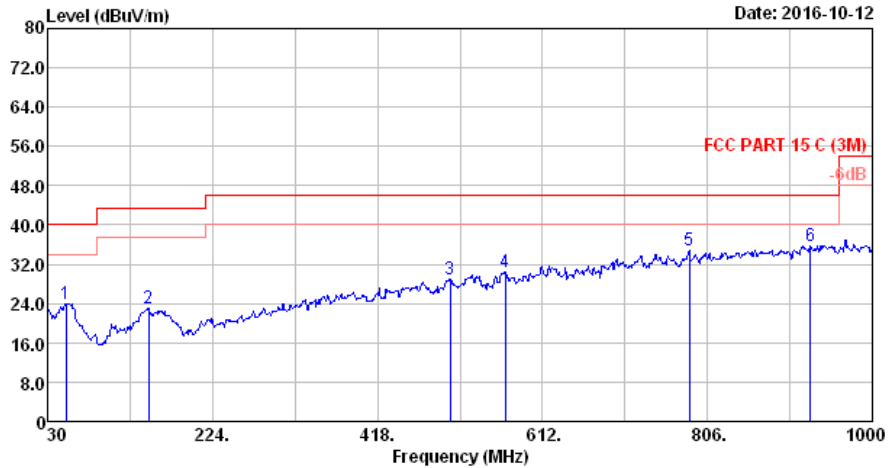
No.	Freq. (MHz)	Ant. Factor (dB/m)	Cable Loss (dB)	Reading (dBuV)	Emission Level (dBuV/m)	Limits (dBuV/m)	Margin (dB)	Remark
1	54.250	20.31	0.86	1.88	23.05	40.00	16.95	QP
2	158.040	19.73	1.38	2.64	23.75	43.50	19.75	QP
3	461.650	23.52	2.67	2.34	28.53	46.00	17.47	QP
4	582.900	25.47	3.13	2.02	30.62	46.00	15.38	QP
5	752.650	27.90	3.88	1.55	33.33	46.00	12.67	QP
6	845.770	28.61	4.37	1.89	34.87	46.00	11.13	QP

Remarks: 1. Emission Level= Antenna Factor + Cable Loss + Reading.
2. The emission levels that are 20dB below the official limit are not reported.



No.6 Kefeng Road, Science & Technology Park
Nanshan District, Shenzhen, Guangdong, China
Tel:+86-755-26639495-7
Fax:+86-755-26632877
Postcode:518057

Data: 23 File: C:\Documents and Settings\Administrator\桌面\20160930-rt.EM6 (24)



Site no. : 10m Chamber Data no. : 23
Dis. / Ant. : 3m ANT 2016 9168 710 Ant. pol. : VERTICAL
Limit : FCC PART 15 C (3M)
Env. / Ins. : 23.6°C/58% Engineer : Lynn
EUT : Smart Nursery Alert Sensor
Power rating : DC 3.0V via 'AAA'*2 batteries
Test Mode : IEEE802.11n HT40 2452MHzTx Mode
M/N:MBP81SN

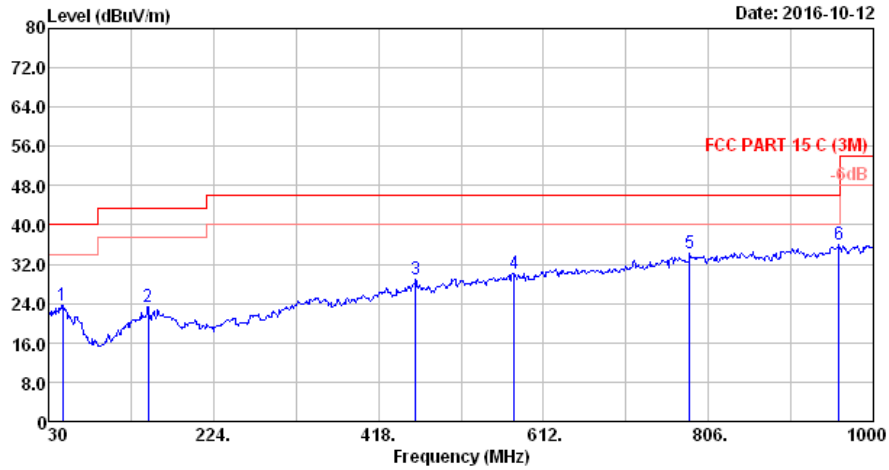
No.	Freq. (MHz)	Ant. Factor (dB/m)	Cable Loss (dB)	Reading (dBuV)	Emission Level (dBuV/m)	Limits (dBuV/m)	Margin (dB)	Remark
1	51.340	20.47	0.85	2.64	23.96	40.00	16.04	QP
2	149.310	19.66	1.35	1.94	22.95	43.50	20.55	QP
3	503.360	24.01	2.81	2.01	28.83	46.00	17.17	QP
4	568.350	25.12	3.06	2.20	30.38	46.00	15.62	QP
5	784.660	28.25	4.05	2.42	34.72	46.00	11.28	QP
6	927.250	29.71	4.66	1.47	35.84	46.00	10.16	QP

Remarks: 1. Emission Level= Antenna Factor + Cable Loss + Reading.
2. The emission levels that are 20dB below the official limit are not reported.



No.6 Kefeng Road, Science & Technology Park
Nanshan District, Shenzhen, Guangdong, China
Tel:+86-755-26639495-7
Fax:+86-755-26632877
Postcode:518057

Data: 24 File: C:\Documents and Settings\Administrator\桌面\20160930-rtf.EM6 (24)



Site no. : 10m Chamber Data no. : 24
Dis. / Ant. : 3m ANT 2016 9168 710 Ant. pol. : HORIZONTAL
Limit : FCC PART 15 C (3M)
Env. / Ins. : 23.6°C/58% Engineer : Lynn
EUT : Smart Nursery Alert Sensor
Power rating : DC 3.0V via 'AAA'*2 batteries
Test Mode : IEEE802.11n HT40 2452MHzTx Mode
M/N:MBP81SN

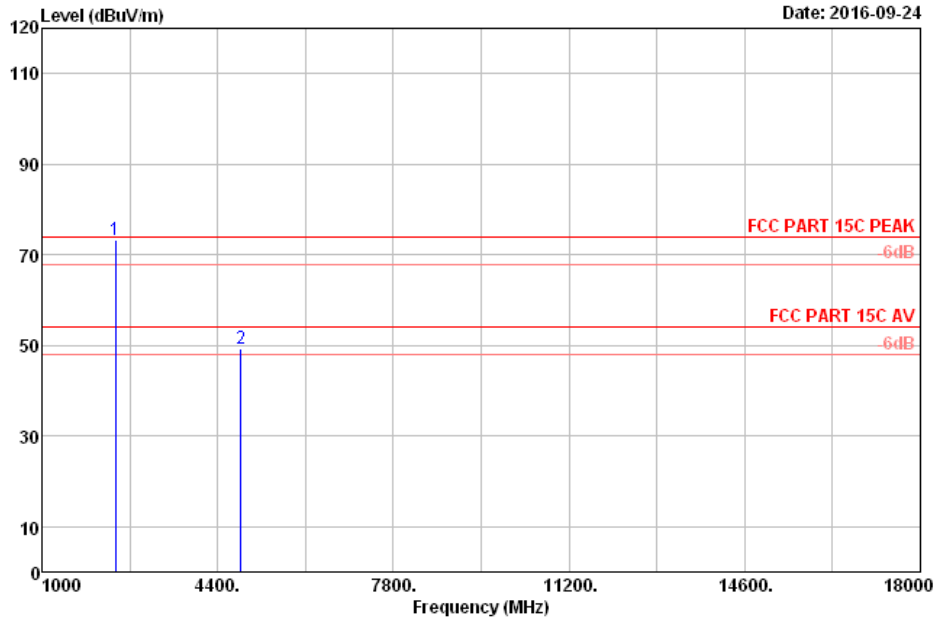
No.	Freq. (MHz)	Ant. Factor (dB/m)	Cable Loss (dB)	Reading (dBuV)	Emission Level (dBuV/m)	Limits (dBuV/m)	Margin (dB)	Remark
1	46.490	20.48	0.81	2.37	23.66	40.00	16.34	QP
2	147.370	19.62	1.34	2.40	23.36	43.50	20.14	QP
3	461.650	23.52	2.67	2.60	28.79	46.00	17.21	QP
4	578.050	25.40	3.11	1.72	30.23	46.00	15.77	QP
5	783.690	28.25	4.04	1.81	34.10	46.00	11.90	QP
6	959.260	29.99	4.73	1.26	35.98	46.00	10.02	QP

Remarks: 1. Emission Level= Antenna Factor + Cable Loss + Reading.
2. The emission levels that are 20dB below the official limit are not reported.

1GHz - 18GHz



No.6 Ke Feng Road,Block 52,
ShenZhen Science & Industry Park
Nantou, ShenZhen, GuangDong, China
Tel:+86-755-26639495-7
Fax:+86-755-26632877
Postcode:518057



Date: 2016-09-24

Site no. : 3m Chamber
Dis. / Ant. : 3m 2015 3115-4877
Limit : FCC PART 15C PEAK
Env. / Ins. : 22.6°C/51.2%
EUT : Smart Nursery Alert Sensor
Power rating : DC 3.0V via 'AAA'*2 batteries
Test Mode : IEEE802.11nHT40 2422MHz Tx
M/N:MBP81SN

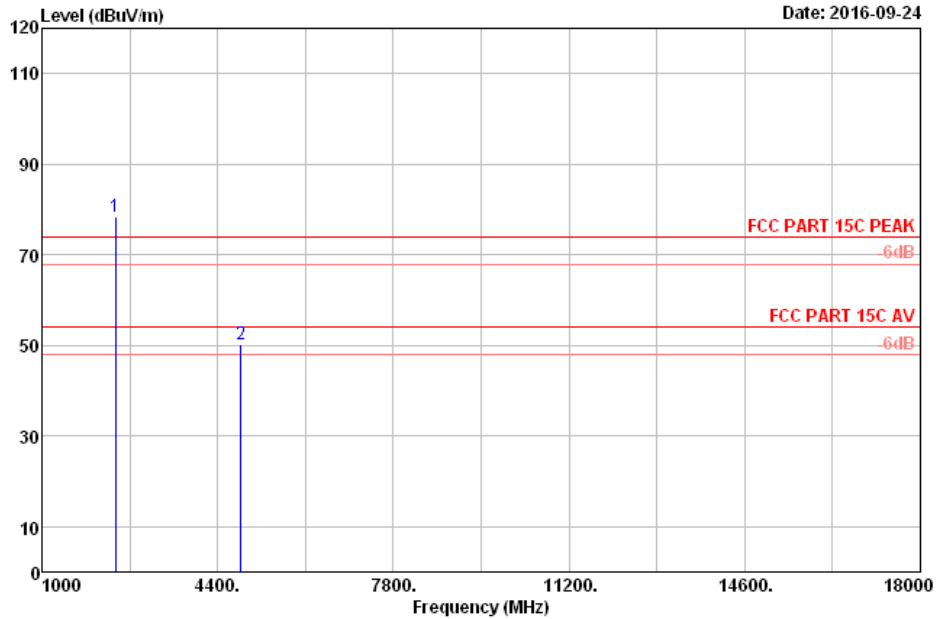
Data no. : 54
Ant. pol. : VERTICAL
Pre : 101.2kPa
Engineer : Lynn

No.	Freq. (MHz)	Ant. Factor (dB/m)	Cable Loss (dB)	Reading (dBuV)	AMP factor (dB)	Emission Level (dBuV/m)	Limits (dBuV/m)	Margin (dB)	Remark
1	2422.00	28.31	8.36	73.02	36.38	73.31	74.00	0.69	Peak
2	4844.00	33.19	11.78	40.03	35.68	49.32	74.00	24.68	Peak

Remarks: 1. Emission Level= Antenna Factor + Cable Loss + Reading - Amp Factor
2. The emission levels that are 20dB below the official limit are not reported.



No.6 Ke Feng Road,Block 52,
ShenZhen Science & Industry Park
Nantou, ShenZhen, GuangDong, China
Tel:+86-755-26639495-7
Fax:+86-755-26632877
Postcode:518057



Site no. : 3m Chamber
Dis. / Ant. : 3m 2015 3115-4877
Limit : FCC PART 15C PEAK
Env. / Ins. : 22.6°C/51.2%
EUT : Smart Nursery Alert Sensor
Power rating : DC 3.0V via 'AAA'*2 batteries
Test Mode : IEEE802.11nHT40 2422MHz Tx
M/N:MBP81SN

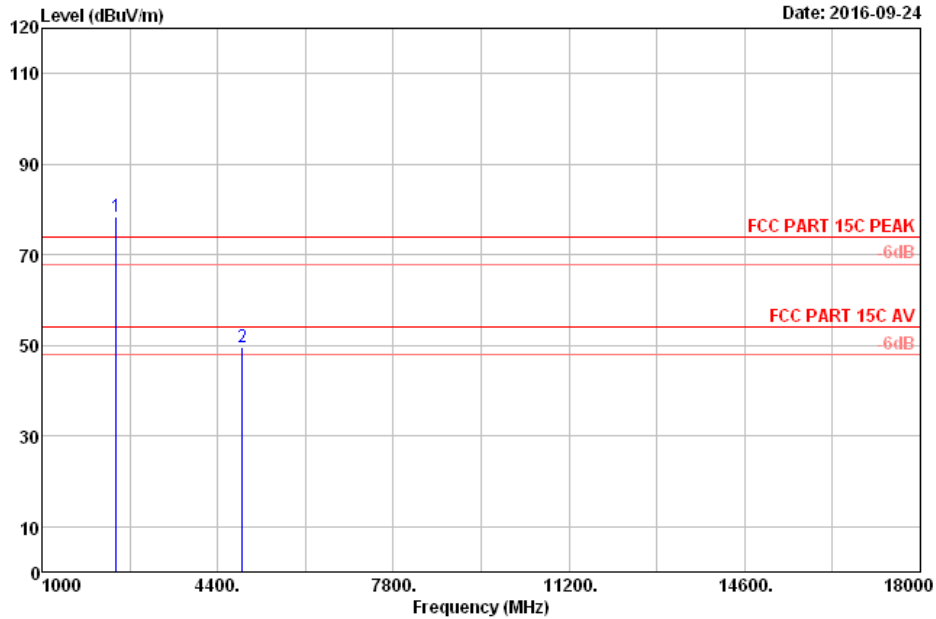
Data no. : 56
Ant. pol. : HORIZONTAL
Pre : 101.2kPa
Engineer : Lynn

No.	Freq. (MHz)	Ant. Factor (dB/m)	Cable Loss (dB)	Reading (dBuV)	AMP factor (dB)	Emission Level (dBuV/m)	Limits (dBuV/m)	Margin (dB)	Remark
1	2422.00	28.31	8.36	78.05	36.38	78.34	74.00	-4.34	Peak
2	4844.00	33.19	11.78	40.85	35.68	50.14	74.00	23.86	Peak

Remarks: 1. Emission Level= Antenna Factor + Cable Loss + Reading - Amp Factor
2. The emission levels that are 20dB below the official limit are not reported.



No.6 Ke Feng Road,Block 52,
ShenZhen Science & Industry Park
Nantou, ShenZhen, GuangDong, China
Tel:+86-755-26639495-7
Fax:+86-755-26632877
Postcode:518057



Site no. : 3m Chamber
Dis. / Ant. : 3m 2015 3115-4877
Limit : FCC PART 15C PEAK
Env. / Ins. : 22.6°C/51.2%
EUT : Smart Nursery Alert Sensor
Power rating : DC 3.0V via 'AAA'*2 batteries
Test Mode : IEEE802.11nHT40 2437MHz Tx
M/N:MBP81SN

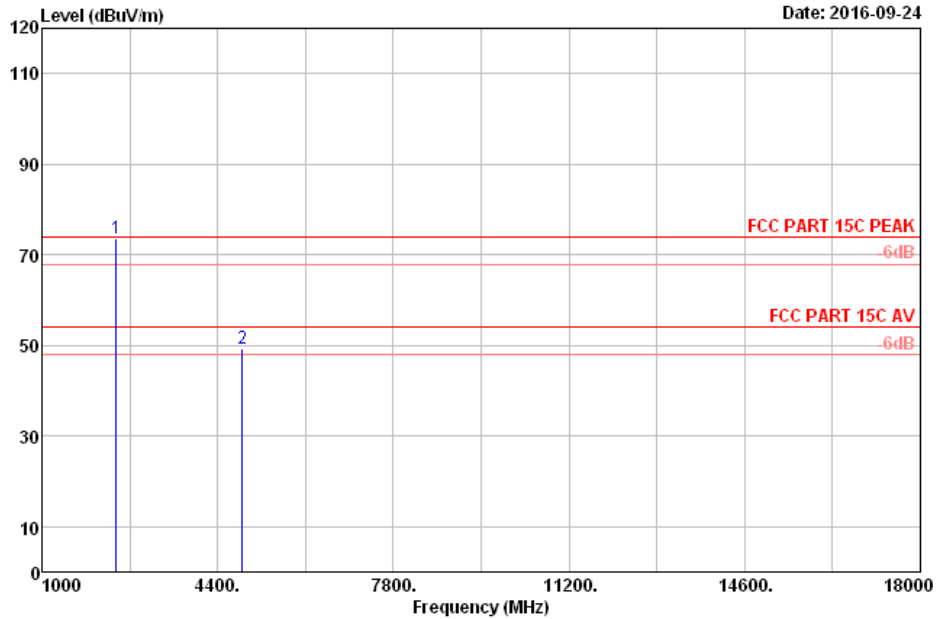
Data no. : 58
Ant. pol. : HORIZONTAL
Pre : 101.2kPa
Engineer : Lynn

No.	Freq. (MHz)	Ant. Factor (dB/m)	Cable Loss (dB)	Reading (dBuV)	AMP factor (dB)	Emission Level (dBuV/m)	Limits (dBuV/m)	Margin (dB)	Remark
1	2437.00	28.32	8.38	78.09	36.38	78.41	74.00	-4.41	Peak
2	4874.00	33.25	11.80	40.11	35.69	49.47	74.00	24.53	Peak

Remarks: 1. Emission Level= Antenna Factor + Cable Loss + Reading - Amp Factor
2. The emission levels that are 20dB below the official limit are not reported.



No.6 Ke Feng Road,Block 52,
ShenZhen Science & Industry Park
Nantou, ShenZhen, GuangDong, China
Tel:+86-755-26639495-7
Fax:+86-755-26632877
Postcode:518057



Date: 2016-09-24

Site no. : 3m Chamber
Dis. / Ant. : 3m 2015 3115-4877
Limit : FCC PART 15C PEAK
Env. / Ins. : 22.6°C/51.2%
EUT : Smart Nursery Alert Sensor
Power rating : DC 3.0V via 'AAA'*2 batteries
Test Mode : IEEE802.11nHT40 2437MHz Tx
M/N:MBP81SN

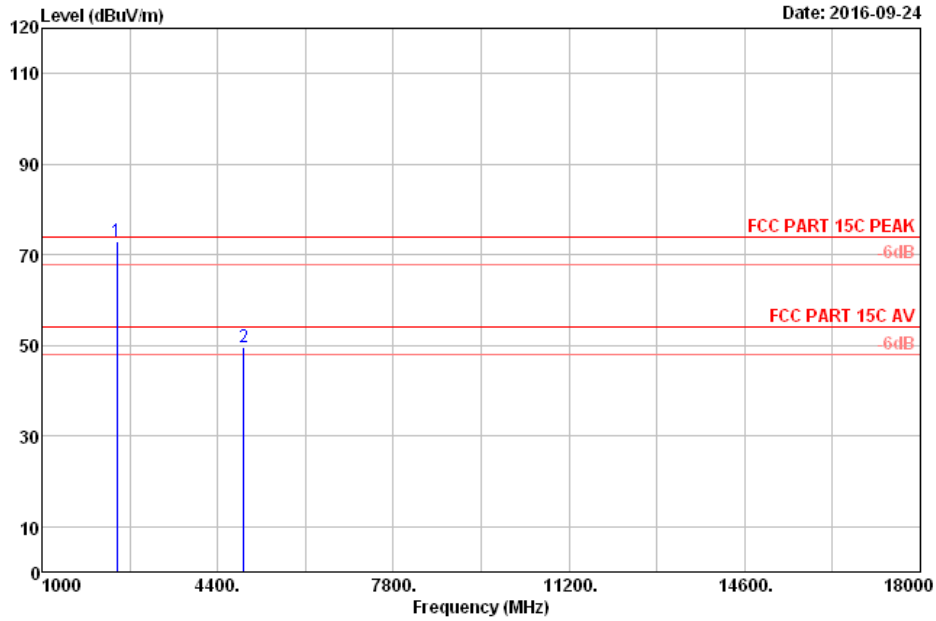
Data no. : 60
Ant. pol. : VERTICAL
Pre : 101.2kPa
Engineer : Lynn

No.	Freq. (MHz)	Ant. Factor (dB/m)	Cable Loss (dB)	Reading (dBuV)	AMP factor (dB)	Emission Level (dBuV/m)	Limits (dBuV/m)	Margin (dB)	Remark
1	2437.00	28.32	8.38	73.25	36.38	73.57	74.00	0.43	Peak
2	4874.00	33.25	11.80	40.08	35.69	49.44	74.00	24.56	Peak

Remarks: 1. Emission Level= Antenna Factor + Cable Loss + Reading - Amp Factor
2. The emission levels that are 20dB below the official limit are not reported.



No.6 Ke Feng Road,Block 52,
ShenZhen Science & Industry Park
Nantou, ShenZhen, GuangDong, China
Tel:+86-755-26639495-7
Fax:+86-755-26632877
Postcode:518057



Site no. : 3m Chamber
Dis. / Ant. : 3m 2015 3115-4877
Limit : FCC PART 15C PEAK
Env. / Ins. : 22.6°C/51.2%
EUT : Smart Nursery Alert Sensor
Power rating : DC 3.0V via 'AAA'*2 batteries
Test Mode : IEEE802.11nHT40 2452MHz Tx
M/N:MBP81SN

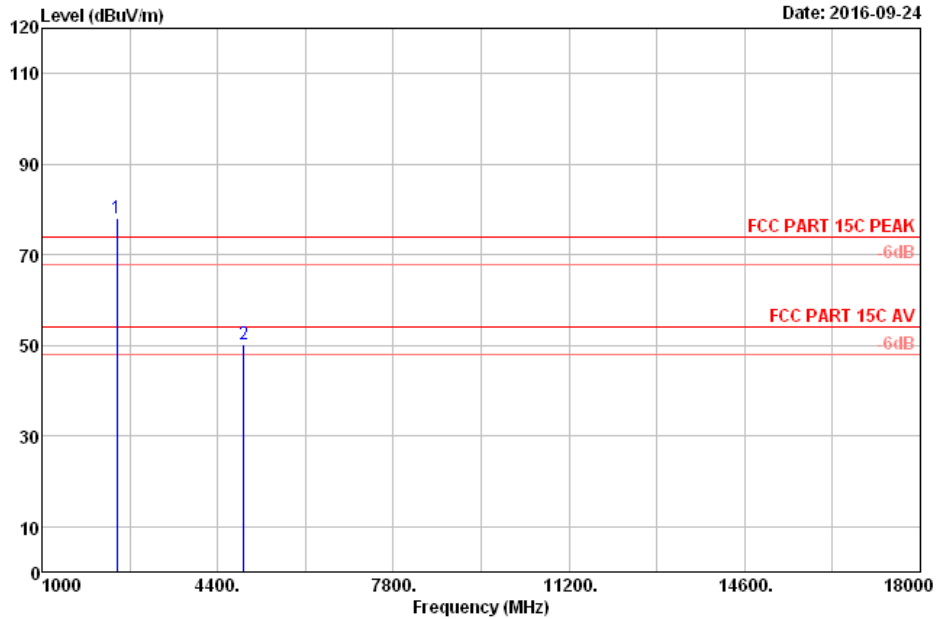
Data no. : 62
Ant. pol. : VERTICAL
Pre : 101.2kPa
Engineer : Lynn

No.	Freq. (MHz)	Ant. Factor (dB/m)	Cable Loss (dB)	Reading (dBuV)	AMP factor (dB)	Emission Level (dBuV/m)	Limits (dBuV/m)	Margin (dB)	Remark
1	2452.00	28.34	8.39	72.58	36.38	72.93	74.00	1.07	Peak
2	4904.00	33.31	11.82	40.12	35.70	49.55	74.00	24.45	Peak

Remarks: 1. Emission Level= Antenna Factor + Cable Loss + Reading - Amp Factor
2. The emission levels that are 20dB below the official limit are not reported.



No.6 Ke Feng Road,Block 52,
ShenZhen Science & Industry Park
Nantou, ShenZhen, GuangDong, China
Tel:+86-755-26639495-7
Fax:+86-755-26632877
Postcode:518057



Site no. : 3m Chamber
Dis. / Ant. : 3m 2015 3115-4877
Limit : FCC PART 15C PEAK
Env. / Ins. : 22.6°C/51.2%
EUT : Smart Nursery Alert Sensor
Power rating : DC 3.0V via 'AAA'*2 batteries
Test Mode : IEEE802.11nHT40 2452MHz Tx
M/N:MBP81SN

Data no. : 64
Ant. pol. : HORIZONTAL
Pre : 101.2kPa
Engineer : Lynn

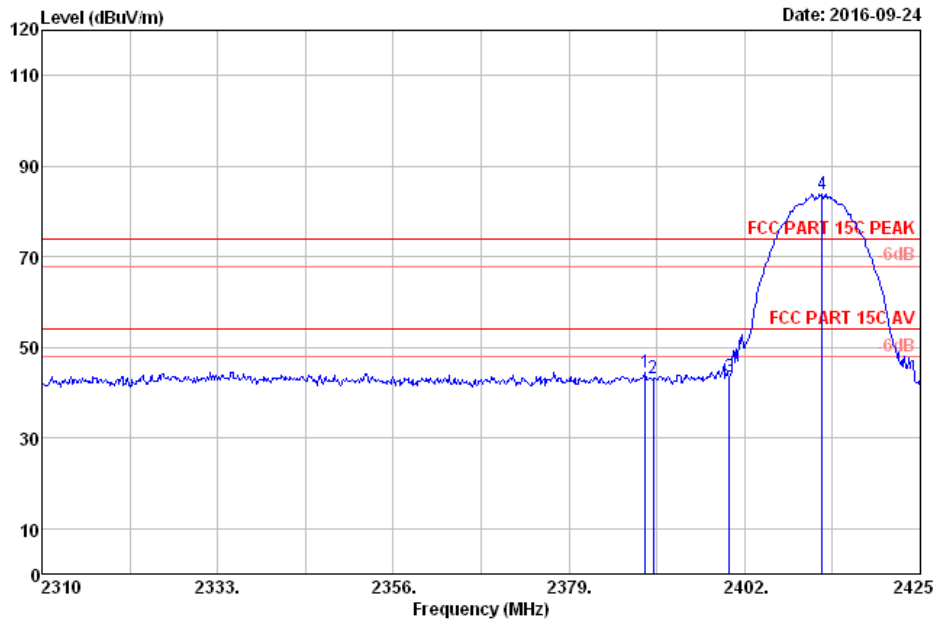
No.	Freq. (MHz)	Ant. Factor (dB/m)	Cable Loss (dB)	Reading (dBuV)	AMP factor (dB)	Emission Level (dBuV/m)	Limits (dBuV/m)	Margin (dB)	Remark
1	2452.00	28.34	8.39	77.86	36.38	78.21	74.00	-4.21	Peak
2	4904.00	33.31	11.82	40.67	35.70	50.10	74.00	23.90	Peak

Remarks: 1. Emission Level= Antenna Factor + Cable Loss + Reading - Amp Factor
2. The emission levels that are 20dB below the official limit are not reported.

Appendix B.2: Test Results of Radiated Emissions in Restricted Bands
Wi-Fi 802.11 b mode, 11 Mbps
Low channel



No.6 Ke Feng Road,Block 52,
 ShenZhen Science & Industry Park
 Nantou, ShenZhen, Guangdong, China
 Tel:+86-755-26639495-7
 Fax:+86-755-26632877
 Postcode:518057



Site no. : 3m Chamber
 Dis. / Ant. : 3m 2015 3115-4877
 Limit : FCC PART 15C PEAK
 Env. / Ins. : 22.6°C/51.2%
 EUT : Smart Nursery Alert Sensor
 Power rating : DC 3.0V via AAA*2 batteries
 Test Mode : IEEE802.11b 2412MHz Tx
 M/N: MBP81SN

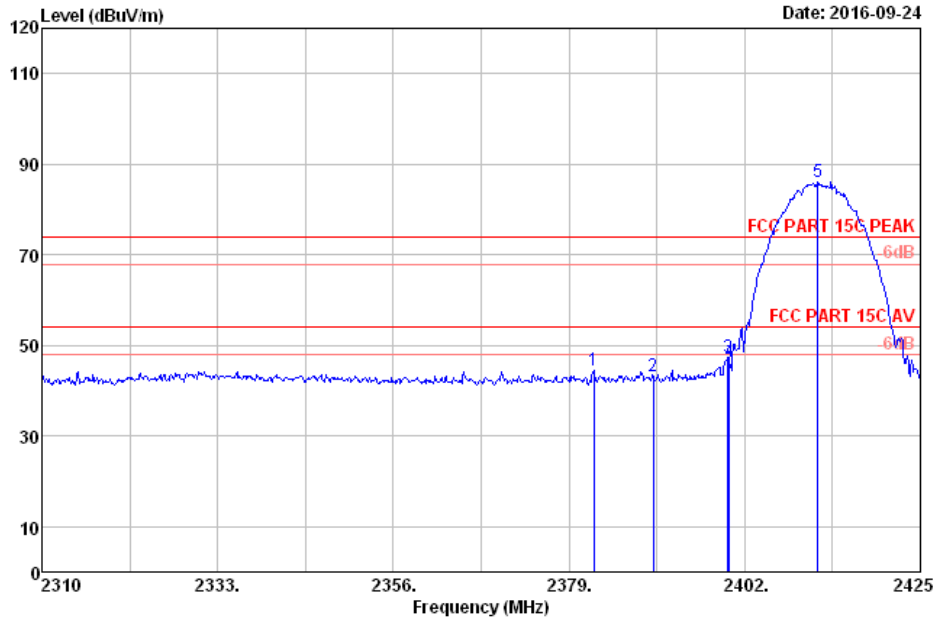
Data no. : 1
 Ant. pol. : VERTICAL
 Pre : 101.2kPa
 Engineer : Lynn

No.	Freq. (MHz)	Ant. Factor (dB/m)	Cable Loss (dB)	Reading (dBuV)	AMP factor (dB)	Emission Level (dBuV/m)	Limits (dBuV/m)	Margin (dB)	Remark
1	2389.01	28.27	8.33	44.41	36.39	44.62	74.00	29.38	Peak
2	2390.00	28.27	8.33	42.86	36.39	43.07	74.00	30.93	Peak
3	2400.00	28.28	8.34	43.23	36.39	43.46	74.00	30.54	Peak
4	2412.12	28.29	8.35	83.66	36.39	83.91	74.00	-9.91	Peak

Remarks: 1. Emission Level= Antenna Factor + Cable Loss + Reading - Amp Factor
 2. The emission levels that are 20dB below the official limit are not reported.



No.6 Ke Feng Road,Block 52,
ShenZhen Science & Industry Park
Nantou, ShenZhen, GuangDong, China
Tel:+86-755-26639495-7
Fax:+86-755-26632877
Postcode:518057



Site no. : 3m Chamber Data no. : 2
 Dis. / Ant. : 3m 2015 3115-4877 Ant. pol. : HORIZONTAL
 Limit : FCC PART 15C PEAK Pre : 101.2kPa
 Env. / Ins. : 22.6°C/51.2% Engineer : Lynn
 EUT : Smart Nursery Alert Sensor
 Power rating : DC 3.0V via 'AAA'*2 batteries
 Test Mode : IEEE802.11b 2412MHz Tx
 M/N:MBP81SN

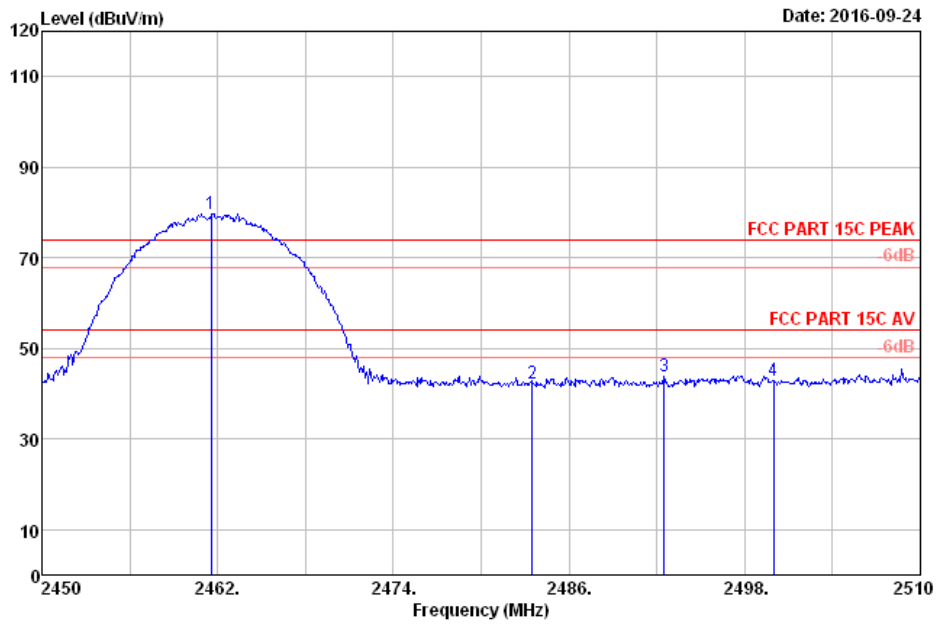
No.	Freq. (MHz)	Ant. Factor (dB/m)	Cable Loss (dB)	Reading (dBuV)	AMP factor (dB)	Emission Level (dBuV/m)	Limits (dBuV/m)	Margin (dB)	Remark
1	2382.22	28.26	8.32	44.41	36.39	44.60	74.00	29.40	Peak
2	2390.00	28.27	8.33	42.87	36.39	43.08	74.00	30.92	Peak
3	2399.82	28.28	8.34	47.01	36.39	47.24	74.00	26.76	Peak
4	2400.00	28.28	8.34	46.28	36.39	46.51	74.00	27.49	Peak
5	2411.55	28.29	8.35	85.79	36.39	86.04	74.00	-12.04	Peak

Remarks: 1. Emission Level= Antenna Factor + Cable Loss + Reading
 -Amp Factor
 2. The emission levels that are 20dB below the official
 limit are not reported.

High channel



No.6 Ke Feng Road,Block 52,
ShenZhen Science & Industry Park
Nantou, ShenZhen, GuangDong, China
Tel:+86-755-26639495-7
Fax:+86-755-26632877
Postcode:518057



Site no. : 3m Chamber
Dis. / Ant. : 3m 2015 3115-4877
Limit : FCC PART 15C PEAK
Env. / Ins. : 22.6°C/51.2%
EUT : Smart Nursery Alert Sensor
Power rating : DC 3.0V via 'AAA'*2 batteries
Test Mode : IEEE802.11b 2462MHz Tx
M/N: MBP81SN

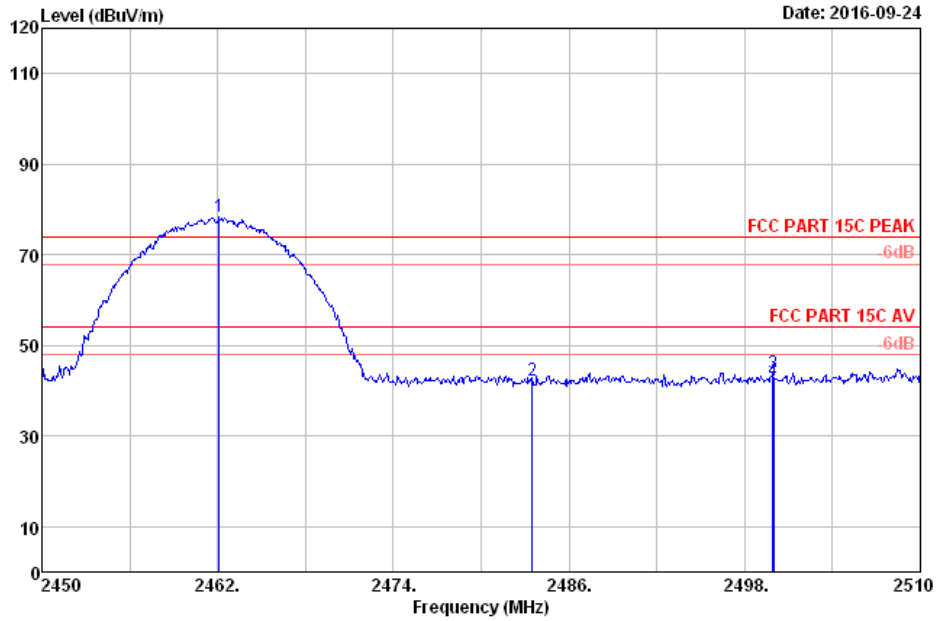
Data no. : 3
Ant. pol. : HORIZONTAL
Pre : 101.2kPa
Engineer : Lynn

No.	Freq. (MHz)	Ant. Factor (dB/m)	Cable Loss (dB)	Reading (dBuV)	AMP factor (dB)	Emission Level (dBuV/m)	Limits (dBuV/m)	Margin (dB)	Remark
1	2461.58	28.35	8.40	79.31	36.38	79.68	74.00	-5.68	Peak
2	2483.50	28.38	8.42	41.98	36.38	42.40	74.00	31.60	Peak
3	2492.48	28.39	8.43	43.55	36.38	43.99	74.00	30.01	Peak
4	2500.00	28.40	8.44	42.32	36.38	42.78	74.00	31.22	Peak

Remarks: 1. Emission Level= Antenna Factor + Cable Loss + Reading - Amp Factor
2. The emission levels that are 20dB below the official limit are not reported.



No.6 Ke Feng Road,Block 52,
ShenZhen Science & Industry Park
Nantou, ShenZhen, GuangDong, China
Tel:+86-755-26639495-7
Fax:+86-755-26632877
Postcode:518057



Site no. : 3m Chamber
Dis. / Ant. : 3m 2015 3115-4877
Limit : FCC PART 15C PEAK
Env. / Ins. : 22.6°C/51.2%
EUT : Smart Nursery Alert Sensor
Power rating : DC 3.0V via 'AAA'*2 batteries
Test Mode : IEEE802.11b 2462MHz Tx
M/N: MBP81SN

Data no. : 4
Ant. pol. : VERTICAL
Pre : 101.2kPa
Engineer : Lynn

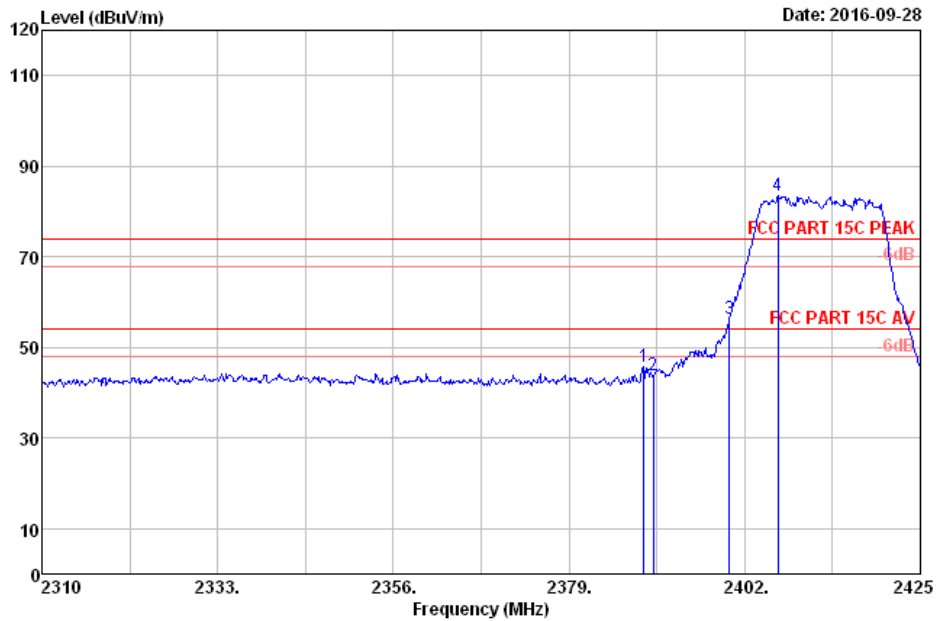
No.	Freq. (MHz)	Ant. Factor (dB/m)	Cable Loss (dB)	Reading (dBuV)	AMP factor (dB)	Emission Level (dBuV/m)	Limits (dBuV/m)	Margin (dB)	Remark
1	2462.12	28.35	8.40	77.98	36.38	78.35	74.00	-4.35	Peak
2	2483.50	28.38	8.42	41.94	36.38	42.36	74.00	31.64	Peak
3	2499.92	28.40	8.44	43.51	36.38	43.97	74.00	30.03	Peak
4	2500.00	28.40	8.44	41.72	36.38	42.18	74.00	31.82	Peak

Remarks: 1. Emission Level= Antenna Factor + Cable Loss + Reading - Amp Factor
2. The emission levels that are 20dB below the official limit are not reported.

Wi-Fi 802.11 g mode, 54 Mbps
Low channel



No.6 Ke Feng Road,Block 52,
ShenZhen Science & Industry Park
Nantou, ShenZhen, GuangDong, China
Tel:+86-755-26639495-7
Fax:+86-755-26632877
Postcode:518057



Site no. : 3m Chamber
Dis. / Ant. : 3m 2015 3115-4877
Limit : FCC PART 15C PEAK
Env. / Ins. : 22.6°C/51.2%
EUT : Smart Nursery Alert Sensor
Power rating : DC 3.0V via 'AAA'*2 batteries
Test Mode : IEEE802.11g 2412MHz Tx
M/N: MBP81SN

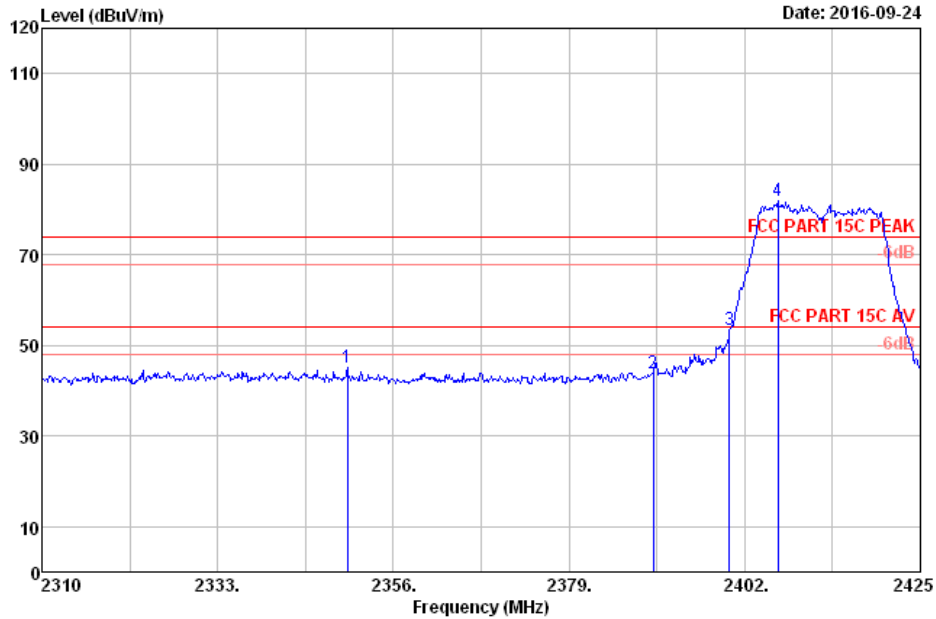
Data no. : 5
Ant. pol. : HORIZONTAL
Pre : 101.2kPa
Engineer : Lynn

No.	Freq. (MHz)	Ant. Factor (dB/m)	Cable Loss (dB)	Reading (dBuV)	AMP factor (dB)	Emission Level (dBuV/m)	Limits (dBuV/m)	Margin (dB)	Remark
1	2388.78	28.27	8.33	45.39	36.39	45.60	74.00	28.40	Peak
2	2390.00	28.27	8.33	43.53	36.39	43.74	74.00	30.26	Peak
3	2400.00	28.28	8.34	56.07	36.39	56.30	74.00	17.70	Peak
4	2406.37	28.29	8.34	83.24	36.39	83.48	74.00	-9.48	Peak

Remarks: 1. Emission Level= Antenna Factor + Cable Loss + Reading - Amp Factor
2. The emission levels that are 20dB below the official limit are not reported.



No.6 Ke Feng Road,Block 52,
ShenZhen Science & Industry Park
Nantou, ShenZhen, GuangDong, China
Tel:+86-755-26639495-7
Fax:+86-755-26632877
Postcode:518057



Site no. : 3m Chamber Data no. : 6
Dis. / Ant. : 3m 2015 3115-4877 Ant. pol. : VERTICAL
Limit : FCC PART 15C PEAK Pre : 101.2kPa
Env. / Ins. : 22.6°C/51.2% Engineer : Lynn
EUT : Smart Nursery Alert Sensor
Power rating : DC 3.0V via 'AAA'*2 batteries
Test Mode : IEEE802.11g 2412MHz Tx
M/N: MBP81SN

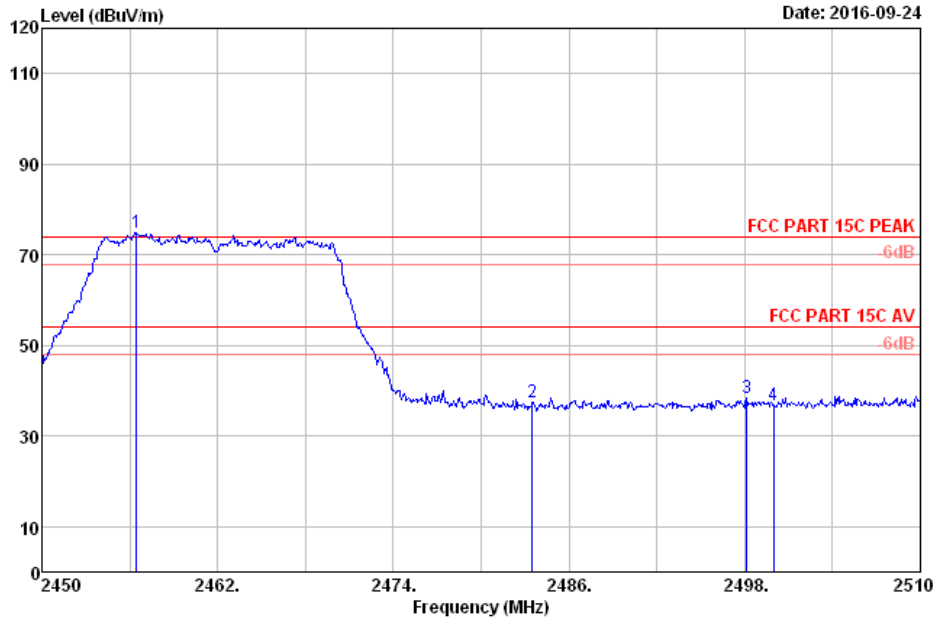
No.	Freq. (MHz)	Ant. Factor (dB/m)	Cable Loss (dB)	Reading (dBUV)	AMP factor (dB)	Emission Level (dBUV/m)	Limits (dBUV/m)	Margin (dB)	Remark
1	2350.02	28.22	8.29	44.84	36.39	44.96	74.00	29.04	Peak
2	2390.00	28.27	8.33	43.61	36.39	43.82	74.00	30.18	Peak
3	2400.00	28.28	8.34	53.08	36.39	53.31	74.00	20.69	Peak
4	2406.37	28.29	8.34	81.60	36.39	81.84	74.00	-7.84	Peak

Remarks: 1. Emission Level= Antenna Factor + Cable Loss + Reading - Amp Factor
2. The emission levels that are 20dB below the official limit are not reported.

High channel



No.6 Ke Feng Road,Block 52,
ShenZhen Science & Industry Park
Nantou, ShenZhen, GuangDong, China
Tel:+86-755-26639495-7
Fax:+86-755-26632877
Postcode:518057



Date: 2016-09-24

Site no. : 3m Chamber
Dis. / Ant. : 3m 2015 3115-4877
Limit : FCC PART 15C PEAK
Env. / Ins. : 22.6°C/51.2%
EUT : Smart Nursery Alert Sensor
Power rating : DC 3.0V via 'AAA'*2 batteries
Test Mode : IEEE802.11g 2462MHz Tx
M/N: MBP81SN

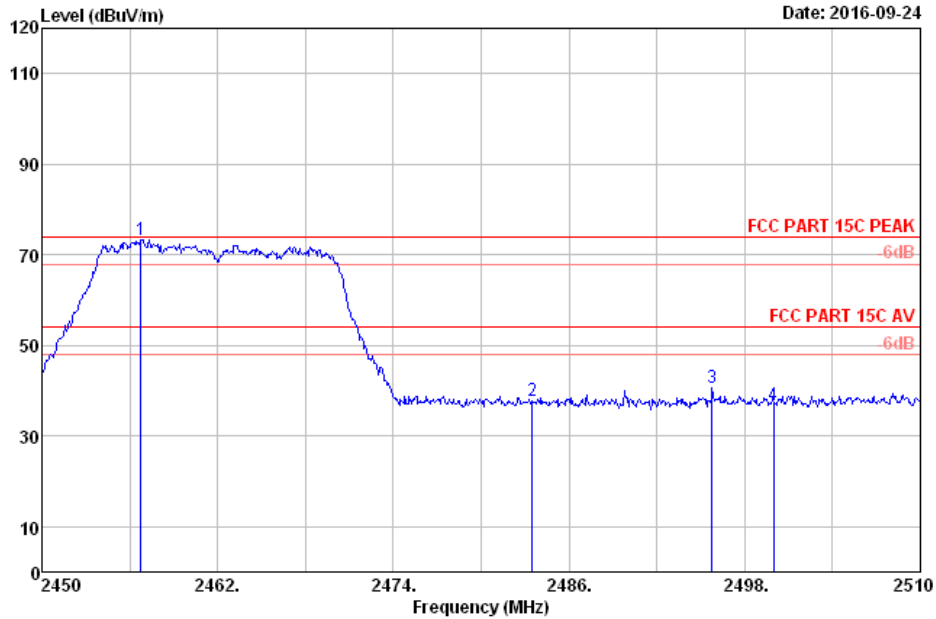
Data no. : 7
Ant. pol. : HORIZONTAL
Pre : 101.2kPa
Engineer : Lynn

No.	Freq. (MHz)	Ant. Factor (dB/m)	Cable Loss (dB)	Reading (dBuV)	AMP factor (dB)	Emission Level (dBuV/m)	Limits (dBuV/m)	Margin (dB)	Remark
1	2456.48	28.35	8.40	74.50	36.38	74.87	74.00	-0.87	Peak
2	2483.50	28.38	8.42	37.08	36.38	37.50	74.00	36.50	Peak
3	2498.12	28.40	8.44	38.03	36.38	38.49	74.00	35.51	Peak
4	2500.00	28.40	8.44	36.24	36.38	36.70	74.00	37.30	Peak

Remarks: 1. Emission Level= Antenna Factor + Cable Loss + Reading - Amp Factor
2. The emission levels that are 20dB below the official limit are not reported.



No.6 Ke Feng Road,Block 52,
ShenZhen Science & Industry Park
Nantou, ShenZhen, GuangDong, China
Tel:+86-755-26639495-7
Fax:+86-755-26632877
Postcode:518057



Site no. : 3m Chamber
Dis. / Ant. : 3m 2015 3115-4877
Limit : FCC PART 15C PEAK
Env. / Ins. : 22.6°C/51.2%
EUT : Smart Nursery Alert Sensor
Power rating : DC 3.0V via 'AAA'*2 batteries
Test Mode : IEEE802.11g 2462MHz Tx
M/N:MBP81SN
Data no. : 8
Ant. pol. : VERTICAL
Pre : 101.2kPa
Engineer : Lynn

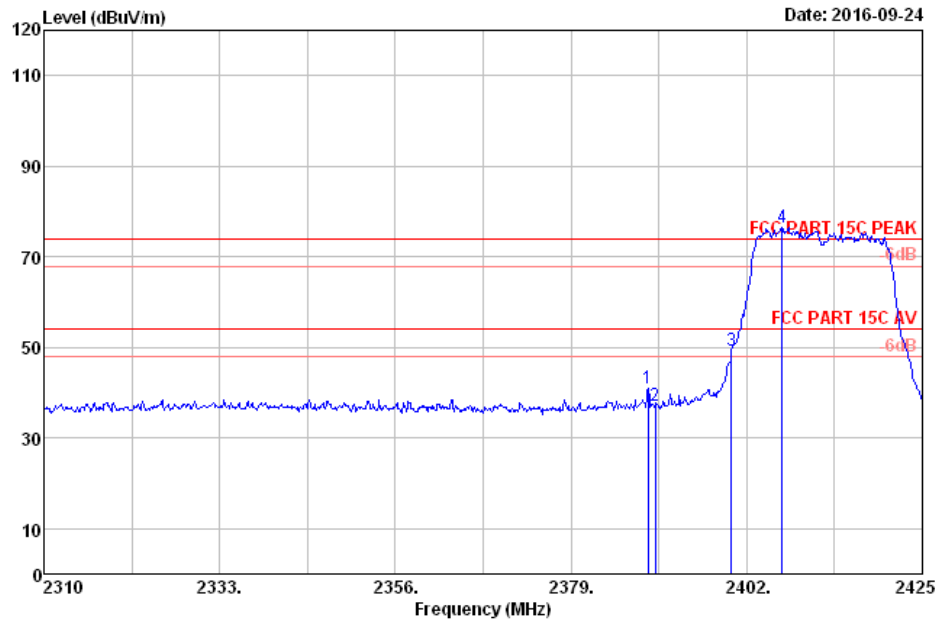
No.	Freq. (MHz)	Ant. Factor (dB/m)	Cable Loss (dB)	Reading (dBuV)	AMP factor (dB)	Emission Level (dBuV/m)	Limits (dBuV/m)	Margin (dB)	Remark
1	2456.78	28.35	8.40	72.86	36.38	73.23	74.00	0.77	Peak
2	2483.50	28.38	8.42	37.45	36.38	37.87	74.00	36.13	Peak
3	2495.78	28.39	8.44	40.09	36.38	40.54	74.00	33.46	Peak
4	2500.00	28.40	8.44	36.48	36.38	36.94	74.00	37.06	Peak

Remarks: 1. Emission Level= Antenna Factor + Cable Loss + Reading - Amp Factor
2. The emission levels that are 20dB below the official limit are not reported.

Wi-Fi 802.11 n(HT20) mode, MCS7 Mbps
 Low channel



No.6 Ke Feng Road,Block 52,
 ShenZhen Science & Industry Park
 Nantou, ShenZhen, GuangDong, China
 Tel:+86-755-26639495-7
 Fax:+86-755-26632877
 Postcode:518057



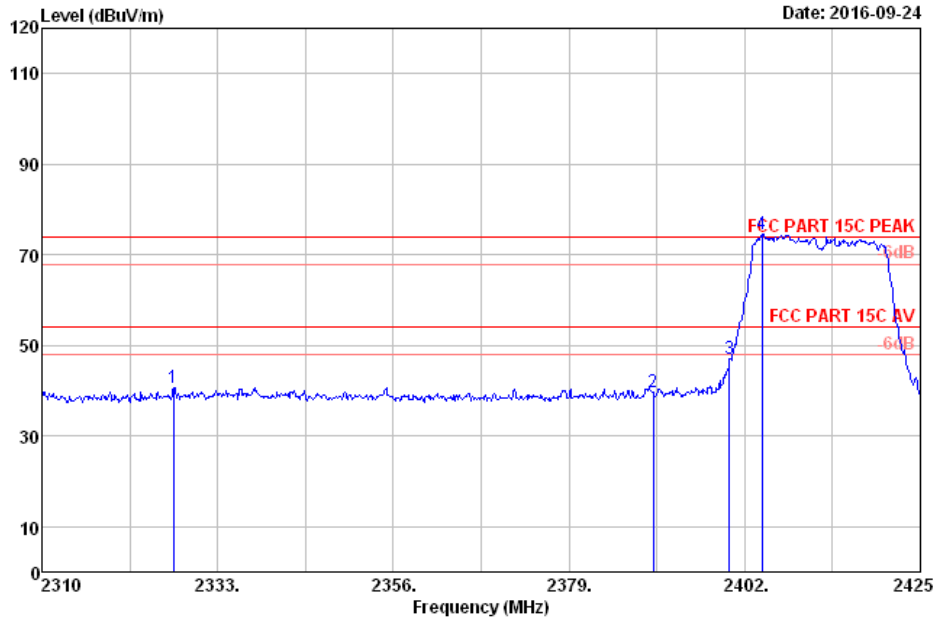
Site no. : 3m Chamber Data no. : 9
 Dis. / Ant. : 3m 2015 3115-4877 Ant. pol. : HORIZONTAL
 Limit : FCC PART 15C PEAK Pre : 101.2kPa
 Env. / Ins. : 22.6°C/51.2% Engineer : Lynn
 EUT : Smart Nursery Alert Sensor
 Power rating : DC 3.0V via 'AAA'*2 batteries
 Test Mode : IEEE802.11nHT20 2412MHz Tx
 M/N: MBP81SN

No.	Freq. (MHz)	Ant. Factor (dB/m)	Cable Loss (dB)	Reading (dBuV)	AMP factor (dB)	Emission Level (dBuV/m)	Limits (dBuV/m)	Margin (dB)	Remark
1	2389.12	28.27	8.33	40.68	36.39	40.89	74.00	33.11	Peak
2	2390.00	28.27	8.33	36.99	36.39	37.20	74.00	36.80	Peak
3	2400.00	28.28	8.34	48.93	36.39	49.16	74.00	24.84	Peak
4	2406.60	28.29	8.34	76.21	36.39	76.45	74.00	-2.45	Peak

Remarks: 1. Emission Level= Antenna Factor + Cable Loss + Reading - Amp Factor
 2. The emission levels that are 20dB below the official limit are not reported.



No.6 Ke Feng Road,Block 52,
ShenZhen Science & Industry Park
Nantou, ShenZhen, GuangDong, China
Tel:+86-755-26639495-7
Fax:+86-755-26632877
Postcode:518057



Site no. : 3m Chamber
Dis. / Ant. : 3m 2015 3115-4877
Limit : FCC PART 15C PEAK
Env. / Ins. : 22.6°C/51.2%
EUT : Smart Nursery Alert Sensor
Power rating : DC 3.0V via 'AAA'*2 batteries
Test Mode : IEEE802.11nHT20 2412MHz Tx
M/N: MBP81SN

Data no. : 10
Ant. pol. : VERTICAL
Pre : 101.2kPa
Engineer : Lynn

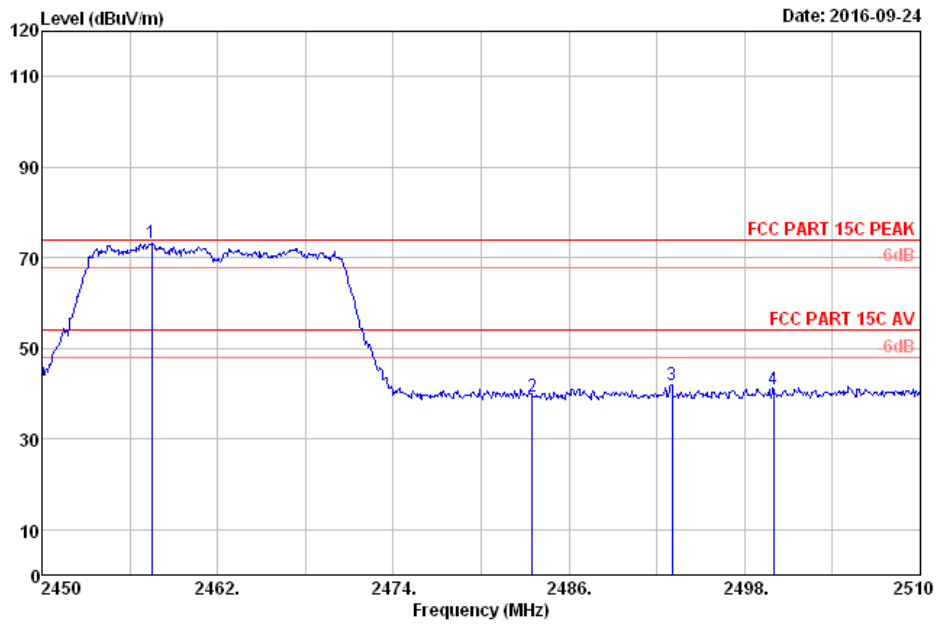
No.	Freq. (MHz)	Ant. Factor (dB/m)	Cable Loss (dB)	Reading (dBuV)	AMP factor (dB)	Emission Level (dBuV/m)	Limits (dBuV/m)	Margin (dB)	Remark
1	2327.25	28.19	8.26	40.70	36.39	40.76	74.00	33.24	Peak
2	2390.00	28.27	8.33	39.37	36.39	39.58	74.00	34.42	Peak
3	2400.00	28.28	8.34	46.88	36.39	47.11	74.00	26.89	Peak
4	2404.30	28.29	8.34	74.45	36.39	74.69	74.00	-0.69	Peak

Remarks: 1. Emission Level= Antenna Factor + Cable Loss + Reading - Amp Factor
2. The emission levels that are 20dB below the official limit are not reported.

High channel



No.6 Ke Feng Road,Block 52,
 ShenZhen Science & Industry Park
 Nantou, ShenZhen, GuangDong, China
 Tel:+86-755-26639495-7
 Fax:+86-755-26632877
 Postcode:518057



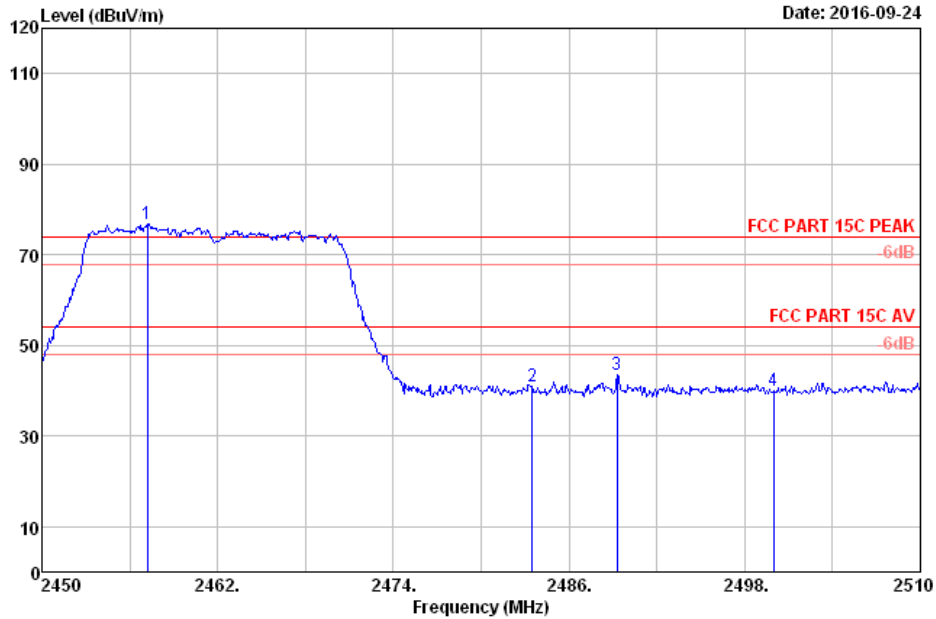
Site no. : 3m Chamber
 Dis. / Ant. : 3m 2015 3115-4877
 Limit : FCC PART 15C PEAK
 Env. / Ins. : 22.6°C/51.2%
 EUT : Smart Nursery Alert Sensor
 Power rating : DC 3.0V via 'AAA'*2 batteries
 Test Mode : IEEE802.11nHT20 2462MHz Tx
 M/N:MBP81SN
 Data no. : 11
 Ant. pol. : VERTICAL
 Pre : 101.2kPa
 Engineer : Lynn

No.	Freq. (MHz)	Ant. Factor (dB/m)	Cable Loss (dB)	Reading (dBuV)	AMP factor (dB)	Emission Level (dBuV/m)	Limits (dBuV/m)	Margin (dB)	Remark
1	2457.50	28.35	8.40	72.76	36.38	73.13	74.00	0.87	Peak
2	2483.50	28.38	8.42	38.97	36.38	39.39	74.00	34.61	Peak
3	2493.02	28.39	8.43	41.46	36.38	41.90	74.00	32.10	Peak
4	2500.00	28.40	8.44	40.36	36.38	40.82	74.00	33.18	Peak

Remarks: 1. Emission Level= Antenna Factor + Cable Loss + Reading - Amp Factor
 2. The emission levels that are 20dB below the official limit are not reported.



No.6 Ke Feng Road,Block 52,
ShenZhen Science & Industry Park
Nantou, ShenZhen, GuangDong, China
Tel:+86-755-26639495-7
Fax:+86-755-26632877
Postcode:518057



Site no. : 3m Chamber
Dis. / Ant. : 3m 2015 3115-4877
Limit : FCC PART 15C PEAK
Env. / Ins. : 22.6°C/51.2%
EUT : Smart Nursery Alert Sensor
Power rating : DC 3.0V via 'AAA'*2 batteries
Test Mode : IEEE802.11nHT20 2462MHz Tx
M/N:MBP81SN

Data no. : 12
Ant. pol. : HORIZONTAL
Pre : 101.2kPa
Engineer : Lynn

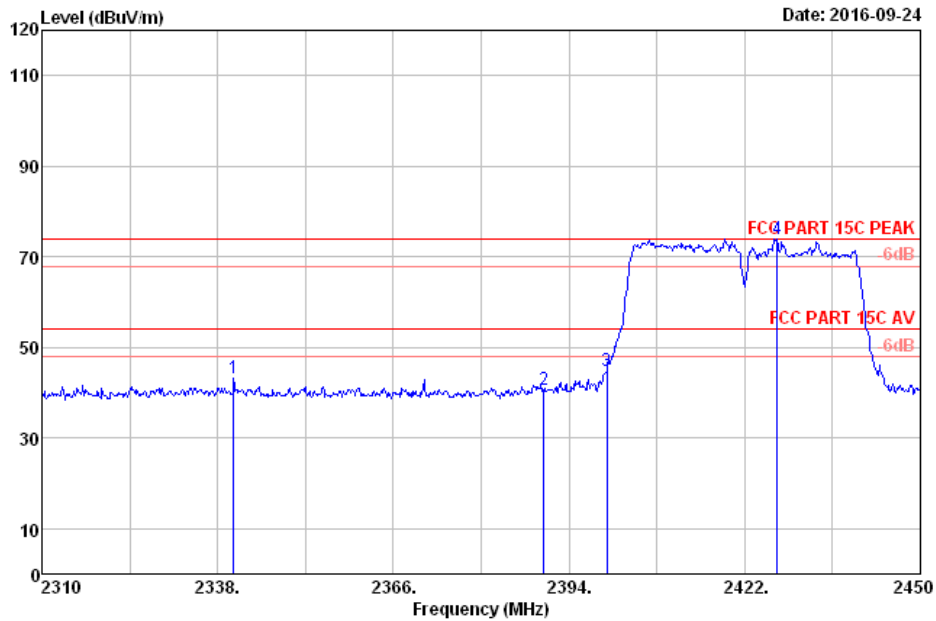
No.	Freq. (MHz)	Ant. Factor (dB/m)	Cable Loss (dB)	Reading (dBuV)	AMP factor (dB)	Emission Level (dBuV/m)	Limits (dBuV/m)	Margin (dB)	Remark
1	2457.20	28.35	8.40	76.48	36.38	76.85	74.00	-2.85	Peak
2	2483.50	28.38	8.42	40.44	36.38	40.86	74.00	33.14	Peak
3	2489.30	28.39	8.43	43.17	36.38	43.61	74.00	30.39	Peak
4	2500.00	28.40	8.44	39.40	36.38	39.86	74.00	34.14	Peak

Remarks: 1. Emission Level= Antenna Factor + Cable Loss + Reading - Amp Factor
2. The emission levels that are 20dB below the official limit are not reported.

Wi-Fi 802.11 n(HT40) mode, MCS7 Mbps
Low channel



No.6 Ke Feng Road,Block 52,
ShenZhen Science & Industry Park
Nantou, ShenZhen, GuangDong, China
Tel:+86-755-26639495-7
Fax:+86-755-26632877
Postcode:518057



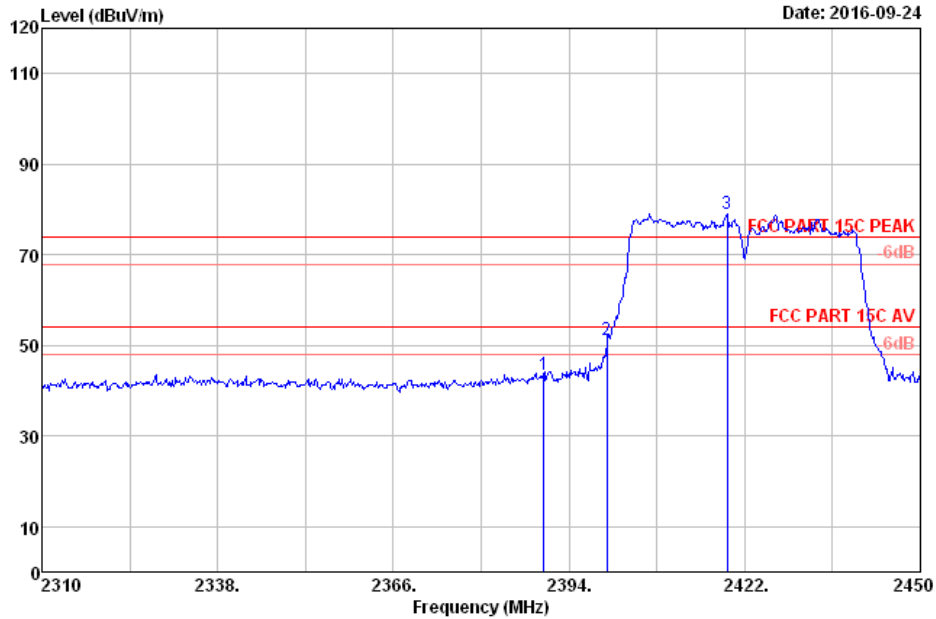
Site no. : 3m Chamber
Dis. / Ant. : 3m 2015 3115-4877
Limit : FCC PART 15C PEAK
Env. / Ins. : 22.6°C/51.2%
EUT : Smart Nursery Alert Sensor
Power rating : DC 3.0V via 'AAA'*2 batteries
Test Mode : IEEE802.11nHT40 2422MHz Tx
M/N: MBP81SN
Data no. : 13
Ant. pol. : VERTICAL
Pre : 101.2kPa
Engineer : Lynn

No.	Freq. (MHz)	Ant. Factor (dB/m)	Cable Loss (dB)	Reading (dBuV)	AMP factor (dB)	Emission Level (dBuV/m)	Limits (dBuV/m)	Margin (dB)	Remark
1	2340.52	28.21	8.28	42.95	36.39	43.05	74.00	30.95	Peak
2	2390.00	28.27	8.33	40.45	36.39	40.66	74.00	33.34	Peak
3	2400.00	28.28	8.34	44.61	36.39	44.84	74.00	29.16	Peak
4	2427.18	28.31	8.37	73.75	36.38	74.05	74.00	-0.05	Peak

Remarks: 1. Emission Level= Antenna Factor + Cable Loss + Reading - Amp Factor
2. The emission levels that are 20dB below the official limit are not reported.



No.6 Ke Feng Road,Block 52,
ShenZhen Science & Industry Park
Nantou, ShenZhen, GuangDong, China
Tel:+86-755-26639495-7
Fax:+86-755-26632877
Postcode:518057



Date: 2016-09-24

Site no. : 3m Chamber
Dis. / Ant. : 3m 2015 3115-4877
Limit : FCC PART 15C PEAK
Env. / Ins. : 22.6°C/51.2%
EUT : Smart Nursery Alert Sensor
Power rating : DC 3.0V via 'AAA'*2 batteries
Test Mode : IEEE802.11nHT40 2422MHz Tx
M/N: MBP81SN

Data no. : 14
Ant. pol. : HORIZONTAL
Pre : 101.2kPa
Engineer : Lynn

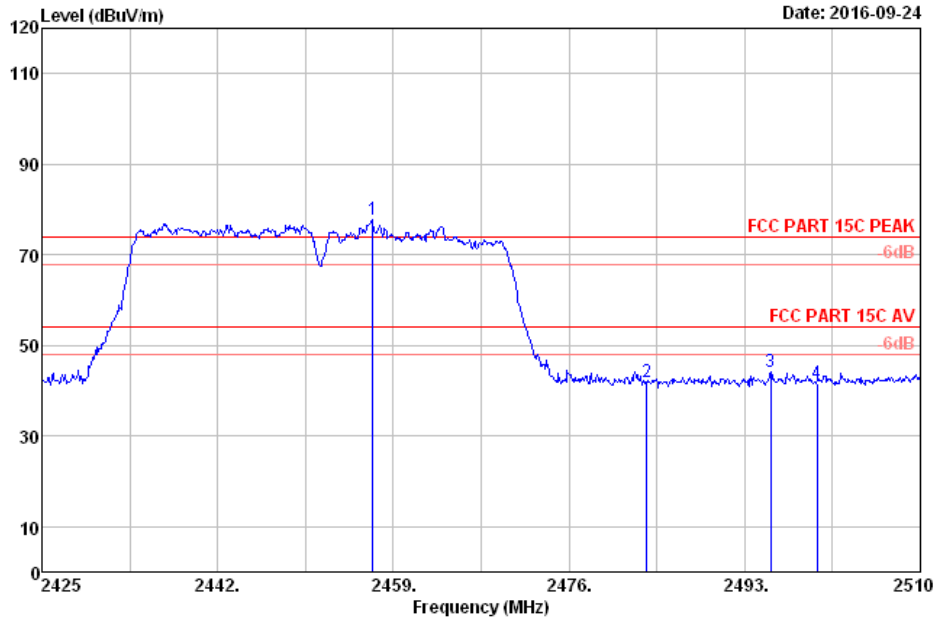
No.	Freq. (MHz)	Ant. Factor (dB/m)	Cable Loss (dB)	Reading (dBuV)	AMP factor (dB)	Emission Level (dBuV/m)	Limits (dBuV/m)	Margin (dB)	Remark
1	2390.00	28.27	8.33	43.32	36.39	43.53	74.00	30.47	Peak
2	2400.00	28.28	8.34	50.83	36.39	51.06	74.00	22.94	Peak
3	2419.20	28.30	8.36	78.72	36.38	79.00	74.00	-5.00	Peak

Remarks: 1. Emission Level= Antenna Factor + Cable Loss + Reading - Amp Factor
2. The emission levels that are 20dB below the official limit are not reported.

High channel



No.6 Ke Feng Road,Block 52,
ShenZhen Science & Industry Park
Nantou, ShenZhen, GuangDong, China
Tel:+86-755-26639495-7
Fax:+86-755-26632877
Postcode:518057



Site no. : 3m Chamber
Dis. / Ant. : 3m 2015 3115-4877
Limit : FCC PART 15C PEAK
Env. / Ins. : 22.6°C/51.2%
EUT : Smart Nursery Alert Sensor
Power rating : DC 3.0V via 'AAA'*2 batteries
Test Mode : IEEE802.11nHT40 2452MHz Tx
M/N: MBP81SN

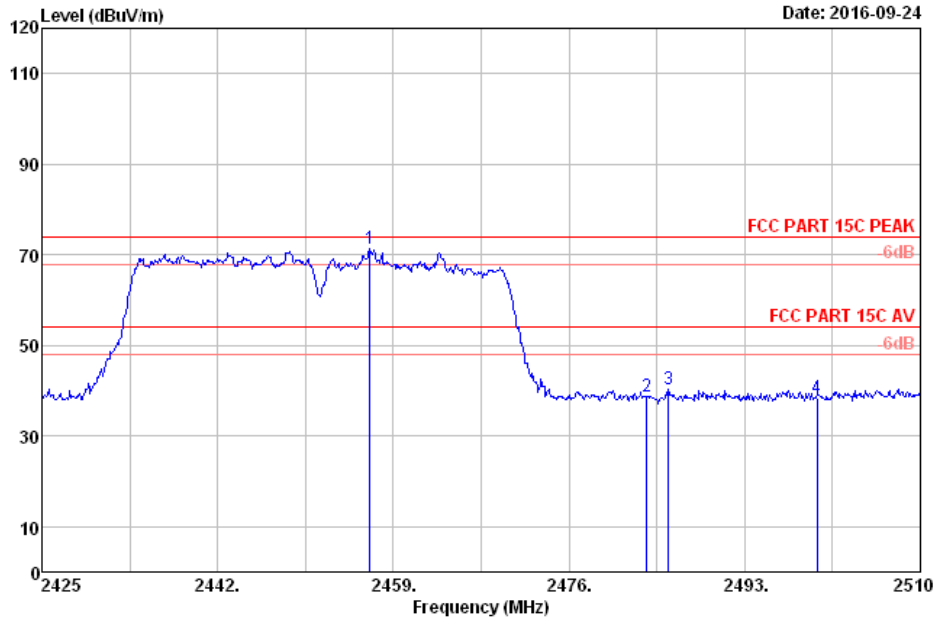
Data no. : 15
Ant. pol. : HORIZONTAL
Pre : 101.2kPa
Engineer : Lynn

No.	Freq. (MHz)	Ant. Factor (dB/m)	Cable Loss (dB)	Reading (dBuV)	AMP factor (dB)	Emission Level (dBuV/m)	Limits (dBuV/m)	Margin (dB)	Remark
1	2457.05	28.35	8.40	77.29	36.38	77.66	74.00	-3.66	Peak
2	2483.50	28.38	8.42	41.47	36.38	41.89	74.00	32.11	Peak
3	2495.55	28.39	8.44	43.80	36.38	44.25	74.00	29.75	Peak
4	2500.00	28.40	8.44	41.14	36.38	41.60	74.00	32.40	Peak

Remarks: 1. Emission Level= Antenna Factor + Cable Loss + Reading - Amp Factor
2. The emission levels that are 20dB below the official limit are not reported.



No.6 Ke Feng Road,Block 52,
ShenZhen Science & Industry Park
Nantou, ShenZhen, GuangDong, China
Tel:+86-755-26639495-7
Fax:+86-755-26632877
Postcode:518057



Site no. : 3m Chamber
Dis. / Ant. : 3m 2015 3115-4877
Limit : FCC PART 15C PEAK
Env. / Ins. : 22.6°C/51.2%
EUT : Smart Nursery Alert Sensor
Power rating : DC 3.0V via 'AAA'*2 batteries
Test Mode : IEEE802.11nHT40 2452MHz Tx
M/N:MBP81SN

Data no. : 16
Ant. pol. : VERTICAL
Pre : 101.2kPa
Engineer : Lynn

No.	Freq. (MHz)	Ant. Factor (dB/m)	Cable Loss (dB)	Reading (dBuV)	AMP factor (dB)	Emission Level (dBuV/m)	Limits (dBuV/m)	Margin (dB)	Remark
1	2456.71	28.35	8.40	71.04	36.38	71.41	74.00	2.59	Peak
2	2483.50	28.38	8.42	38.21	36.38	38.63	74.00	35.37	Peak
3	2485.61	28.38	8.43	39.77	36.38	40.20	74.00	33.80	Peak
4	2500.00	28.40	8.44	38.08	36.38	38.54	74.00	35.46	Peak

Remarks: 1. Emission Level= Antenna Factor + Cable Loss + Reading - Amp Factor
2. The emission levels that are 20dB below the official limit are not reported.