
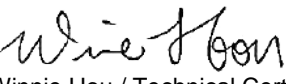


<b>Prüfbericht-Nr.:</b> <i>Test report No.:</i>	<b>50061619 001</b>	<b>Auftrags-Nr.:</b> <i>Order No.:</i>	164075510	Seite 1 von 26 <i>Page 1 of 26</i>	
<b>Kunden-Referenz-Nr.:</b> <i>Client reference No.:</i>	N/A	<b>Auftragsdatum:</b> <i>Order date.:</i>	09.10.2016		
<b>Auftraggeber:</b> <i>Client:</i>	<b>Binatone Electronics International Ltd.</b> Floor 23A, 9 Des Voeux Road West, Sheung Wan, Hong Kong				
<b>Prüfgegenstand:</b> <i>Test item:</i>	2.8" Video Baby Monitor With Wi-Fi Internet Viewing (Parent Unit)				
<b>Bezeichnung / Typ-Nr.:</b> <i>Identification / Type No.:</i>	MBP667CONNECTPU (motorola)				
<b>Auftrags-Inhalt:</b> <i>Order content:</i>	FCC and IC approval				
<b>Prüfgrundlage:</b> <i>Test specification:</i>	CFR47 FCC Part 15: Subpart C Section 15.247 RSS-247 Issue 1 May 2015 CFR47 FCC Part 15: Subpart C Section 15.207 RSS-Gen Issue 4 November 2014 CFR47 FCC Part 15: Subpart C Section 15.209 ICES-003 Issue 6 January 2016 CFR47 FCC Part 15: Subpart B Section 15.107 RSS-102 Issue 5 March 2015 CFR47 FCC Part 15: Subpart B Section 15.109 CFR47 FCC Part 2: Section 2.1091				
<b>Wareneingangsdatum:</b> <i>Date of receipt:</i>	09.10.2016	Please refer to photo documents			
<b>Prüfmuster-Nr.:</b> <i>Test sample No.:</i>	A000405259 009-010				
<b>Prüfzeitraum:</b> <i>Testing period:</i>	09.10.2016 - 16.12.2016				
<b>Ort der Prüfung:</b> <i>Place of testing:</i>	Audix Technology (Shenzhen) Co., Ltd.				
<b>Prüflaboratorium:</b> <i>Testing laboratory:</i>	TÜV Rheinland (Shenzhen) Co., Ltd.				
<b>Prüfergebnis*:</b> <i>Test result*:</i>	Pass				
<b>geprüft von / tested by:</b>		<b>kontrolliert von / reviewed by:</b>			
04.01.2017  Ryan Yang / Senior Project Engineer		04.01.2017  Winnie Hou / Technical Certifier			
<b>Datum</b> <i>Date</i>	<b>Name/Stellung</b> <i>Name/Position</i>	<b>Unterschrift</b> <i>Signature</i>	<b>Datum</b> <i>Date</i>	<b>Name/Stellung</b> <i>Name/Position</i>	<b>Unterschrift</b> <i>Signature</i>
<b>Sonstiges / Other:</b> FCC ID: VLJ-MBP667PU IC: 4522A-MBP667PU HVIN: MBP667CONNECTPU					
<b>Zustand des Prüfgegenstandes bei Anlieferung:</b> <i>Condition of the test item at delivery:</i>			Prüfmuster vollständig und unbeschädigt <i>Test item complete and undamaged:</i>		
* Legende: 1 = sehr gut 2 = gut 3 = befriedigend 4 = ausreichend 5 = mangelhaft P(ass) = entspricht o.g. Prüfgrundlage(n) F(ail) = entspricht nicht o.g. Prüfgrundlage(n) N/A = nicht anwendbar N/T = nicht getestet Legend: 1 = very good 2 = good 3 = satisfactory 4 = sufficient 5 = poor P(ass) = passed a.m. test specifications(s) F(ail) = failed a.m. test specifications(s) N/A = not applicable N/T = not tested					
<b>Dieser Prüfbericht bezieht sich nur auf das o.g. Prüfmuster und darf ohne Genehmigung der Prüfstelle nicht auszugsweise vervielfältigt werden. Dieser Bericht berechtigt nicht zur Verwendung eines Prüfzeichens.</b> <i>This test report only relates to the a. m. test sample. Without permission of the test center this test report is not permitted to be duplicated in extracts. This test report does not entitle to carry any test mark.</i>					

## Test Summary

**5.1.1 ANTENNA REQUIREMENT***RESULT: Pass***5.1.2 MAXIMUM PEAK CONDUCTED OUTPUT POWER***RESULT: Pass***5.1.3 99% BANDWIDTH***RESULT: Pass***5.1.4 CONDUCTED SPURIOUS EMISSIONS MEASURED IN 100 KHZ BANDWIDTH***RESULT: Pass***5.1.5 RADIATED SPURIOUS EMISSION***RESULT: Pass***5.1.6 20dB BANDWIDTH***RESULT: Pass***5.1.7 CARRIER FREQUENCY SEPARATION***RESULT: Pass***5.1.8 NUMBER OF HOPPING FREQUENCY***RESULT: Pass***5.1.9 TIME OF OCCUPANCY***RESULT: Pass***5.1.10 CONDUCTED EMISSION ON AC MAINS***RESULT: Pass***5.1.11 RADIATED EMISSION***RESULT: Pass***6.1.1 ELECTROMAGNETIC FIELDS***RESULT: Pass*

## Contents

<b>1</b>	<b>GENERAL REMARKS .....</b>	<b>5</b>
<b>1.1</b>	<b>COMPLEMENTARY MATERIALS .....</b>	<b>5</b>
<b>2</b>	<b>TEST SITES .....</b>	<b>5</b>
<b>2.1</b>	<b>TEST FACILITIES .....</b>	<b>5</b>
<b>2.2</b>	<b>LIST OF TEST AND MEASUREMENT INSTRUMENTS.....</b>	<b>6</b>
<b>2.3</b>	<b>TRACEABILITY .....</b>	<b>7</b>
<b>2.4</b>	<b>CALIBRATION .....</b>	<b>7</b>
<b>2.5</b>	<b>MEASUREMENT UNCERTAINTY.....</b>	<b>7</b>
<b>2.6</b>	<b>LOCATION OF ORIGINAL DATA.....</b>	<b>7</b>
<b>2.7</b>	<b>STATUS OF FACILITY USED FOR TESTING.....</b>	<b>7</b>
<b>3</b>	<b>GENERAL PRODUCT INFORMATION .....</b>	<b>8</b>
<b>3.1</b>	<b>PRODUCT FUNCTION AND INTENDED USE.....</b>	<b>8</b>
<b>3.2</b>	<b>RATINGS AND SYSTEM DETAILS .....</b>	<b>8</b>
<b>3.3</b>	<b>INDEPENDENT OPERATION MODES .....</b>	<b>9</b>
<b>3.4</b>	<b>NOISE GENERATING AND NOISE SUPPRESSING PARTS.....</b>	<b>9</b>
<b>3.5</b>	<b>SUBMITTED DOCUMENTS.....</b>	<b>9</b>
<b>4</b>	<b>TEST SET-UP AND OPERATION MODES .....</b>	<b>10</b>
<b>4.1</b>	<b>PRINCIPLE OF CONFIGURATION SELECTION .....</b>	<b>10</b>
<b>4.2</b>	<b>TEST OPERATION AND TEST SOFTWARE.....</b>	<b>10</b>
<b>4.3</b>	<b>SPECIAL ACCESSORIES AND AUXILIARY EQUIPMENT.....</b>	<b>10</b>
<b>4.4</b>	<b>COUNTERMEASURES TO ACHIEVE EMC COMPLIANCE.....</b>	<b>10</b>
<b>4.5</b>	<b>TEST SETUP DIAGRAM.....</b>	<b>11</b>
<b>5</b>	<b>TEST RESULTS .....</b>	<b>13</b>
<b>5.1</b>	<b>TRANSMITTER REQUIREMENT &amp; TEST SUITES .....</b>	<b>13</b>
<b>5.1.1</b>	<i>Antenna Requirement .....</i>	<i>13</i>
<b>5.1.2</b>	<i>Maximum Peak Conducted Output Power.....</i>	<i>14</i>
<b>5.1.3</b>	<i>99% Bandwidth .....</i>	<i>15</i>
<b>5.1.4</b>	<i>Conducted Spurious Emissions Measured in 100 kHz Bandwidth .....</i>	<i>16</i>
<b>5.1.5</b>	<i>Radiated Spurious Emission .....</i>	<i>17</i>
<b>5.1.6</b>	<i>20dB Bandwidth .....</i>	<i>18</i>
<b>5.1.7</b>	<i>Carrier Frequency Separation.....</i>	<i>19</i>
<b>5.1.8</b>	<i>Number of Hopping Frequency.....</i>	<i>20</i>
<b>5.1.9</b>	<i>Time of Occupancy .....</i>	<i>21</i>
<b>5.1.10</b>	<i>Conducted Emission on AC Mains .....</i>	<i>22</i>
<b>5.1.11</b>	<i>Radiated Emission.....</i>	<i>23</i>
<b>6</b>	<b>SAFETY HUMAN EXPOSURE .....</b>	<b>24</b>
<b>6.1</b>	<b>RADIO FREQUENCY EXPOSURE COMPLIANCE .....</b>	<b>24</b>
<b>6.1.1</b>	<i>Electromagnetic Fields.....</i>	<i>24</i>
<b>7</b>	<b>PHOTOGRAPHS OF THE TEST SET-UP .....</b>	<b>26</b>

<b>8</b>	<b>LIST OF TABLES.....</b>	<b>26</b>
----------	----------------------------	-----------

## 1 General Remarks

### 1.1 Complementary Materials

All attachments are integral parts of this test report. This applies especially to the following appendix:

Appendix A: Photographs of the Test Set-up

Appendix B: Test Results of General 2.4GHz wireless of Conducted Testing

Appendix C: Test Results of General 2.4GHz wireless of Radiated Testing

## 2 Test Sites

### 2.1 Test Facilities

**Audix Technology (Shenzhen) Co., Ltd.**

No. 6, Ke Feng Road, Block 52, Shenzhen Science & Industry Park, Nantou, Shenzhen, Guangdong, 518057 China

FCC Registration No.: 90454

Test site Industry Canada No.: 5183A-1

The tests at the test sites have been conducted under the supervision of a TÜV engineer.

## 2.2 List of Test and Measurement Instruments

**Table 1: List of Test and Measurement Equipment**

**Audix Technology (Shenzhen) Co., Ltd.**

<b>Radio Spectrum Test</b>				
<b>Equipment</b>	<b>Manufacturer</b>	<b>Model No.</b>	<b>Serial No.</b>	<b>Cal. Until</b>
Spectrum	Agilent	N9030A	MY51380221	14.10.2017
<b>Conducted Emission on AC Mains</b>				
<b>Equipment</b>	<b>Manufacturer</b>	<b>Model No.</b>	<b>Serial No.</b>	<b>Cal. Until</b>
Test Receiver	R&S	ESCI	100842	23.04.2017
L.I.S.N.#1	R&S	ESH2-Z5	100429	17.10.2017
L.I.S.N.#2	Kyoritsu	K NW-403D	8-1750-2	23.04.2017
Terminator	Hubersuhner	50Ω	No.1	04.05.2017
Terminator	Hubersuhner	50Ω	No.2	04.05.2017
RF Cable	MIYAZAKI	3D-2W	No.1	23.04.2017
Coaxial Switch	Anritsu	MP59B	6200766906	22.04.2017
<b>Spurious Emission, Below 1GHz</b>				
<b>Equipment</b>	<b>Manufacturer</b>	<b>Model No.</b>	<b>Serial No.</b>	<b>Cal. Until</b>
EMI Spectrum	Agilent	E4407B	MY41440292	23.04.2017
Test Receiver	R&S	ESVS10	834468/011	23.04.2017
Amplifier	HP	8447D	2648A04738	23.04.2017
Loop Antenna	Chase	HLA6120	1062	24.09.2017
Tri-log-Broadband Antenna	SCHWARZBECK	VULB 9168	9168-710	19.07.2017
RF Cable	MIYAZAKI	CFD400NL-LW	No.3	25.09.2017
Coaxial Switch	Anritsu	MP59B	6201397222	22.04.2017
Attenuator	EMCI	EMCI-N-6-06	AT-N0639	25.09.2017
<b>Spurious Emission, Above 1GHz</b>				
<b>Equipment</b>	<b>Manufacturer</b>	<b>Model No.</b>	<b>Serial No.</b>	<b>Cal. Until</b>
3#Chamber	AUDIX	N/A	N/A	20.05.2017
Spectrum Analyzer	Agilent	E4446A	US44300459	23.04.2017
Horn Antenna	ETS	3115	9510-4877	14.10.2017
Amplifier	Agilent	8449B	3008A02495	23.04.2017
RF Cable	Hubersuhner	SUCOFLEX106	505238/6	23.04.2017

## 2.3 Traceability

All measurement equipment calibrations are traceable to NIM (National Institute of Metrology) or where calibration is performed in other countries, to equivalent nationally recognized standards organizations.

## 2.4 Calibration

Equipment requiring calibration is calibrated periodically by the manufacturer or according to manufacturer's specifications. Additionally all equipment is verified for proper performance on a regular basis using in house standards or comparisons.

## 2.5 Measurement Uncertainty

The estimated combined standard uncertainty for radiated emissions and conducted emissions measurements as below table

Item	Uncertainty	Remark
Radiated Emission test in 3m chamber	±2.8 dB	Below 1GHz
Radiated Emission test in 3m chamber	±5.8 dB	Above 1GHz
Conducted Spurious emission test	±2.0 dB	
Output power test	±0.8 dB	
Power density test	±2.0 dB	
Bandwidth	±83 KHz	
Temperature	±3%	
humidity	±0.6°C	

## 2.6 Location of Original Data

The original copies of all test data taken during actual testing were attached at Appendix A & B & C of this report and delivered to the applicant. A copy has been retained in the TÜV Rheinland (Shenzhen) file for certification follow-up purposes.

## 2.7 Status of Facility Used for Testing

The Audix Technology (Shenzhen) Co., Ltd. Test facility located at No. 6, Ke Feng Road, Block 52, Shenzhen Science & Industry Park, Nantou, Shenzhen, Guangdong, 518057 China is listed on the US Federal Communications Commission list of facilities approved to perform measurements.

### 3 General Product Information

#### 3.1 Product Function and Intended Use

The EUT is a 2.8" Video Baby Monitor With Wi-Fi Internet Viewing (Parent Unit), it contains the baby unit and parent unit, the baby unit supports Wi-Fi 802.11 b/g/n and general 2.4GHz wireless technologies, and the parent unit only supports general 2.4GHz wireless technology.

For details refer to the User Manual, Technical Description and Circuit Diagram.

#### 3.2 Ratings and System Details

**Table 2: Technical Specification of EUT**

<b>General Information of EUT</b>	<b>Value</b>
Kind of Equipment	2.8" Video Baby Monitor With Wi-Fi Internet Viewing (Parent Unit)
Type Designation	MBP667CONNECTPU
Trade Mark	motorola
FCC ID	VLJ-MBP667PU
IC	4522A-MBP667PU
HVIN	MBP667CONNECTPU
Operating Voltage	DC 5.0V 600mA input via AC/DC adapter DC 3.6V 900mAh input via internal Ni-MH battery
Testing Voltage	AC 120V, 60Hz
AC/DC Adapter #1	Model: BLJ06W05060P1-U Input: AC 100-240V~50/60Hz, 150mA Output: DC 5.0V~600mA
AC/DC Adapter #2	Model: S003GU0500060 Input: AC 100-240V~50/60Hz, 150mA Output: DC 5.0V~600mA
Battery	Model: AAA DC 3.6V 900mAh, internal Ni-MH battery
<b>Technical Specification of general 2.4GHz wireless</b>	
Operating Frequency	2402 - 2477 MHz
Type of Modulation	GFSK
Channel Number	22 channels
Channel Separation	2 / 5 MHz
Antenna Type	Integral Antenna
Antenna Gain	0 dBi



**Table 3: RF Channel and Frequency of General 2.4GHz Wireless**

RF Channel	Frequency (MHz)	RF Channel	Frequency (MHz)	RF Channel	Frequency (MHz)
<b>CH02</b>	<b>2402</b>	CH30	2430	CH67	2467
CH04	2404	CH35	2435	CH69	2469
CH06	2406	<b>CH40</b>	<b>2440</b>	CH71	2471
CH08	2408	CH45	2445	CH73	2473
CH10	2410	CH50	2450	CH75	2475
CH15	2415	CH55	2455	<b>CH77</b>	<b>2477</b>
CH20	2420	CH60	2460	/	/
CH25	2425	CH65	2465	/	/

### 3.3 Independent Operation Modes

The basic operation modes are:

- A. On, General 2.4GHz wireless transmitting
  - 1. Low channel
  - 2. Middle channel
  - 3. High channel
- B. On, Transmitting on hopping channel
- C. On, General 2.4GHz wireless transmitting with AD/DC adapter
- D. On, Charging mode
- E. Off

### 3.4 Noise Generating and Noise Suppressing Parts

Refer to Circuit Diagram for further details.

### 3.5 Submitted Documents

- Application Form
- Block Diagram
- FCC/IC Label and Location Info
- Operation Description
- Photo Document
- Schematics
- User Manual

## 4 Test Set-up and Operation Modes

### 4.1 Principle of Configuration Selection

**Radio Spectrum:** The equipment under test (EUT) was configured at its highest power output in order to measure its highest possible radiation and conducted level. The test modes were adapted accordingly in reference to the instructions for use.

**Emission:** The equipment under test (EUT) was configured to measure its highest possible radiation level. The test modes were adapted accordingly in reference to the instructions for use.

### 4.2 Test Operation and Test Software

Test operation refers to test setup in chapter 5. All testing were performed according to the procedures in ANSI C63.10: 2013 and ANSI C63.4: 2014.

According to clause 3.2, Radio Spectrum and Radiated Spurious Emission tests were performed on model MBP667CONNECTPU with adapter #1, and Conducted Emission and Radiated Emission tests were performed on model MBP667CONNECTPU with adapter #1, #2 in this report.

### 4.3 Special Accessories and Auxiliary Equipment

Table 4: List of Accessories and Auxiliary Equipment

Description	Manufacturer	Model	S/N	Rating
Laptop	DELL	Laititude E6420	N/A	N/A
Digital Video Baby Monitor (Baby Unit)	VTech (Dongguan) Telecommunications Ltd.	MBP667CONNE CTBU	N/A	N/A

### 4.4 Countermeasures to Achieve EMC Compliance

The test sample which has been tested contained the noise suppression parts as described in the Technical Construction File (TCF).

No additional measures were employed to achieve compliance.

## 4.5 Test Setup Diagram

Diagram of Measurement Configuration for Radiation Test (Below 1GHz)

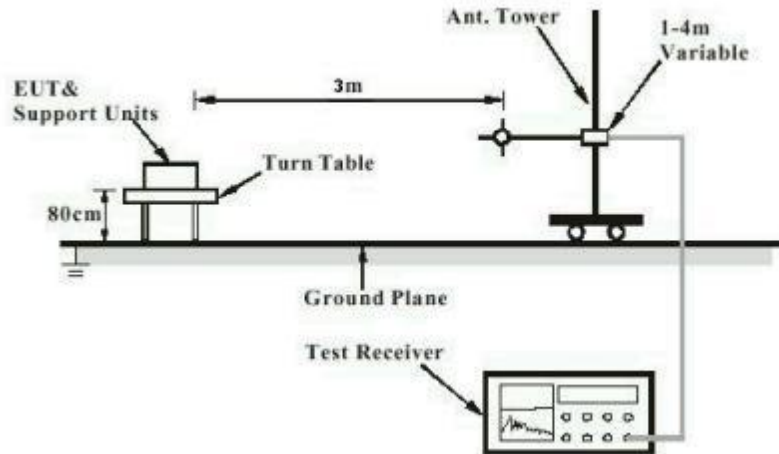


Diagram of Measurement Configuration for Radiation Test (Above 1GHz)

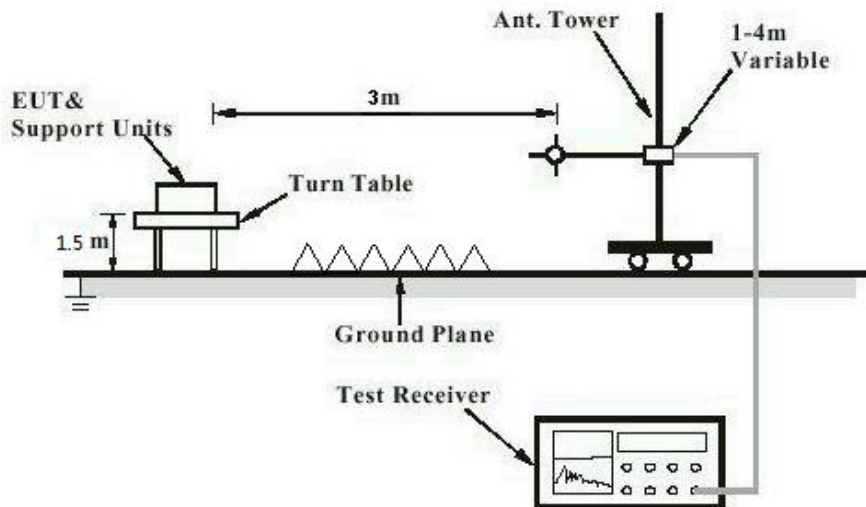


Diagram of Measurement Configuration for Mains Conduction Measurement

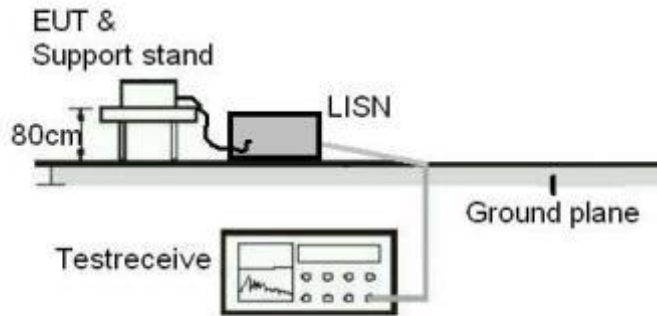
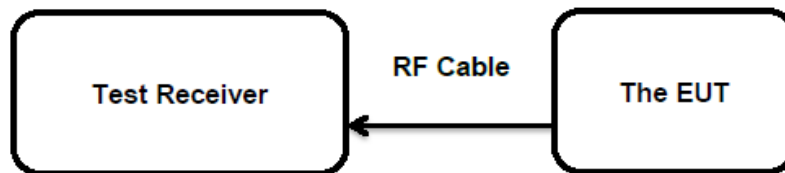


Diagram of Measurement Configuration for Conducted Transmitter Measurement



## 5 Test Results

### 5.1 Transmitter Requirement & Test Suites

#### 5.1.1 Antenna Requirement

RESULT:

Pass

##### Test Specification

Test standard : FCC Part 15.247(b)(4) and Part 15.203

According to the manufacturer declared, the EUT has an internal antenna, the directional gain of antenna is 0 dBi, and the antenna connector is designed with permanent attachment and no consideration of replacement. Therefore the EUT is considered sufficient to comply with the provision.

Therefore the EUT is considered sufficient to comply with the provision.

Refer to EUT Photo for further details.

### 5.1.2 Maximum Peak Conducted Output Power

**RESULT:****Pass****Test Specification**

Test standard : FCC Part 15.247(b)(1)  
RSS-247 Clause 5.4(2)  
Basic standard : ANSI C63.10: 2013  
Limits : 0.125 Watts  
Kind of test site : Shielded Room

**Test Setup**

Date of testing : 24.10.2016  
Input voltage : AC 120V, 60Hz  
Operation mode : A  
Test channel : Low / Middle / High  
Ambient temperature : 25 °C  
Relative humidity : 56 %  
Atmospheric pressure : 101 kPa

**Table 5: Test Result of Maximum Peak Conducted Output Power**

Test EUT	Frequency (MHz)	Measured Peak Output Power		Limit (W)
		(dBm)	(W)	
Parent Unit	2402	13.75	0.02371	< 0.125
	2440	13.70	0.02344	
	2477	14.66	0.02924	
<b>Maximum Measured Value</b>		14.66	0.02924	

Note: The cable loss is taken into account in results.

For the measurement records, refer to the appendix B.

### 5.1.3 99% Bandwidth

**RESULT:**
**Pass**
**Test Specification**

Test standard : RSS-Gen Clause 6.6  
 Basic standard : ANSI C63.10: 2013  
 Kind of test site : Shielded Room

**Test Setup**

Date of testing : 24.10.2016  
 Input voltage : AC 120V, 60Hz  
 Operation mode : A  
 Test channel : Low / Middle / High  
 Ambient temperature : 25 °C  
 Relative humidity : 56 %  
 Atmospheric pressure : 101 kPa

**Table 6: Test Result of 99% Bandwidth**

Test EUT	Frequency (MHz)	99% Bandwidth (MHz)	Limit (kHz)
Parent Unit	2402	2.467	/
	2440	2.491	
	2477	2.518	
<b>Maximum Measured Value</b>		2.518	

For the measurement records, refer to the appendix B.

### 5.1.4 Conducted Spurious Emissions Measured in 100 kHz Bandwidth

**RESULT:** **Pass****Test Specification**

Test standard	: FCC Part 15.247(d) RSS-247 Clause 5.5
Basic standard	: ANSI C63.10: 2013
Limits	: 20dB (below that in the 100kHz bandwidth within the band that contains the highest level of the desired power); In addition, radiated emissions which fall in the restricted bands, must also comply with the radiated emission limits specified in 15.209(a)
Kind of test site	: Shielded Room

**Test Setup**

Date of testing	: 24.10.2016
Input voltage	: AC 120V, 60Hz
Operation mode	: A
Test channel	: Low / Middle / High
Ambient temperature	: 25 °C
Relative humidity	: 56 %
Atmospheric pressure	: 101 kPa

Test results of 100kHz Bandwidth of Frequency Band Edge by Conducted method refer to test plots, and compliance is achieved as well.

For the measurement records, refer to the appendix B.



### 5.1.5 Radiated Spurious Emission

**RESULT:****Pass****Test Specification**

Test standard	: FCC Part 15.247(d) & FCC Part 15.205 RSS-247 Clause 3.3
Basic standard	: ANSI C63.10: 2013
Limits	: Refer to 15.209(a) of FCC part 15.247(d) RSS-Gen Issue 4 Table 4
Kind of test site	: 3m Semi-anechoic Chamber

**Test Setup**

Date of testing	: Refer to test result
Input voltage	: AC 120V, 60Hz
Operation mode	: A
Test channel	: Low / Middle / High
Ambient temperature	: 25 °C
Relative humidity	: 56 %
Atmospheric pressure	: 101 kPa

**Remark:**

Testing was carried out within frequency range 9kHz to the tenth harmonics. Only the worst case spurious emissions configuration of the each mode were reported.

For the measurement records, refer to the appendix C.

### 5.1.6 20dB Bandwidth

**RESULT:**
**Pass**
**Test Specification**

Test standard : FCC Part 15.247(a)(1)  
RSS-247 Clause 5.1(1)

Basic standard : ANSI C63.10: 2013

Kind of test site : Shielded Room

**Test Setup**

Date of testing : 24.10.2016

Input voltage : AC 120V, 60Hz

Operation mode : A

Test channel : Low / Middle / High

Ambient temperature : 25 °C

Relative humidity : 56 %

Atmospheric pressure : 101 kPa

**Table 7: Test Result of 20dB Bandwidth**

Test EUT	Frequency (MHz)	20dB Bandwidth (kHz)	2/3 of 20dB Bandwidth (kHz)	Limit (MHz)
Parent Unit	2402	2735.00	1823.333	/
	2440	2718.00	1812.000	
	2477	2663.00	1775.333	
<b>Maximum Measured Value</b>		2735.00	1823.333	/

For the measurement records, refer to the appendix B.

### 5.1.7 Carrier Frequency Separation

RESULT:

Pass

**Test Specification**

Test standard	: FCC Part 15.247(a)(1) RSS-247 Clause 5.1(2)
Basic standard	: ANSI C63.10: 2013
Limits	: $\geq 25\text{kHz}$ or 2/3 of 20dB bandwidth, whichever is greater
Kind of test site	: Shielded Room

**Test Setup**

Date of testing	: Refer to test result
Input voltage	: AC 120V, 60Hz
Operation mode	: B
Test channel	: Low / Middle / High
Ambient temperature	: 25 °C
Relative humidity	: 56 %
Atmospheric pressure	: 101 kPa

**Table 8: Test Result of Carrier Frequency Separation**

Test EUT	Test Channel	Frequency (MHz)	Measured Channel Separation (KHz)	Limit (kHz)
Parent Unit	Low Channel	2402	2000.0	$\geq 25\text{kHz}$ or 2/3 of 20dB bandwidth
	Adjacency Channel	2404		
	Middle Channel	2440	5004.0	
	Adjacency Channel	2435		
	High Channel	2477	2000.0	
	Adjacency Channel	2475		

Note: The limit is maximum 2/3 of the 20 dB bandwidth: 1823.333 KHz.

For the measurement records, refer to the appendix B.

### 5.1.8 Number of Hopping Frequency

**RESULT:****Pass****Test Specification**

Test standard : FCC part 15.247(a)(1)(iii)  
RSS-247 Clause 5.1(4)  
Basic standard : ANSI C63.10: 2013  
Limits :  $\geq 15$  non-overlapping channels  
Kind of test site : Shielded Room

**Test Setup**

Date of testing : Refer to test result  
Input voltage : AC 120V, 60Hz  
Operation mode : B  
Ambient temperature : 25 °C  
Relative humidity : 56 %  
Atmospheric pressure : 101 kPa

**Table 9: Test Result of Number of Hopping Frequency**

Test EUT	Frequency Range	Measured Quantity of Hopping Channel	Limit
Parent Unit	2402 - 2477 MHz	22	$\geq 15$

For the measurement records, refer to the appendix B.

### 5.1.9 Time of Occupancy

**RESULT:**
**Pass**
**Test Specification**

Test standard : FCC part 15.247(a)(1)(iii)  
 RSS-247 Clause 5.1(4)  
 Basic standard : ANSI C63.10: 2013  
 Limits : < 0.4s  
 Kind of test site : Shielded Room

**Test Setup**

Date of testing : Refer to test result  
 Input voltage : AC 120V, 60Hz  
 Operation mode : B  
 Test channel : Low / Middle / High  
 Ambient temperature : 25 °C  
 Relative humidity : 56 %  
 Atmospheric pressure : 101 kPa

**Table 10: Test Result of Time of Occupancy**

Test EUT	Frequency (MHz)	Pulse width (ms)	Number of Channels	Measured Dwell time (s)	Limit (s)
Parent Unit	2402	0.261	146	0.038	0.4s
	2440	0.261	146	0.038	
	2477	0.261	146	0.038	

Note:

$$\text{Dwell time} = \text{Pulse width} \times \text{Number of channels in Period}$$

$$\text{Period} = 0.4 \text{ (seconds/ channel)} \times 22 \text{ (channel)} = 8.8 \text{ seconds}$$

For the measurement records, refer to the appendix B.

**5.1.10 Conducted Emission on AC Mains****RESULT:****Pass****Test Specification**

Test standard	: FCC Part 15.207(a) & FCC Part 15.107(a) RSS-Gen Clause 8.8 & ICES-003
Basic standard	: ANSI C63.10: 2013 & ANSI C63.4: 2014
Frequency range	: 0.15 – 30MHz
Limits	: FCC Part 15.207(a) & FCC Part 15.107(a) RSS-Gen Table 3 & ICES-003 Table 2
Kind of test site	: Shielded Room

**Test Setup**

Date of testing	: Refer to test result
Input voltage	: AC 120V, 60Hz
Operation mode	: C, D
Earthing	: Not connected
Ambient temperature	: 24 °C
Relative humidity	: 53 %
Atmospheric pressure	: 101 kPa

For the measurement records, refer to the appendix C.

**5.1.11 Radiated Emission****RESULT:****Pass****Test Specification**

Test standard	: FCC Part 15.109(a) ICES-003
Basic standard	: ANSI C63.4: 2014
Frequency range	: 30 - 6000MHz
Classification	: Class B
Limits	: FCC Part 15.109(a) ICES-003 Table 5 & Table 7
Kind of test site	: 3m Semi-anechoic Chamber

**Test Setup**

Date of testing	: Refer to test result
Input voltage	: AC 120V, 60Hz
Operation mode	: D
Earthing	: Not connected
Ambient temperature	: 24 °C
Relative humidity	: 48 %
Atmospheric pressure	: 101 kPa

For the measurement records, refer to the appendix C.

## 6 Safety Human Exposure

### 6.1 Radio Frequency Exposure Compliance

#### 6.1.1 Electromagnetic Fields

RESULT:

Pass

##### Test Specification

Test standard : CFR47 FCC Part 2: Section 2.1091  
CFR47 FCC Part 1: Section 1.1310  
FCC KDB Publication 447498 v06  
FCC KDB Publication 865664 D02 v01r02  
OET Bulletin 65 (Edition 97-01)  
RSS-102 Issue 5 March 2015

##### ➤ FCC requirements

**FCC requirement:** Systems operating under the provisions of this section shall be operated in a manner that ensures that the public is not exposed to radio frequency energy level in excess limit for maximum permissible exposure. In accordance with 47 CFR FCC Part 2 Subpart J, section 2.1091 this device has been defined as a mobile device whereby a distance of 20cm normally can be maintained between the user and the device.

##### MPE Calculation Method according to OET Bulletin 65

Power Density:  $S_{(mW/cm^2)} = PG/4\pi R^2$  or  $EIRP/4\pi R^2$

Where:

S = power density (mW/cm<sup>2</sup>)

P = power input to the antenna (mW)

G = power gain of the antenna in the direction of interest relative to an isotropic radiator

R = distance to the center of radiation of the antenna (cm)

##### The nominal maximum conducted output power specified:

2.4GHz FHSS: 15.00 dBm

From the peak RF output power, the minimum mobile separation distance, d=20 cm, as well as the antenna gain (Max. 0.0 dBi for 2.4GHz FHSS), the RF power density can be calculated as below:

For 2.4GHz FHSS:  $S_{(mW/cm^2)} = PG/4\pi R^2 = 0.010$  mW/cm<sup>2</sup>

##### Limits for Maximum Permissible Exposure (MPE) according to FCC Part 1.1310:

1.0 mW/cm<sup>2</sup>



- **IC requirements:** The EUT shall comply with the requirement of RSS-102 section 2.5.2.

**Exemption from Routine Evaluation Limits – RF Exposure Evaluation**

RF exposure evaluation is required if the separation distance between the user and/or bystander and the device's radiating element is greater than 20 cm, except when the device operates as follows:

at or above 300 MHz and below 6 GHz and the source-based, time-averaged maximum e.i.r.p. of the device is equal to or less than  $1.31 \times 10^{-2} f^{0.6834}$  W (adjusted for tune-up tolerance), where  $f$  is in MHz;

- RF exposure evaluation exempted power for 2.4GHz FHSS: 2.679 W

**The nominal maximum conducted output power specified:**

2.4GHz FHSS: 15.00 dBm

Antenna Gain: 0.0 dBi for 2.4GHz FHSS

The Max. e.i.r.p. for 2.4GHz FHSS = 17.00 dBm  $\approx$  0.050 W is less than the RF exposure evaluation exempted power. So RF exposure evaluation is not required.

**“RF Radiation Exposure Statement Caution: This Transmitter must be installed to provide a separation distance of at least 20 cm from all persons.”**

## 7 Photographs of the Test Set-Up

For photographs of the test set-up, refer to the appendix A.

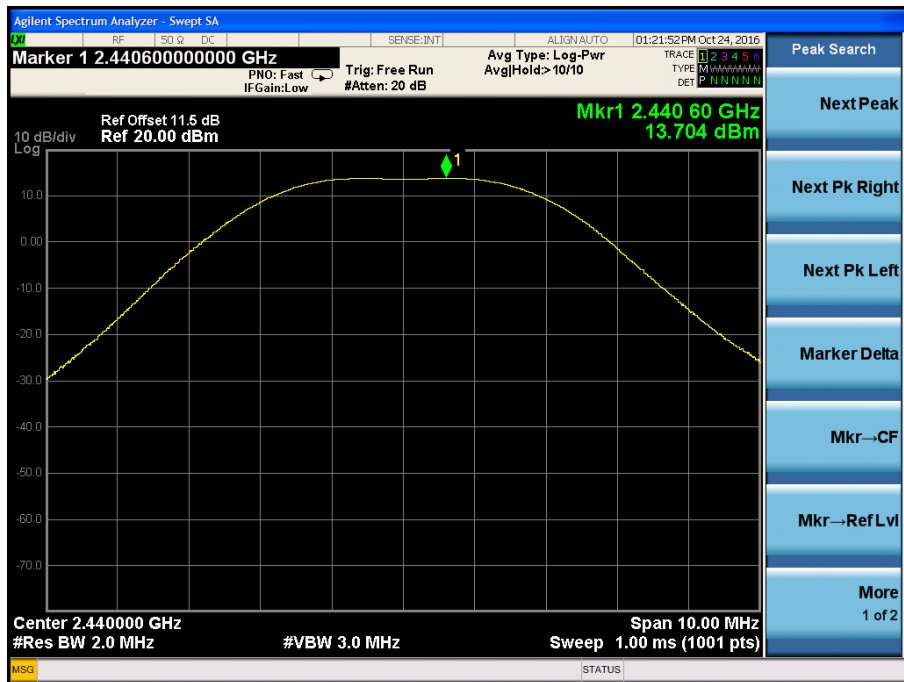
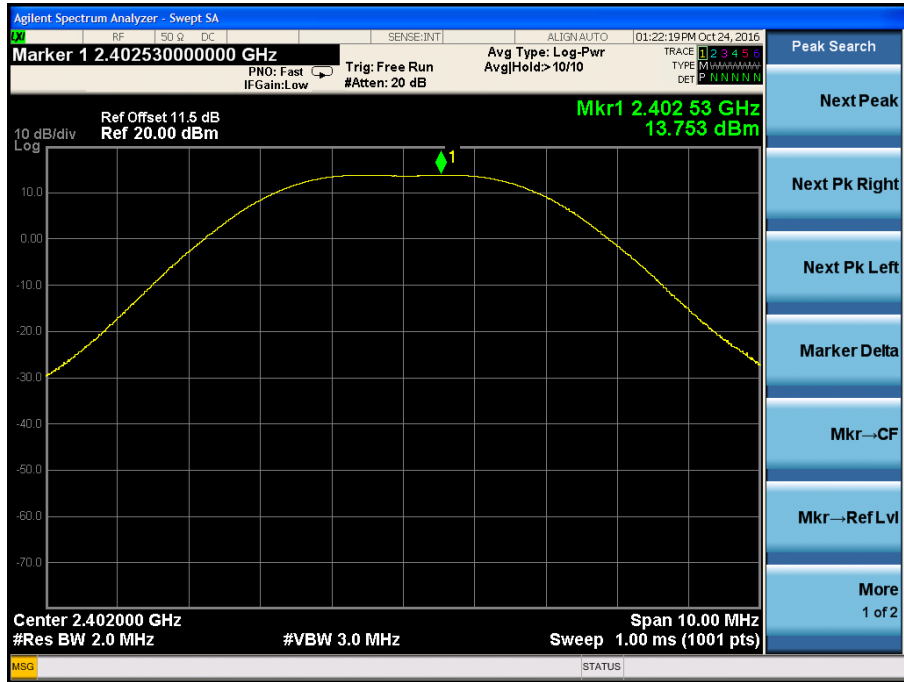
## 8 List of Tables

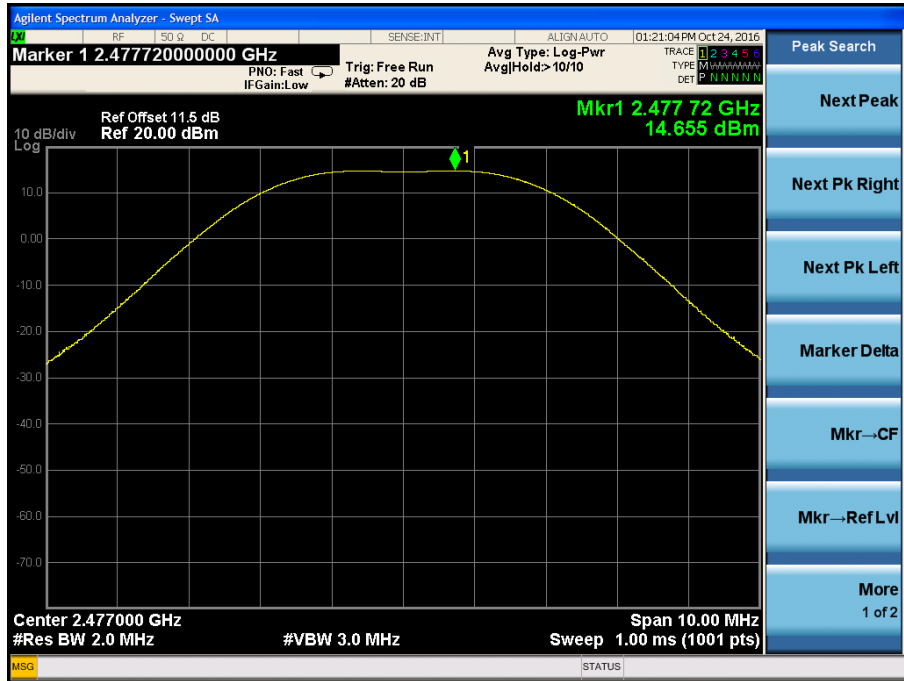
Table 1: List of Test and Measurement Equipment.....	6
Table 2: Technical Specification of EUT .....	8
Table 3: RF Channel and Frequency of General 2.4GHz Wireless .....	9
Table 4: List of Accessories and Auxiliary Equipment.....	10
Table 5: Test Result of Maximum Peak Conducted Output Power.....	14
Table 6: Test Result of 99% Bandwidth .....	15
Table 7: Test Result of 20dB Bandwidth.....	18
Table 8: Test Result of Carrier Frequency Separation .....	19
Table 9: Test Result of Number of Hopping Frequency .....	20
Table 10: Test Result of Time of Occupancy .....	21

## Appendix B: Test Results of Conducted Testing

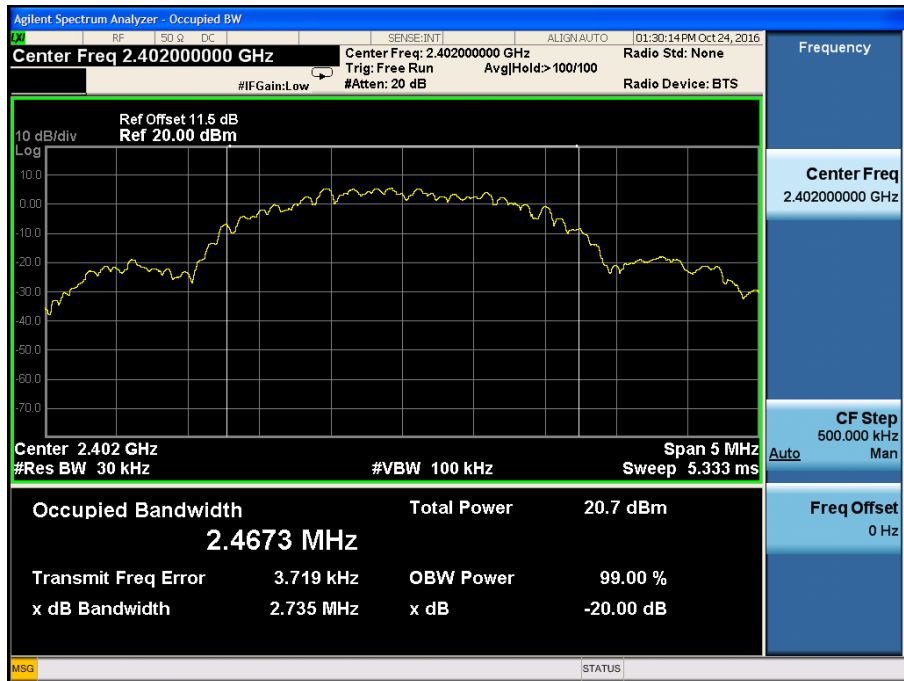
<b>APPENDIX B: TEST RESULTS OF CONDUCTED TESTING .....</b>	<b>1</b>
<b>APPENDIX B.1: MAXIMUM PEAK CONDUCTED OUTPUT POWER .....</b>	<b>2</b>
<b>APPENDIX B.2: 20dB BANDWIDTH &amp; 99% BANDWIDTH .....</b>	<b>3</b>
<b>APPENDIX B.3: CONDUCTED SPURIOUS EMISSIONS MEASURED IN 100 KHz BANDWIDTH.....</b>	<b>5</b>
<i>Low Channel.....</i>	<i>5</i>
<i>Middle Channel.....</i>	<i>6</i>
<i>High Channel.....</i>	<i>7</i>
<b>Band Edge.....</b>	<b>8</b>
<b>APPENDIX B.4: CARRIER FREQUENCY SEPARATION .....</b>	<b>10</b>
<b>APPENDIX B.5: NUMBER OF HOPPING FREQUENCY .....</b>	<b>11</b>
<b>APPENDIX B.6: TIME OF OCCUPANCY .....</b>	<b>12</b>
<i>Low Channel.....</i>	<i>12</i>
<i>Middle Channel.....</i>	<i>13</i>
<i>High Channel.....</i>	<i>14</i>

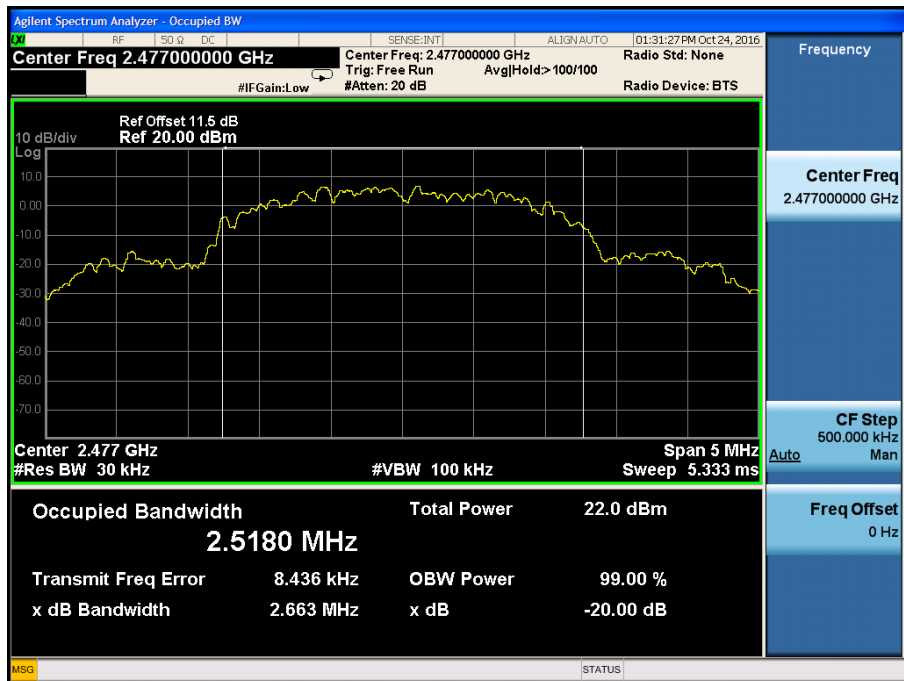
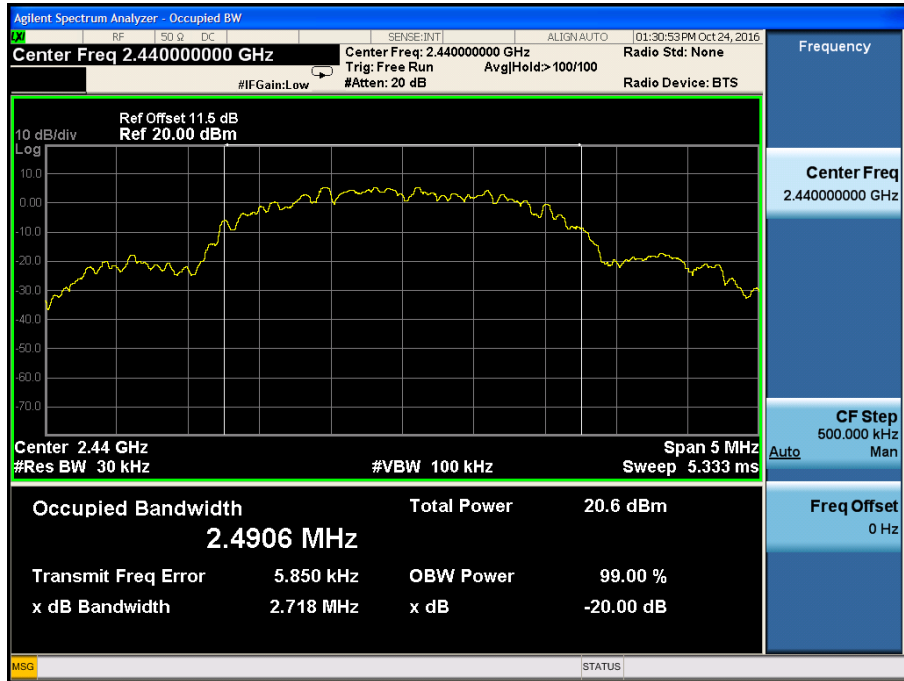
### Appendix B.1: Maximum Peak Conducted Output Power





### Appendix B.2: 20dB Bandwidth & 99% Bandwidth







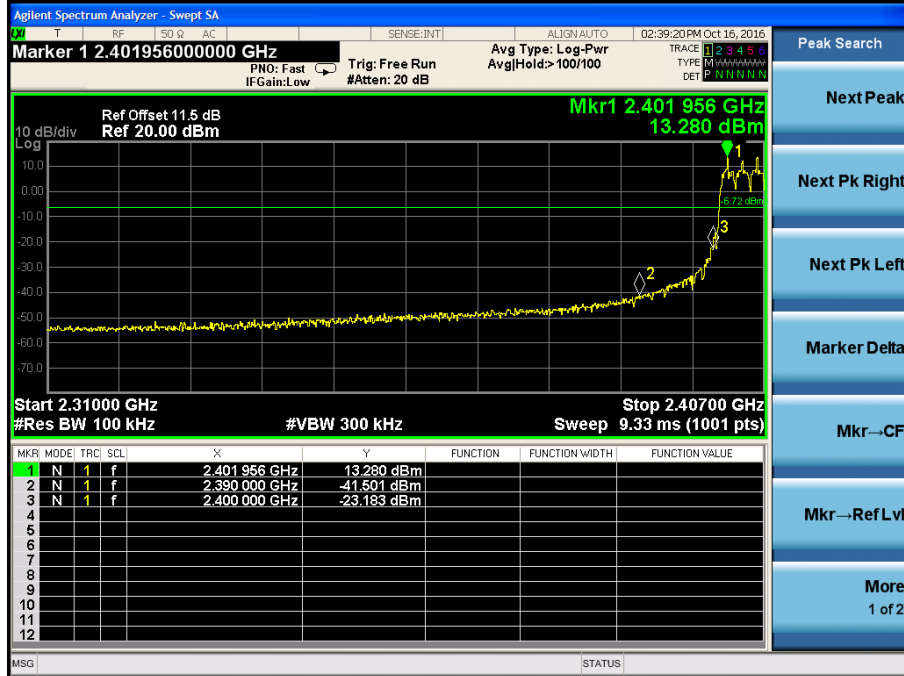






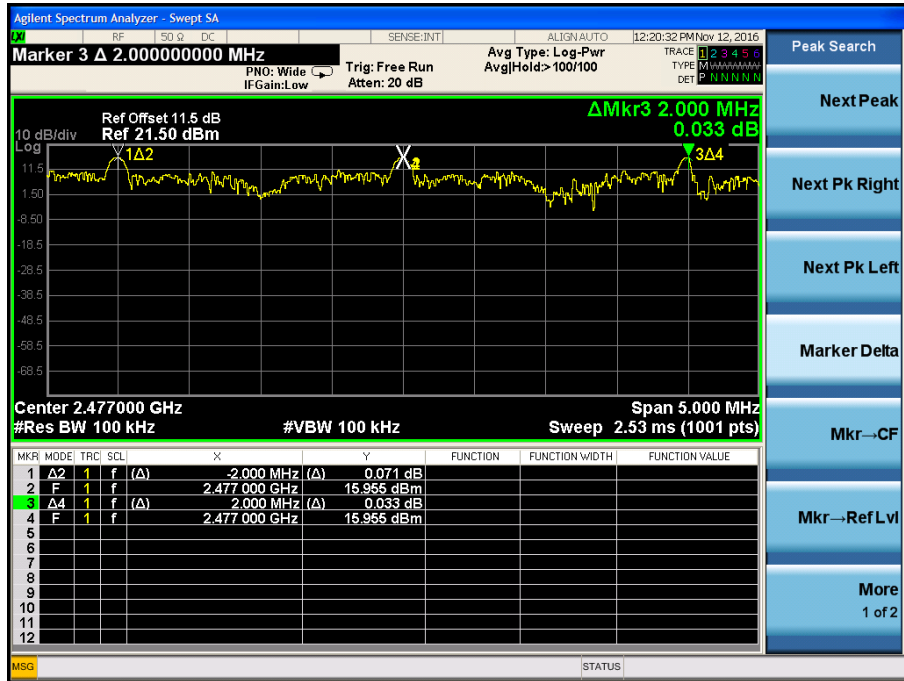


High Channel

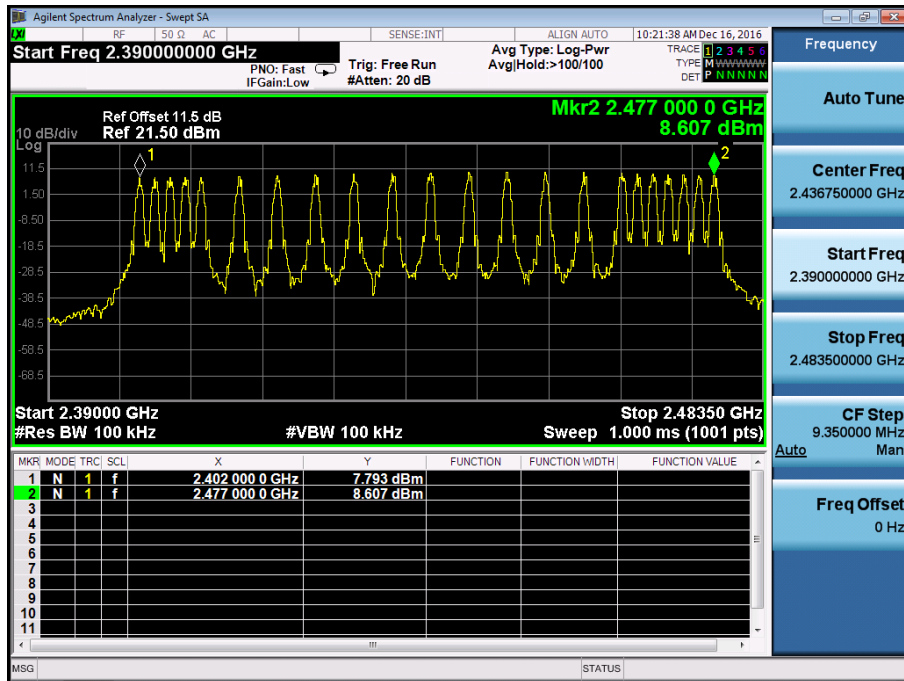


### Appendix B.4: Carrier Frequency Separation



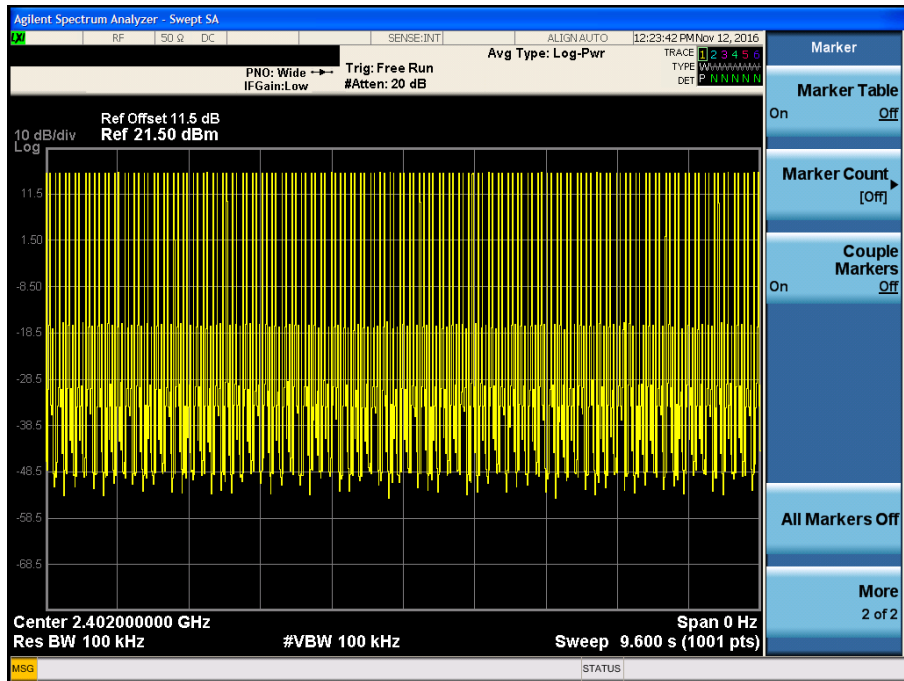
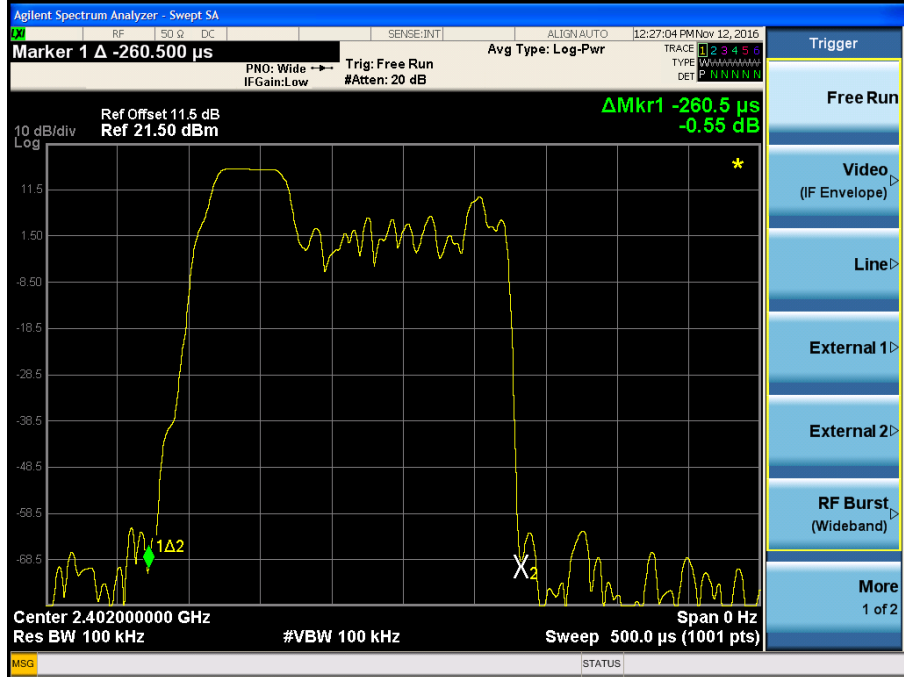


### Appendix B.5: Number of Hopping Frequency

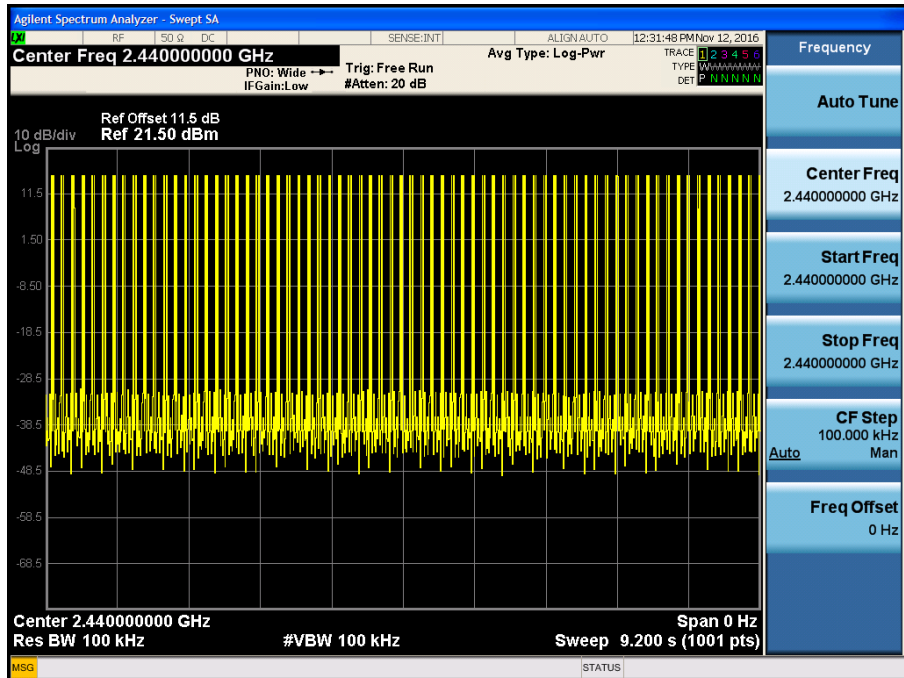
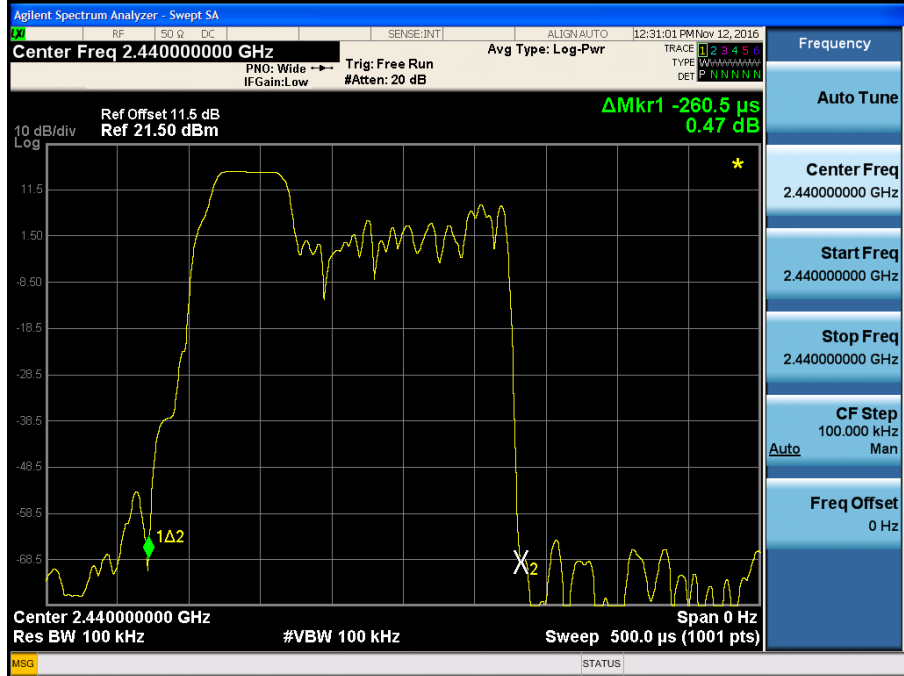


### Appendix B.6: Time of Occupancy

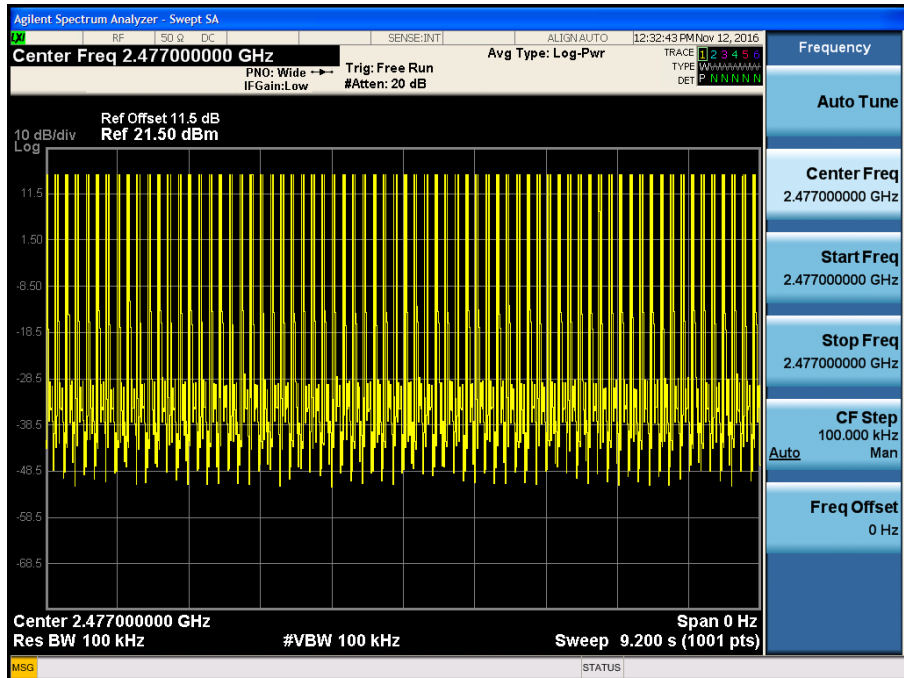
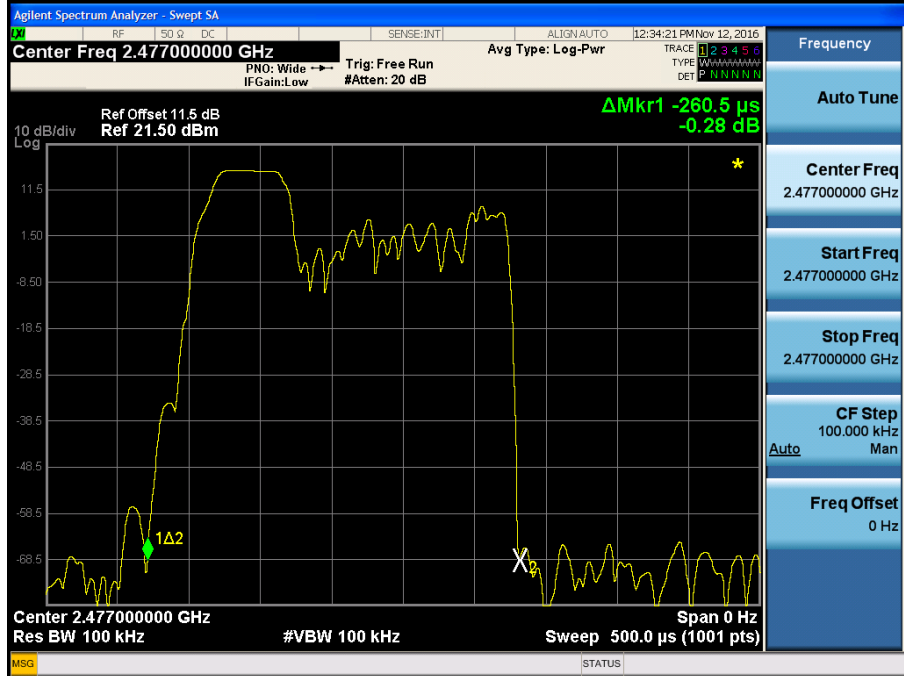
#### Low Channel



Middle Channel



High Channel





## Appendix C: Test Results of Radiated Testing

<b>APPENDIX C: TEST RESULTS OF RADIATED TESTING</b> .....	<b>1</b>
<b>APPENDIX C.1: TEST RESULTS OF RADIATED SPURIOUS EMISSIONS</b> .....	<b>2</b>
<b>30MHz - 1GHz</b> .....	<b>2</b>
<b>1GHz - 18GHz</b> .....	<b>8</b>
<b>APPENDIX C.2: TEST RESULTS OF RADIATED EMISSIONS IN RESTRICTED BANDS</b> .....	<b>21</b>
<b>Low channel</b> .....	<b>21</b>
<b>High channel</b> .....	<b>23</b>
<b>APPENDIX C.3: TEST RESULTS OF CONDUCTED EMISSION ON AC MAINS</b> .....	<b>25</b>
<b>C mode with adapter #1</b> .....	<b>25</b>
<b>C mode with adapter #2</b> .....	<b>27</b>
<b>D mode with adapter #1</b> .....	<b>29</b>
<b>D mode with adapter #2</b> .....	<b>31</b>
<b>APPENDIX C.4: TEST RESULTS OF RADIATED EMISSION</b> .....	<b>33</b>
<b>D mode, Below 1GHz, adapter #1</b> .....	<b>33</b>
<b>D mode, Above 1GHz, adapter #1</b> .....	<b>35</b>
<b>D mode, Below 1GHz, adapter #2</b> .....	<b>37</b>
<b>D mode, Above 1GHz, adapter #2</b> .....	<b>39</b>

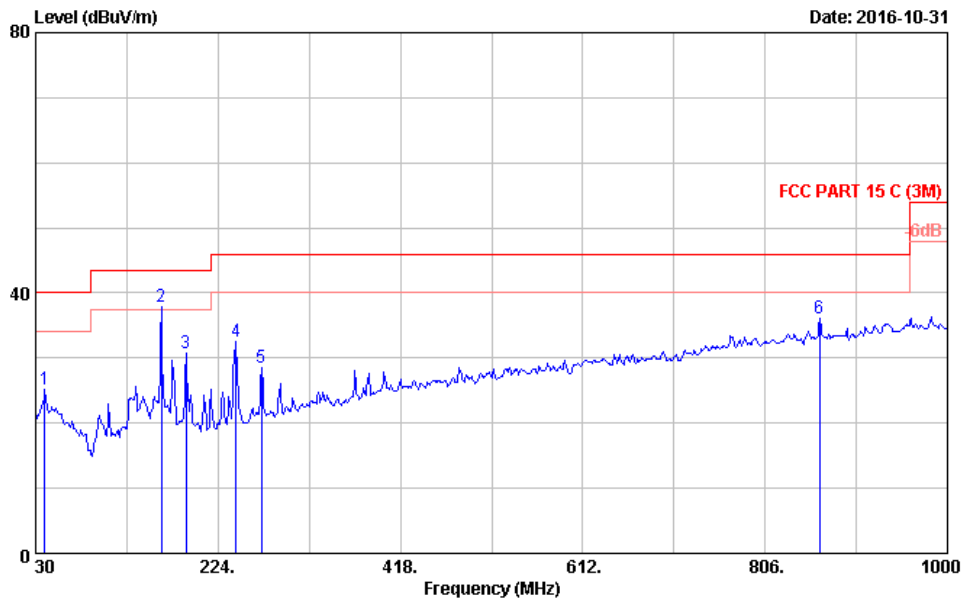
Note: Testing was carried out within frequency range 9kHz to the tenth harmonics. The measurement results below 30MHz and above 18GHz were greater than 20dB below the limit, so only the radiated spurious emissions from 30MHz to 18GHz were reported.

### Appendix C.1: Test Results of Radiated Spurious Emissions 30MHz - 1GHz



No.6 Ke Feng Road, Science & Technology Park  
Nanshan District, ShenZhen, Guangdong, China  
Tel:+86-755-26639495-7  
Fax:+86-755-26632877  
Postcode:518057

Data: 7 File: E:\2016 Test Data\TUV20161026-rf-667&845.EM6 (42) Date: 2016-10-31



Site no. : 3m Chamber Data no. : 7  
Dis. / Ant. : 3m ANT 2016 9168 710 Ant. pol. : VERTICAL  
Limit : FCC PART 15 C (3M)  
Env. / Ins. : 22.1°C/55% Engineer : Lynn  
EUT : Baby Monitor M/N:MBP667 PU  
Power rating : DC 5V From Adapter Input AC 120V/60Hz  
Test Mode : GFSK 2402MHz Tx Mode

No.	Freq. (MHz)	Ant. Factor (dB/m)	Cable Loss (dB)	Reading (dBuV)	Emission Level (dBuV/m)	Limits (dBuV/m)	Margin (dB)	Remark
1	39.700	20.03	0.70	4.54	25.27	40.00	14.73	QP
2	163.860	19.71	1.05	17.11	37.87	43.50	5.63	QP
3	190.050	17.19	1.01	12.59	30.79	43.50	12.71	QP
4	243.400	18.10	1.43	13.09	32.62	46.00	13.38	QP
5	270.560	19.05	1.70	7.85	28.60	46.00	17.40	QP
6	864.200	28.87	4.21	2.93	36.01	46.00	9.99	QP

Remarks: 1. Emission Level= Antenna Factor + Cable Loss + Reading.  
2. The emission levels that are 20dB below the official limit are not reported.

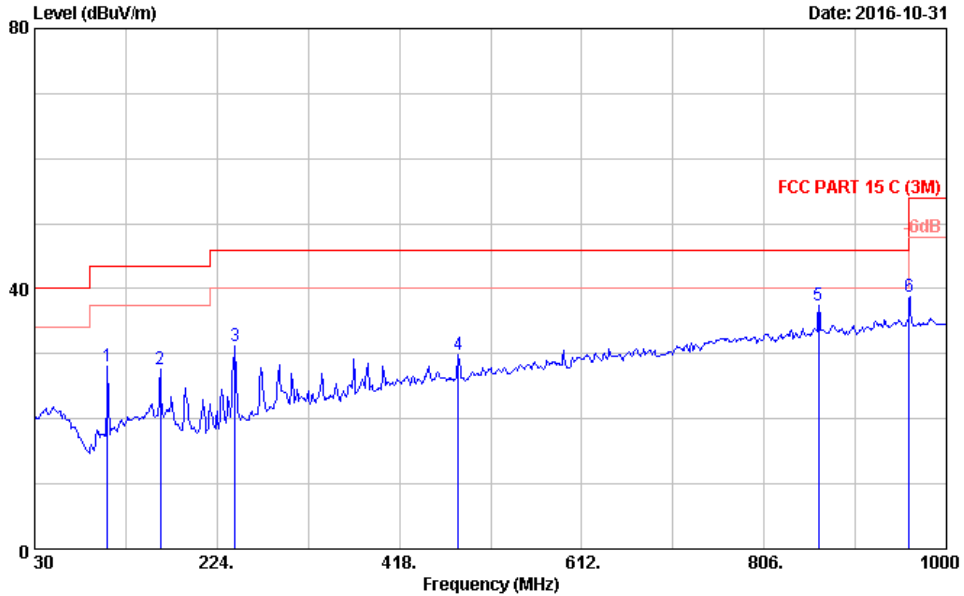


No.6 Ke Feng Road, Science & Technology Park  
Nanshan District, ShenZhen, Guangdong, China  
Tel:+86-755-26639495-7  
Fax:+86-755-26632877  
Postcode:518057

Data: 8

File: E:\2016 Test Data\TUV\20161026-rf-667&845.EM6 (42)

Date: 2016-10-31



Site no. : 3m Chamber Data no. : 8  
Dis. / Ant. : 3m ANT 2016 9168 710 Ant. pol. : HORIZONTAL  
Limit : FCC PART 15 C (3M)  
Env. / Ins. : 22.1°C/55% Engineer : Lynn  
EUT : Baby Monitor M/N:MBP667 PU  
Power rating : DC 5V From Adapter Input AC 120V/60Hz  
Test Mode : GFSK 2402MHz Tx Mode

No.	Freq. (MHz)	Ant. Factor (dB/m)	Cable Loss (dB)	Reading (dBuV)	Emission Level (dBuV/m)	Limits (dBuV/m)	Margin (dB)	Remark
1	107.600	16.49	1.13	10.56	28.18	43.50	15.32	QP
2	163.860	19.71	1.05	6.81	27.57	43.50	15.93	QP
3	243.400	18.10	1.43	11.62	31.15	46.00	14.85	QP
4	481.050	23.68	2.69	3.47	29.84	46.00	16.16	QP
5	864.200	28.87	4.21	4.40	37.48	46.00	8.52	QP
6	960.000	30.01	4.49	4.37	38.87	46.00	7.13	QP

Remarks: 1. Emission Level= Antenna Factor + Cable Loss + Reading.  
2. The emission levels that are 20dB below the official limit are not reported.

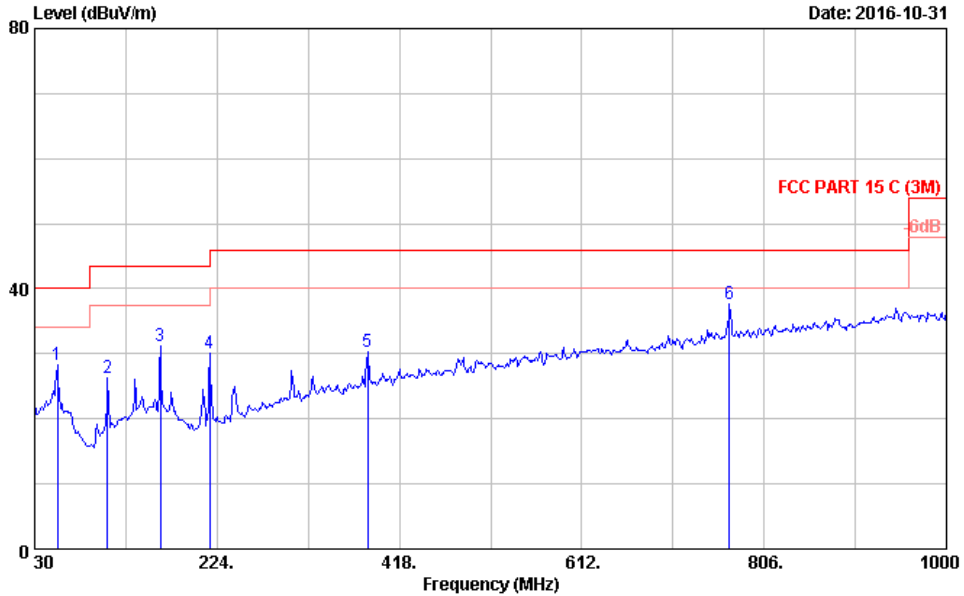


No.6 Ke Feng Road, Science & Technology Park  
Nanshan District, ShenZhen, Guangdong, China  
Tel:+86-755-26639495-7  
Fax:+86-755-26632877  
Postcode:518057

Data: 9

File: E:\2016 Test Data\TUV\20161026-rf-667&845.EM6 (42)

Date: 2016-10-31



Site no. : 3m Chamber Data no. : 9  
 Dis. / Ant. : 3m ANT 2016 9168 710 Ant. pol. : VERTICAL  
 Limit : FCC PART 15 C (3M)  
 Env. / Ins. : 22.1°C/55% Engineer : Lynn  
 EUT : Baby Monitor M/N:MBP667 PU  
 Power rating : DC 5V From Adapter Input AC 120V/60Hz  
 Test Mode : GFSK 2440MHz Tx Mode

No.	Freq. (MHz)	Ant. Factor (dB/m)	Cable Loss (dB)	Reading (dBuV)	Emission Level (dBuV/m)	Limits (dBuV/m)	Margin (dB)	Remark
1	54.250	20.31	0.86	7.05	28.22	40.00	11.78	QP
2	107.600	16.49	1.13	8.72	26.34	43.50	17.16	QP
3	163.860	19.71	1.05	10.35	31.11	43.50	12.39	QP
4	216.240	17.02	1.16	11.98	30.16	46.00	15.84	QP
5	384.050	21.84	2.37	6.06	30.27	46.00	15.73	QP
6	769.140	28.15	3.85	5.67	37.67	46.00	8.33	QP

Remarks: 1. Emission Level= Antenna Factor + Cable Loss + Reading.  
 2. The emission levels that are 20dB below the official limit are not reported.

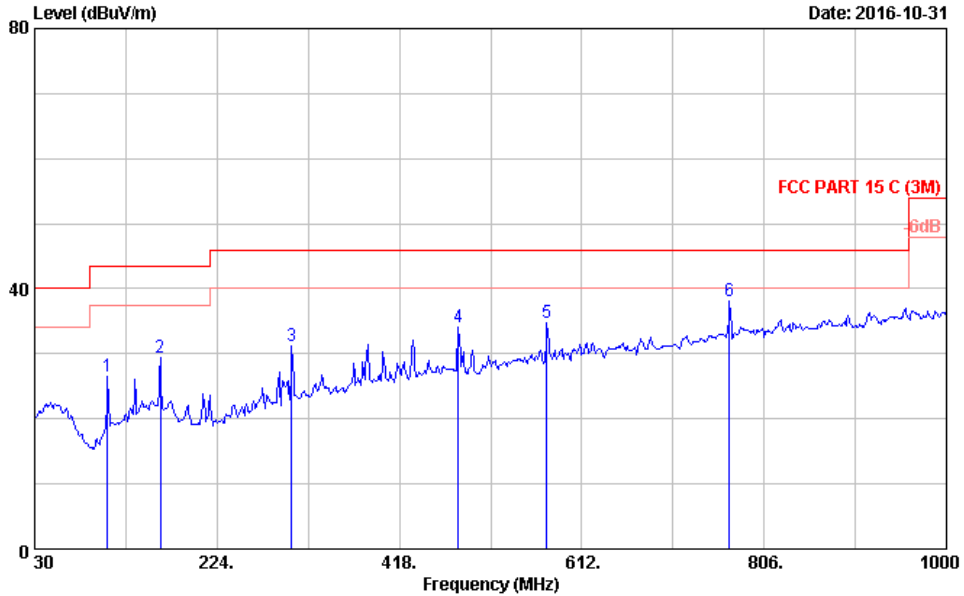


No.6 Ke Feng Road, Science & Technology Park  
Nanshan District, ShenZhen, GuangDong, China  
Tel:+86-755-26639495-7  
Fax:+86-755-26632877  
Postcode:518057

Data: 10

File: E:2016 Test Data\TUV20161026-rf-667&845.EM6 (42)

Date: 2016-10-31



Site no. : 3m Chamber Data no. : 10  
Dis. / Ant. : 3m ANT 2016 9168 710 Ant. pol. : HORIZONTAL  
Limit : FCC PART 15 C (3M)  
Env. / Ins. : 22.1°C/55% Engineer : Lynn  
EUT : Baby Monitor M/N:MBP667 PU  
Power rating : DC 5V From Adapter Input AC 120V/60Hz  
Test Mode : GFSK 2440MHz Tx Mode

No.	Freq. (MHz)	Ant. Factor (dB/m)	Cable Loss (dB)	Reading (dBuV)	Emission Level (dBuV/m)	Limits (dBuV/m)	Margin (dB)	Remark
1	107.600	16.49	1.13	9.01	26.63	43.50	16.87	QP
2	163.860	19.71	1.05	8.71	29.47	43.50	14.03	QP
3	303.540	19.91	2.01	9.33	31.25	46.00	14.75	QP
4	481.050	23.66	2.69	7.68	34.05	46.00	11.95	QP
5	575.140	25.27	3.03	6.47	34.77	46.00	11.23	QP
6	769.140	28.15	3.85	6.13	38.13	46.00	7.87	QP

Remarks: 1. Emission Level= Antenna Factor + Cable Loss + Reading.  
2. The emission levels that are 20dB below the official limit are not reported.

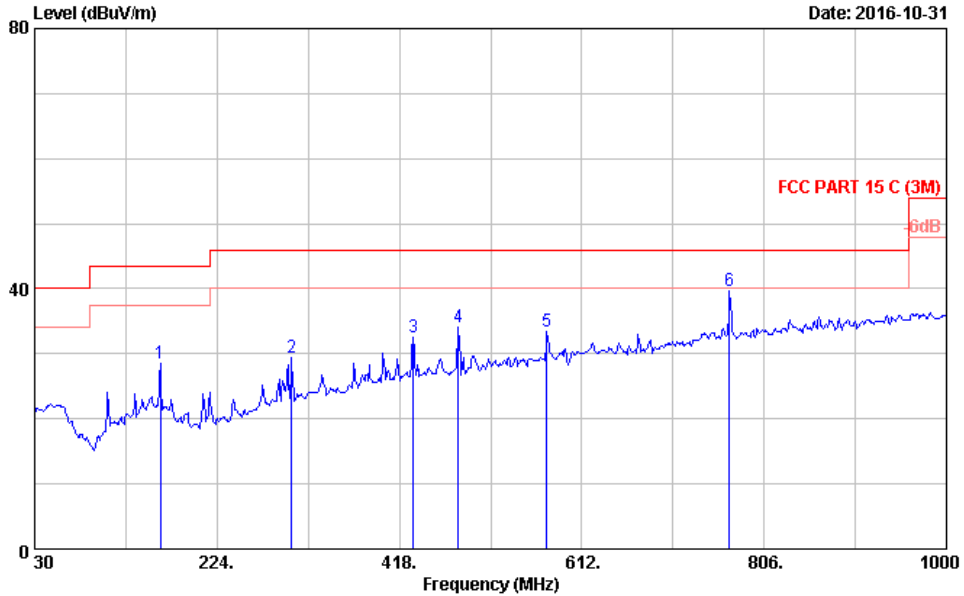


No.6 Ke Feng Road, Science & Technology Park  
Nanshan District, ShenZhen, Guangdong, China  
Tel:+86-755-26639495-7  
Fax:+86-755-26632877  
Postcode:518057

Data: 11

File: E:\2016 Test Data\TUV\20161026-rf-667&845.EM6 (42)

Date: 2016-10-31



Site no. : 3m Chamber Data no. : 11  
Dis. / Ant. : 3m ANT 2016 9168 710 Ant. pol. : HORIZONTAL  
Limit : FCC PART 15 C (3M)  
Env. / Ins. : 22.1°C/55% Engineer : Lynn  
EUT : Baby Monitor M/N:MBP667 PU  
Power rating : DC 5V From Adapter Input AC 120V/60Hz  
Test Mode : GFSK 2477MHz Tx Mode

No.	Freq. (MHz)	Ant. Factor (dB/m)	Cable Loss (dB)	Reading (dBuV)	Emission Level (dBuV/m)	Limits (dBuV/m)	Margin (dB)	Remark
1	163.860	19.71	1.05	7.70	28.46	43.50	15.04	QP
2	303.540	19.91	2.01	7.40	29.32	46.00	16.68	QP
3	432.550	22.90	2.54	7.00	32.44	46.00	13.56	QP
4	481.050	23.68	2.69	7.62	33.99	46.00	12.01	QP
5	575.140	25.27	3.03	5.17	33.47	46.00	12.53	QP
6	769.140	28.15	3.85	7.76	39.76	46.00	6.24	QP

Remarks: 1. Emission Level= Antenna Factor + Cable Loss + Reading.  
2. The emission levels that are 20dB below the official limit are not reported.

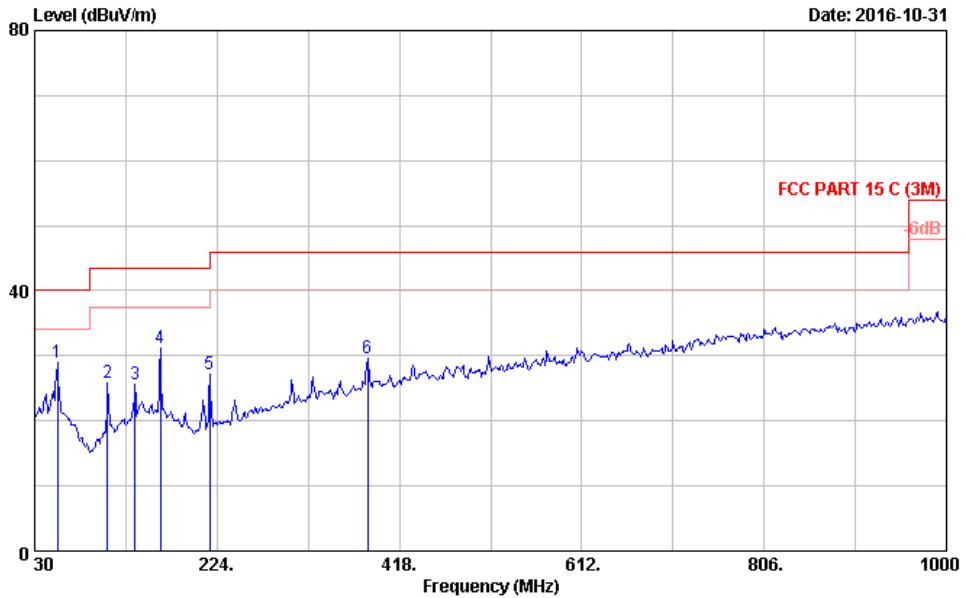


No.6 Ke Feng Road, Science & Technology Park  
Nanshan District, ShenZhen, Guangdong, China  
Tel:+86-755-26639495-7  
Fax:+86-755-26632877  
Postcode:518057

Data: 12

File: E:\2016 Test Data\TUV\20161026-rf-667&845.EM6 (42)

Date: 2016-10-31

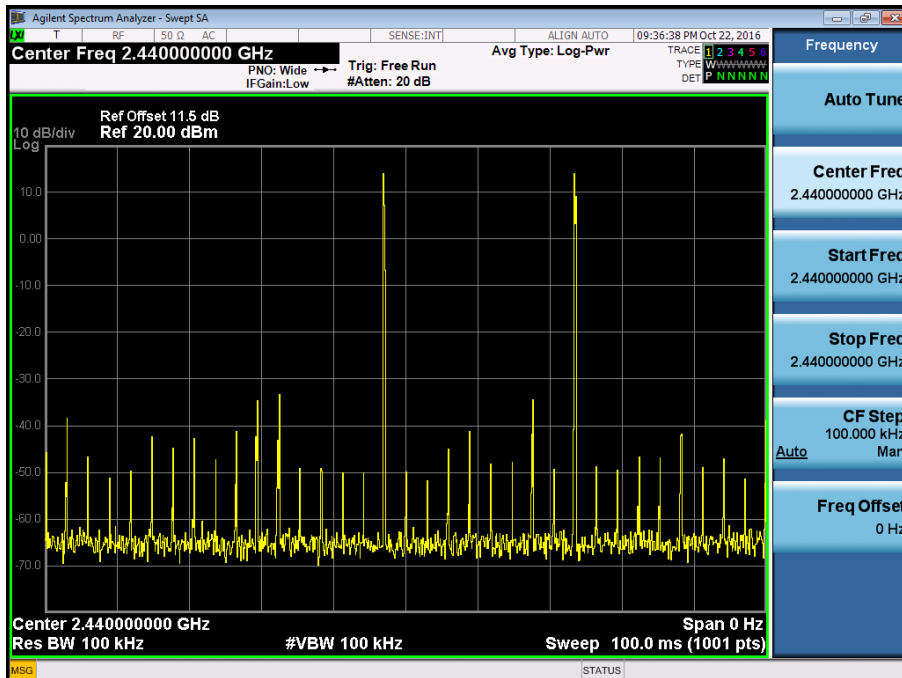
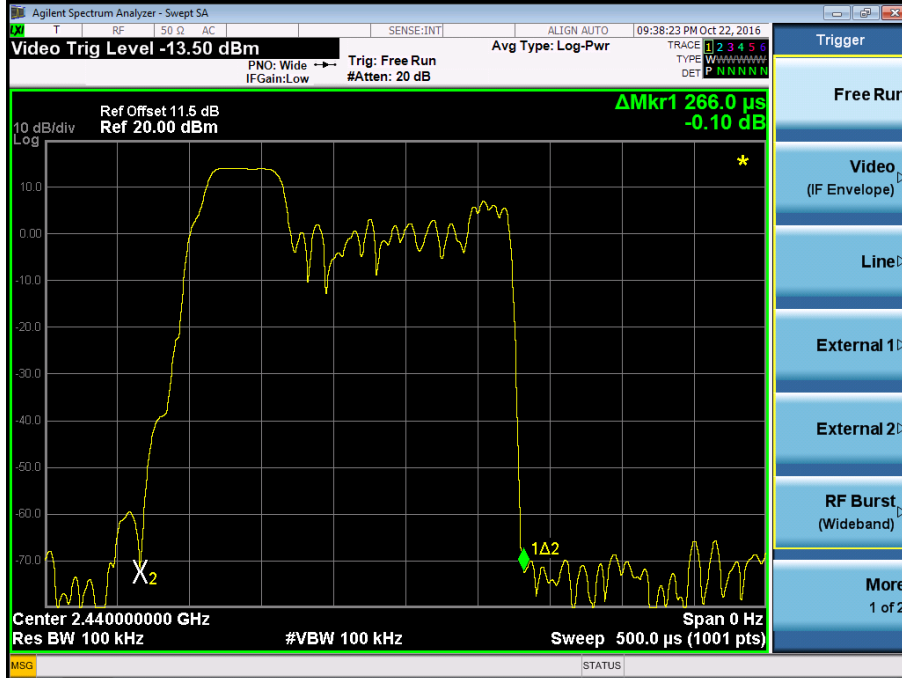


Site no. : 3m Chamber Data no. : 12  
 Dis. / Ant. : 3m ANT 2016 9168 710 Ant. pol. : VERTICAL  
 Limit : FCC PART 15 C (3M)  
 Env. / Ins. : 22.1°C/55% Engineer : Lynn  
 EUT : Baby Monitor M/N:MBP667 PU  
 Power rating : DC 5V From Adapter Input AC 120V/60Hz  
 Test Mode : GFSK 2477MHz Tx Mode

No.	Freq. (MHz)	Ant. Factor (dB/m)	Cable Loss (dB)	Reading (dBuV)	Emission Level (dBuV/m)	Limits (dBuV/m)	Margin (dB)	Remark
1	54.250	20.31	0.86	7.75	28.92	40.00	11.08	QP
2	107.600	16.49	1.13	8.13	25.75	43.50	17.75	QP
3	136.700	18.99	1.09	5.53	25.61	43.50	17.89	QP
4	163.860	19.71	1.05	10.40	31.16	43.50	12.34	QP
5	216.240	17.02	1.16	9.03	27.21	46.00	18.79	QP
6	384.050	21.84	2.37	5.41	29.62	46.00	16.38	QP

Remarks: 1. Emission Level= Antenna Factor + Cable Loss + Reading.  
 2. The emission levels that are 20dB below the official limit are not reported.

1GHz - 18GHz  
Duty Cycle

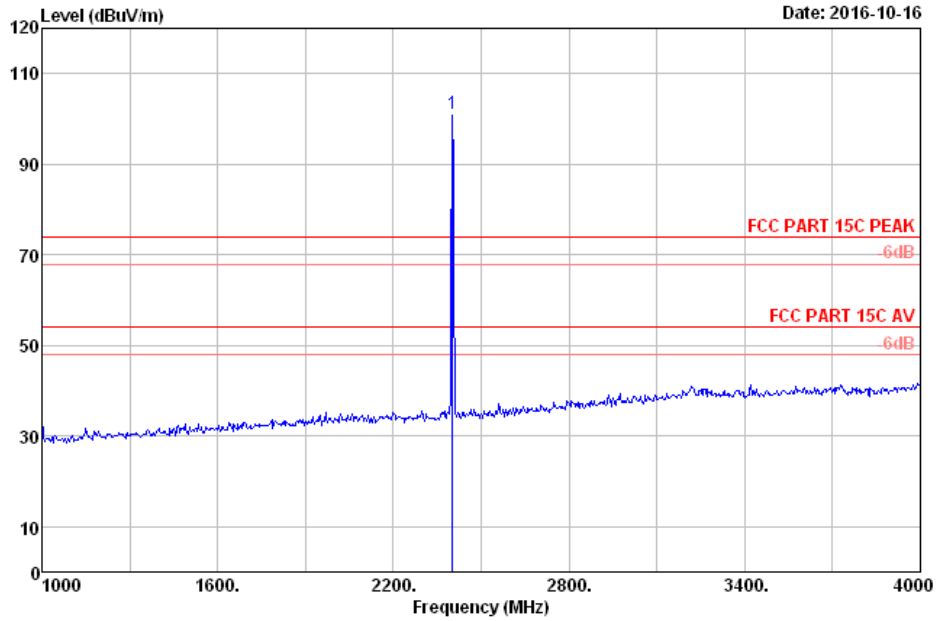


Duty Cycle Correction Factor =  $20 \cdot \log(\text{dwell time}/T_{\text{on}}) = 20 \cdot \log(0.266\text{ms}/100\text{ms}) = -31.50 \text{ dB}$





No.6 Ke Feng Road,Block 52,  
ShenZhen Science & Industry Park  
Nantou, ShenZhen, GuangDong, China  
Tel:+86-755-26639495-7  
Fax:+86-755-26632877  
Postcode:518057



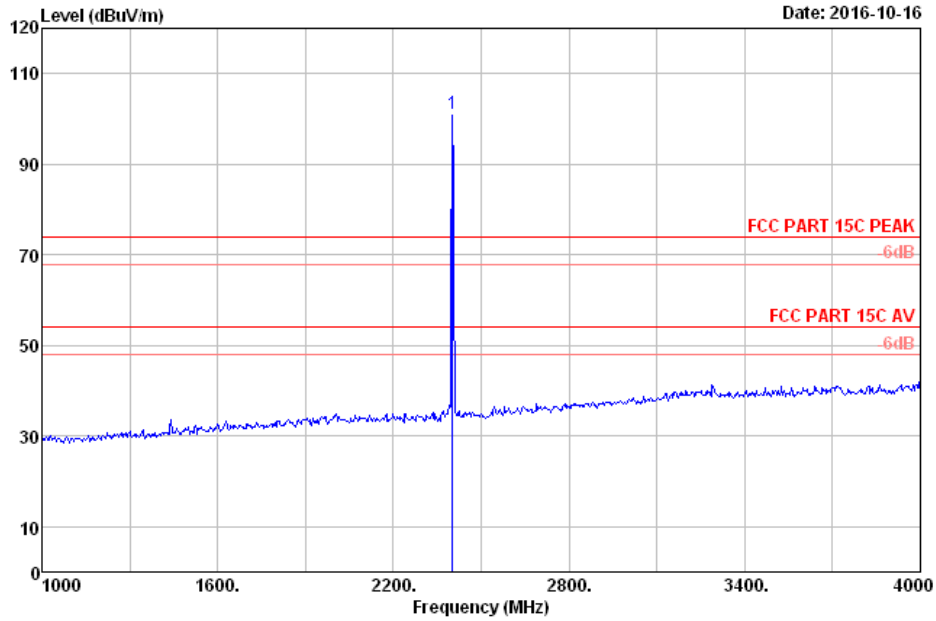
Site no. : 3m Chamber Data no. : 1  
 Dis. / Ant. : 3m 2016 MCTD1209 3007 Ant. pol. : HORIZONTAL  
 Limit : FCC PART 15C PEAK Pre : 104.2kPa  
 Env. / Ins. : 23.7°C/56.2% Engineer : Alice\_yang  
 EUT : Baby Monitor M/N:MBP667 PU  
 Power rating : DC 5V From Adapter Input AC 120V/60Hz  
 Test Mode : GFSK 2402MHz Tx Mode

No.	Freq. (MHz)	Ant. Factor (dB/m)	Cable Loss (dB)	Reading (dBuV)	AMP factor (dB)	Emission Level (dBuV/m)	Limits (dBuV/m)	Margin (dB)	Remark
1	2402.00	28.14	8.34	100.88	36.39	100.97	74.00	-26.97	Peak

Remarks: 1. Emission Level= Antenna Factor + Cable Loss + Reading  
 -Amp Factor  
 2. The emission levels that are 20dB below the official  
 limit are not reported.



No.6 Ke Feng Road,Block 52,  
ShenZhen Science & Industry Park  
Nantou, ShenZhen, GuangDong, China  
Tel:+86-755-26639495-7  
Fax:+86-755-26632877  
Postcode:518057



Date: 2016-10-16

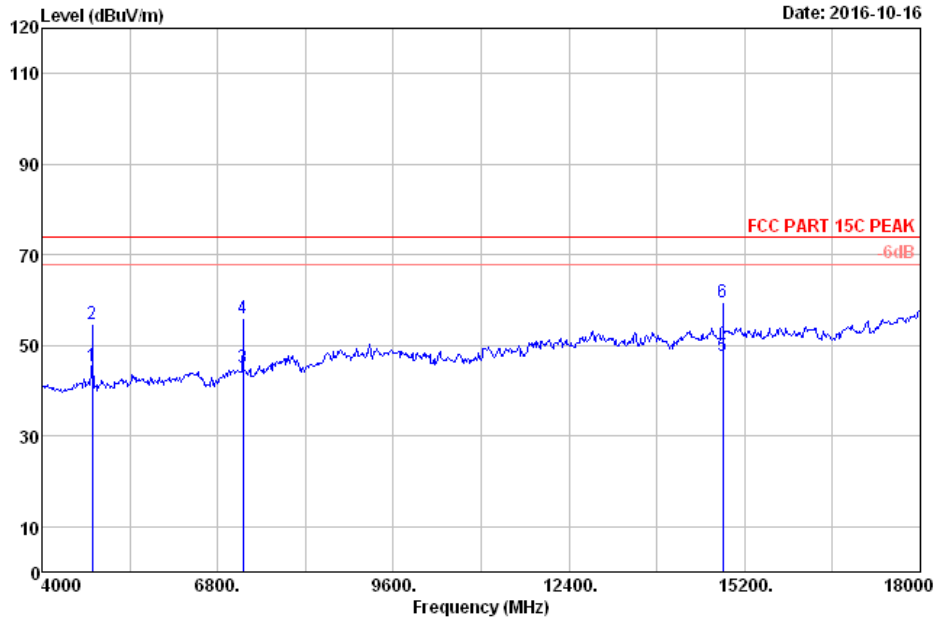
Site no. : 3m Chamber Data no. : 2  
 Dis. / Ant. : 3m 2016 MCTD1209 3007 Ant. pol. : VERTICAL  
 Limit : FCC PART 15C PEAK Pre : 104.2kPa  
 Env. / Ins. : 23.7°C/56.2% Engineer : Alice\_yang  
 EUT : Baby Monitor M/N:MBP667 PU  
 Power rating : DC 5V From Adapter Input AC 120V/60Hz  
 Test Mode : GFSK 2402MHz Tx Mode

No.	Freq. (MHz)	Ant. Factor (dB/m)	Cable Loss (dB)	Reading (dBuV)	AMP factor (dB)	Emission Level (dBuV/m)	Limits (dBuV/m)	Margin (dB)	Remark
1	2402.00	28.14	8.34	101.08	36.39	101.17	74.00	-27.17	Peak

Remarks: 1. Emission Level= Antenna Factor + Cable Loss + Reading  
 -Amp Factor  
 2. The emission levels that are 20dB below the official  
 limit are not reported.



No.6 Ke Feng Road,Block 52,  
ShenZhen Science & Industry Park  
Nantou, ShenZhen, GuangDong, China  
Tel:+86-755-26639495-7  
Fax:+86-755-26632877  
Postcode:518057



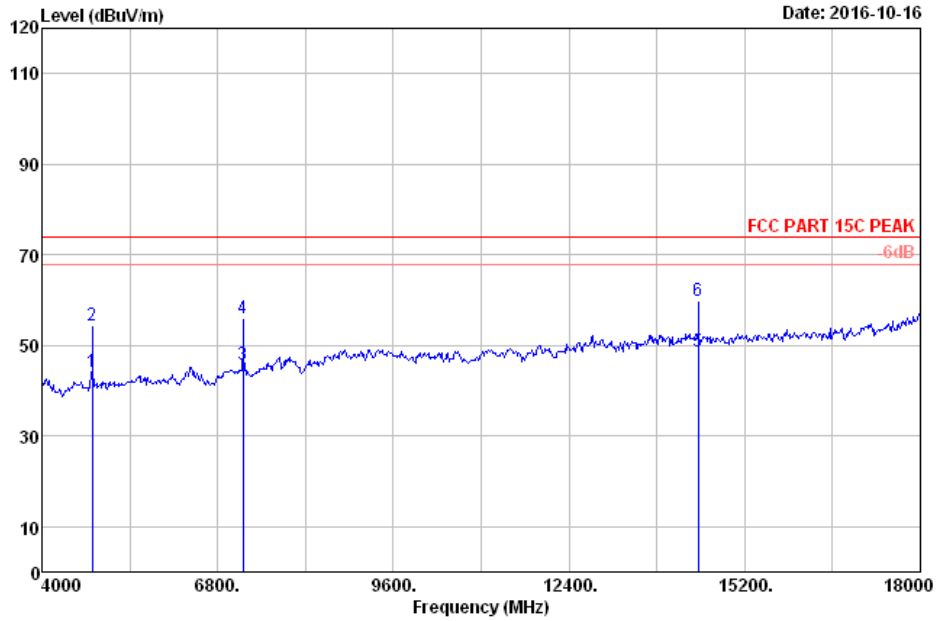
Site no. : 3m Chamber Data no. : 3  
Dis. / Ant. : 3m 2016 MCTD1209 3007 Ant. pol. : VERTICAL  
Limit : FCC PART 15C PEAK Pre : 104.2kPa  
Env. / Ins. : 23.7°C/56.2% Engineer : Alice\_yang  
EUT : Baby Monitor M/N:MBP667 PU  
Power rating : DC 5V From Adapter Input AC 120V/60Hz  
Test Mode : GFSK 2402MHz Tx Mode

No.	Freq. (MHz)	Ant. Factor (dB/m)	Cable Loss (dB)	Reading (dBUV)	AMP factor (dB)	Emission Level (dBUV/m)	Limits (dBUV/m)	Margin (dB)	Remark
1	4804.00	32.79	11.75	36.65	35.67	45.52	54.00	8.48	Average
2	4804.00	32.79	11.75	45.94	35.67	54.81	74.00	19.19	Peak
3	7206.00	35.88	12.44	32.46	35.55	45.23	54.00	8.77	Average
4	7206.00	35.88	12.44	43.33	35.55	56.10	74.00	17.90	Peak
5	14850.00	39.30	14.80	28.22	34.63	47.69	54.00	6.31	Average
6	14850.00	39.30	14.80	40.17	34.63	59.64	74.00	14.36	Peak

Remarks: 1. Emission Level= Antenna Factor + Cable Loss + Reading  
-Amp Factor  
2. The emission levels that are 20dB below the official limit are not reported.



No.6 Ke Feng Road,Block 52,  
ShenZhen Science & Industry Park  
Nantou, ShenZhen, GuangDong, China  
Tel:+86-755-26639495-7  
Fax:+86-755-26632877  
Postcode:518057



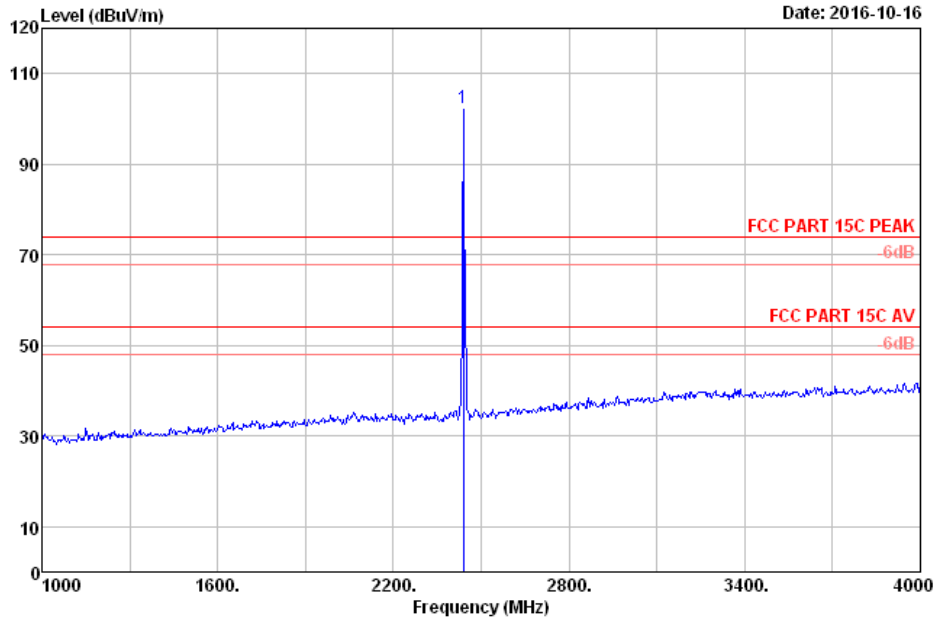
Site no. : 3m Chamber Data no. : 4  
 Dis. / Ant. : 3m 2016 MCTD1209 3007 Ant. pol. : HORIZONTAL  
 Limit : FCC PART 15C PEAK Pre : 104.2kPa  
 Env. / Ins. : 23.7°C/56.2% Engineer : Alice\_yang  
 EUT : Baby Monitor M/N:MBP667 PU  
 Power rating : DC 5V From Adapter Input AC 120V/60Hz  
 Test Mode : GFSK 2402MHz Tx Mode

No.	Freq. (MHz)	Ant. Factor (dB/m)	Cable Loss (dB)	Reading (dBuV)	AMP factor (dB)	Emission Level (dBuV/m)	Limits (dBuV/m)	Margin (dB)	Remark
1	4804.00	32.79	11.75	35.13	35.67	44.00	54.00	10.00	Average
2	4804.00	32.79	11.75	45.53	35.67	54.40	74.00	19.60	Peak
3	7206.00	35.88	12.44	32.91	35.55	45.68	54.00	8.32	Average
4	7206.00	35.88	12.44	43.35	35.55	56.12	74.00	17.88	Peak
5	14458.00	40.04	14.50	28.68	34.47	48.75	54.00	5.25	Average
6	14458.00	40.04	14.50	39.90	34.47	59.97	74.00	14.03	Peak

Remarks: 1. Emission Level= Antenna Factor + Cable Loss + Reading  
 -Amp Factor  
 2. The emission levels that are 20dB below the official  
 limit are not reported.



No.6 Ke Feng Road,Block 52,  
ShenZhen Science & Industry Park  
Nantou, ShenZhen, GuangDong, China  
Tel:+86-755-26639495-7  
Fax:+86-755-26632877  
Postcode:518057



Date: 2016-10-16

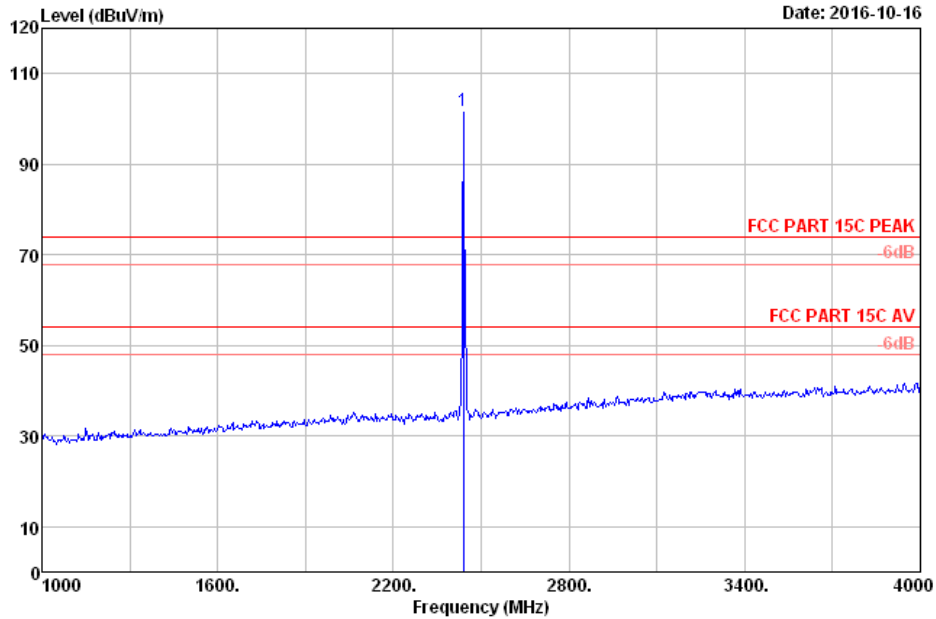
Site no. : 3m Chamber Data no. : 5  
 Dis. / Ant. : 3m 2016 MCTD1209 3007 Ant. pol. : HORIZONTAL  
 Limit : FCC PART 15C PEAK Pre : 104.2kPa  
 Env. / Ins. : 23.7°C/56.2% Engineer : Alice\_yang  
 EUT : Baby Monitor M/N:MBP667 PU  
 Power rating : DC 5V From Adapter Input AC 120V/60Hz  
 Test Mode : GFSK 2440MHz Tx Mode

No.	Freq. (MHz)	Ant. Factor (dB/m)	Cable Loss (dB)	Reading (dBuV)	AMP factor (dB)	Emission Level (dBuV/m)	Limits (dBuV/m)	Margin (dB)	Remark
1	2440.00	28.20	8.38	102.09	36.38	102.29	74.00	-28.29	Peak

Remarks: 1. Emission Level= Antenna Factor + Cable Loss + Reading  
 -Amp Factor  
 2. The emission levels that are 20dB below the official  
 limit are not reported.



No.6 Ke Feng Road,Block 52,  
ShenZhen Science & Industry Park  
Nantou, ShenZhen, GuangDong, China  
Tel:+86-755-26639495-7  
Fax:+86-755-26632877  
Postcode:518057



Date: 2016-10-16

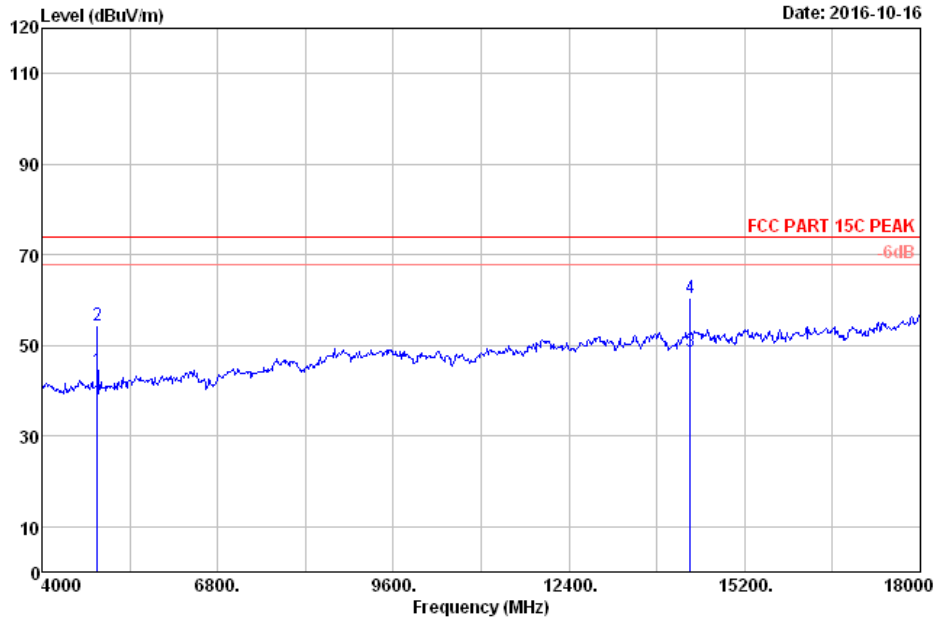
Site no. : 3m Chamber Data no. : 6  
 Dis. / Ant. : 3m 2016 MCTD1209 3007 Ant. pol. : VERTICAL  
 Limit : FCC PART 15C PEAK Pre : 104.2kPa  
 Env. / Ins. : 23.7°C/56.2% Engineer : Alice\_yang  
 EUT : Baby Monitor M/N:MBP667 PU  
 Power rating : DC 5V From Adapter Input AC 120V/60Hz  
 Test Mode : GFSK 2440MHz Tx Mode

No.	Freq. (MHz)	Ant. Factor (dB/m)	Cable Loss (dB)	Reading (dBuV)	AMP factor (dB)	Emission Level (dBuV/m)	Limits (dBuV/m)	Margin (dB)	Remark
1	2440.00	28.20	8.38	101.67	36.38	101.87	74.00	-27.87	Peak

Remarks: 1. Emission Level= Antenna Factor + Cable Loss + Reading  
 -Amp Factor  
 2. The emission levels that are 20dB below the official  
 limit are not reported.



No.6 Ke Feng Road,Block 52,  
ShenZhen Science & Industry Park  
Nantou, ShenZhen, GuangDong, China  
Tel:+86-755-26639495-7  
Fax:+86-755-26632877  
Postcode:518057



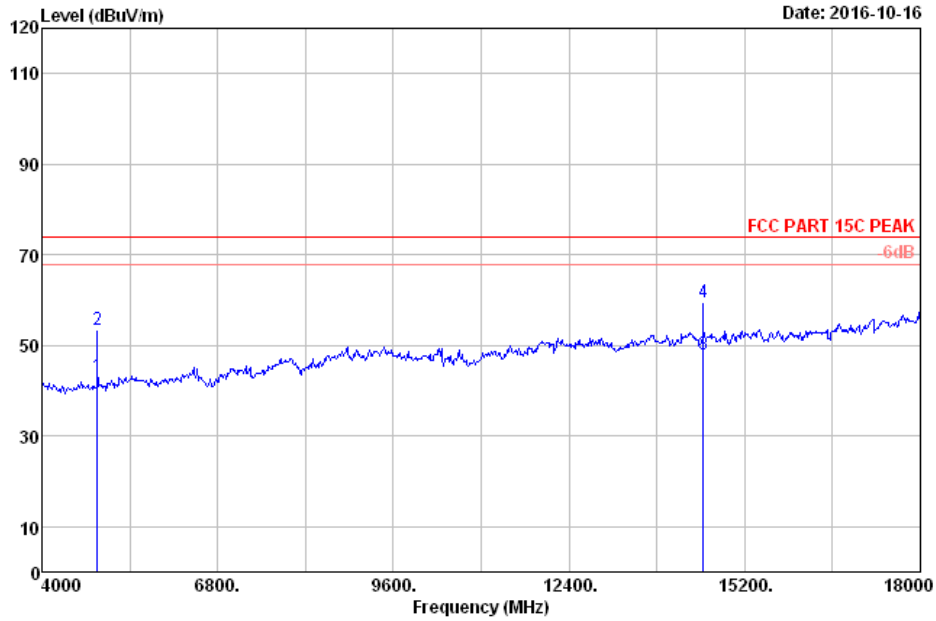
Site no. : 3m Chamber Data no. : 7  
 Dis. / Ant. : 3m 2016 MCTD1209 3007 Ant. pol. : VERTICAL  
 Limit : FCC PART 15C PEAK Pre : 104.2kPa  
 Env. / Ins. : 23.7°C/56.2% Engineer : Alice\_yang  
 EUT : Baby Monitor M/N:MBP667 PU  
 Power rating : DC 5V From Adapter Input AC 120V/60Hz  
 Test Mode : GFSK 2440MHz Tx Mode

No.	Freq. (MHz)	Ant. Factor (dB/m)	Cable Loss (dB)	Reading (dBuV)	AMP factor (dB)	Emission Level (dBuV/m)	Limits (dBuV/m)	Margin (dB)	Remark
1	4880.00	32.64	11.80	35.83	35.69	44.58	54.00	9.42	Average
2	4880.00	32.64	11.80	45.64	35.69	54.39	74.00	19.61	Peak
3	14332.00	40.17	14.39	28.49	34.30	48.75	54.00	5.25	Average
4	14332.00	40.17	14.39	40.11	34.30	60.37	74.00	13.63	Peak

Remarks: 1. Emission Level= Antenna Factor + Cable Loss + Reading  
 -Amp Factor  
 2. The emission levels that are 20dB below the official  
 limit are not reported.



No.6 Ke Feng Road,Block 52,  
ShenZhen Science & Industry Park  
Nantou, ShenZhen, GuangDong, China  
Tel:+86-755-26639495-7  
Fax:+86-755-26632877  
Postcode:518057



Site no. : 3m Chamber Data no. : 8  
Dis. / Ant. : 3m 2016 MCTD1209 3007 Ant. pol. : HORIZONTAL  
Limit : FCC PART 15C PEAK Pre : 104.2kPa  
Env. / Ins. : 23.7°C/56.2% Engineer : Alice\_yang  
EUT : Baby Monitor M/N:MBP667 PU  
Power rating : DC 5V From Adapter Input AC 120V/60Hz  
Test Mode : GFSK 2440MHz Tx Mode

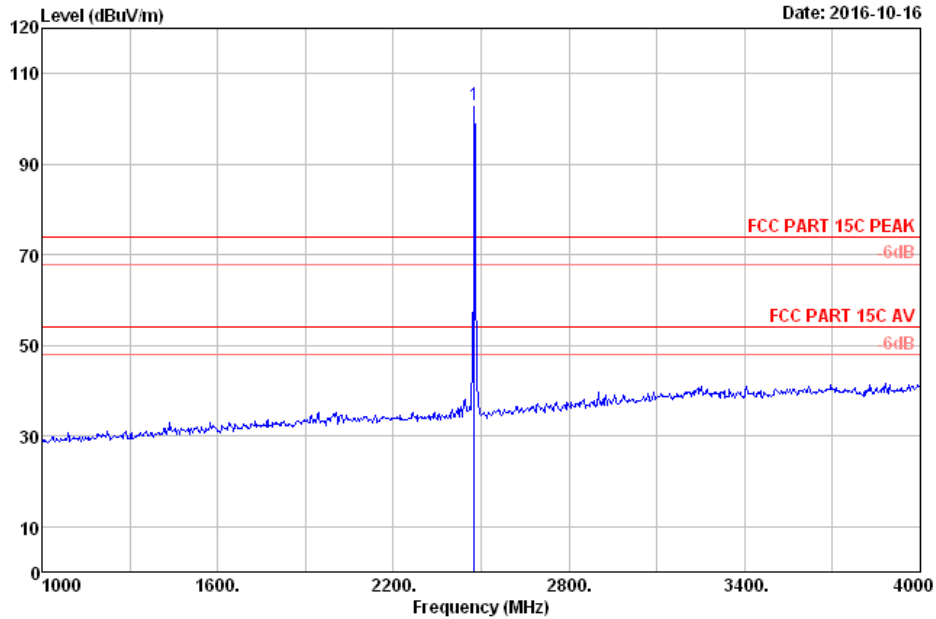
No.	Freq. (MHz)	Ant. Factor (dB/m)	Cable Loss (dB)	Reading (dBuV)	AMP factor (dB)	Emission Level (dBuV/m)	Limits (dBuV/m)	Margin (dB)	Remark
1	4880.00	32.64	11.80	34.48	35.69	43.23	54.00	10.77	Average
2	4880.00	32.64	11.80	44.75	35.69	53.50	74.00	20.50	Peak
3	14542.00	39.92	14.56	28.03	34.54	47.97	54.00	6.03	Average
4	14542.00	39.92	14.56	39.67	34.54	59.61	74.00	14.39	Peak

Remarks: 1. Emission Level= Antenna Factor + Cable Loss + Reading - Amp Factor  
2. The emission levels that are 20dB below the official limit are not reported.





No.6 Ke Feng Road,Block 52,  
ShenZhen Science & Industry Park  
Nantou, ShenZhen, GuangDong, China  
Tel:+86-755-26639495-7  
Fax:+86-755-26632877  
Postcode:518057



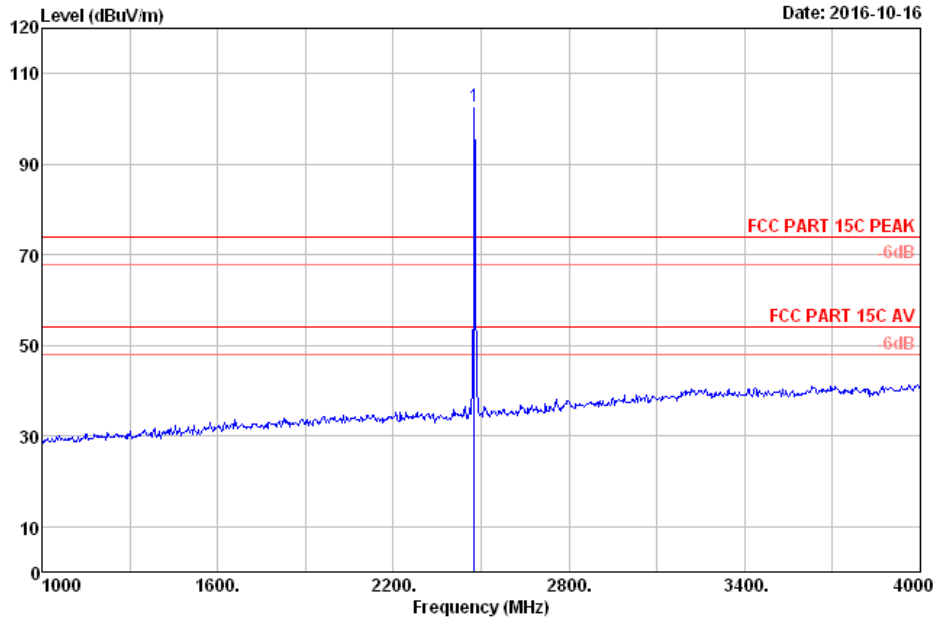
Site no. : 3m Chamber Data no. : 9  
Dis. / Ant. : 3m 2016 MCTD1209 3007 Ant. pol. : VERTICAL  
Limit : FCC PART 15C PEAK Pre : 104.2kPa  
Env. / Ins. : 23.7°C/56.2% Engineer : Alice\_yang  
EUT : Baby Monitor M/N:MBP667 PU  
Power rating : DC 5V From Adapter Input AC 120V/60Hz  
Test Mode : GFSK 2477MHz Tx Mode

No.	Freq. (MHz)	Ant. Factor (dB/m)	Cable Loss (dB)	Reading (dBuV)	AMP factor (dB)	Emission Level (dBuV/m)	Limits (dBuV/m)	Margin (dB)	Remark
1	2477.00	28.26	8.42	102.65	36.38	102.95	74.00	-28.95	Peak

Remarks: 1. Emission Level= Antenna Factor + Cable Loss + Reading  
-Amp Factor  
2. The emission levels that are 20dB below the official  
limit are not reported.



No.6 Ke Feng Road,Block 52,  
ShenZhen Science & Industry Park  
Nantou, ShenZhen, GuangDong, China  
Tel:+86-755-26639495-7  
Fax:+86-755-26632877  
Postcode:518057



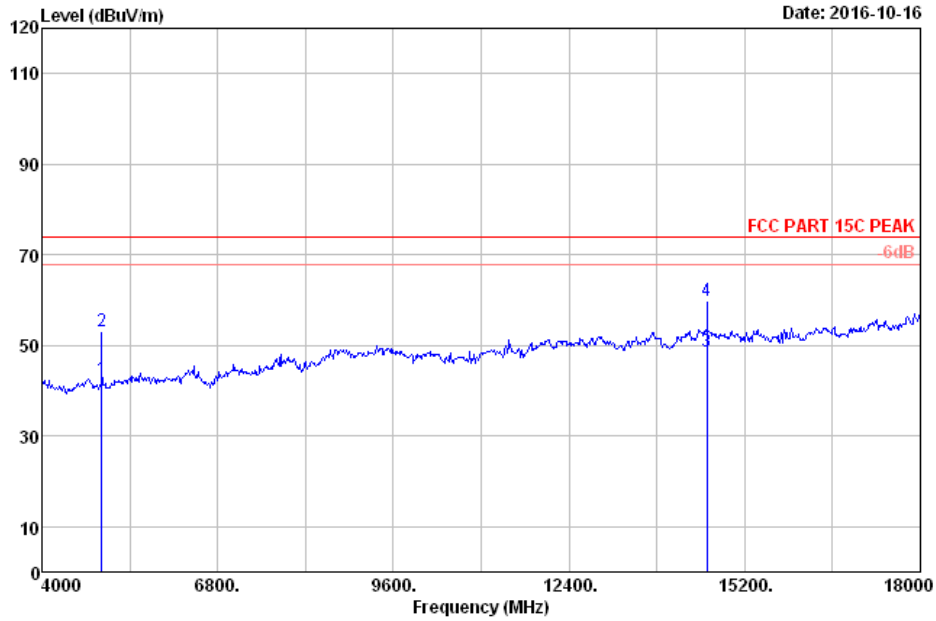
Site no. : 3m Chamber Data no. : 10  
Dis. / Ant. : 3m 2016 MCTD1209 3007 Ant. pol. : HORIZONTAL  
Limit : FCC PART 15C PEAK Pre : 104.2kPa  
Env. / Ins. : 23.7°C/56.2% Engineer : Alice\_yang  
EUT : Baby Monitor M/N:MBP667 PU  
Power rating : DC 5V From Adapter Input AC 120V/60Hz  
Test Mode : GFSK 2477MHz Tx Mode

No.	Freq. (MHz)	Ant. Factor (dB/m)	Cable Loss (dB)	Reading (dBuV)	AMP factor (dB)	Emission Level (dBuV/m)	Limits (dBuV/m)	Margin (dB)	Remark
1	2477.00	28.26	8.42	102.58	36.38	102.88	74.00	-28.88	Peak

Remarks: 1. Emission Level= Antenna Factor + Cable Loss + Reading  
-Amp Factor  
2. The emission levels that are 20dB below the official  
limit are not reported.



No.6 Ke Feng Road,Block 52,  
ShenZhen Science & Industry Park  
Nantou, ShenZhen, GuangDong, China  
Tel:+86-755-26639495-7  
Fax:+86-755-26632877  
Postcode:518057



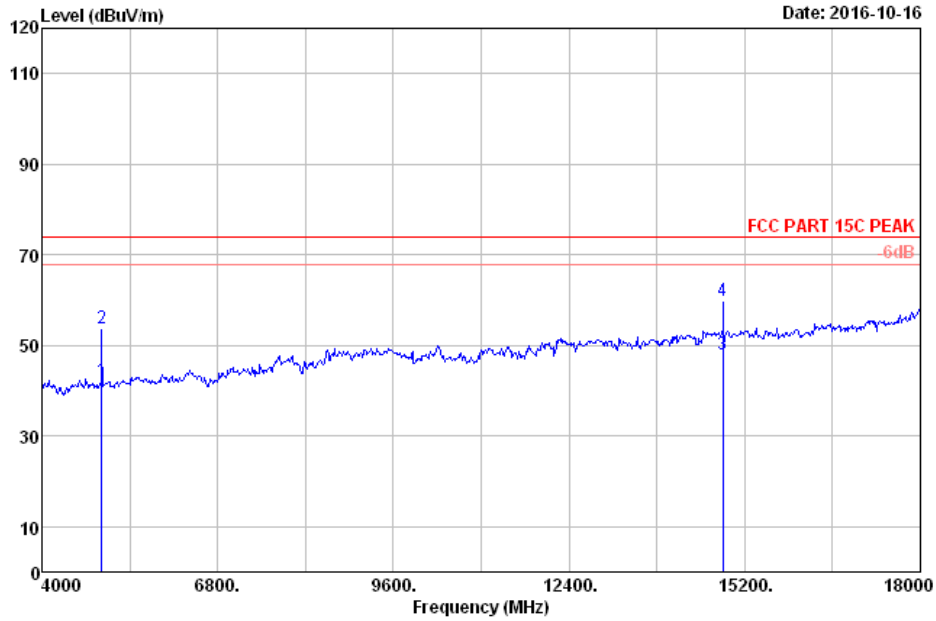
Site no. : 3m Chamber Data no. : 11  
 Dis. / Ant. : 3m 2016 MCTD1209 3007 Ant. pol. : HORIZONTAL  
 Limit : FCC PART 15C PEAK Pre : 104.2kPa  
 Env. / Ins. : 23.7°C/56.2% Engineer : Alice\_yang  
 EUT : Baby Monitor M/N:MBP667 PU  
 Power rating : DC 5V From Adapter Input AC 120V/60Hz  
 Test Mode : GFSK 2477MHz Tx Mode

No.	Freq. (MHz)	Ant. Factor (dB/m)	Cable Loss (dB)	Reading (dBuV)	AMP factor (dB)	Emission Level (dBuV/m)	Limits (dBuV/m)	Margin (dB)	Remark
1	4954.00	32.49	11.85	33.94	35.71	42.57	54.00	11.43	Average
2	4954.00	32.49	11.85	44.39	35.71	53.02	74.00	20.98	Peak
3	14598.00	39.80	14.60	28.75	34.56	48.59	54.00	5.41	Average
4	14598.00	39.80	14.60	40.07	34.56	59.91	74.00	14.09	Peak

Remarks: 1. Emission Level= Antenna Factor + Cable Loss + Reading  
 -Amp Factor  
 2. The emission levels that are 20dB below the official  
 limit are not reported.



No.6 Ke Feng Road,Block 52,  
ShenZhen Science & Industry Park  
Nantou, ShenZhen, GuangDong, China  
Tel:+86-755-26639495-7  
Fax:+86-755-26632877  
Postcode:518057



Site no. : 3m Chamber Data no. : 12  
 Dis. / Ant. : 3m 2016 MCTD1209 3007 Ant. pol. : VERTICAL  
 Limit : FCC PART 15C PEAK Pre : 104.2kPa  
 Env. / Ins. : 23.7°C/56.2% Engineer : Alice\_yang  
 EUT : Baby Monitor M/N:MBP667 PU  
 Power rating : DC 5V From Adapter Input AC 120V/60Hz  
 Test Mode : GFSK 2477MHz Tx Mode

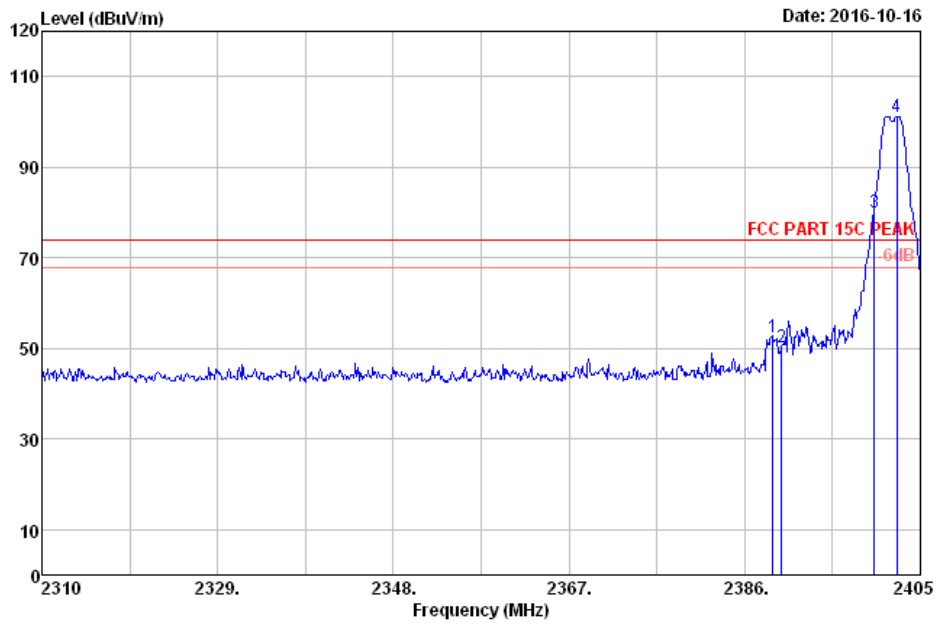
No.	Freq. (MHz)	Ant. Factor (dB/m)	Cable Loss (dB)	Reading (dBuV)	AMP factor (dB)	Emission Level (dBuV/m)	Limits (dBuV/m)	Margin (dB)	Remark
1	4954.00	32.49	11.85	33.47	35.71	42.10	54.00	11.90	Average
2	4954.00	32.49	11.85	45.19	35.71	53.82	74.00	20.18	Peak
3	14850.00	39.30	14.80	28.59	34.63	48.06	54.00	5.94	Average
4	14850.00	39.30	14.80	40.33	34.63	59.80	74.00	14.20	Peak

Remarks: 1. Emission Level= Antenna Factor + Cable Loss + Reading - Amp Factor  
 2. The emission levels that are 20dB below the official limit are not reported.

**Appendix C.2: Test Results of Radiated Emissions in Restricted Bands**  
Low channel



No.6 Ke Feng Road,Block 52,  
ShenZhen Science & Industry Park  
Nantou, ShenZhen, GuangDong, China  
Tel:+86-755-26639495-7  
Fax:+86-755-26632877  
Postcode:518057



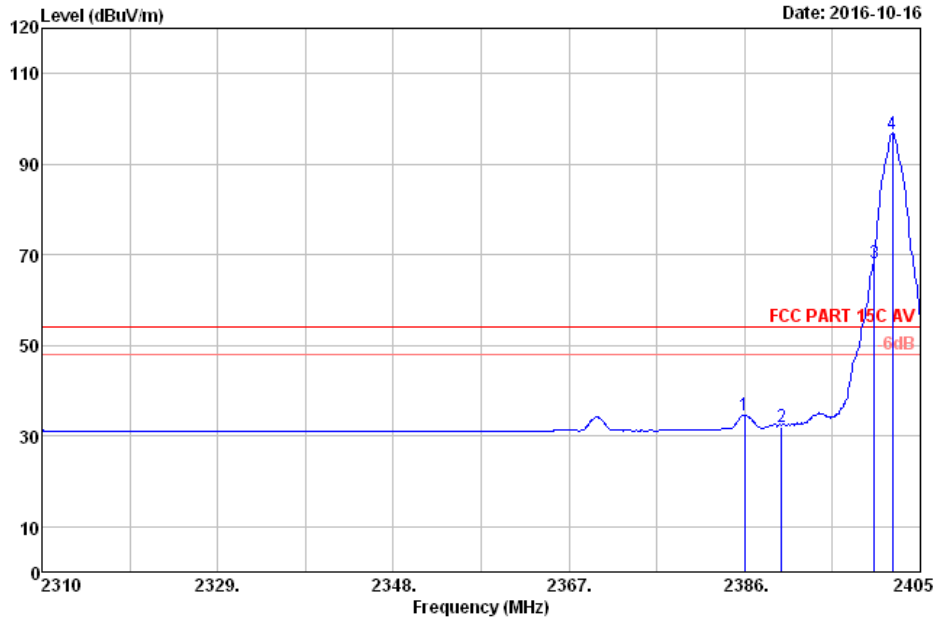
Site no. : 3m Chamber Data no. : 13  
 Dis. / Ant. : 3m 2016 MCTD1209 3007 Ant. pol. : VERTICAL  
 Limit : FCC PART 15C PEAK Pre : 104.2kPa  
 Env. / Ins. : 23.7°C/56.2% Engineer : Alice\_yang  
 EUT : Baby Monitor M/N:MBP667 PU  
 Power rating : DC 5V From Adapter Input AC 120V/60Hz  
 Test Mode : GFSK 2402MHz Tx Mode

No.	Freq. (MHz)	Ant. Factor (dB/m)	Cable Loss (dB)	Reading (dBuV)	AMP factor (dB)	Emission Level (dBuV/m)	Limits (dBuV/m)	Margin (dB)	Remark
1	2389.04	28.12	8.33	52.51	36.39	52.57	74.00	21.43	Peak
2	2390.00	28.12	8.33	50.22	36.39	50.28	74.00	23.72	Peak
3	2400.00	28.14	8.34	80.02	36.39	80.11	74.00	-6.11	Peak
4	2402.44	28.14	8.34	101.00	36.39	101.09	74.00	-27.09	Peak

Remarks: 1. Emission Level= Antenna Factor + Cable Loss + Reading - Amp Factor  
 2. The emission levels that are 20dB below the official limit are not reported.



No.6 Ke Feng Road,Block 52,  
ShenZhen Science & Industry Park  
Nantou, ShenZhen, GuangDong, China  
Tel:+86-755-26639495-7  
Fax:+86-755-26632877  
Postcode:518057



Site no. : 3m Chamber Data no. : 14  
Dis. / Ant. : 3m 2016 MCTD1209 3007 Ant. pol. : VERTICAL  
Limit : FCC PART 15C AV Pre : 104.2kPa  
Env. / Ins. : 23.7°C/56.2% Engineer : Alice\_yang  
EUT : Baby Monitor M/N:MBP667 PU  
Power rating : DC 5V From Adapter Input AC 120V/60Hz  
Test Mode : GFSK 2402MHz Tx Mode

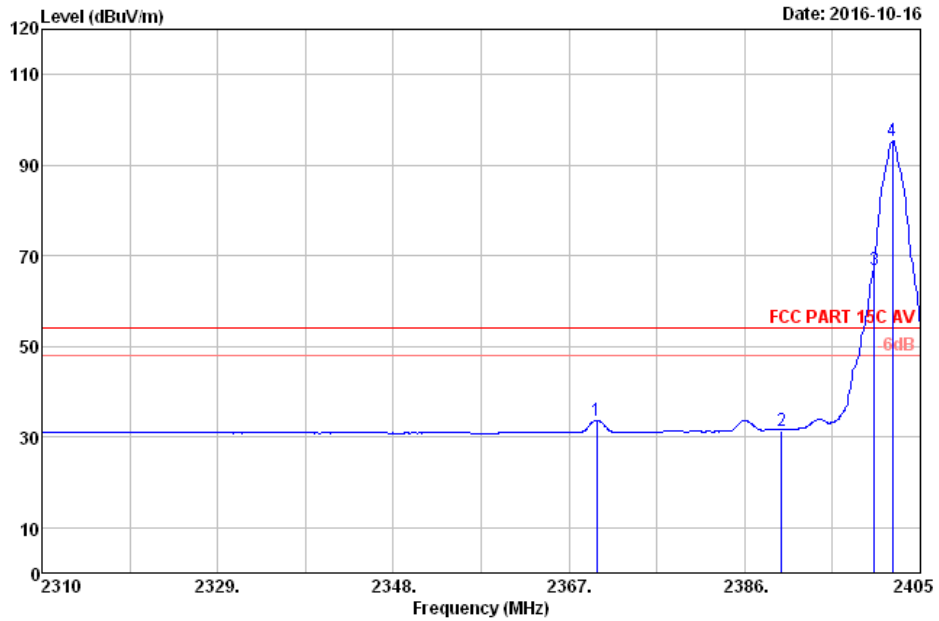
No.	Freq. (MHz)	Ant. Factor (dB/m)	Cable Loss (dB)	Reading (dBuV)	AMP factor (dB)	Emission Level (dBuV/m)	Limits (dBuV/m)	Margin (dB)	Remark
1	2386.00	28.12	8.32	34.39	36.39	34.44	54.00	19.56	Average
2	2390.00	28.12	8.33	32.03	36.39	32.09	54.00	21.91	Average
3	2400.00	28.14	8.34	68.12	36.39	68.21	54.00	-14.21	Average
4	2401.96	28.14	8.34	96.58	36.39	96.67	54.00	-42.67	Average

Remarks: 1. Emission Level= Antenna Factor + Cable Loss + Reading  
-Amp Factor  
2. The emission levels that are 20dB below the official  
limit are not reported.

High channel



No.6 Ke Feng Road,Block 52,  
ShenZhen Science & Industry Park  
Nantou, ShenZhen, GuangDong, China  
Tel:+86-755-26639495-7  
Fax:+86-755-26632877  
Postcode:518057



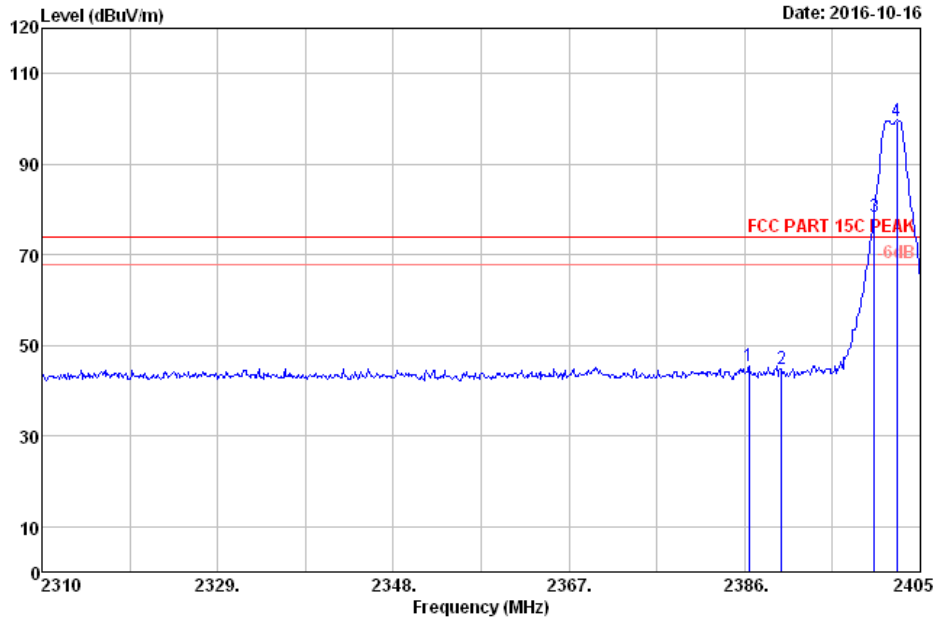
Site no. : 3m Chamber Data no. : 15  
 Dis. / Ant. : 3m 2016 MCTD1209 3007 Ant. pol. : HORIZONTAL  
 Limit : FCC PART 15C AV Pre : 104.2kPa  
 Env. / Ins. : 23.7°C/56.2% Engineer : Alice\_yang  
 EUT : Baby Monitor M/N:MBP687 PU  
 Power rating : DC 5V From Adapter Input AC 120V/60Hz  
 Test Mode : GFSK 2402MHz Tx Mode

No.	Freq. (MHz)	Ant. Factor (dB/m)	Cable Loss (dB)	Reading (dBuV)	AMP factor (dB)	Emission Level (dBuV/m)	Limits (dBuV/m)	Margin (dB)	Remark
1	2370.04	28.09	8.31	33.57	36.39	33.58	54.00	20.42	Average
2	2390.00	28.12	8.33	31.44	36.39	31.50	54.00	22.50	Average
3	2400.00	28.14	8.34	66.65	36.39	66.74	54.00	-12.74	Average
4	2401.96	28.14	8.34	95.15	36.39	95.24	54.00	-41.24	Average

Remarks: 1. Emission Level= Antenna Factor + Cable Loss + Reading - Amp Factor  
 2. The emission levels that are 20dB below the official limit are not reported.



No.6 Ke Feng Road,Block 52,  
ShenZhen Science & Industry Park  
Nantou, ShenZhen, GuangDong, China  
Tel:+86-755-26639495-7  
Fax:+86-755-26632877  
Postcode:518057



Site no. : 3m Chamber Data no. : 16  
 Dis. / Ant. : 3m 2016 MCTD1209 3007 Ant. pol. : HORIZONTAL  
 Limit : FCC PART 15C PEAK Pre : 104.2kPa  
 Env. / Ins. : 23.7°C/56.2% Engineer : Alice\_yang  
 EUT : Baby Monitor M/N:MBP667 PU  
 Power rating : DC 5V From Adapter Input AC 120V/60Hz  
 Test Mode : GFSK 2402MHz Tx Mode

No.	Freq. (MHz)	Ant. Factor (dB/m)	Cable Loss (dB)	Reading (dBuV)	AMP factor (dB)	Emission Level (dBuV/m)	Limits (dBuV/m)	Margin (dB)	Remark
1	2386.48	28.12	8.32	45.30	36.39	45.35	74.00	28.65	Peak
2	2390.00	28.12	8.33	44.59	36.39	44.65	74.00	29.35	Peak
3	2400.00	28.14	8.34	78.42	36.39	78.51	74.00	-4.51	Peak
4	2402.44	28.14	8.34	99.49	36.39	99.58	74.00	-25.58	Peak

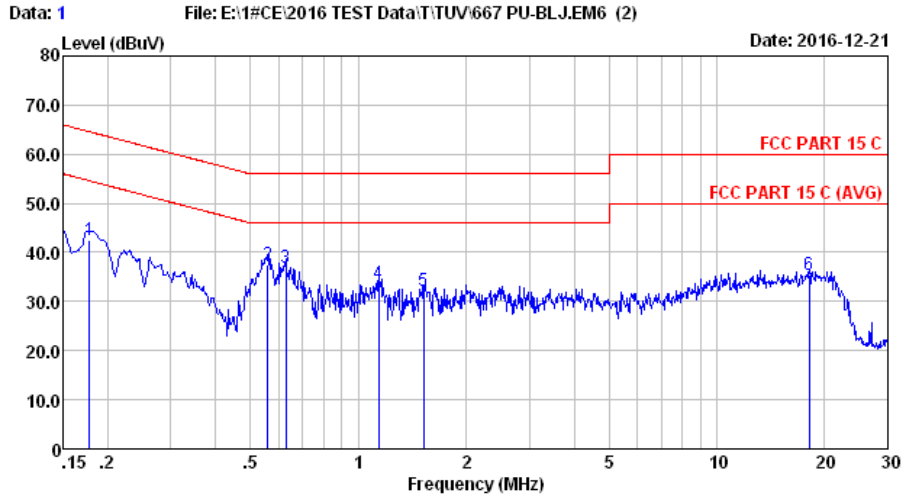
Remarks: 1. Emission Level= Antenna Factor + Cable Loss + Reading  
-Amp Factor  
 2. The emission levels that are 20dB below the official  
limit are not reported.



**Appendix C.3: Test Results of Conducted Emission on AC Mains  
C mode with adapter #1**



No.6 Ke Feng Road, Science & Technology Park  
Nanshan District, ShenZhen, GuangDong, China  
Tel: +86-755-26639495-7  
Fax: +86-755-26632877  
Postcode: 518057



Site no :1# Conduction Data No :1  
Dis./Lisn :2016 ESH2-Z5 LINE  
Limit :FCC PART 15 C  
Env./Ins. :23.4°C/53% Engineer :Evan  
EUT :Baby Monitor M/N:MBP667 PU  
Power Rating :DC 5V From Adapter Input AC 120V/60Hz  
Test Mode :Wireless connecting mode  
Adapter\_UL\_BLJ

No	Freq (MHz)	LISN Factor (dB)	Cable Loss (dB)	Reading (dBuV)	Emission Level (dBuV)	Limits (dBuV)	Margin (dB)	Remark
1	0.178	0.13	0.02	42.30	42.45	64.59	22.14	QP
2	0.558	0.12	0.03	37.38	37.53	56.00	18.47	QP
3	0.627	0.13	0.04	36.63	36.80	56.00	19.20	QP
4	1.141	0.18	0.07	33.33	33.58	56.00	22.42	QP
5	1.519	0.19	0.07	32.04	32.30	56.00	23.70	QP
6	18.135	0.71	0.19	34.41	35.31	60.00	24.69	QP

Remarks: 1.Emission Level=LISN Factor+Cable Loss+Reading.  
2.If the average limit is met when using a quasi-peak detector, the EUT shall be deemed to meet both limits and measurement with average detector is unnecessary.

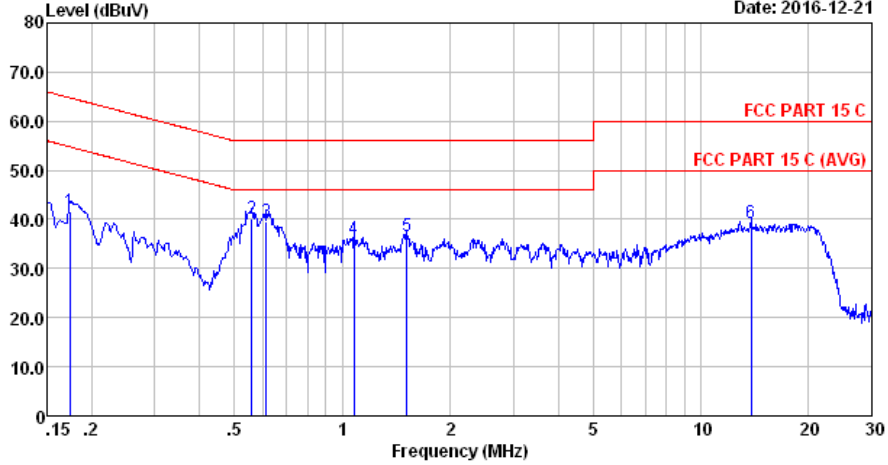


No.6 Ke Feng Road, Science & Technology Park  
Nanshan District, Shenzhen, Guangdong, China  
Tel: +86-755-26639495-7  
Fax: +86-755-26632877  
Postcode: 518057

Data: 2

File: E:\1#CE\2016 TEST Data\TUV\667 PU-BLJ.EM6 (2)

Date: 2016-12-21



Site no :1# Conduction Data No :2  
Dis./Lisn :2016 ESH2-25 NEUTRAL  
Limit :FCC PART 15 C  
Env./Ins. :23.4°C/53% Engineer :Evan  
EUT :Baby Monitor M/N:MBP667 PU  
Power Rating :DC 5V From Adapter Input AC 120V/60Hz  
Test Mode :Wireless connecting mode  
Adapter\_UL\_B LJ

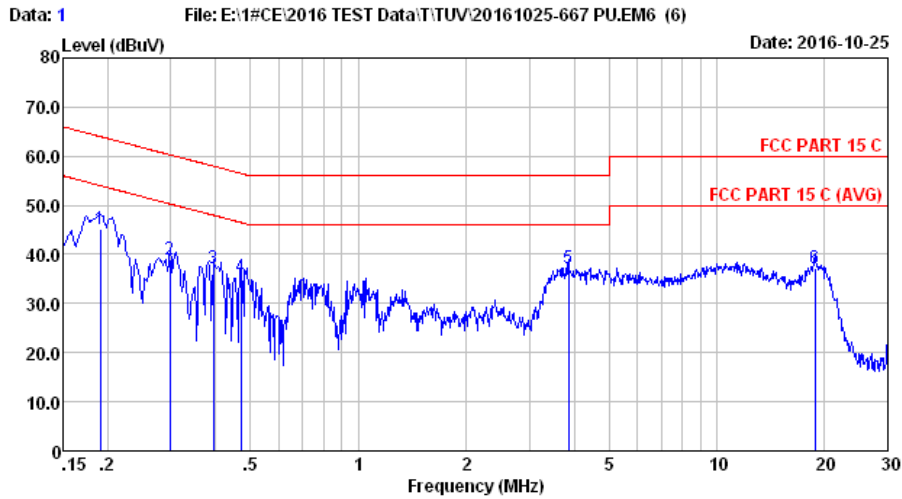
No	Freq (MHz)	LISN Factor (dB)	Cable Loss (dB)	Reading (dBuV)	Emission Level (dBuV)	Limits (dBuV)	Margin (dB)	Remark
1	0.174	0.13	0.02	41.61	41.76	64.77	23.01	QP
2	0.558	0.15	0.03	39.89	40.07	56.00	15.93	QP
3	0.614	0.15	0.04	39.37	39.56	56.00	16.44	QP
4	1.077	0.17	0.07	35.90	36.14	56.00	19.86	QP
5	1.511	0.19	0.07	36.41	36.67	56.00	19.33	QP
6	13.841	0.49	0.17	38.58	39.24	60.00	20.76	QP

Remarks: 1.Emission Level=LISN Factor+Cable Loss+Reading.  
2.If the average limit is met when using a quasi-peak detector, the EUT shall be deemed to meet both limits and measurement with average detector is unnecessary.

C mode with adapter #2



No.6 Ke Feng Road, Science & Technology Park  
Nanshan District, Shenzhen, Guangdong, China  
Tel: +86-755-26639495-7  
Fax: +86-755-26632877  
Postcode: 518057



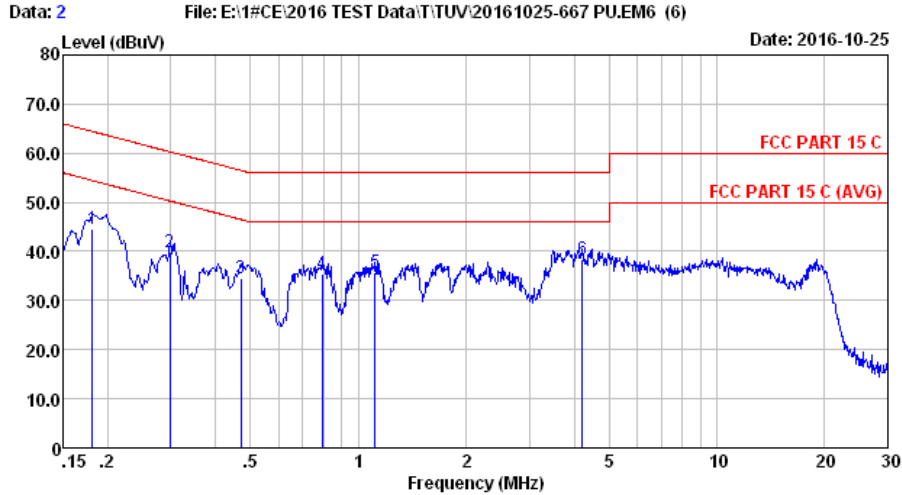
Site no :1# Conduction Data No :1  
Dis./Lisn :2015 ESH2-Z5 LINE  
Limit :FCC PART 15 C  
Env./Ins. :23.4°C/53% Engineer :Evan  
EUT :Baby Monitor M/N:MBP667 PU  
Power Rating :DC 5V From Adapter Input AC 120V/60Hz  
Test Mode :Wireless connecting mode  
Adapter\_UL\_Tenpao

No	Freq (MHz)	LISN Factor (dB)	Cable Loss (dB)	Reading (dBuV)	Emission Level (dBuV)	Limits (dBuV)	Margin (dB)	Remark
1	0.190	0.12	0.02	44.96	45.10	64.02	18.92	QP
2	0.299	0.13	0.02	38.75	38.90	60.28	21.38	QP
3	0.393	0.71	0.03	36.37	37.11	57.99	20.88	QP
4	0.471	0.31	0.03	35.04	35.38	56.49	21.11	QP
5	3.860	0.23	0.08	36.79	37.10	56.00	18.90	QP
6	18.820	0.78	0.20	36.12	37.10	60.00	22.90	QP

Remarks: 1.Emission Level=LISN Factor+Cable Loss+Reading.  
2.If the average limit is met when using a quasi-peak detector.  
the EUT shall be deemed to meet both limits and measurement  
with average detector is unnecessary.



No.6 Ke Feng Road, Science & Technology Park  
Nanshan District, Shenzhen, Guangdong, China  
Tel: +86-755-26639495-7  
Fax: +86-755-26632877  
Postcode: 518057



Site no :1# Conduction Data No :2  
 Dis./Lisn :2015 ESH2-25 NEUTRAL  
 Limit :FCC PART 15 C  
 Env./Ins. :23.4°C/53% Engineer :Evan  
 EUT :Baby Monitor M/N:MBP667 PU  
 Power Rating :DC 5V From Adapter Input AC 120V/60Hz  
 Test Mode :Wireless connecting mode  
 Adapter\_UL\_Tenpao

No	Freq (MHz)	LISN Factor (dB)	Cable Loss (dB)	Reading (dBuV)	Emission Level (dBuV)	Limits (dBuV)	Margin (dB)	Remark
1	0.182	0.12	0.02	44.31	44.45	64.42	19.97	QP
2	0.299	0.13	0.02	39.73	39.88	60.28	20.40	QP
3	0.471	0.14	0.03	34.34	34.51	56.49	21.98	QP
4	0.792	0.15	0.05	35.22	35.42	56.00	20.58	QP
5	1.111	0.17	0.07	35.43	35.67	56.00	20.33	QP
6	4.224	0.26	0.09	38.16	38.51	56.00	17.49	QP

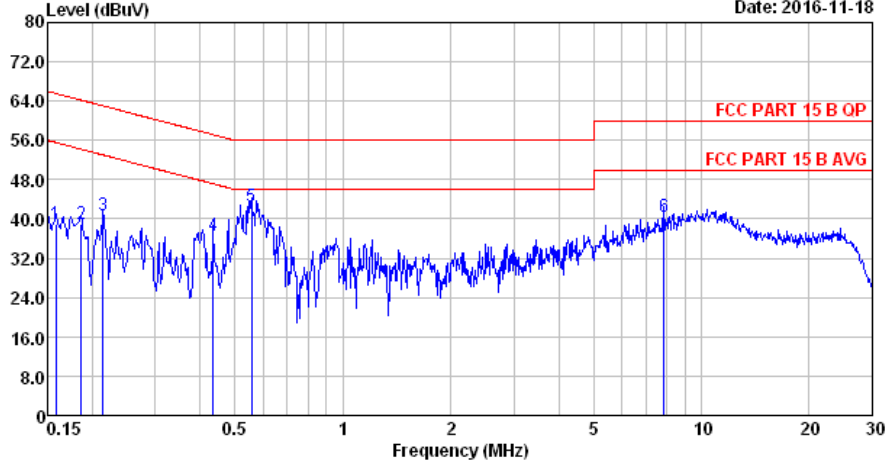
Remarks: 1.Emission Level=LISN Factor+Cable Loss+Reading.  
 2.If the average limit is met when using a quasi-peak detector.  
 the EUT shall be deemed to meet both limits and measurement  
 with average detector is unnecessary.

D mode with adapter #1



No.6 Kefeng Road, Science & Technology Park  
Nanshan District, Shenzhen, Guangdong, China  
Tel:+86-755-26639495-7  
Fax:+86-755-26632877  
Postcode:518057

Data: 19 File: E:\2016 Test Data\T\TUV\20161115 667 845 CE.EM6 (24) Date: 2016-11-18



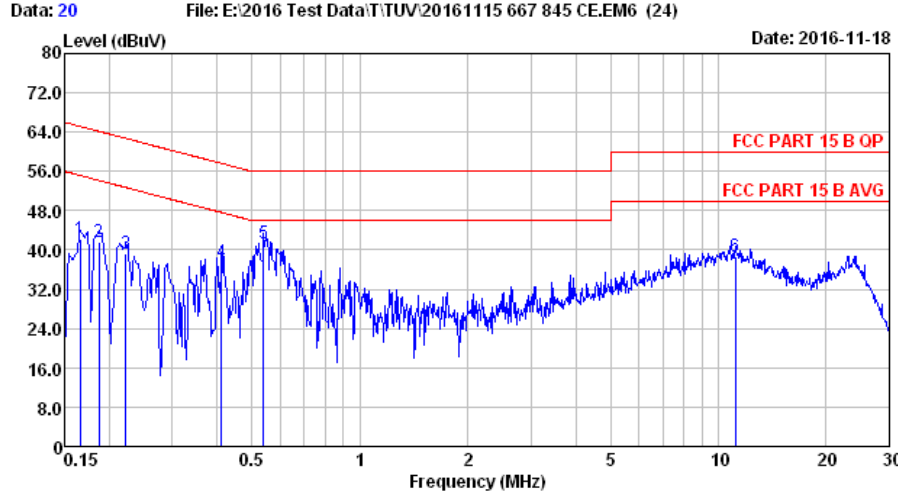
Site no :1# Conduction Data No :19  
Dis./Lisn :2016 ESH2-25 NEUTRAL LISN phase:  
Limit :FCC PART 15 B QP  
Env./Ins. :22.8\*C/53% Engineer :Alvis-Wu  
EUT :Baby Monitor M/N:MBP667 PU  
Power Rating :DC 5V From Adapter Input AC 120V/60Hz  
Test Mode :Charging Mode  
Adapter\_UL\_B LJ

No	Freq (MHz)	LISN Factor (dB)	Cable Loss (dB)	Reading (dBuV)	Emission Level (dBuV)	Limits (dBuV)	Margin (dB)	Remark
1	0.158	0.13	0.02	38.91	39.06	65.56	26.50	QP
2	0.186	0.13	0.02	38.68	38.83	64.20	25.37	QP
3	0.214	0.13	0.02	40.56	40.71	63.05	22.34	QP
4	0.435	0.15	0.03	36.52	36.70	57.15	20.45	QP
5	0.555	0.15	0.03	42.22	42.40	56.00	13.60	QP
6	7.852	0.33	0.12	40.12	40.57	60.00	19.43	QP

Remarks: 1.Emission Level=LISN Factor+Cable Loss+Reading.  
2.If the average limit is met when using a quasi-peak detector. the EUT shall be deemed to meet both limits and measurement with average detector is unnecessary.



No.6 Kefeng Road, Science & Technology Park  
Nanshan District, Shenzhen, Guangdong, China  
Tel:+86-755-26639495-7  
Fax:+86-755-26632877  
Postcode:518057



Site no :1# Conduction Data No :20  
Dis./Lisn :2016 ESH2-25 LINE LISN phase:  
Limit :FCC PART 15 B QP  
Env./Ins. :22.8°C/53% Engineer :Alvis-Wu  
EUT :Baby Monitor M/N:MBP667 PU  
Power Rating :DC 5V From Adapter Input AC 120V/60Hz  
Test Mode :Charging Mode  
Adapter\_UL\_B LJ

No	Freq (MHz)	LISN Factor (dB)	Cable Loss (dB)	Reading (dBuV)	Emission Level (dBuV)	Limits (dBuV)	Margin (dB)	Remark
1	0.166	0.13	0.02	41.98	42.13	65.16	23.03	QP
2	0.187	0.13	0.02	41.45	41.60	64.15	22.55	QP
3	0.222	0.13	0.02	39.07	39.22	62.74	23.52	QP
4	0.410	0.13	0.03	37.33	37.49	57.64	20.15	QP
5	0.538	0.12	0.03	41.24	41.39	56.00	14.61	QP
6	11.139	0.40	0.15	38.18	38.73	60.00	21.27	QP

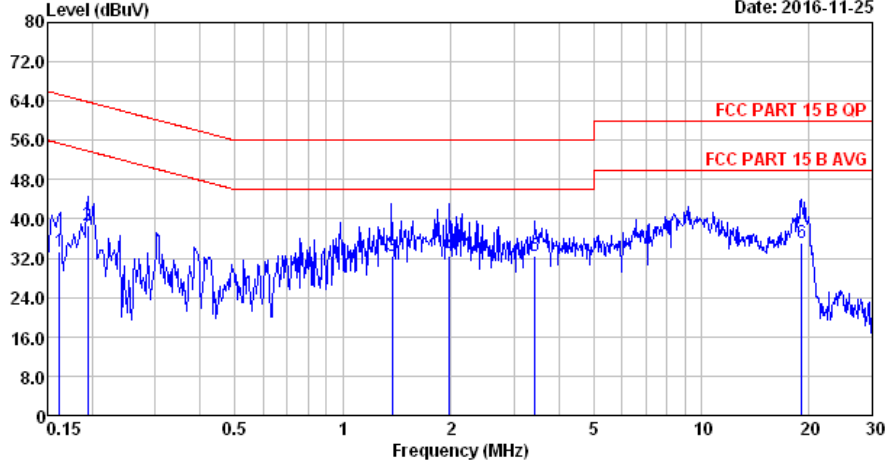
Remarks: 1.Emission Level=LISN Factor+Cable Loss+Reading.  
2.If the average limit is met when using a quasi-peak detector, the EUT shall be deemed to meet both limits and measurement with average detector is unnecessary.

D mode with adapter #2



No.6 Kefeng Road, Science & Technology Park  
Nanshan District, Shenzhen, Guangdong, China  
Tel:+86-755-26639495-7  
Fax:+86-755-26632877  
Postcode:518057

Data: 9 File: E:\2016 Test Data\TUV 1\20161125- 667 845 ce.EM6 (24) Date: 2016-11-25



Site no :1# Conduction Data No :9  
Dis./Lisn :2016 ESH2-25 LINE LISN phase:  
Limit :FCC PART 15 B QP  
Env./Ins. :23.2\*C/52% Engineer :Alvis-Wu  
EUT :Baby Monitor M/N:MBP667 PU  
Power Rating :DC 5V From Adapter Input AC 120V/60Hz  
Test Mode :Charging Mode  
Adapter\_UL\_Tenpao

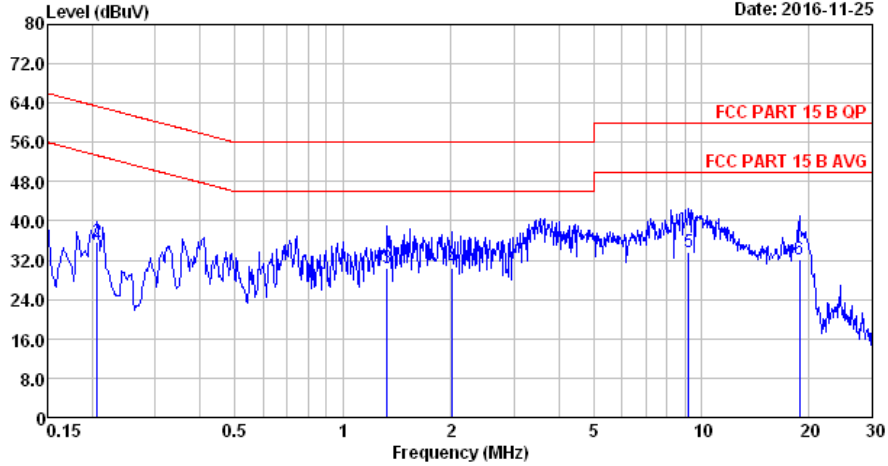
No	Freq (MHz)	LISN Factor (dB)	Cable Loss (dB)	Reading (dBuV)	Emission Level (dBuV)	Limits (dBuV)	Margin (dB)	Remark
1	0.162	0.13	0.02	33.20	33.35	65.36	32.01	QP
2	0.194	0.13	0.02	38.60	38.75	63.86	25.11	QP
3	1.370	0.19	0.07	32.10	32.36	56.00	23.64	QP
4	1.982	0.20	0.07	32.10	32.37	56.00	23.63	QP
5	3.442	0.22	0.08	32.10	32.40	56.00	23.60	QP
6	19.010	0.75	0.20	34.20	35.15	60.00	24.85	QP

Remarks: 1.Emission Level=LISN Factor+Cable Loss+Reading.  
2.If the average limit is met when using a quasi-peak detector.  
the EUT shall be deemed to meet both limits and measurement  
with average detector is unnecessary.



No.6 Kefeng Road, Science & Technology Park  
Nanshan District, Shenzhen, Guangdong, China  
Tel:+86-755-26639495-7  
Fax:+86-755-26632877  
Postcode:518057

Data: 10 File: E:\2016 Test Data\TUV 1\20161125-667 845 ce.EM6 (24) Date: 2016-11-25



Site no :1# Conduction Data No :10  
Dis./Lisn :2016 ESH2-25 NEUTRAL LISN phase:  
Limit :FCC PART 15 B QP  
Env./Ins. :23.2\*C/52% Engineer :Alvis-Uu  
EUT :Baby Monitor M/N:MBP667 PU  
Power Rating :DC 5V From Adapter Input AC 120V/60Hz  
Test Mode :Charging Mode  
Adapter\_UL\_Tenpao

No	Freq (MHz)	LISN Factor (dB)	Cable Loss (dB)	Reading (dBuV)	Emission Level (dBuV)	Limits (dBuV)	Margin (dB)	Remark
1	0.150	0.13	0.02	33.50	33.65	66.00	32.35	QP
2	0.206	0.13	0.02	35.60	35.75	63.37	27.62	QP
3	1.330	0.19	0.07	30.20	30.46	56.00	25.54	QP
4	2.022	0.20	0.08	30.10	30.38	56.00	25.62	QP
5	9.210	0.34	0.13	33.20	33.67	60.00	26.33	QP
6	18.810	0.76	0.20	31.20	32.16	60.00	27.84	QP

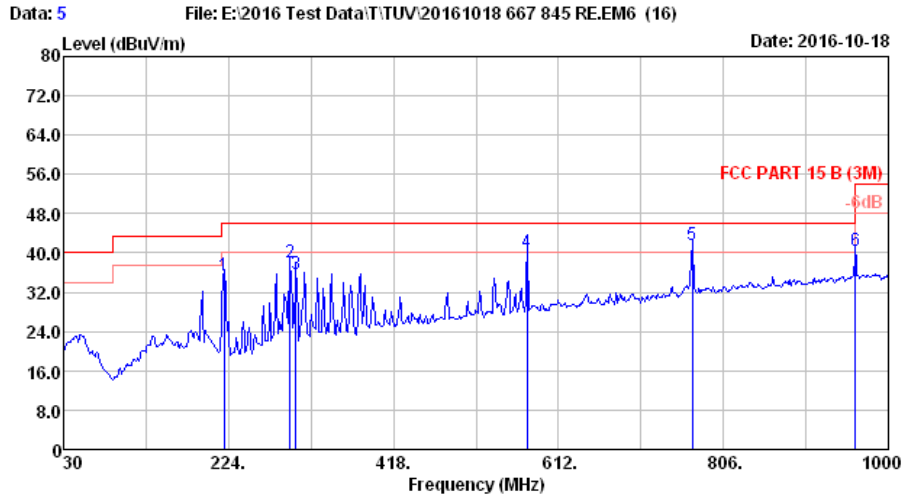
Remarks: 1.Emission Level=LISN Factor+Cable Loss+Reading.  
2.If the average limit is met when using a quasi-peak detector, the EUT shall be deemed to meet both limits and measurement with average detector is unnecessary.



**Appendix C.4: Test Results of Radiated Emission**  
D mode, Below 1GHz, adapter #1



No.6 Kefeng Road, Science & Technology Park  
Nanshan District, Shenzhen, Guangdong, China  
Tel:+86-755-26639495-7  
Fax:+86-755-26632877  
Postcode:518057



Site no. : 3m Chamber Data no. : 5  
Dis. / Ant. : 3m ANT 2016 9168 710 Ant. pol. : HORIZONTAL  
Limit : FCC PART 15 B (3M)  
Env. / Ins. : 21.1°C/50% Engineer : Lynn  
EUT : Baby Monitor M/N:MBP667 PU  
Power rating : DC 5V From Adapter Input AC 120V/60Hz  
Test Mode : Charging Mode  
Adapter\_UL\_B LJ

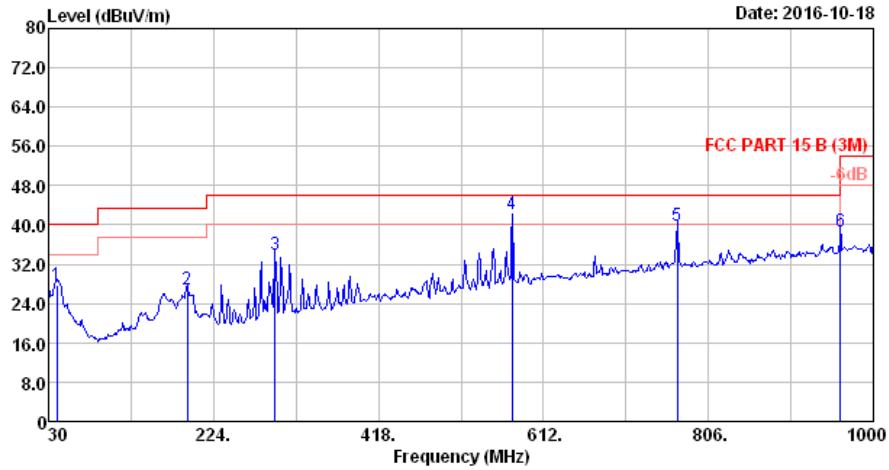
No.	Freq. (MHz)	Ant. Factor (dB/m)	Cable Loss (dB)	AMP factor (dB)	Reading (dBuV)	Emission Level (dBuV/m)	Limits (dBuV/m)	Margin (dB)	Remark
1	219.15	17.06	1.19	0.00	17.27	35.52	46.00	10.48	QP
2	296.75	19.73	1.96	0.00	16.35	38.04	46.00	7.96	QP
3	303.54	19.91	2.01	0.00	13.89	35.81	46.00	10.19	QP
4	575.14	25.27	3.03	0.00	11.71	40.01	46.00	5.99	QP
5	769.14	28.15	3.85	0.00	9.72	41.72	46.00	4.28	QP
6	961.20	30.01	4.49	0.00	5.87	40.37	54.00	13.63	QP

Remarks: 1. Emission Level= Antenna Factor + Cable Loss + Reading  
- Amp Factor  
2. The emission levels that are 20dB below the official  
limit are not reported.



No.6 Kefeng Road, Science & Technology Park  
Nanshan District, Shenzhen, Guangdong, China  
Tel:+86-755-26639495-7  
Fax:+86-755-26632877  
Postcode:518057

Data: 6 File: E:\2016 Test Data\TUV\20161018 667 845 RE.EM6 (16)



Site no. : 3m Chamber Data no. : 6  
Dis. / Ant. : 3m ANT 2016 9168 710 Ant. pol. : VERTICAL  
Limit : FCC PART 15 B (3M)  
Env. / Ins. : 21.1°C/50% Engineer : Lynn  
EUT : Baby Monitor M/N:MBP667 PU  
Power rating : DC 5V From Adapter Input AC 120V/60Hz  
Test Mode : Charging Mode  
Adapter\_UL\_B LJ

No.	Freq. (MHz)	Ant. Factor (dB/m)	Cable Loss (dB)	AMP factor (dB)	Reading (dBuV)	Emission Level (dBuV/m)	Limits (dBuV/m)	Margin (dB)	Remark
1	39.70	20.03	0.69	0.00	7.08	27.80	40.00	12.20	QP
2	192.96	16.98	1.01	0.00	8.96	26.95	43.50	16.55	QP
3	296.75	19.73	1.96	0.00	12.28	33.97	46.00	12.03	QP
4	575.14	25.27	3.03	0.00	13.95	42.25	46.00	3.75	QP
5	769.14	28.15	3.85	0.00	7.83	39.83	46.00	6.17	QP
6	961.20	30.01	4.49	0.00	4.08	38.58	54.00	15.42	QP

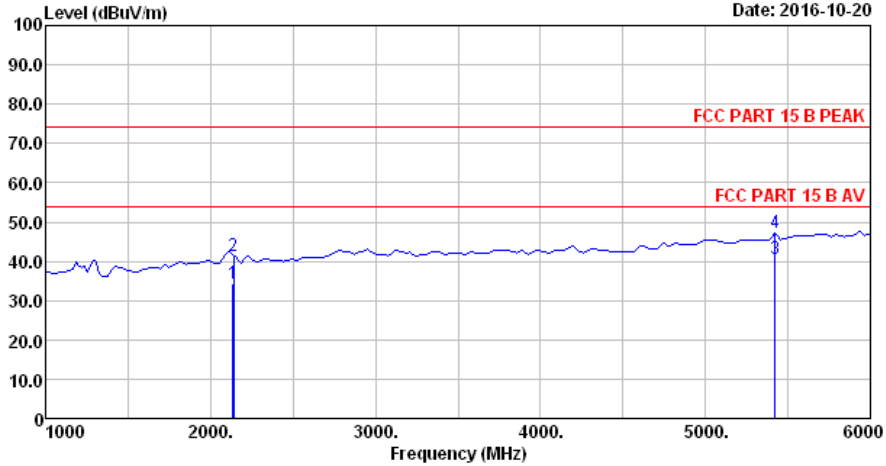
Remarks: 1. Emission Level= Antenna Factor + Cable Loss + Reading  
-Amp Factor  
2. The emission levels that are 20dB below the official  
limit are not reported.

D mode, Above 1GHz, adapter #1



No.6 Kefeng Road, Science & Technology Park  
Nanshan District, Shenzhen, Guangdong, China  
Tel:+86-755-26639495-7  
Fax:+86-755-26632877  
Postcode:518057

Data: 13 File: E:\2016 Test Data\T\TUV\20161018 667 845 RE.EM6 (16) Date: 2016-10-20



Site no. : 3m Chamber Data no. : 13  
Dis. / Ant. : 3m 2016 MCTD1209 3006 Ant. pol. : VERTICAL  
Limit : FCC PART 15 B PEAK  
Env. / Ins. : 23.5°C/39% Engineer : Frank  
EUT : Baby Monitor M/N:MBP667 PU  
Power rating : DC 5V From Adapter Input AC 120V/60Hz  
Test Mode : Charging Mode  
Adapter\_UL\_B LJ

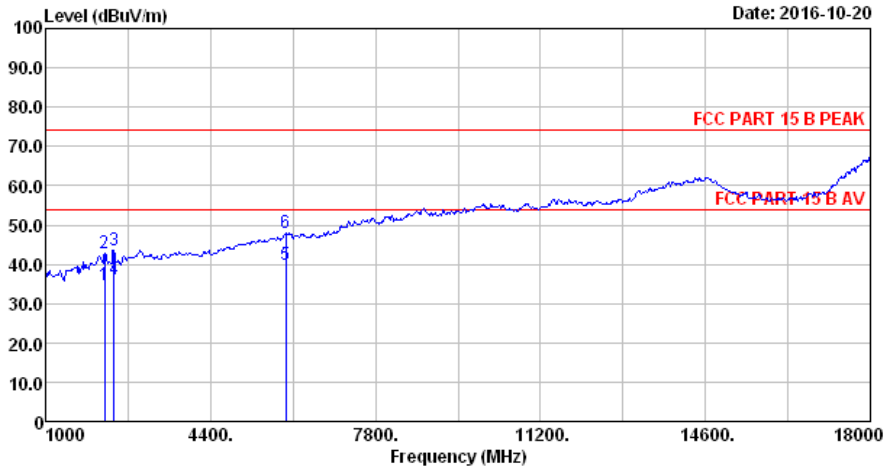
No.	Freq. (MHz)	Ant. Factor (dB/m)	Cable Loss (dB)	AMP factor (dB)	Reading (dBuV)	Emission Level (dBuV/m)	Limits (dBuV/m)	Margin (dB)	Remark
1	2137.25	28.08	2.74	34.63	38.26	34.45	54.00	19.55	Average
2	2139.97	28.08	2.74	34.63	45.20	41.39	74.00	32.61	Peak
3	5422.01	33.98	4.32	33.91	36.25	40.64	54.00	13.36	Average
4	5422.68	33.98	4.32	33.91	42.76	47.15	74.00	26.85	Peak
5	6780.34	34.80	4.94	34.01	43.09	48.82	74.00	25.18	Peak
6	6782.14	34.80	4.94	34.01	35.28	41.01	54.00	12.99	Average

Remarks: 1. Emission Level= Antenna Factor + Cable Loss + Reading - Amp Factor  
2. The emission levels that are 20dB below the official limit are not reported.



No.6 Kefeng Road, Science & Technology Park  
Nanshan District, Shenzhen, Guangdong, China  
Tel:+86-755-26639495-7  
Fax:+86-755-26632877  
Postcode:518057

Data: 14 File: E:\2016 Test Data\T\TUV\20161018 667 845 RE.EM6 (16)



Date: 2016-10-20

Site no. : 3m Chamber Data no. : 14  
 Dis. / Ant. : 3m 2016 MCTD1209 3006 Ant. pol. : HORIZONTAL  
 Limit : FCC PART 15 B PEAK  
 Env. / Ins. : 23.5°C/39% Engineer : Frank  
 EUT : Baby Monitor M/N:MBP667 PU  
 Power rating : DC 5V From Adapter Input AC 120V/60Hz  
 Test Mode : Charging Mode  
 Adapter\_UL\_B LJ

No.	Freq. (MHz)	Ant. Factor (dB/m)	Cable Loss (dB)	AMP factor (dB)	Reading (dBuV)	Emission Level (dBuV/m)	Limits (dBuV/m)	Margin (dB)	Remark
1	2223.14	28.13	2.74	34.59	38.27	34.55	54.00	19.45	Average
2	2224.25	28.13	2.74	34.59	46.53	42.81	74.00	31.19	Peak
3	2412.26	28.25	2.75	34.52	47.21	43.69	74.00	30.31	Peak
4	2412.49	28.25	2.75	34.52	39.56	36.04	54.00	17.96	Average
5	5945.27	34.37	4.67	33.58	34.52	39.98	54.00	14.02	Average
6	5947.63	34.37	4.67	33.58	42.41	47.87	74.00	26.13	Peak

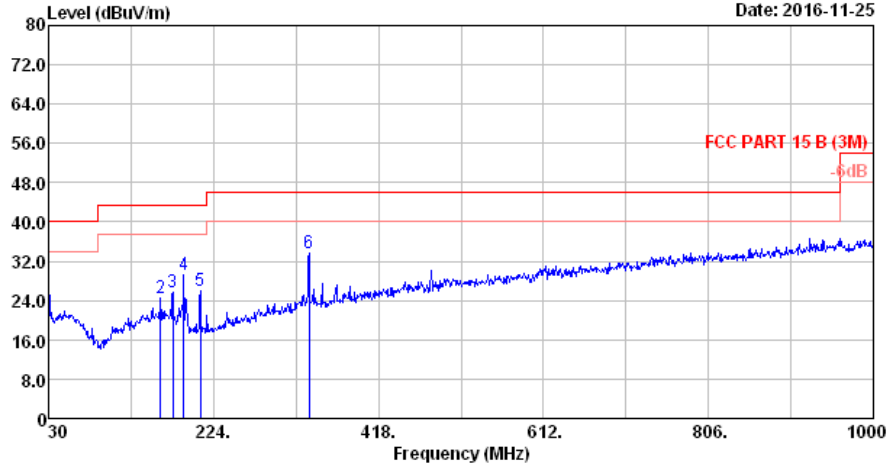
Remarks: 1. Emission Level= Antenna Factor + Cable Loss + Reading - Amp Factor  
 2. The emission levels that are 20dB below the official limit are not reported.

D mode, Below 1GHz, adapter #2



No.6 Kefeng Road, Science & Technology Park  
Nanshan District, Shenzhen, Guangdong, China  
Tel:+86-755-26639495-7  
Fax:+86-755-26632877  
Postcode:518057

Data: 3 File: E:\2016 Test Data\T\TUV\20161125.EM6 (8) Date: 2016-11-25



Site no. : 3m Chamber Data no. : 3  
Dis. / Ant. : 3m ANT 2016 9168 710 Ant. pol. : HORIZONTAL  
Limit : FCC PART 15 B (3M)  
Env. / Ins. : 22.1°C/51.3% Engineer : Alvis-Wu  
EUT : Baby Monitor M/N:MBP667 PU  
Power rating : DC 5V From adapter Input AC 120V/60Hz  
Test Mode : Charging Mode  
Adapter\_UL\_Tenpao

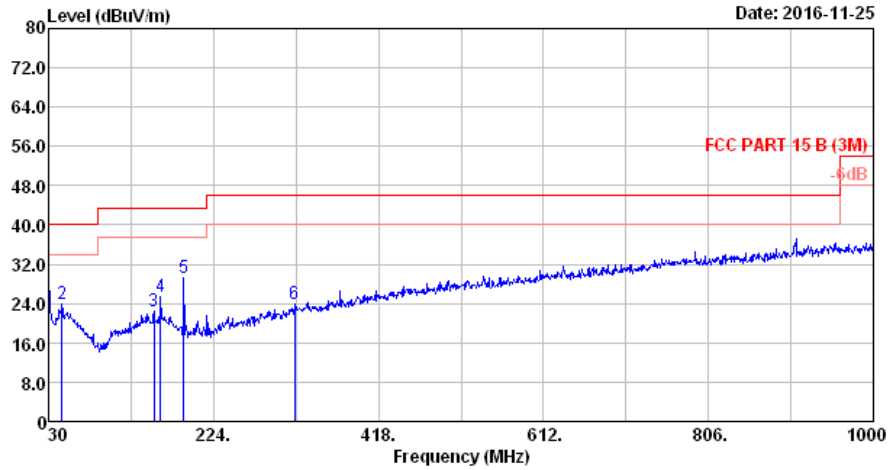
No.	Freq. (MHz)	Ant. Factor (dB/m)	Cable Loss (dB)	AMP factor (dB)	Reading (dBuV)	Emission Level (dBuV/m)	Limits (dBuV/m)	Margin (dB)	Remark
1	30.00	19.28	0.59	0.00	7.62	27.49	40.00	12.51	QP
2	161.92	19.74	1.05	0.00	3.84	24.63	43.50	18.87	QP
3	176.47	18.91	1.03	0.00	5.79	25.73	43.50	17.77	QP
4	189.08	17.29	1.01	0.00	10.93	29.23	43.50	14.27	QP
5	208.48	16.89	1.09	0.00	7.93	25.91	43.50	17.59	QP
6	336.52	20.87	2.16	0.00	10.48	33.51	46.00	12.49	QP

Remarks: 1. Emission Level= Antenna Factor + Cable Loss + Reading  
- Amp Factor  
2. The emission levels that are 20dB below the official  
limit are not reported.



No.6 Kefeng Road, Science & Technology Park  
Nanshan District, Shenzhen, Guangdong, China  
Tel:+86-755-26639495-7  
Fax:+86-755-26632877  
Postcode:518057

Data: 4 File: E:\2016 Test Data\TUV\20161125.EM6 (8)



Site no. : 3m Chamber Data no. : 4  
Dis. / Ant. : 3m ANT 2016 9168 710 Ant. pol. : VERTICAL  
Limit : FCC PART 15 B (3M)  
Env. / Ins. : 22.1°C/51.3% Engineer : Alvis-Wu  
EUT : Baby Monitor M/N:MBP667 PU  
Power rating : DC 5V From adapter Input AC 120V/60Hz  
Test Mode : Charging Mode  
Adapter\_UL\_Tenpao

No.	Freq. (MHz)	Ant. Factor (dB/m)	Cable Loss (dB)	AMP factor (dB)	Reading (dBuV)	Emission Level (dBuV/m)	Limits (dBuV/m)	Margin (dB)	Remark
1	30.00	19.28	0.59	0.00	8.72	28.59	40.00	11.41	QP
2	45.52	20.46	0.76	0.00	2.69	23.91	40.00	16.09	QP
3	154.16	19.71	1.06	0.00	1.69	22.46	43.50	21.04	QP
4	161.92	19.74	1.05	0.00	4.45	25.24	43.50	18.26	QP
5	189.08	17.29	1.01	0.00	11.03	29.33	43.50	14.17	QP
6	319.06	20.35	2.08	0.00	1.49	23.92	46.00	22.08	QP

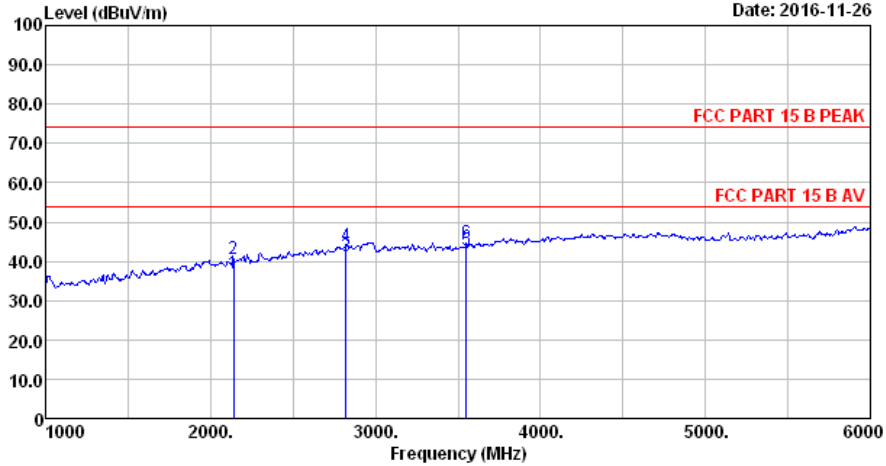
Remarks: 1. Emission Level= Antenna Factor + Cable Loss + Reading  
-Amp Factor  
2. The emission levels that are 20dB below the official  
limit are not reported.

D mode, Above 1GHz, adapter #2



No.6 Kefeng Road, Science & Technology Park  
Nanshan District, Shenzhen, Guangdong, China  
Tel:+86-755-26639495-7  
Fax:+86-755-26632877  
Postcode:518057

Data: 3 File: E:\2016 Test Data\TUV\20161126 667 845 RE H.EM6 (8) Date: 2016-11-26



Site no. : 3m Chamber Data no. : 3  
Dis. / Ant. : 3m 2016 MTD1209 3006 Ant. pol. : HORIZONTAL  
Limit : FCC PART 15 B PEAK  
Env. / Ins. : 23.3°C/45% Engineer : Alvis\_Wu  
EUT : Baby Monitor M/N:MBP667 PU  
Power rating : DC 5V From Adapter Input AC 120V/60Hz  
Test Mode : Charging Mode  
Adapter\_UL\_Tenpao

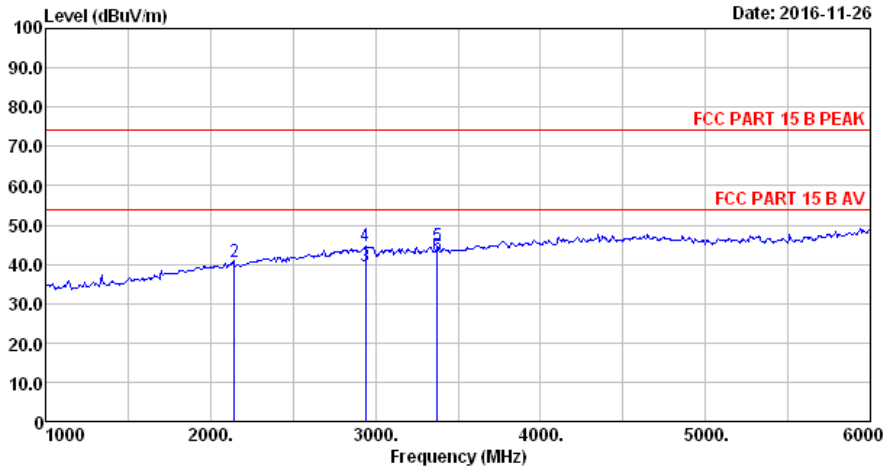
No.	Freq. (MHz)	Ant. Factor (dB/m)	Cable Loss (dB)	AMP factor (dB)	Reading (dBuV)	Emission Level (dBuV/m)	Limits (dBuV/m)	Margin (dB)	Remark
1	2141.50	27.73	2.55	34.13	40.61	36.76	54.00	17.24	Average
2	2141.80	27.73	2.55	34.13	44.59	40.74	74.00	33.26	Peak
3	2820.33	28.30	3.06	33.79	43.86	41.43	54.00	12.57	Average
4	2820.33	28.30	3.06	33.79	46.47	44.04	74.00	29.96	Peak
5	3551.49	29.55	3.41	33.31	43.29	42.94	54.00	11.06	Average
6	3551.50	29.55	3.41	33.31	44.88	44.53	74.00	29.47	Peak

Remarks: 1. Emission Level= Antenna Factor + Cable Loss + Reading - Amp Factor  
2. The emission levels that are 20dB below the official limit are not reported.



No.6 Kefeng Road, Science & Technology Park  
Nanshan District, Shenzhen, Guangdong, China  
Tel:+86-755-26639495-7  
Fax:+86-755-26632877  
Postcode:518057

Data: 4 File: E:\2016 Test Data\TUV\20161126 667 845 RE.H.EM6 (8)



Date: 2016-11-26

Site no. : 3m Chamber Data no. : 4  
Dis. / Ant. : 3m 2016 MTD1209 3006 Ant. pol. : VERTICAL  
Limit : FCC PART 15 B PEAK  
Env. / Ins. : 23.3°C/45% Engineer : Alvis\_Wu  
EUT : Baby Monitor M/N:MBP667 PU  
Power rating : DC 5V From Adapter Input AC 120V/60Hz  
Test Mode : Charging Mode  
Adapter\_UL\_Tenpao

No.	Freq. (MHz)	Ant. Factor (dB/m)	Cable Loss (dB)	AMP factor (dB)	Reading (dBuV)	Emission Level (dBuV/m)	Limits (dBuV/m)	Margin (dB)	Remark
1	2143.56	27.73	2.56	34.13	40.28	36.44	54.00	17.56	Average
2	2143.85	27.73	2.56	34.13	44.35	40.51	74.00	33.49	Peak
3	2940.35	28.30	3.15	33.73	41.67	39.39	54.00	14.61	Average
4	2940.35	28.30	3.15	33.73	46.99	44.71	74.00	29.29	Peak
5	3374.65	29.12	3.34	33.44	45.56	44.58	74.00	29.42	Peak
6	3374.80	28.91	3.32	31.27	41.23	42.19	54.00	11.81	Average

Remarks: 1. Emission Level= Antenna Factor + Cable Loss + Reading - Amp Factor  
2. The emission levels that are 20dB below the official limit are not reported.