



Appendix A: Photographs of the Test Set-Up

APPENDIX A: PHOTOGRAPHS OF THE TEST SET-UP.....	1
PHOTOGRAPH 1: SET-UP FOR RADIATED SPURIOUS EMISSION, 30MHz - 1GHz.....	2
PHOTOGRAPH 2: SET-UP FOR RADIATED SPURIOUS EMISSION, 1GHz - 18GHz.....	2
PHOTOGRAPH 3: SET-UP FOR CONDUCTED EMISSION ON AC MAINS	3
PHOTOGRAPH 4: SET-UP FOR RADIATED EMISSION, BELOW 1GHz.....	4
PHOTOGRAPH 5: SET-UP FOR RADIATED EMISSION, ABOVE 1GHz.....	4

Photograph 1: Set-up for Radiated Spurious Emission, 30MHz - 1GHz




Photograph 2: Set-up for Radiated Spurious Emission, 1GHz - 18GHz



Photograph 3: Set-up for Conducted Emission on AC Mains



Photograph 4: Set-up for Radiated Emission, Below 1GHz



Photograph 5: Set-up for Radiated Emission, Above 1GHz

