



Appendix A: Photographs of the Test Set-Up

APPENDIX A: PHOTOGRAPHS OF THE TEST SET-UP	1
PHOTOGRAPH 1: SET-UP FOR RADIO SPECTRUM TEST	2
PHOTOGRAPH 2: SET-UP FOR RADIATED SPURIOUS EMISSION, BELOW 1GHZ	2
PHOTOGRAPH 3: SET-UP FOR RADIATED SPURIOUS EMISSION, 1GHZ ~ 18GHZ	3
PHOTOGRAPH 4: SET-UP FOR RADIATED SPURIOUS EMISSION, 18GHZ ~ 26.5GHZ	3
PHOTOGRAPH 5: SET-UP FOR CONDUCTED EMISSION ON AC MAINS	4


Photograph 1: Set-up for Radio Spectrum Test




Photograph 2: Set-up for Radiated Spurious Emission, Below 1GHz



Photograph 3: Set-up for Radiated Spurious Emission, 1GHz ~ 18GHz



Photograph 4: Set-up for Radiated Spurious Emission, 18GHz ~ 26.5GHz



Photograph 5: Set-up for Conducted Emission on AC Mains

