


Appendix D

Photographs

1. SAR measurement System
2. Photographs of Tissue Simulate Liquid
3. Photographs of EUT test position
4. EUT Constructional Details

1. SAR measurement System



2. Photographs of Tissue Simulate Liquid

Photo 1: Tissue Simulant Liquid for HBBL600-10000MHz	NA
	NA

3. Photographs of EUT test position






<p>Photo 2: Left cheek</p>	<p>Photo 3: Left tilted</p>
	
<p>Photo 4: Right cheek</p>	<p>Photo 5: Right tilted</p>
	
<p>Photo 6: Front side 10mm</p>	<p>Photo 7: Back side 10mm</p>
	

Photo 8: Left side 10mm	Photo 9: Right side 10mm
	
Photo 10: Top side 10mm	Photo 11: Bottom side 10mm
	

4. EUT Constructional Details

