



CMA Testing and Certification Laboratories

廠商會檢定中心

TEST REPORT

Report No. : AU0058352(1) Date : 30 Sep 2016

Application No. : LU032103(9)

Applicant : Asian Express Holdings Limited
Room 1702 Sino Centre,
582 - 592 Nathan Road Mongkok Kowloon

Sample Description : One(1) item of submitted sample stated to be HD Video Drone
of Model No. BKST007 / BKST008
Sample registration No. : RU038082-001
Radio Frequency : 2408MHz – 2472MHz Transceiver
Rating : 3.7V rechargeable battery
: USB 5V charging adaptor
No. of submitted sample : Two (2) set (s)

Date Received : 06 Sep 2016

Test Period : 12 Sep 2016 to 21 Sep 2016

Test Requested : FCC Part 15 Certification, FCC Part 15 Verification Procedure

Test Method : 47 CFR Part 15 (10-1-15 Edition)
ANSI C63.4 – 2014, ANSI C63.10 – 2013

Test Engineer : Mr. LEUNG Shu-kan, Ken


Test Result : See attached sheet(s) from page 2 to 65.

Conclusion : The submitted sample was found to comply with requirement of FCC Part 15
Subpart B and C.

Remark : All two models are the same in circuitry and components and construction, and
therefore model BKST007 was chosen to be the representative of the test sample.
The difference(s) between the tested model and the declared model(s) is outlook

For and on behalf of
CMA Industrial Development Foundation Limited

Authorized Signature : _____


Mr. WONG Lap-pong, Andrew
Manager
Electrical Division

Page 1 of 65

FCC ID: VLEBKST007R



CMA Testing and Certification Laboratories

廠商會檢定中心

TEST REPORT

Report No. : AU0058352(1)

Date : 30 Sep 2016

Table of Contents

1	General Information	3
1.1	General Description	3
1.2	Location of the test site	4
1.3	List of measuring equipment.....	5
1.4	Measurement Uncertainty.....	6
2	Description of the emission test	7
2.1	Test Procedure	7
2.2	Conducted Emission Measurement Data	8
2.3	Radiated Emission Measurement Data	37
3	Description of the Line-conducted Test	49
3.1	Test Procedure	49
3.2	Test Result	49
3.3	Graph and Table of Conducted Emission Measurement Data	50
4	Photograph	51
4.1	Photographs of the Test Setup for Radiated Emission and Conducted Emission.....	51
4.2	Photographs of the External and Internal Configurations of the EUT.....	51
4.3	Antenna requirement.....	51
5	Appendices.....	52



CMA Testing and Certification Laboratories

廠商會檢定中心

TEST REPORT

Report No. : AU0058352(1)

Date : 30 Sep 2016

1 General Information

1.1 General Description

The equipment under test (EUT) is a copter for copter of HD Video Drone. The EUT is power by 3.7V rechargeable battery. It operates at 2408MHz – 2472MHz. When the receiver receives radio signal from transmitter, it will take the corresponding actions.

The brief circuit description is listed as follows:

- U2 and its associated circuit act as MCU
- Y1 and its associated circuit act as oscillator
- Q1, Q2, Q3, Q4 and its associated circuit act as motor



CMA Testing and Certification Laboratories

廠商會檢定中心

TEST REPORT

Report No. : AU0058352(1)

Date : 30 Sep 2016

1.2 Location of the test site

FCC Registered Test Site Number: 552221

Radiated emissions measurements are investigated and taken pursuant to the procedures of ANSI C63.10 – 2013. A Semi-Anechoic Chamber Testing Site is set up for investigation and located at:

Ground Floor, Yan Hing Centre,
9 – 13 Wong Chuk Yeung Street,
Fo Tan, Shatin,
New Territories,
Hong Kong.

Conducted emissions measurements are investigated and also taken pursuant to the procedures of ANSI C63.10 – 2013. A shielded room is located at :

Ground Floor, Yan Hing Centre,
9 – 13 Wong Chuk Yeung Street,
Fo Tan, Shatin,
New Territories,
Hong Kong.



CMA Testing and Certification Laboratories

廠商會檢定中心

TEST REPORT

Report No. : AU0058352(1)

Date : 30 Sep 2016

1.3 List of measuring equipment

Equipment	Manufacturer	Model No.	Serial No.	Calibration Due Date	Calibration Period
EMI Test Receiver	R&S	ESCI	100152	27 Sep 2016	1Year
Spectrum Analyzer	R&S	FSV40	100964	15 Mar 2017	1Year
Broadband Antenna	Schaffner	CBL6112B	2718	15 Mar 2017	2Years
Loop Antenna	EMCO	6502	00056620	25 Jan 2018	2Years
Horn Antenna	Schwarzbeck	BBHA 9120D	9120D-531	24 Nov 2016	2Years
Broadband Pre-Amplifier	Schwarzbeck	BBV 9718	9718-119	24 Nov 2016	2Years
Horn Antenna	Schwarzbeck	BBHA 9170	BBHA9170442	02 Aug 2017	2Years
Broadband Pre-Amplifier	Schwarzbeck	BBV 9719	9719-010	02 Aug 2017	2Years
Coaxial Cable	Schaffner	RG 213/U	N/A	18 May 2017	1Year
Coaxial Cable	Suhner	RG 214/U	N/A	18 May 2017	1Year
Coaxial Cable	Suhner	Sucoflex_104	N/A	13 Dec 2016	1Year
LISN	R&S	ENV216	101323	21 Oct 2016	1Year
Coaxial Cable	Tyco Electronics	RG 58C/U	N/A	01 Nov 2016	1Year
TS8997 Testing System					
Spectrum Analyzer	R&S	FSV 40	101190	12 May 2017	1Year
Vector Generator	R&S	SMBV100A	262024	04 May 2017	1Year
Generator	R&S	SMB100A	103230	24 May 2017	1Year
OSP	R&S	OSP	OSP120 V02	06 Jun 2017	1Year

Support equipment:

Adaptor

Model: A1299

Supply by CMA



CMA Testing and Certification Laboratories

廠商會檢定中心

TEST REPORT

Report No. : AU0058352(1)

Date : 30 Sep 2016

1.4 Measurement Uncertainty

The reported uncertainty is based on a standard uncertainty multiplied by a coverage factor $k=2$, providing a level of confidence of approximately 95%.

Radiated emissions

Frequency	Uncertainty (U_{lab})
30MHz ~ 200MHz (Horizontal)	4.83dB
30MHz ~ 200MHz (Vertical)	4.84dB
200MHz ~1000MHz (Horizontal)	4.87dB
200MHz ~1000MHz (Vertical)	5.94dB
1GHz ~6GHz	4.41dB
6GHz ~18GHz	4.64dB

Line-conducted emissions

Frequency	Uncertainty (U_{lab})
150kHz~30MHz	2.64dB



CMA Testing and Certification Laboratories

廠商會檢定中心

TEST REPORT

Report No. : AU0058352(1)

Date : 30 Sep 2016

2 Description of the emission test

2.1 Test Procedure

Radiated emissions measurements are investigated and taken pursuant to the procedures of ANSI C63.10 – 2013.

The equipment under test (EUT) was placed on a non-conductive turntable with dimensions of 1.5m x 1m and 0.8m high above the ground for below 1GHz measurement and 1.5m high above the ground for above 1GHz measurement. 3m from the EUT, a broadband antenna mounting on the mast received the signal strength. The turntable was rotated to maximize the emission level. The antenna was then moving along the mast from 1m up to 4m until no more higher value was found. Both horizontal and vertical polarization of the antenna were placed and investigated.

For below 30MHz, a loop antenna with its vertical plane is placed 3m from the EUT and rotated about its vertical axis for maximum response at each azimuth about the EUT. And the centre of the loop shall be 1 m above the ground.

For 30MHz to 1GHz, broadband antenna with its vertical and horizontal plane is placed 3m from the EUT and rotated about its vertical and horizontal axis for maximum response at each azimuth about the EUT. And the reference point of antenna shall be 1 m above the ground.

For above 1GHz, horn antenna with its vertical and horizontal plane is placed 3m from the EUT and rotated about its vertical and horizontal axis for maximum response at each azimuth about the EUT. Preamplifier and High Pass filter was used for measurements. The reference point of antenna shall be 1 m above the ground.

The device was rotated through three orthogonal to determine which attitude and configuration produce the highest emission during measurement for Radiated Emission measurement.

The EUT will connect to TS 8997 testing system for direct conducted measurement.



CMA Testing and Certification Laboratories

廠商會檢定中心

TEST REPORT

Report No. : AU0058352(1)

Date : 30 Sep 2016

2.2 Conducted Emission Measurement Data

Environmental conditions:

Parameter	Recorded value	
Ambient temperature:	26	°C
Relative humidity:	61	%

Summary

Test	Frequency (MHz)	Nominal Power (dBm)	Nominal Bandwidth (MHz)	Result
RF output power	2408.000	0.0	5.000000	PASS
Power Spectral Density	2408.000	0.0	5.000000	PASS
Minimum Emission Bandwidth 6 dB	2408.000	0.0	5.000000	PASS
Band Edge low	2408.000	0.0	5.000000	PASS
Tx Spurious Emission	2408.000	0.0	5.000000	PASS
Rx Spurious Emission	2408.000	0.0	5.000000	PASS
RF output power	2440.000	0.0	5.000000	PASS
Power Spectral Density	2440.000	0.0	5.000000	PASS
Minimum Emission Bandwidth 6 dB	2440.000	0.0	5.000000	PASS
Tx Spurious Emission	2440.000	0.0	5.000000	PASS
Rx Spurious Emission	2440.000	0.0	5.000000	PASS
RF output power	2472.000	0.0	5.000000	PASS
Power Spectral Density	2472.000	0.0	5.000000	PASS
Minimum Emission Bandwidth 6 dB	2472.000	0.0	5.000000	PASS
Band Edge high	2472.000	0.0	5.000000	PASS
Tx Spurious Emission	2472.000	0.0	5.000000	PASS
Rx Spurious Emission	2472.000	0.0	5.000000	PASS



CMA Testing and Certification Laboratories

廠商會檢定中心

TEST REPORT

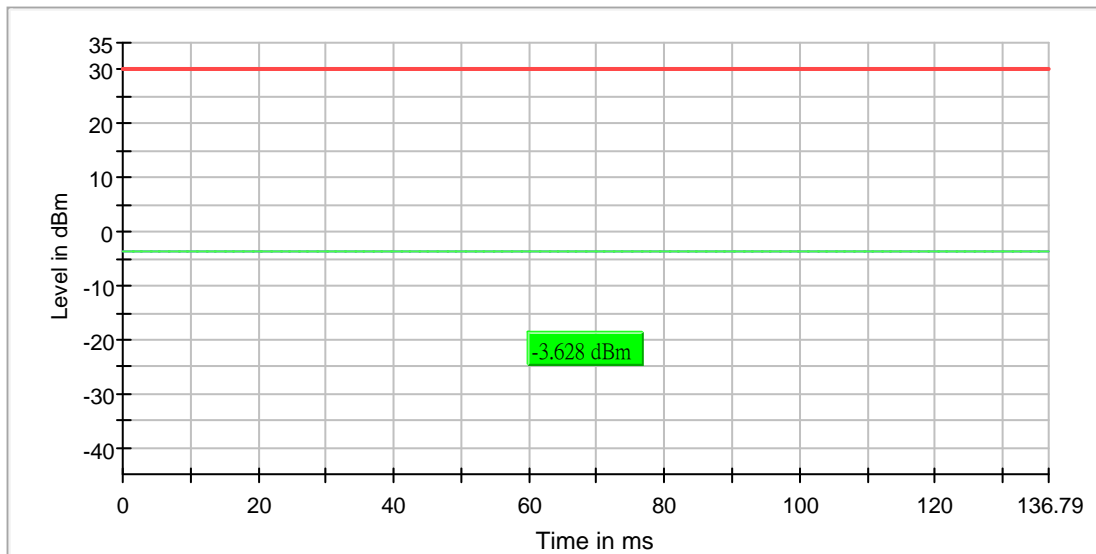
Report No. : AU0058352(1)

Date : 30 Sep 2016

RF output power (2408 MHz)

Result

DUT Frequency (MHz)	Gated EIRP (dBm)	Limit Max (dBm)	DutyCycle (%)	Result
2408.000000	-3.6	30.0	13.876	PASS





CMA Testing and Certification Laboratories

廠商會檢定中心

TEST REPORT

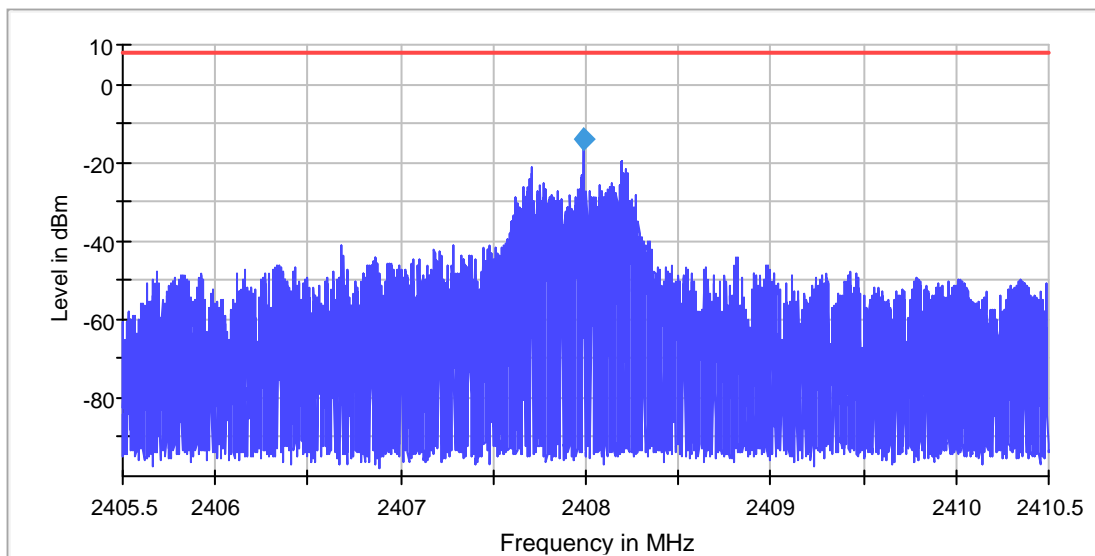
Report No. : AU0058352(1)

Date : 30 Sep 2016

Power Spectral Density (2408 MHz)

Result

DUT Frequency (MHz)	Frequency (MHz)	PSD (dBm)	Limit Max (dBm)	Result
2408.000000	2407.984253	-14.146	8.0	PASS



Measurement

Setting	Instrument Value	Target Value	Setting	Instrument Value	Target Value
Start Frequency	2.40550 GHz	2.40550 GHz	Stablemode	Trace	Trace
Stop Frequency	2.41050 GHz	2.41050 GHz	Stablevalue	0.30	0.30
Span	5.000 MHz	5.000 MHz	Run	3 / max. 150	max. 150
RBW	3.000 kHz	<= 3.000 kHz	Stable	3 / 3	3
VBW	10.000 kHz	>= 9.000 kHz			
SweepPoints	3333	~ 3333			
SweepTime	3.340 s	3.333 s			
Reference Level	-10.000 dBm	-10.000 dBm			
Attenuation	10.000 dB	AUTO			
Detector	RMS	RMS			
SweepCount	1	1			
Filter	3 dB	3 dB			
Trace Mode	Max Hold	Max Hold			
Sweeptype	Sweep	AUTO			
Preamp	off	off			



CMA Testing and Certification Laboratories

廠商會檢定中心

TEST REPORT

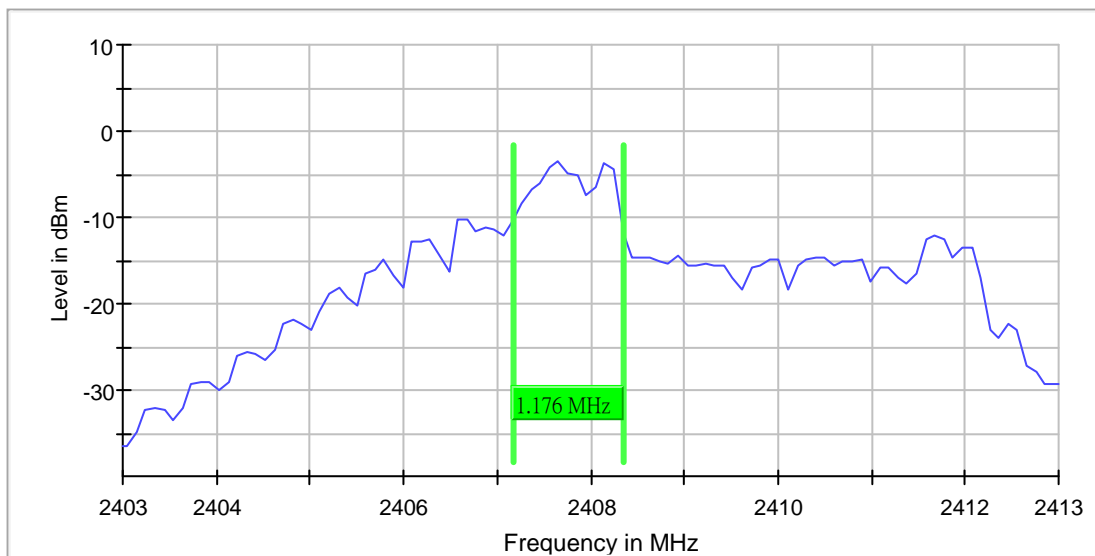
Report No. : AU0058352(1)

Date : 30 Sep 2016

Minimum Emission Bandwidth 6 dB (2408 MHz)

6 dB Bandwidth

DUT Frequency (MHz)	Bandwidth (MHz)	Limit Min (MHz)	Limit Max (MHz)	Band Edge Left (MHz)	Band Edge Right (MHz)	Max Level (dBm)	Result
2408.000000	1.176470	0.500000	---	2407.166667	2408.343137	-3.5	PASS



Measurement

Setting	Instrument Value	Target Value	Setting	Instrument Value	Target Value
Start Frequency	2.40300 GHz	2.40300 GHz	Stablemode	Trace	Trace
Stop Frequency	2.41300 GHz	2.41300 GHz	Stablevalue	0.30	0.30
Span	10.000 MHz	10.000 MHz	Run	131 / max. 150	max. 150
RBW	100.000 kHz	~ 100.000 kHz	Stable	15 / 15	15
VBW	300.000 kHz	~ 300.000 kHz			
SweepPoints	101	~ 100			
SweepTime	37.924 μ s	AUTO			
Reference Level	-10.000 dBm	-10.000 dBm			
Attenuation	10.000 dB	AUTO			
Detector	MaxPeak	MaxPeak			
SweepCount	100	100			
Filter	3 dB	3 dB			
Trace Mode	Max Hold	Max Hold			
SweepType	FFT	AUTO			
Preamp	off	off			



CMA Testing and Certification Laboratories

廠商會檢定中心

TEST REPORT

Report No. : AU0058352(1)

Date : 30 Sep 2016

Band Edge low (2408 MHz)

Result

DUT Frequency (MHz)	Result
2408.000000	PASS

Inband Peak

Frequency (MHz)	Level (dBm)
2407.970227	-7.5

Measurements

Frequency (MHz)	Level (dBm)	Margin (dB)	Limit (dBm)	Result
2391.979456	-56.9	29.3	-27.5	PASS
2375.938368	-57.1	29.6	-27.5	PASS
2375.988340	-57.5	30.0	-27.5	PASS
2392.129373	-57.6	30.1	-27.5	PASS
2391.879511	-59.0	31.5	-27.5	PASS
2391.629650	-59.1	31.5	-27.5	PASS
2391.679622	-59.7	32.2	-27.5	PASS
2376.088284	-61.6	34.1	-27.5	PASS
2375.638534	-61.7	34.2	-27.5	PASS
2391.779567	-61.8	34.3	-27.5	PASS
2376.188229	-62.0	34.5	-27.5	PASS
2375.738479	-62.0	34.5	-27.5	PASS
2392.029428	-63.0	35.5	-27.5	PASS
2376.138257	-63.4	35.9	-27.5	PASS
2397.876180	-63.9	36.4	-27.5	PASS



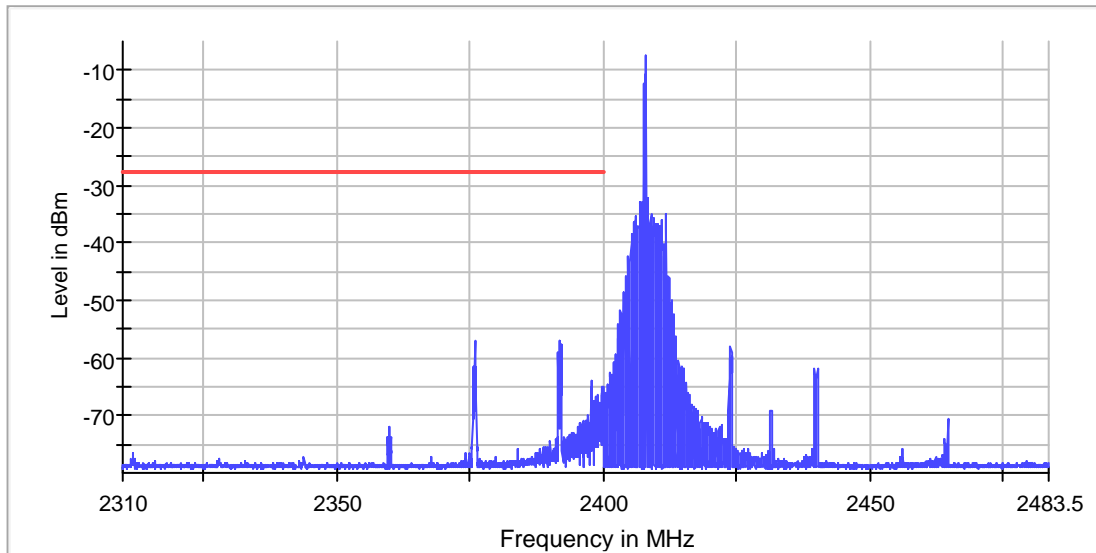
CMA Testing and Certification Laboratories

廠商會檢定中心

TEST REPORT

Report No. : AU0058352(1)

Date : 30 Sep 2016



Measurement 1

Measurement 2

Setting	Instrument Value	Target Value	Setting	Instrument Value	Target Value
RBW	100.000 kHz	<= 100.000 kHz	RBW	100.000 kHz	<= 100.000 kHz
VBW	300.000 kHz	>= 300.000 kHz	VBW	300.000 kHz	>= 300.000 kHz
SweepPoints	1670	~ 1670	SweepPoints	1800	~ 1800
SweepTime	1.670 s	1.670 s	SweepTime	1.800 s	1.800 s
Reference Level	-10.000 dBm	-10.000 dBm	Reference Level	-10.000 dBm	-10.000 dBm
Attenuation	10.000 dB	AUTO	Attenuation	10.000 dB	AUTO
Detector	RMS	RMS	Detector	RMS	RMS
SweepCount	3	3	SweepCount	3	3
Filter	3 dB	3 dB	Filter	3 dB	3 dB
Trace Mode	Max Hold	Max Hold	Trace Mode	Max Hold	Max Hold
SweepType	Sweep	AUTO	SweepType	Sweep	AUTO
Preamp	off	off	Preamp	off	off
Stablemode	Trace	Trace	Stablemode	Trace	Trace
Stablevalue	0.30	0.30	Stablevalue	0.30	0.30
Run	3 / max. 15	max. 15	Run	3 / max. 15	max. 15
Stable	3 / 3	3	Stable	3 / 3	3



CMA Testing and Certification Laboratories

廠商會檢定中心

TEST REPORT

Report No. : AU0058352(1)

Date : 30 Sep 2016

Tx Spurious Emission (2408 MHz)

Result

DUT Frequency (MHz)	Result
2408.000000	PASS

Final measurements

Frequency (MHz)	Level Pre Measurement (dBm)	level (dBm)	Limit (dBm)	Margin (dB)	Result
4815.991781	-43.4	-53.5	-41.2	12.3	PASS

Pre Measurements

Frequency (MHz)	Level (dBm)	Margin (dB)	Limit (dBm)
4815.991781	-43.4	2.2	-41.2
4816.491726	-43.5	2.2	-41.2
4815.491836	-43.7	2.5	-41.2
4816.991670	-44.3	3.1	-41.2
4814.991892	-45.5	4.3	-41.2
4814.491947	-46.2	5.0	-41.2
4813.492058	-47.0	5.8	-41.2
4813.992002	-47.1	5.9	-41.2
4812.492168	-48.5	7.3	-41.2
4811.492279	-48.5	7.3	-41.2
4810.492390	-49.5	8.3	-41.2
4812.992113	-49.6	8.4	-41.2
4817.491615	-49.7	8.4	-41.2
2360.764013	-50.5	9.3	-41.2
2375.758658	-53.3	12.0	-41.2

Measurement Settings

Start Frequency (MHz)	Stop Frequency (MHz)	Pre Measurement	Final Measurement
30.000000	1000.000000	1	1
1000.000000	2400.000000	2	2
2400.000000	2483.500000	2	2
2483.500000	7000.000000	2	2
7000.000000	26000.000000	2	2



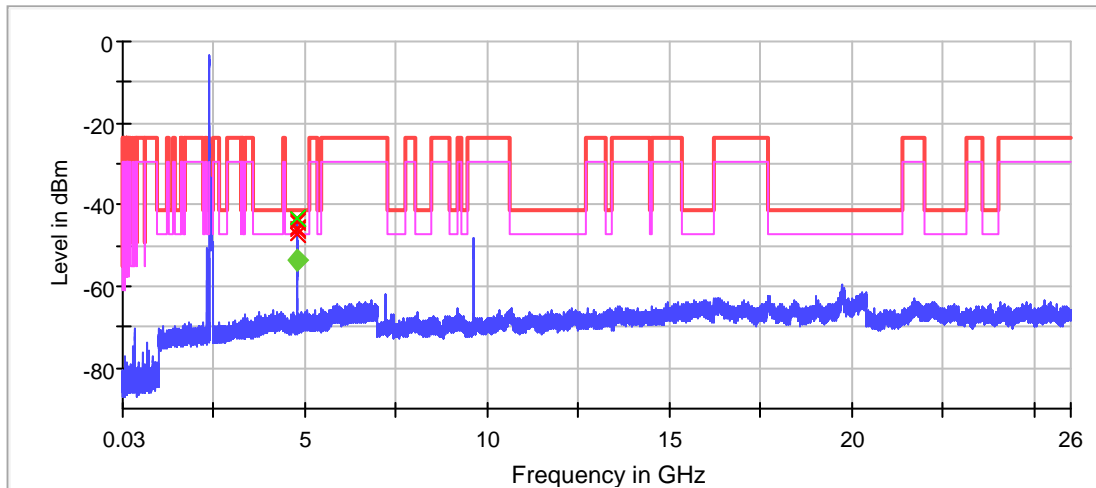
CMA Testing and Certification Laboratories

廠商會檢定中心

TEST REPORT

Report No. : AU0058352(1)

Date : 30 Sep 2016



- x Limit [limit.Result:1]
- ◆ Threshold [limit.2.Result:1]
- x Sum Level [trace.Result:1]
- ◆ Critical [Over Limit.Result:1]

Pre Measurement 1

Pre Measurement 2

Setting	Instrument Value	Target Value	Setting	Instrument Value	Target Value
RBW	100.000 kHz	<= 100.000 kHz	RBW	1.000 MHz	<= 1.000 MHz
VBW	300.000 kHz	>= 300.000 kHz	VBW	3.000 MHz	>= 3.000 MHz
SweepPoints	19400	~ 19400	SweepPoints	2800	~ 2800
SweepTime	19.400 ms	AUTO	SweepTime	2.800 ms	AUTO
Reference Level	-30.000 dBm	-30.000 dBm	Reference Level	-30.000 dBm	-30.000 dBm
Attenuation	0.000 dB	AUTO	Attenuation	0.000 dB	AUTO
Detector	MaxPeak	MaxPeak	Detector	MaxPeak	MaxPeak
SweepCount	30	30	SweepCount	30	30
Filter	3 dB	3 dB	Filter	3 dB	3 dB
Trace Mode	Max Hold	Max Hold	Trace Mode	Max Hold	Max Hold
Sweeptype	Sweep	AUTO	Sweeptype	Sweep	AUTO
Preamp	off	off	Preamp	off	off
Stablemode	Trace	Trace	Stablemode	Trace	Trace
Stablevalue	0.30	0.30	Stablevalue	0.30	0.30
Run	3 / max. 150	max. 150	Run	3 / max. 150	max. 150
Stable	3 / 3	3	Stable	3 / 3	3



CMA Testing and Certification Laboratories

廠商會檢定中心

TEST REPORT

Report No. : AU0058352(1)

Date : 30 Sep 2016

Final Measurement 2

Setting	Instrument Value	Target Value
Span	ZeroSpan	ZeroSpan
RBW	1.000 MHz	~ 1.000 MHz
VBW	3.000 MHz	~ 3.000 MHz
SweepPoints	10001	~ 10001
SweepTime	1.000 s	1.000 s
Reference Level	-10.000 dBm	-10.000 dBm
Attenuation	0.000 dB	0.000 dB
Detector	RMS	RMS
SweepCount	1	1
Filter	3 dB	3 dB
Trace Mode	Clear Write	Clear Write
SweepType	Sweep	AUTO
Preamp	off	off



CMA Testing and Certification Laboratories

廠商會檢定中心

TEST REPORT

Report No. : AU0058352(1)

Date : 30 Sep 2016

Rx Spurious Emission (2408 MHz)

Result

DUT Frequency (MHz)	Result
2408.000000	PASS

Final measurements

Frequency (MHz)	Level Pre Measurement (dBm)	level (dBm)	Limit (dBm)	Margin (dB)	Result
---	---	---	---	---	---

Pre Measurements

Frequency (MHz)	Level (dBm)	Margin (dB)	Limit (dBm)
19734.829746	-60.4	19.2	-41.2
19739.829483	-60.4	19.2	-41.2
19751.828851	-60.4	19.2	-41.2
19742.829325	-60.4	19.2	-41.2
19711.830956	-60.5	19.3	-41.2
19743.829272	-60.7	19.5	-41.2
19715.830746	-60.8	19.6	-41.2
19771.827799	-60.9	19.7	-41.2
19726.830167	-61.0	19.8	-41.2
19709.831062	-61.1	19.8	-41.2
19747.829062	-61.1	19.9	-41.2
19772.827746	-61.1	19.9	-41.2
19778.827430	-61.1	19.9	-41.2
17712.936161	-61.1	19.9	-41.2
19744.829220	-61.2	19.9	-41.2

Measurement Settings

Start Frequency (MHz)	Stop Frequency (MHz)	Pre Measurement	Final Measurement
30.000000	1000.000000	1	1
1000.000000	7000.000000	2	2
7000.000000	26000.000000	2	2



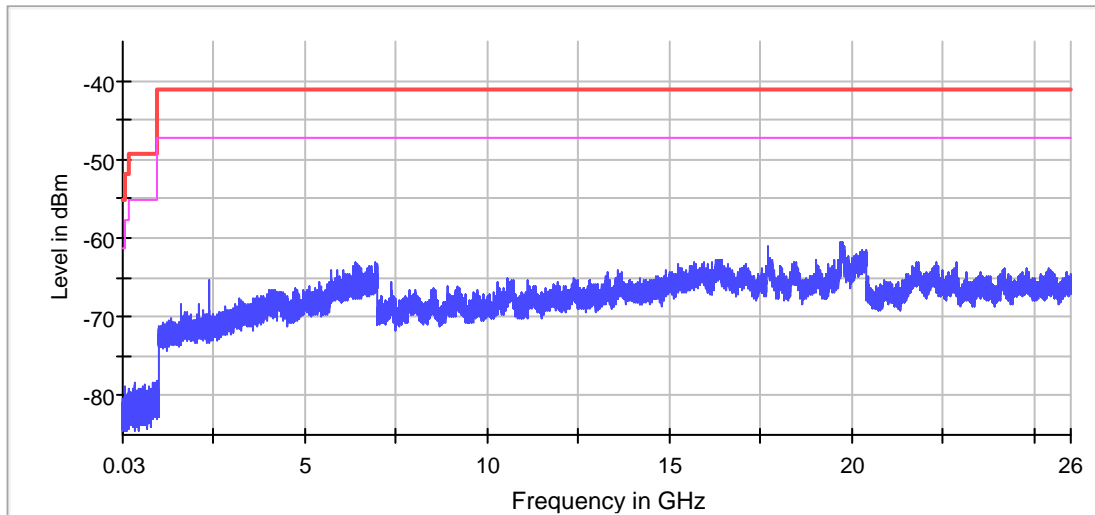
CMA Testing and Certification Laboratories

廠商會檢定中心

TEST REPORT

Report No. : AU0058352(1)

Date : 30 Sep 2016



— Limit [limit.Result:1] × Threshold [limit.2.Result:1]

Pre Measurement 1

Pre Measurement 2

Setting	Instrument Value	Target Value	Setting	Instrument Value	Target Value
RBW	100.000 kHz	<= 100.000 kHz	RBW	1.000 MHz	<= 1.000 MHz
VBW	300.000 kHz	>= 300.000 kHz	VBW	3.000 MHz	>= 3.000 MHz
SweepPoints	9700	~ 9700	SweepPoints	6000	~ 6000
SweepTime	9.700 ms	AUTO	SweepTime	6.000 ms	AUTO
Reference Level	-67.000 dBm	-67.000 dBm	Reference Level	-67.000 dBm	-67.000 dBm
Attenuation	0.000 dB	AUTO	Attenuation	0.000 dB	AUTO
Detector	MaxPeak	MaxPeak	Detector	MaxPeak	MaxPeak
SweepCount	100	100	SweepCount	100	100
Filter	3 dB	3 dB	Filter	3 dB	3 dB
Trace Mode	Max Hold	Max Hold	Trace Mode	Max Hold	Max Hold
Sweeptype	Sweep	AUTO	Sweeptype	Sweep	AUTO
Preamp	off	off	Preamp	off	off
Stablemode	Trace	Trace	Stablemode	Trace	Trace
Stablevalue	0.30	0.30	Stablevalue	0.30	0.30
Run	3 / max. 150	max. 150	Run	3 / max. 150	max. 150
Stable	3 / 3	3	Stable	3 / 3	3



CMA Testing and Certification Laboratories

廠商會檢定中心

TEST REPORT

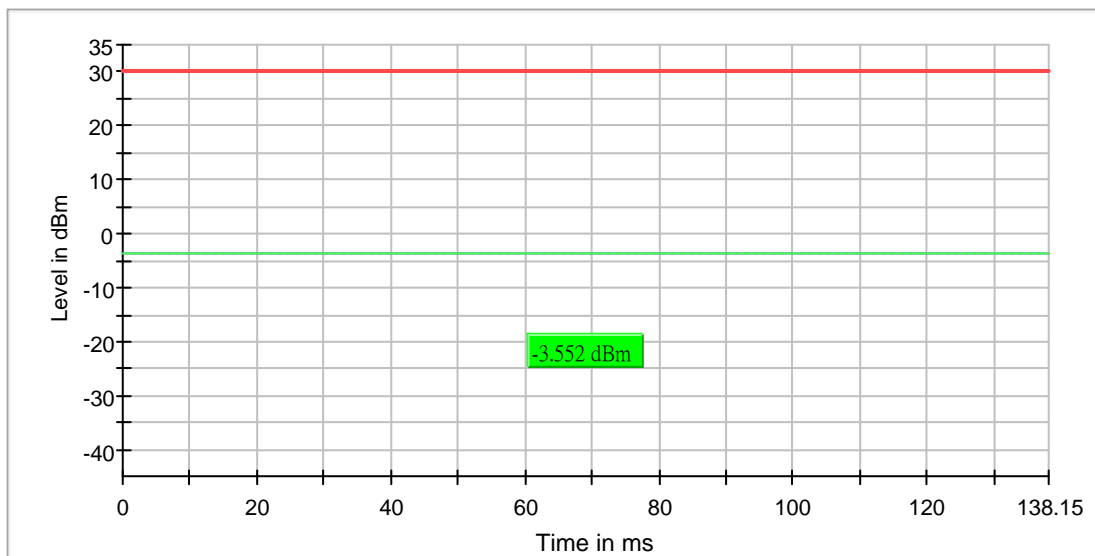
Report No. : AU0058352(1)

Date : 30 Sep 2016

RF output power (2440 MHz)

Result

DUT Frequency (MHz)	Gated EIRP (dBm)	Limit Max (dBm)	DutyCycle (%)	Result
2440.000000	-3.6	30.0	13.875	PASS





CMA Testing and Certification Laboratories

廠商會檢定中心

TEST REPORT

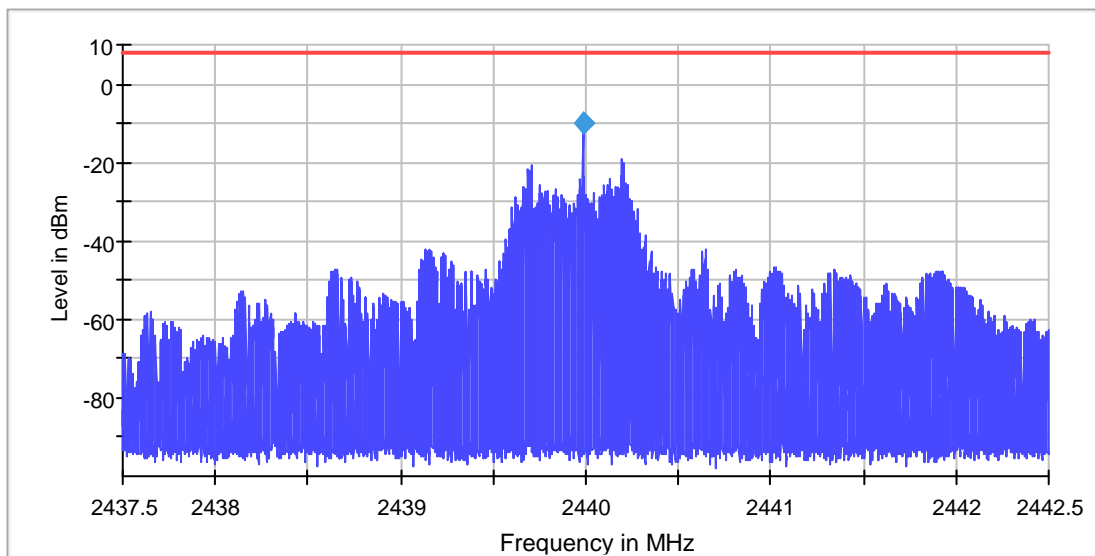
Report No. : AU0058352(1)

Date : 30 Sep 2016

Power Spectral Density (2440 MHz)

Result

DUT Frequency (MHz)	Frequency (MHz)	PSD (dBm)	Limit Max (dBm)	Result
2440.000000	2439.984253	-9.725	8.0	PASS



Measurement

Setting	Instrument Value	Target Value	Setting	Instrument Value	Target Value
Start Frequency	2.43750 GHz	2.43750 GHz	Stablemode	Trace	Trace
Stop Frequency	2.44250 GHz	2.44250 GHz	Stablevalue	0.30	0.30
Span	5.000 MHz	5.000 MHz	Run	3 / max. 150	max. 150
RBW	3.000 kHz	<= 3.000 kHz	Stable	3 / 3	3
VBW	10.000 kHz	>= 9.000 kHz			
SweepPoints	3333	~ 3333			
SweepTime	3.340 s	3.333 s			
Reference Level	-10.000 dBm	-10.000 dBm			
Attenuation	10.000 dB	AUTO			
Detector	RMS	RMS			
SweepCount	1	1			
Filter	3 dB	3 dB			
Trace Mode	Max Hold	Max Hold			
SweepType	Sweep	AUTO			
Preamp	off	off			



CMA Testing and Certification Laboratories

廠商會檢定中心

TEST REPORT

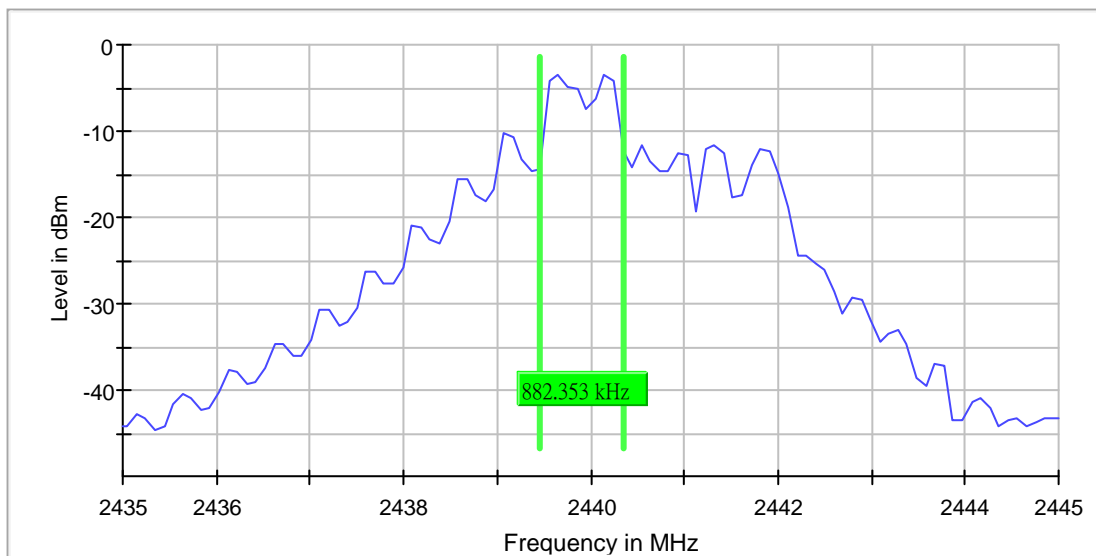
Report No. : AU0058352(1)

Date : 30 Sep 2016

Minimum Emission Bandwidth 6 dB (2440 MHz)

6 dB Bandwidth

DUT Frequency (MHz)	Bandwidth (MHz)	Limit Min (MHz)	Limit Max (MHz)	Band Edge Left (MHz)	Band Edge Right (MHz)	Max Level (dBm)	Result
2440.000000	0.882353	0.500000	---	2439.460784	2440.343137	-3.5	PASS



Measurement

Setting	Instrument Value	Target Value	Setting	Instrument Value	Target Value
Start Frequency	2.43500 GHz	2.43500 GHz	Stablemode	Trace	Trace
Stop Frequency	2.44500 GHz	2.44500 GHz	Stablevalue	0.30	0.30
Span	10.000 MHz	10.000 MHz	Run	68 / max. 150	max. 150
RBW	100.000 kHz	~ 100.000 kHz	Stable	15 / 15	15
VBW	300.000 kHz	~ 300.000 kHz			
SweepPoints	101	~ 100			
SweepTime	37.924 μs	AUTO			
Reference Level	-10.000 dBm	-10.000 dBm			
Attenuation	10.000 dB	AUTO			
Detector	MaxPeak	MaxPeak			
SweepCount	100	100			
Filter	3 dB	3 dB			
Trace Mode	Max Hold	Max Hold			
SweepType	FFT	AUTO			
Preamp	off	off			



CMA Testing and Certification Laboratories

廠商會檢定中心

TEST REPORT

Report No. : AU0058352(1)

Date : 30 Sep 2016

Tx Spurious Emission (2440 MHz)

Result

DUT Frequency (MHz)	Result
2440.000000	PASS

Final measurements

Frequency (MHz)	Level Pre Measurement (dBm)	level (dBm)	Limit (dBm)	Margin (dB)	Result
4880.484641	-42.7	-54.6	-41.2	13.3	PASS
4883.984254	-42.5	-75.5	-41.2	34.3	PASS

Pre Measurements

Frequency (MHz)	Level (dBm)	Margin (dB)	Limit (dBm)
4883.984254	-42.5	1.3	-41.2
4883.484309	-42.5	1.3	-41.2
4880.484641	-42.7	1.5	-41.2
4879.984697	-42.7	1.5	-41.2
4879.484752	-42.9	1.7	-41.2
4878.984807	-43.2	1.9	-41.2
4880.984586	-44.1	2.9	-41.2
4884.484199	-46.4	5.2	-41.2
4878.484863	-48.7	7.5	-41.2
4882.984365	-49.2	8.0	-41.2
4881.484531	-51.8	10.6	-41.2
2488.249474	-56.6	15.4	-41.2
2487.749530	-56.9	15.6	-41.2
2488.749419	-57.5	16.2	-41.2
2365.762228	-58.6	17.4	-41.2

Measurement Settings

Start Frequency (MHz)	Stop Frequency (MHz)	Pre Measurement	Final Measurement
30.000000	1000.000000	1	1
1000.000000	2400.000000	2	2
2400.000000	2483.500000	2	2
2483.500000	7000.000000	2	2
7000.000000	26000.000000	2	2



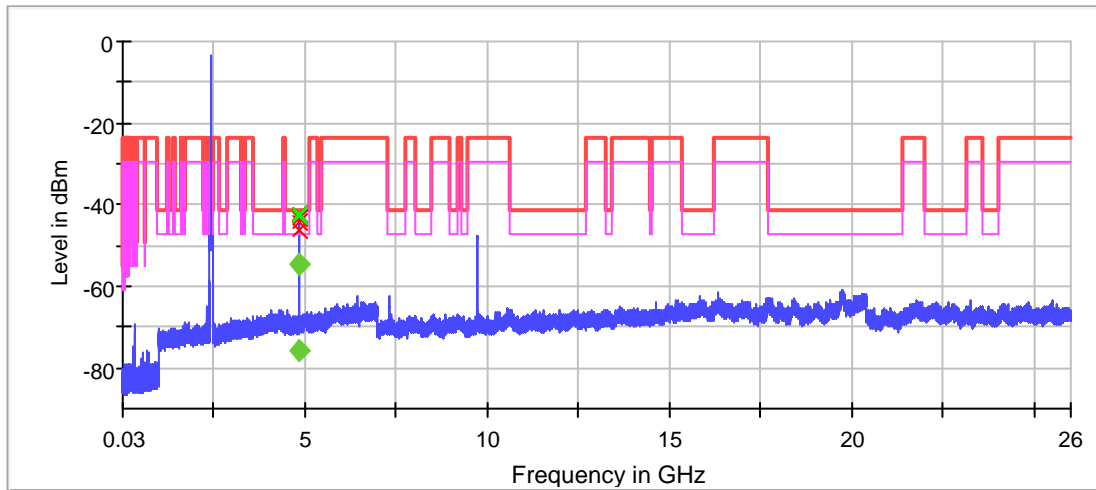
CMA Testing and Certification Laboratories

廠商會檢定中心

TEST REPORT

Report No. : AU0058352(1)

Date : 30 Sep 2016



- x Limit [limit.Result:1]
- x Sum Level [trace.Result:1]
- ◆ Threshold [limit.2.Result:1]
- ◆ Critical [Over Limit.Result:1]

Pre Measurement 1

Pre Measurement 2

Setting	Instrument Value	Target Value	Setting	Instrument Value	Target Value
RBW	100.000 kHz	<= 100.000 kHz	RBW	1.000 MHz	<= 1.000 MHz
VBW	300.000 kHz	>= 300.000 kHz	VBW	3.000 MHz	>= 3.000 MHz
SweepPoints	19400	~ 19400	SweepPoints	2800	~ 2800
SweepTime	19.400 ms	AUTO	SweepTime	2.800 ms	AUTO
Reference Level	-30.000 dBm	-30.000 dBm	Reference Level	-30.000 dBm	-30.000 dBm
Attenuation	0.000 dB	AUTO	Attenuation	0.000 dB	AUTO
Detector	MaxPeak	MaxPeak	Detector	MaxPeak	MaxPeak
SweepCount	30	30	SweepCount	30	30
Filter	3 dB	3 dB	Filter	3 dB	3 dB
Trace Mode	Max Hold	Max Hold	Trace Mode	Max Hold	Max Hold
Sweeptype	Sweep	AUTO	Sweeptype	Sweep	AUTO
Preamp	off	off	Preamp	off	off
Stablemode	Trace	Trace	Stablemode	Trace	Trace
Stablevalue	0.30	0.30	Stablevalue	0.30	0.30
Run	3 / max. 150	max. 150	Run	3 / max. 150	max. 150
Stable	3 / 3	3	Stable	3 / 3	3



CMA Testing and Certification Laboratories

廠商會檢定中心

TEST REPORT

Report No. : AU0058352(1)

Date : 30 Sep 2016

Final Measurement 2

Setting	Instrument Value	Target Value
Span	ZeroSpan	ZeroSpan
RBW	1.000 MHz	~ 1.000 MHz
VBW	3.000 MHz	~ 3.000 MHz
SweepPoints	10001	~ 10001
SweepTime	1.000 s	1.000 s
Reference Level	-10.000 dBm	-10.000 dBm
Attenuation	0.000 dB	0.000 dB
Detector	RMS	RMS
SweepCount	1	1
Filter	3 dB	3 dB
Trace Mode	Clear Write	Clear Write
SweepType	Sweep	AUTO
Preamp	off	off



CMA Testing and Certification Laboratories

廠商會檢定中心

TEST REPORT

Report No. : AU0058352(1)

Date : 30 Sep 2016

Rx Spurious Emission (2440 MHz)

Result

DUT Frequency (MHz)	Result
2440.000000	PASS

Final measurements

Frequency (MHz)	Level Pre Measurement (dBm)	level (dBm)	Limit (dBm)	Margin (dB)	Result
---	---	---	---	---	---

Pre Measurements

Frequency (MHz)	Level (dBm)	Margin (dB)	Limit (dBm)
19723.830325	-60.2	19.0	-41.2
19734.829746	-60.4	19.2	-41.2
19733.829798	-60.6	19.4	-41.2
19792.826693	-60.7	19.4	-41.2
19766.828062	-60.7	19.4	-41.2
19704.831325	-60.8	19.6	-41.2
19746.829114	-60.9	19.7	-41.2
19731.829904	-60.9	19.7	-41.2
19709.831062	-61.0	19.8	-41.2
19720.830483	-61.1	19.8	-41.2
20395.794958	-61.1	19.9	-41.2
19702.831430	-61.1	19.9	-41.2
19729.830009	-61.2	19.9	-41.2
20371.796221	-61.2	20.0	-41.2
19771.827799	-61.2	20.0	-41.2

Measurement Settings

Start Frequency (MHz)	Stop Frequency (MHz)	Pre Measurement	Final Measurement
30.000000	1000.000000	1	1
1000.000000	7000.000000	2	2
7000.000000	26000.000000	2	2



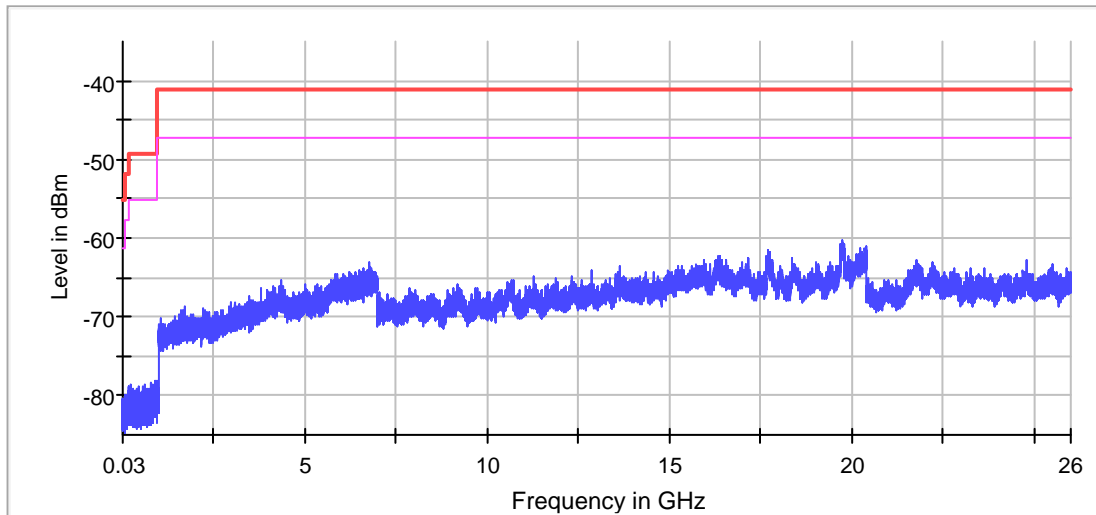
CMA Testing and Certification Laboratories

廠商會檢定中心

TEST REPORT

Report No. : AU0058352(1)

Date : 30 Sep 2016



— Limit [limit.Result:1] × Threshold [limit.2.Result:1]

Pre Measurement 1

Pre Measurement 2

Setting	Instrument Value	Target Value	Setting	Instrument Value	Target Value
RBW	100.000 kHz	<= 100.000 kHz	RBW	1.000 MHz	<= 1.000 MHz
VBW	300.000 kHz	>= 300.000 kHz	VBW	3.000 MHz	>= 3.000 MHz
SweepPoints	9700	~ 9700	SweepPoints	6000	~ 6000
SweepTime	9.700 ms	AUTO	SweepTime	6.000 ms	AUTO
Reference Level	-67.000 dBm	-67.000 dBm	Reference Level	-67.000 dBm	-67.000 dBm
Attenuation	0.000 dB	AUTO	Attenuation	0.000 dB	AUTO
Detector	MaxPeak	MaxPeak	Detector	MaxPeak	MaxPeak
SweepCount	100	100	SweepCount	100	100
Filter	3 dB	3 dB	Filter	3 dB	3 dB
Trace Mode	Max Hold	Max Hold	Trace Mode	Max Hold	Max Hold
Sweeptype	Sweep	AUTO	Sweeptype	Sweep	AUTO
Preamp	off	off	Preamp	off	off
Stablemode	Trace	Trace	Stablemode	Trace	Trace
Stablevalue	0.30	0.30	Stablevalue	0.30	0.30
Run	3 / max. 150	max. 150	Run	3 / max. 150	max. 150
Stable	3 / 3	3	Stable	3 / 3	3



CMA Testing and Certification Laboratories

廠商會檢定中心

TEST REPORT

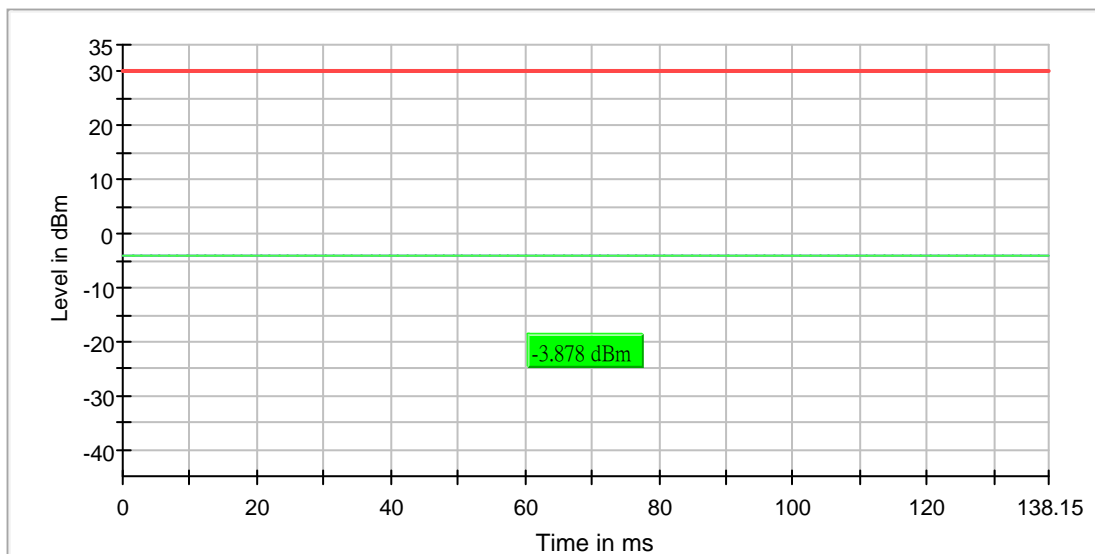
Report No. : AU0058352(1)

Date : 30 Sep 2016

RF output power (2472 MHz)

Result

DUT Frequency (MHz)	Gated EIRP (dBm)	Limit Max (dBm)	DutyCycle (%)	Result
2472.000000	-3.9	30.0	13.874	PASS





CMA Testing and Certification Laboratories

廠商會檢定中心

TEST REPORT

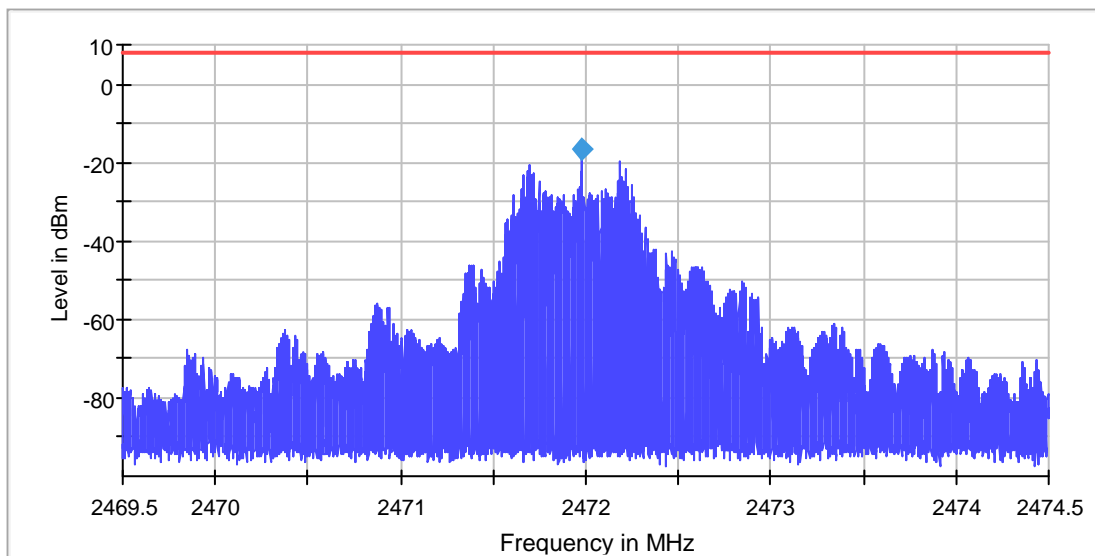
Report No. : AU0058352(1)

Date : 30 Sep 2016

Power Spectral Density (2472 MHz)

Result

DUT Frequency (MHz)	Frequency (MHz)	PSD (dBm)	Limit Max (dBm)	Result
2472.000000	2471.979754	-16.427	8.0	PASS



Measurement

Setting	Instrument Value	Target Value	Setting	Instrument Value	Target Value
Start Frequency	2.46950 GHz	2.46950 GHz	Stablemode	Trace	Trace
Stop Frequency	2.47450 GHz	2.47450 GHz	Stablevalue	0.30	0.30
Span	5.000 MHz	5.000 MHz	Run	3 / max. 150	max. 150
RBW	3.000 kHz	<= 3.000 kHz	Stable	3 / 3	3
VBW	10.000 kHz	>= 9.000 kHz			
SweepPoints	3333	~ 3333			
SweepTime	3.340 s	3.333 s			
Reference Level	-10.000 dBm	-10.000 dBm			
Attenuation	10.000 dB	AUTO			
Detector	RMS	RMS			
SweepCount	1	1			
Filter	3 dB	3 dB			
Trace Mode	Max Hold	Max Hold			
SweepType	Sweep	AUTO			
Preamp	off	off			



CMA Testing and Certification Laboratories

廠商會檢定中心

TEST REPORT

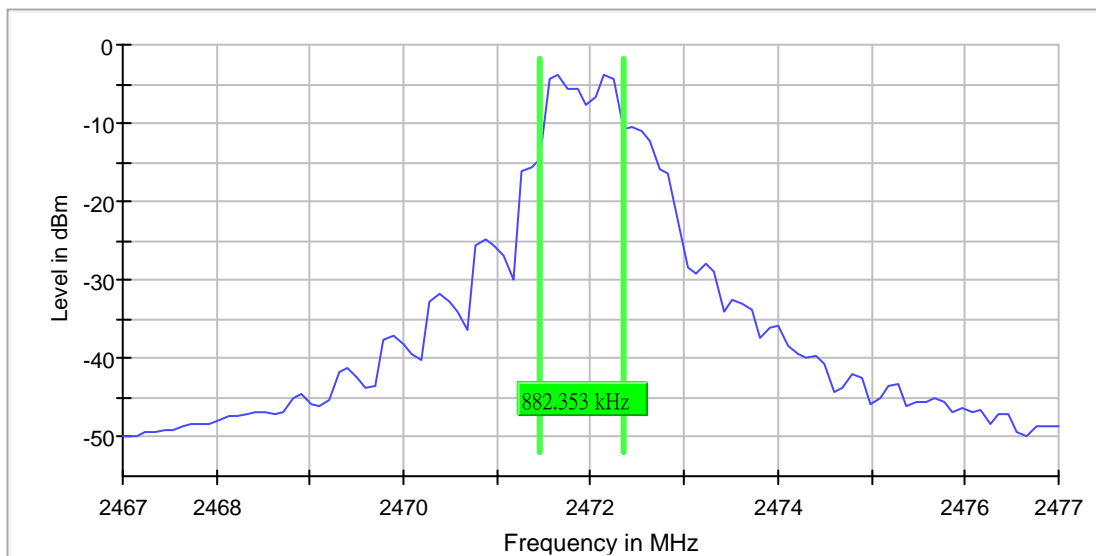
Report No. : AU0058352(1)

Date : 30 Sep 2016

Minimum Emission Bandwidth 6 dB (2472 MHz)

6 dB Bandwidth

DUT Frequency (MHz)	Bandwidth (MHz)	Limit Min (MHz)	Limit Max (MHz)	Band Edge Left (MHz)	Band Edge Right (MHz)	Max Level (dBm)	Result
2472.000000	0.882353	0.500000	---	2471.460784	2472.343137	-3.8	PASS



Measurement

Setting	Instrument Value	Target Value	Setting	Instrument Value	Target Value
Start Frequency	2.46700 GHz	2.46700 GHz	Stablemode	Trace	Trace
Stop Frequency	2.47700 GHz	2.47700 GHz	Stablevalue	0.30	0.30
Span	10.000 MHz	10.000 MHz	Run	39 / max. 150	max. 150
RBW	100.000 kHz	~ 100.000 kHz	Stable	15 / 15	15
VBW	300.000 kHz	~ 300.000 kHz			
SweepPoints	101	~ 100			
SweepTime	37.924 μ s	AUTO			
Reference Level	-10.000 dBm	-10.000 dBm			
Attenuation	10.000 dB	AUTO			
Detector	MaxPeak	MaxPeak			
SweepCount	100	100			
Filter	3 dB	3 dB			
Trace Mode	Max Hold	Max Hold			
SweepType	FFT	AUTO			
Preamp	off	off			



CMA Testing and Certification Laboratories

廠商會檢定中心

TEST REPORT

Report No. : AU0058352(1)

Date : 30 Sep 2016

Band Edge high (2472 MHz)

Result

DUT Frequency (MHz)	Result
2472.000000	PASS

Inband Peak

Frequency (MHz)	Level (dBm)
2472.181777	-10.8

Measurements

Frequency (MHz)	Level (dBm)	Margin (dB)	Limit (dBm)	Result
2488.011329	-44.3	13.5	-30.8	PASS
2488.160876	-46.8	15.9	-30.8	PASS
2487.712236	-47.7	16.8	-30.8	PASS
2488.210725	-48.9	18.1	-30.8	PASS
2487.762085	-49.7	18.8	-30.8	PASS
2488.260574	-49.9	19.0	-30.8	PASS
2488.061178	-51.0	20.1	-30.8	PASS
2487.662387	-51.1	20.2	-30.8	PASS
2487.911631	-51.1	20.3	-30.8	PASS
2487.811934	-51.3	20.4	-30.8	PASS
2487.861782	-51.6	20.7	-30.8	PASS
2487.562689	-54.6	23.8	-30.8	PASS
2488.310423	-55.3	24.5	-30.8	PASS
2488.360272	-64.4	33.5	-30.8	PASS
2487.612538	-65.8	35.0	-30.8	PASS



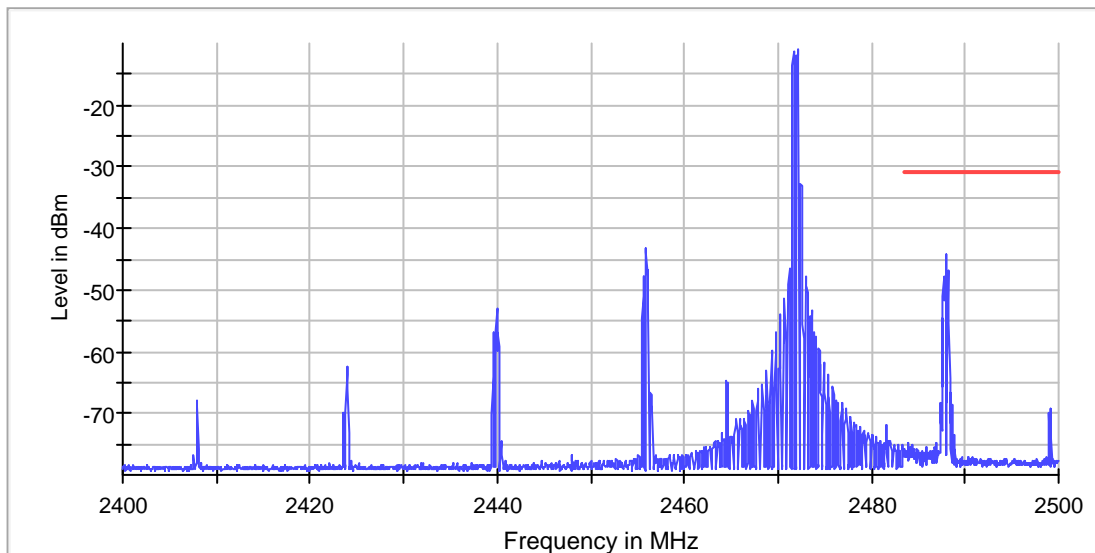
CMA Testing and Certification Laboratories

廠商會檢定中心

TEST REPORT

Report No. : AU0058352(1)

Date : 30 Sep 2016



Measurement 1

Measurement 2

Setting	Instrument Value	Target Value	Setting	Instrument Value	Target Value
RBW	100.000 kHz	<= 100.000 kHz	RBW	100.000 kHz	<= 100.000 kHz
VBW	300.000 kHz	>= 300.000 kHz	VBW	300.000 kHz	>= 300.000 kHz
SweepPoints	1670	~ 1670	SweepPoints	330	~ 330
SweepTime	1.670 s	1.670 s	SweepTime	330.000 ms	330.000 ms
Reference Level	-10.000 dBm	-10.000 dBm	Reference Level	-10.000 dBm	-10.000 dBm
Attenuation	10.000 dB	AUTO	Attenuation	10.000 dB	AUTO
Detector	RMS	RMS	Detector	RMS	RMS
SweepCount	3	3	SweepCount	3	3
Filter	3 dB	3 dB	Filter	3 dB	3 dB
Trace Mode	Max Hold	Max Hold	Trace Mode	Max Hold	Max Hold
Sweeptype	Sweep	AUTO	Sweeptype	Sweep	AUTO
Preamp	off	off	Preamp	off	off
Stablemode	Trace	Trace	Stablemode	Trace	Trace
Stablevalue	0.30	0.30	Stablevalue	0.30	0.30
Run	3 / max. 15	max. 15	Run	3 / max. 15	max. 15
Stable	3 / 3	3	Stable	3 / 3	3



CMA Testing and Certification Laboratories

廠商會檢定中心

TEST REPORT

Report No. : AU0058352(1)

Date : 30 Sep 2016

Tx Spurious Emission (2472 MHz)

Result

DUT Frequency (MHz)	Result
2472.000000	PASS

Final measurements

Frequency (MHz)	Level Pre Measurement (dBm)	level (dBm)	Limit (dBm)	Margin (dB)	Result
2488.249474	-39.3	-49.3	-41.2	8.1	PASS
2492.249031	-44.3	-78.5	-41.2	37.3	PASS
4944.977502	-42.7	-60.0	-41.2	18.8	PASS

Pre Measurements

Frequency (MHz)	Level (dBm)	Margin (dB)	Limit (dBm)
2488.249474	-39.3	-1.9	-41.2
2487.749530	-39.5	-1.7	-41.2
2488.749419	-39.6	-1.6	-41.2
2487.249585	-41.6	0.4	-41.2
4944.977502	-42.7	1.4	-41.2
4944.477557	-42.7	1.4	-41.2
4943.477668	-42.8	1.5	-41.2
4943.977612	-42.8	1.6	-41.2
2489.249364	-43.7	2.5	-41.2
2492.249031	-44.3	3.1	-41.2
4942.977723	-44.4	3.1	-41.2
4945.477446	-47.5	6.2	-41.2
2492.748976	-49.2	8.0	-41.2
2486.749640	-50.4	9.2	-41.2
4942.477778	-50.5	9.2	-41.2

Measurement Settings

Start Frequency (MHz)	Stop Frequency (MHz)	Pre Measurement	Final Measurement
30.000000	1000.000000	1	1
1000.000000	2400.000000	2	2
2400.000000	2483.500000	2	2
2483.500000	7000.000000	2	2
7000.000000	26000.000000	2	2



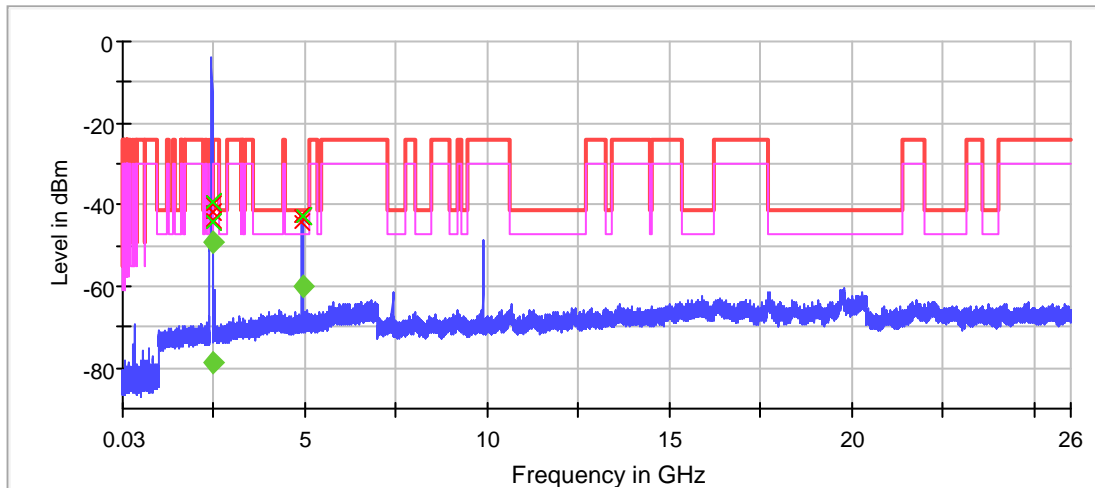
CMA Testing and Certification Laboratories

廠商會檢定中心

TEST REPORT

Report No. : AU0058352(1)

Date : 30 Sep 2016



- x Limit [limit.Result:1]
- ◆ Threshold [limit.2.Result:1]
- x Sum Level [trace.Result:1]
- ◆ Critical [Over Limit.Result:1]

Pre Measurement 1

Pre Measurement 2

Setting	Instrument Value	Target Value	Setting	Instrument Value	Target Value
RBW	100.000 kHz	<= 100.000 kHz	RBW	1.000 MHz	<= 1.000 MHz
VBW	300.000 kHz	>= 300.000 kHz	VBW	3.000 MHz	>= 3.000 MHz
SweepPoints	19400	~ 19400	SweepPoints	2800	~ 2800
SweepTime	19.400 ms	AUTO	SweepTime	2.800 ms	AUTO
Reference Level	-30.000 dBm	-30.000 dBm	Reference Level	-30.000 dBm	-30.000 dBm
Attenuation	0.000 dB	AUTO	Attenuation	0.000 dB	AUTO
Detector	MaxPeak	MaxPeak	Detector	MaxPeak	MaxPeak
SweepCount	30	30	SweepCount	30	30
Filter	3 dB	3 dB	Filter	3 dB	3 dB
Trace Mode	Max Hold	Max Hold	Trace Mode	Max Hold	Max Hold
Sweeptype	Sweep	AUTO	Sweeptype	Sweep	AUTO
Preamp	off	off	Preamp	off	off
Stablemode	Trace	Trace	Stablemode	Trace	Trace
Stablevalue	0.30	0.30	Stablevalue	0.30	0.30
Run	3 / max. 150	max. 150	Run	3 / max. 150	max. 150
Stable	3 / 3	3	Stable	3 / 3	3



CMA Testing and Certification Laboratories

廠商會檢定中心

TEST REPORT

Report No. : AU0058352(1)

Date : 30 Sep 2016

Final Measurement 2

Setting	Instrument Value	Target Value
Span	ZeroSpan	ZeroSpan
RBW	1.000 MHz	~ 1.000 MHz
VBW	3.000 MHz	~ 3.000 MHz
SweepPoints	10001	~ 10001
SweepTime	1.000 s	1.000 s
Reference Level	-10.000 dBm	-10.000 dBm
Attenuation	0.000 dB	0.000 dB
Detector	RMS	RMS
SweepCount	1	1
Filter	3 dB	3 dB
Trace Mode	Clear Write	Clear Write
SweepType	Sweep	AUTO
Preamp	off	off



CMA Testing and Certification Laboratories

廠商會檢定中心

TEST REPORT

Report No. : AU0058352(1)

Date : 30 Sep 2016

Rx Spurious Emission (2472 MHz)

Result

DUT Frequency (MHz)	Result
2472.000000	PASS

Final measurements

Frequency (MHz)	Level Pre Measurement (dBm)	level (dBm)	Limit (dBm)	Margin (dB)	Result
---	---	---	---	---	---

Pre Measurements

Frequency (MHz)	Level (dBm)	Margin (dB)	Limit (dBm)
19751.828851	-60.5	19.3	-41.2
19709.831062	-60.9	19.6	-41.2
19698.831640	-60.9	19.7	-41.2
19715.830746	-60.9	19.7	-41.2
19769.827904	-60.9	19.7	-41.2
19761.828325	-61.0	19.8	-41.2
19702.831430	-61.0	19.8	-41.2
19713.830851	-61.0	19.8	-41.2
19756.828588	-61.1	19.9	-41.2
19734.829746	-61.2	20.0	-41.2
19710.831009	-61.2	20.0	-41.2
19741.829377	-61.3	20.0	-41.2
19717.830640	-61.3	20.0	-41.2
19735.829693	-61.3	20.1	-41.2
19737.829588	-61.3	20.1	-41.2

Measurement Settings

Start Frequency (MHz)	Stop Frequency (MHz)	Pre Measurement	Final Measurement
30.000000	1000.000000	1	1
1000.000000	7000.000000	2	2
7000.000000	26000.000000	2	2



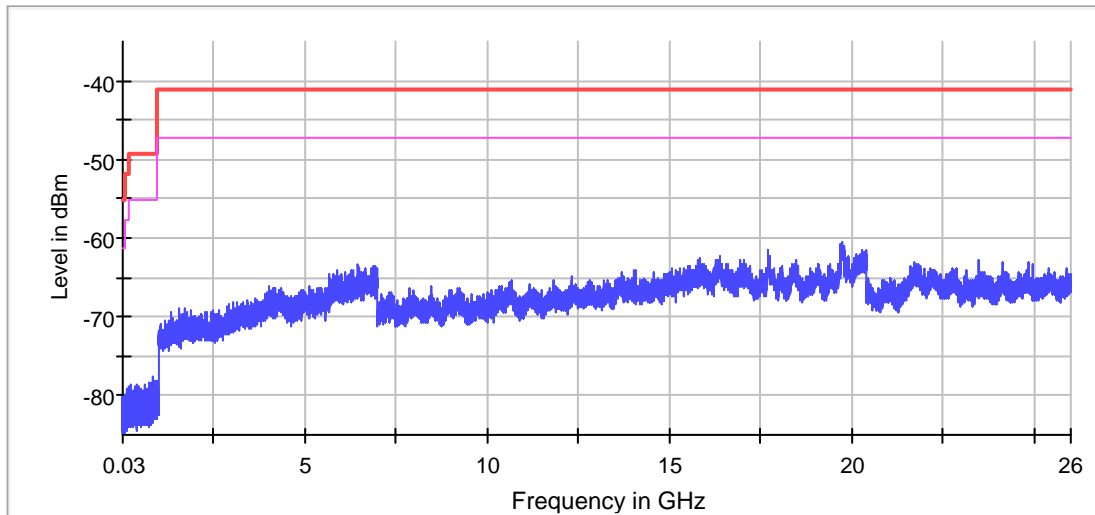
CMA Testing and Certification Laboratories

廠商會檢定中心

TEST REPORT

Report No. : AU0058352(1)

Date : 30 Sep 2016



— Limit [limit.Result:1] × Threshold [limit.2.Result:1]

Pre Measurement 1

Pre Measurement 2

Setting	Instrument Value	Target Value	Setting	Instrument Value	Target Value
RBW	100.000 kHz	<= 100.000 kHz	RBW	1.000 MHz	<= 1.000 MHz
VBW	300.000 kHz	>= 300.000 kHz	VBW	3.000 MHz	>= 3.000 MHz
SweepPoints	9700	~ 9700	SweepPoints	6000	~ 6000
SweepTime	9.700 ms	AUTO	SweepTime	6.000 ms	AUTO
Reference Level	-67.000 dBm	-67.000 dBm	Reference Level	-67.000 dBm	-67.000 dBm
Attenuation	0.000 dB	AUTO	Attenuation	0.000 dB	AUTO
Detector	MaxPeak	MaxPeak	Detector	MaxPeak	MaxPeak
SweepCount	100	100	SweepCount	100	100
Filter	3 dB	3 dB	Filter	3 dB	3 dB
Trace Mode	Max Hold	Max Hold	Trace Mode	Max Hold	Max Hold
Sweeptype	Sweep	AUTO	Sweeptype	Sweep	AUTO
Preamp	off	off	Preamp	off	off
Stablemode	Trace	Trace	Stablemode	Trace	Trace
Stablevalue	0.30	0.30	Stablevalue	0.30	0.30
Run	3 / max. 150	max. 150	Run	3 / max. 150	max. 150
Stable	3 / 3	3	Stable	3 / 3	3



CMA Testing and Certification Laboratories

廠商會檢定中心

TEST REPORT

Report No. : AU0058352(1)

Date : 30 Sep 2016

2.3 Radiated Emission Measurement Data

Environmental conditions:

Parameter	Recorded value	
Ambient temperature:	26	°C
Relative humidity:	61	%

Testing frequency range: 9kHz to 26GHz Mode: Transmission

Measurement: Quasi-peak (9kHz – 1GHz), Peak and Average(above 1GHz)

RBW: 9kHz (below 30MHz), 120kHz (30MHz – 1GHz), 1MHz (above 1GHz)

VBW: 30kHz (below 30MHz), 300kHz (30MHz – 1GHz.), 3MHz (above 1GHz, Peak measurement), 10Hz (above 1GHz, Average measurement)

Frequency (MHz)	Polarity (H/V)	Reading at 3m (dBµV)	Transducer Factor (dB/m)	Field Strength at 3m (dBµV/m)	Limit at 3m (dBµV/m)	Margin (dB)	Measurement (Peak/Average)
2408.204	H	84.0	- 4.2	79.8	114.0	- 34.2	Peak
2407.658	V	84.2	- 4.2	80.0	114.0	- 34.0	Peak
2439.620	H	86.6	- 4.2	82.4	114.0	- 31.6	Peak
2439.620	V	84.7	- 4.2	80.5	114.0	- 33.5	Peak
2472.216	H	85.5	- 4.3	81.2	114.0	- 32.8	Peak
2472.258	V	81.5	- 4.3	77.2	114.0	- 36.8	Peak

Remark: Other emissions more than 20dB below the limit are not reported.

If Peak measurement values are lower than average limit, average measurement is not necessary.



CMA Testing and Certification Laboratories

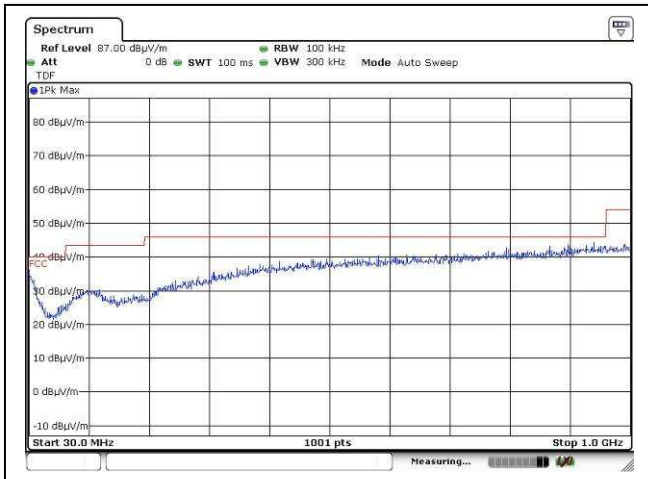
廠商會檢定中心

TEST REPORT

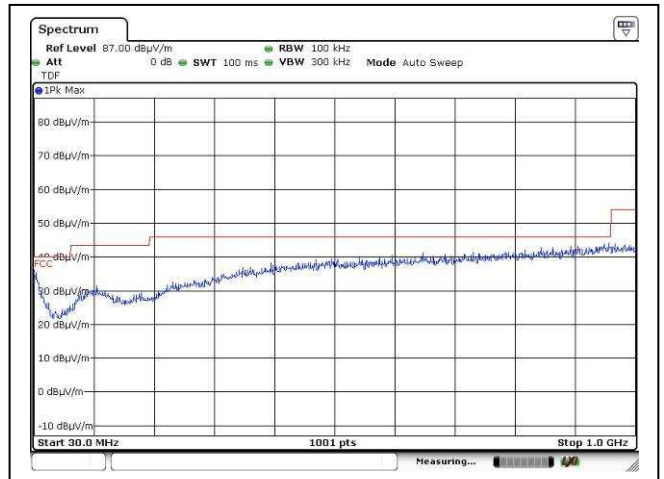
Report No. : AU0058352(1)

Date : 30 Sep 2016

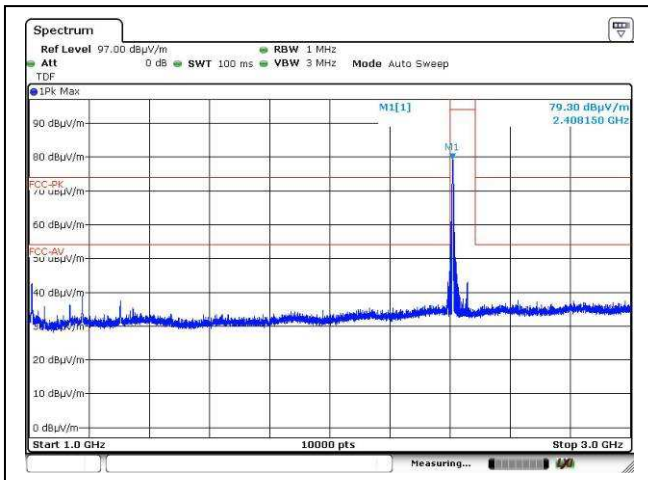
2.3 Radiated Emission Measurement Data (Con't)



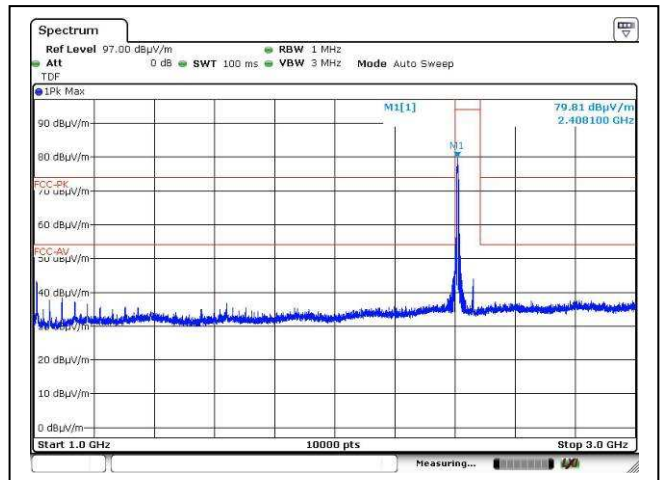
Lower channel, 30MHz – 1GHz, Horizontal



Lower channel, 30MHz – 1GHz, Vertical



Lower channel, 1GHz – 3GHz, Horizontal



Lower channel, 1GHz – 3GHz, Vertical



CMA Testing and Certification Laboratories

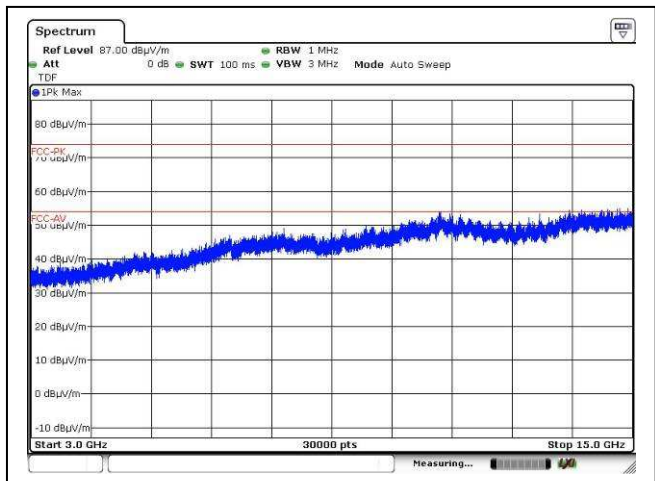
廠商會檢定中心

TEST REPORT

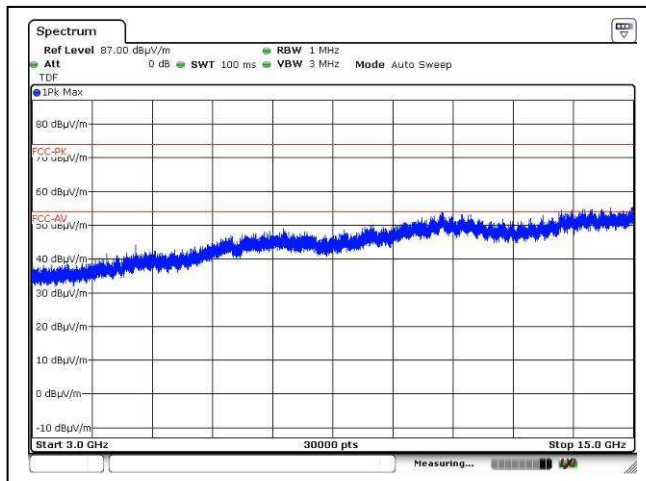
Report No. : AU0058352(1)

Date : 30 Sep 2016

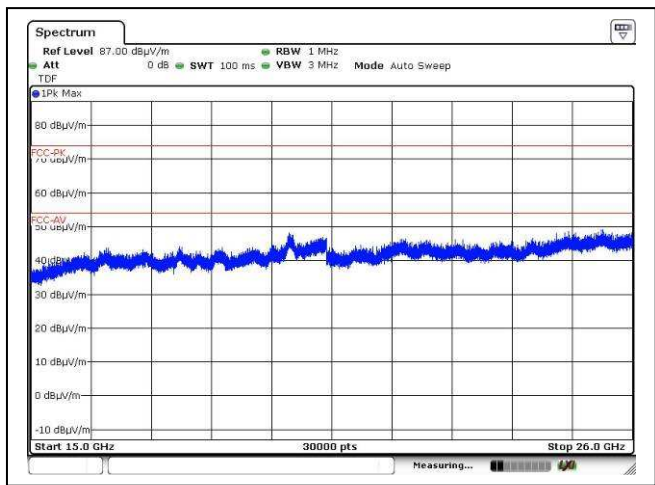
2.3 Radiated Emission Measurement Data (Con't)



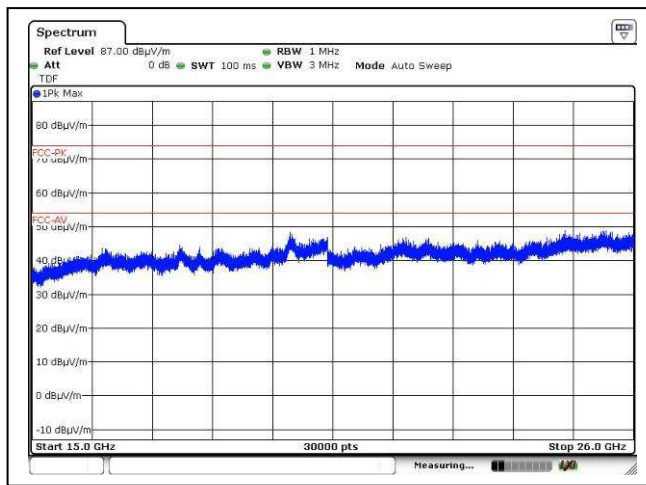
Lower channel, 3GHz – 15GHz, Horizontal



Lower channel, 3GHz – 15GHz, Vertical



Lower channel, 15GHz – 26GHz, Horizontal



Lower channel, 15GHz – 26GHz, Vertical



CMA Testing and Certification Laboratories

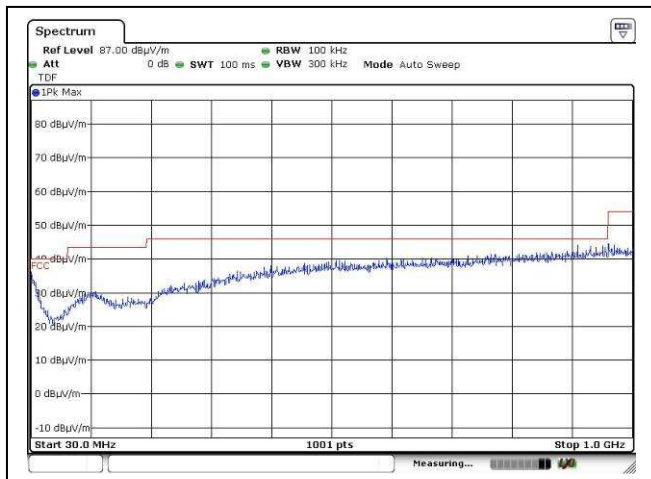
廠商會檢定中心

TEST REPORT

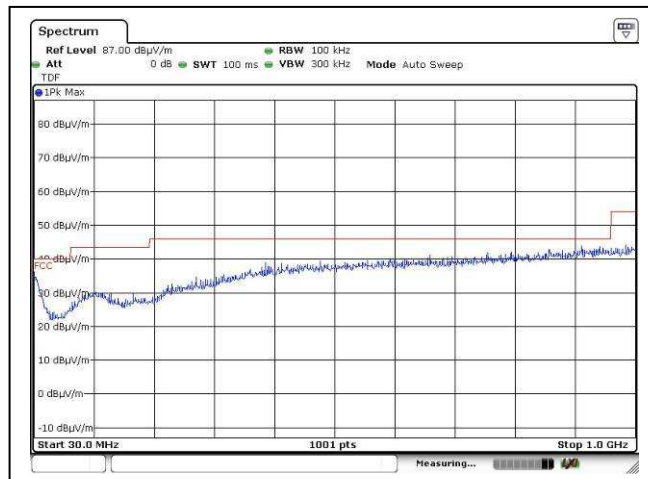
Report No. : AU0058352(1)

Date : 30 Sep 2016

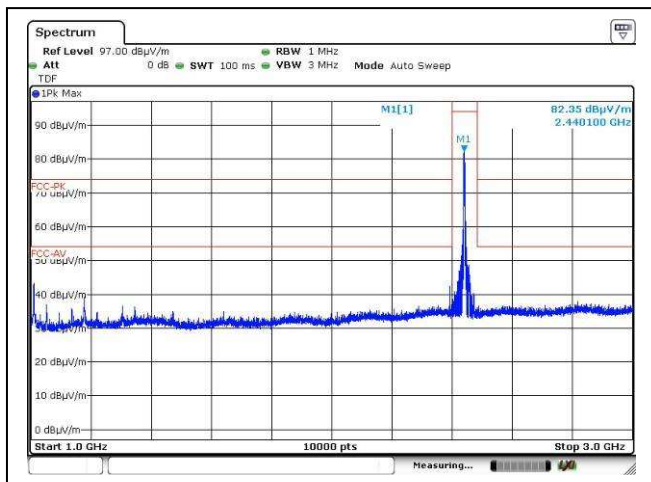
2.3 Radiated Emission Measurement Data (Con't)



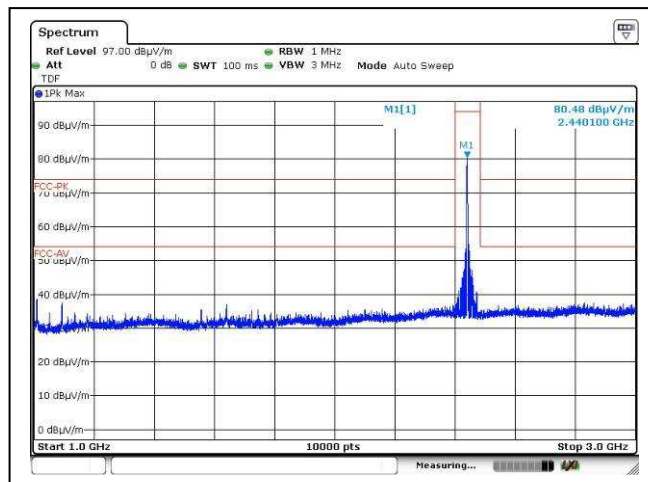
Middle channel, 30MHz – 1GHz, Horizontal



Middle channel, 30MHz – 1GHz, Vertical



Middle channel, 1GHz – 3GHz, Horizontal



Middle channel, 1GHz – 3GHz, Vertical



CMA Testing and Certification Laboratories

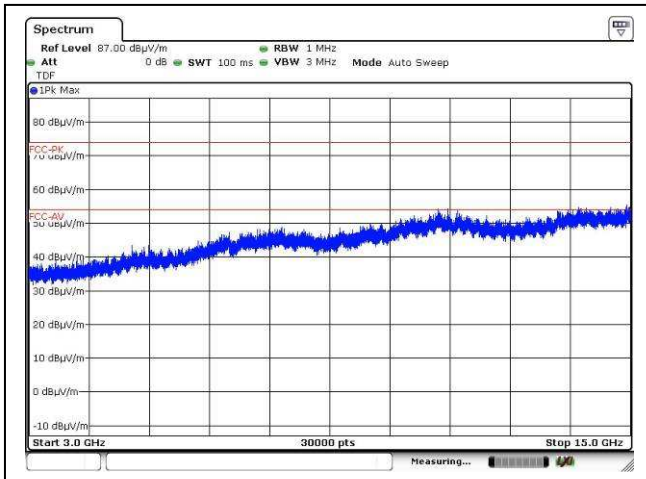
廠商會檢定中心

TEST REPORT

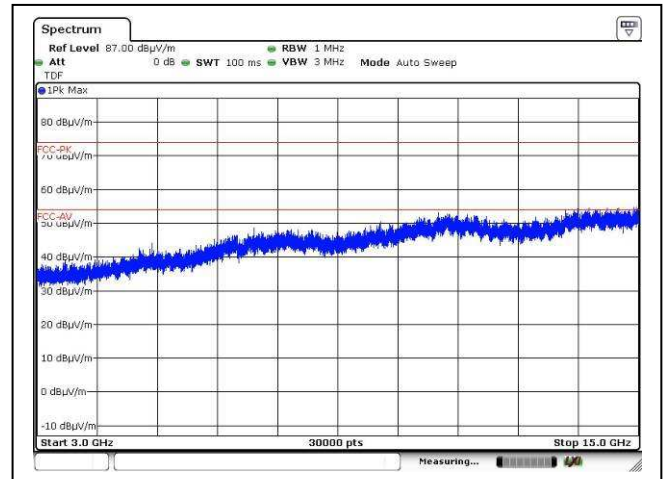
Report No. : AU0058352(1)

Date : 30 Sep 2016

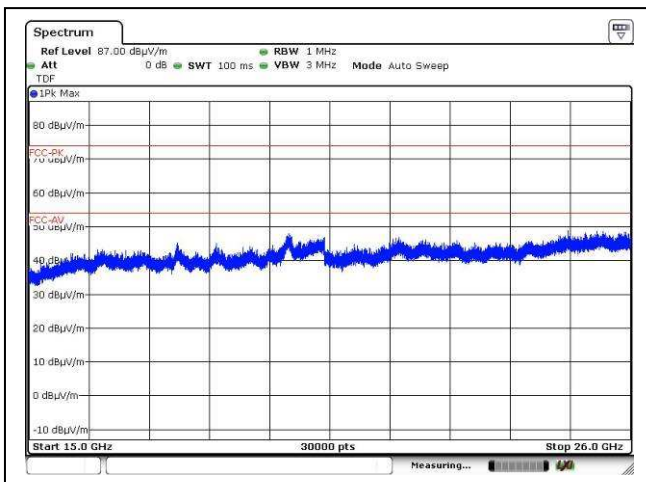
2.3 Radiated Emission Measurement Data (Con't)



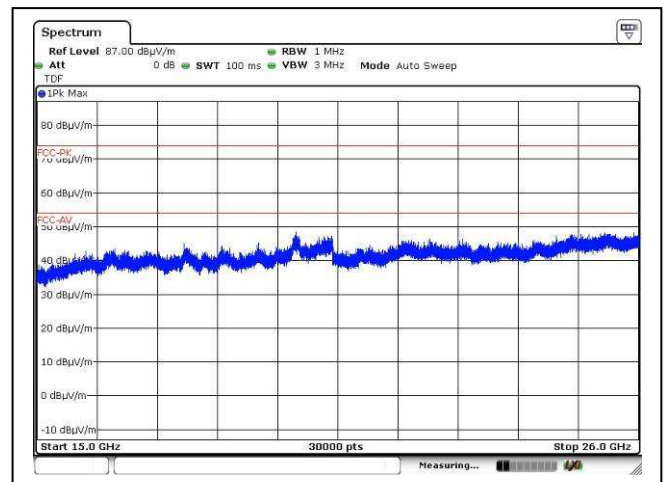
Middle channel, 3GHz – 15GHz, Horizontal



Middle channel, 3GHz – 15GHz, Vertical



Middle channel, 15GHz – 26GHz, Horizontal



Middle channel, 15GHz – 26GHz, Vertical



CMA Testing and Certification Laboratories

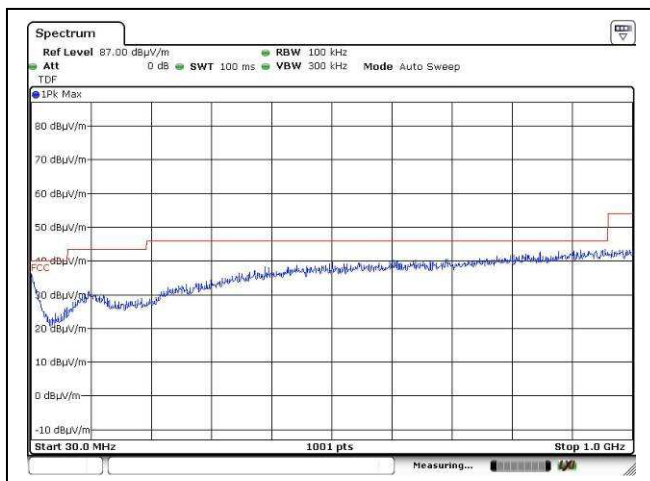
廠商會檢定中心

TEST REPORT

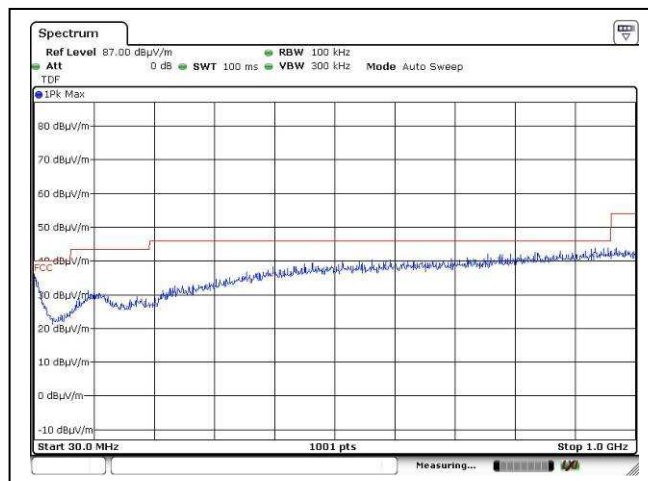
Report No. : AU0058352(1)

Date : 30 Sep 2016

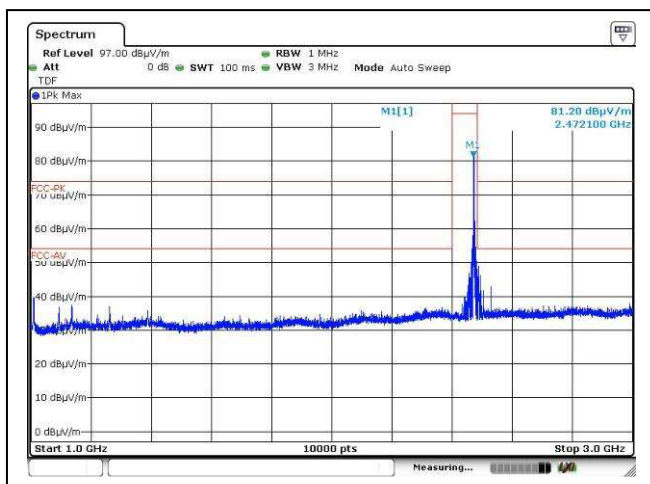
2.3 Radiated Emission Measurement Data (Con't)



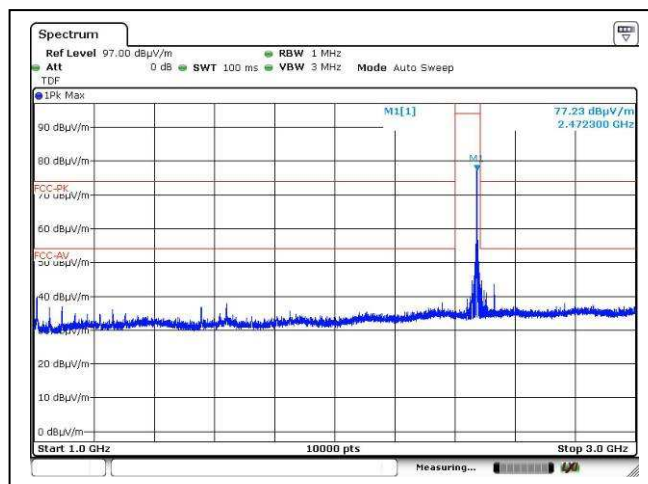
Higher channel, 30MHz – 1GHz, Horizontal



Higher channel, 30MHz – 1GHz, Vertical



Higher channel, 1GHz – 3GHz, Horizontal



Higher channel, 1GHz – 3GHz, Vertical



CMA Testing and Certification Laboratories

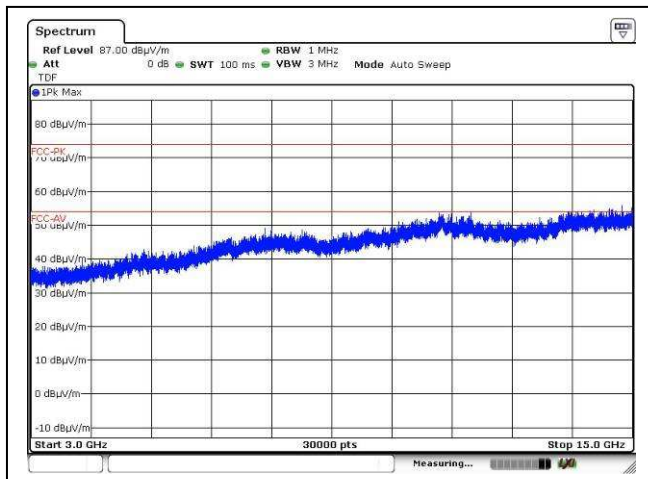
廠商會檢定中心

TEST REPORT

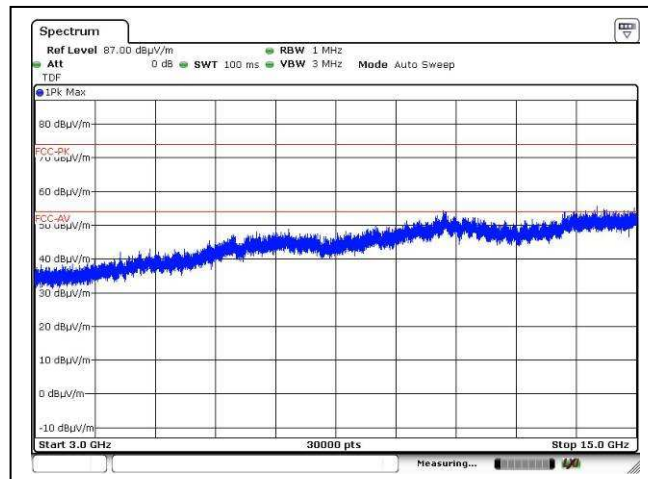
Report No. : AU0058352(1)

Date : 30 Sep 2016

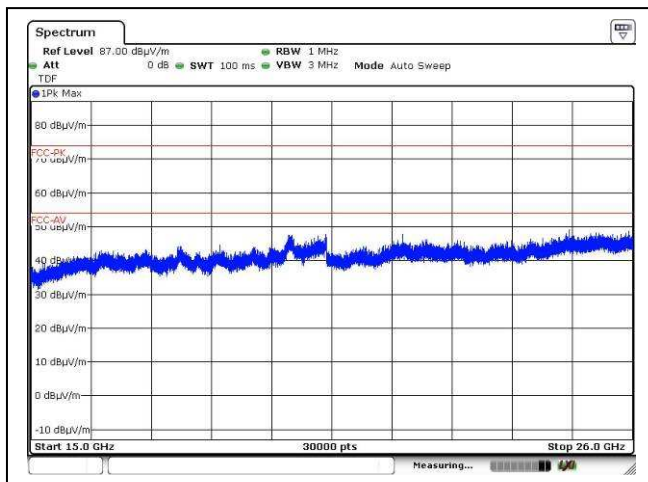
2.3 Radiated Emission Measurement Data (Con't)



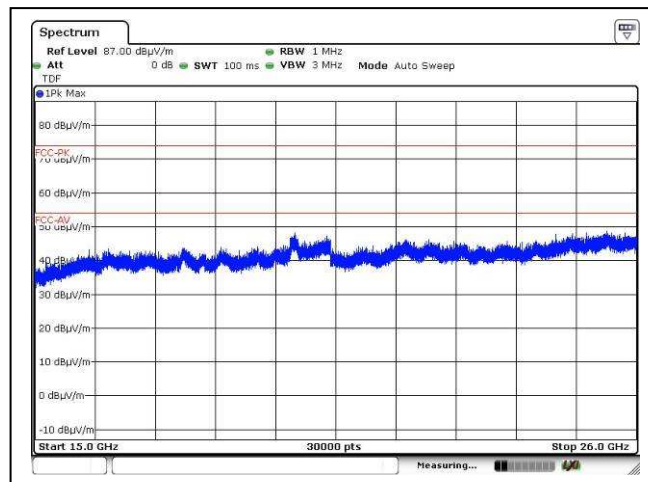
Higher channel, 3GHz – 15GHz, Horizontal



Higher channel, 3GHz – 15GHz, Vertical



Higher channel, 15GHz – 26GHz, Horizontal



Higher channel, 15GHz – 26GHz, Vertical



CMA Testing and Certification Laboratories

廠商會檢定中心

TEST REPORT

Report No. : AU0058352(1)

Date : 30 Sep 2016

2.3 Radiated Emission Measurement Data (Con't)

Environmental conditions:

Parameter	Recorded value	
Ambient temperature:	26	° C
Relative humidity:	61	%

Testing frequency range: 9kHz to 26GHz Mode: Receiving

Measurement: Quasi-peak (9kHz – 1GHz), Peak (above 1GHz)

RBW: 9kHz (below 30MHz), 120kHz (30MHz – 1GHz), 1MHz (above 1GHz)

VBW: 30kHz (below 30MHz), 300kHz (30MHz – 1GHz), 3MHz (above 1GHz)

Frequency (MHz)	Polarity (H/V)	Reading at 3m (dBµV)	Transducer Factor (dB/m)	Field Strength at 3m (dBµV/m)	Limit at 3m (dBµV/m)	Margin (dB)

Remark: No specified emission found



CMA Testing and Certification Laboratories

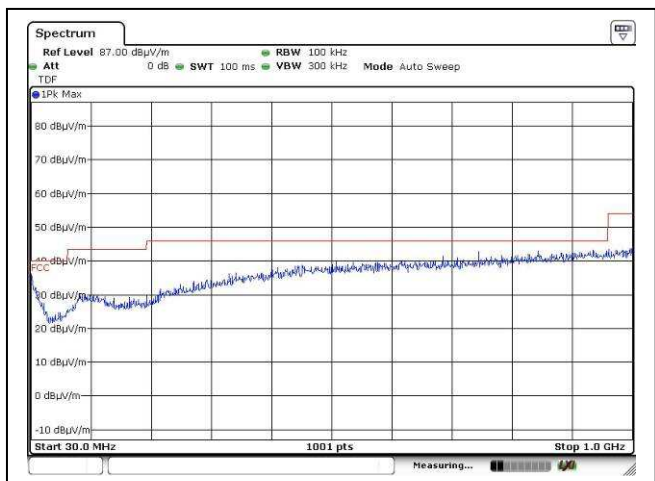
廠商會檢定中心

TEST REPORT

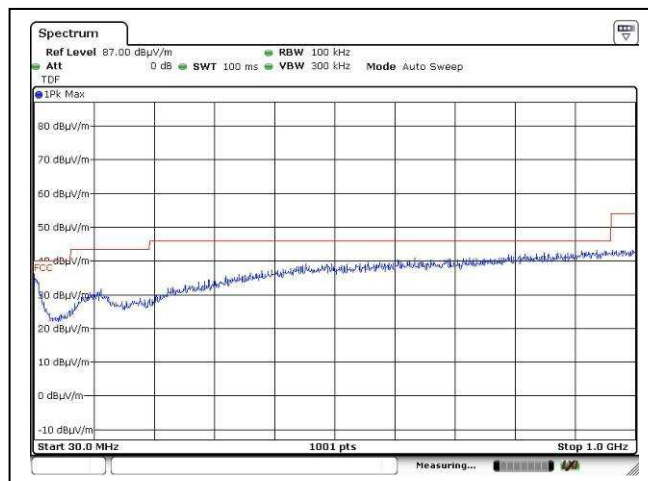
Report No. : AU0058352(1)

Date : 30 Sep 2016

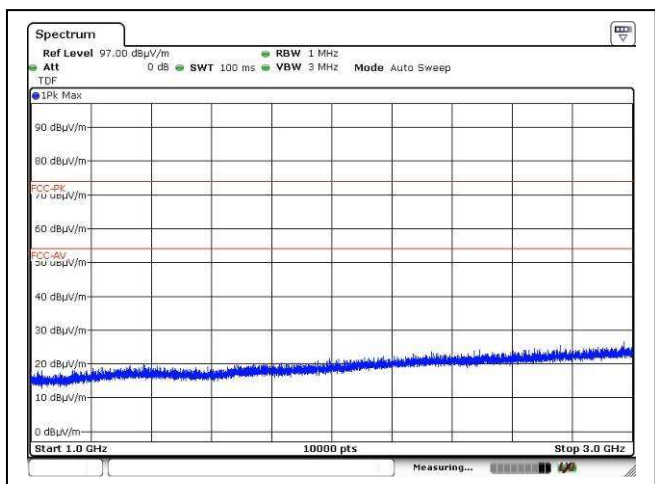
2.3 Radiated Emission Measurement Data (Con't)



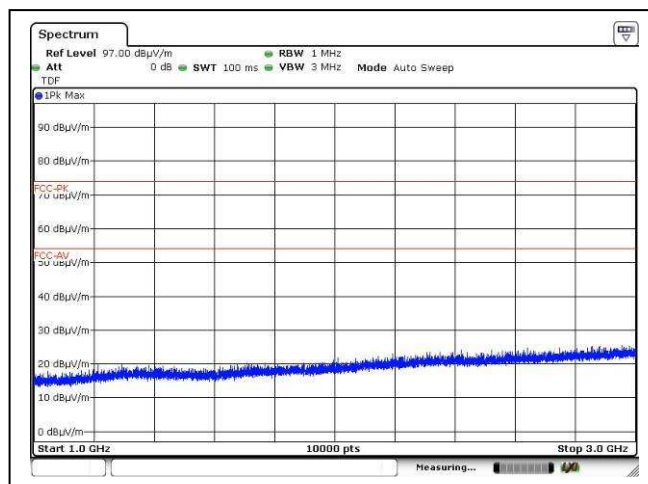
Receiving mode, 30MHz – 1GHz, Horizontal



Receiving mode, 30MHz – 1GHz, Vertical



Receiving mode, 1GHz – 3GHz, Horizontal



Receiving mode, 1GHz – 3GHz, Vertical



CMA Testing and Certification Laboratories

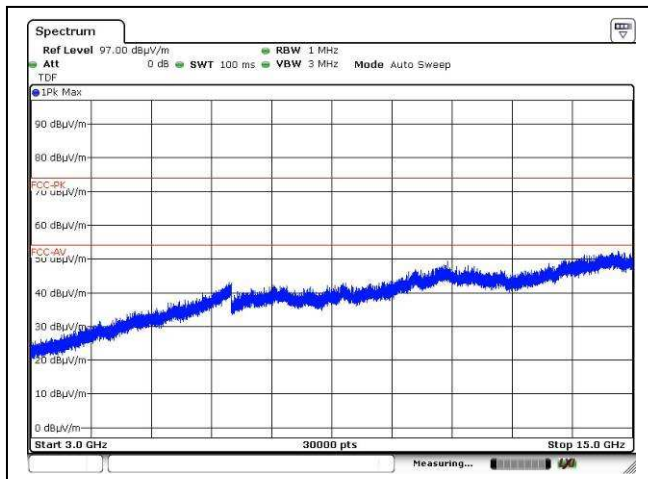
廠商會檢定中心

TEST REPORT

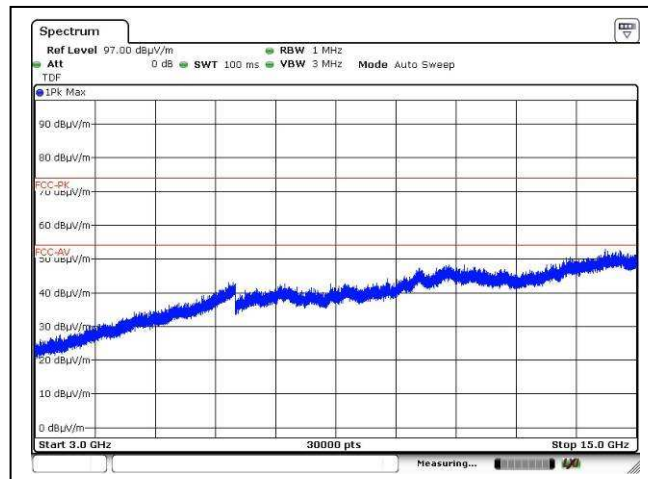
Report No. : AU0058352(1)

Date : 30 Sep 2016

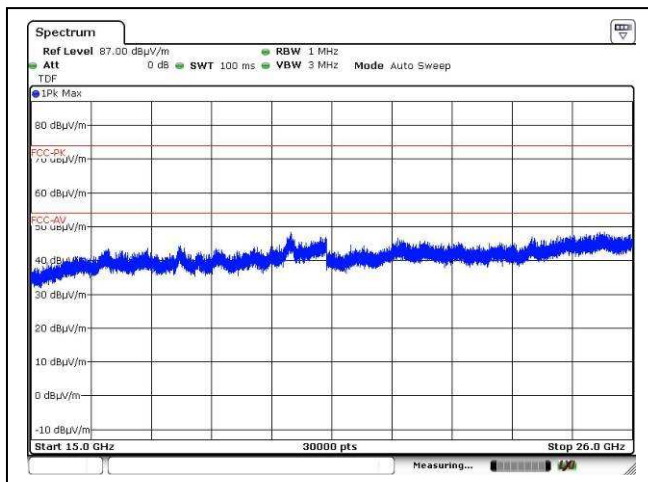
2.3 Radiated Emission Measurement Data (Con't)



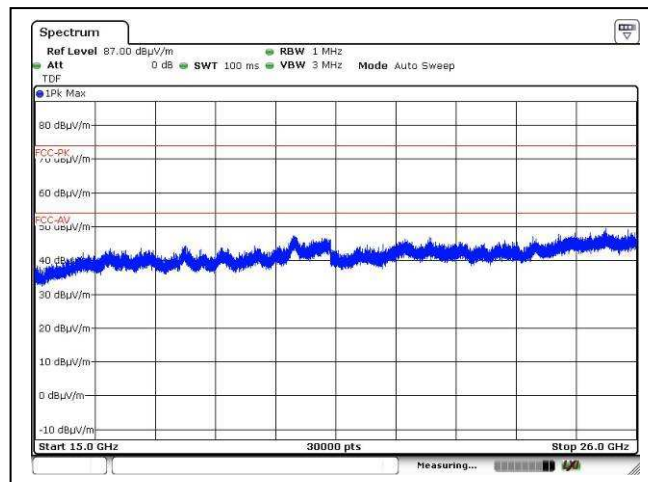
Receiving mode, 3GHz – 15GHz, Horizontal



Receiving mode, 3GHz – 15GHz, Vertical



Receiving mode, 15GHz – 26GHz, Horizontal



Receiving mode, 15GHz – 26GHz, Vertical



CMA Testing and Certification Laboratories

廠商會檢定中心

TEST REPORT

Report No. : AU0058352(1)

Date : 30 Sep 2016

2.3 Radiated Emission Measurement Data (Con't)

Environmental conditions:

Parameter	Recorded value	
Ambient temperature:	26	° C
Relative humidity:	61	%

Testing frequency range: 30MHz to 1GHz Mode: Charging

Measurement: Quasi-peak

RBW: 120kHz

VBW: 300kHz

Frequency (MHz)	Polarity (H/V)	Reading at 3m (dBμV)	Transducer Factor (dB/m)	Field Strength at 3m (dBμV/m)	Limit at 3m (dBμV/m)	Margin (dB)

Remark: No specified emission found



CMA Testing and Certification Laboratories

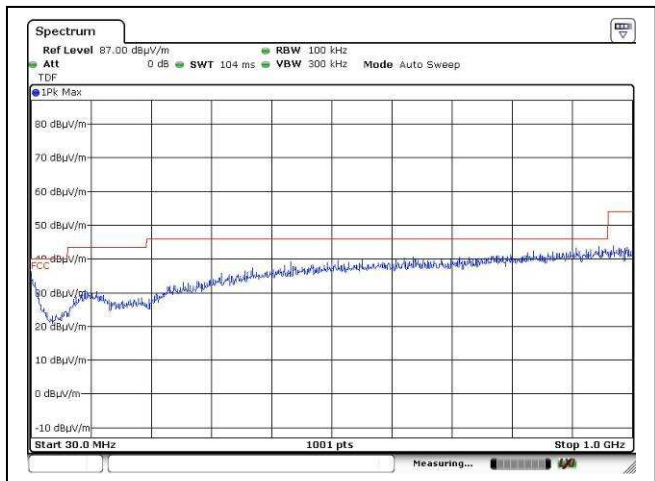
廠商會檢定中心

TEST REPORT

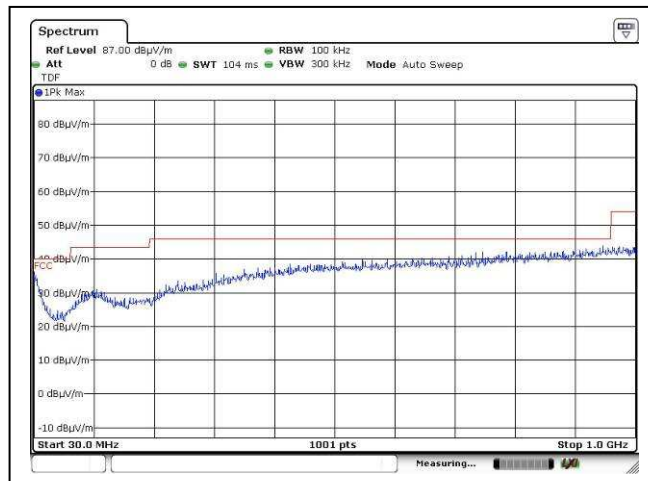
Report No. : AU0058352(1)

Date : 30 Sep 2016

2.3 Radiated Emission Measurement Data (Con't)



Charging mode, 30MHz – 1GHz, Horizontal



Charging mode, 30MHz – 1GHz, Vertical



CMA Testing and Certification Laboratories

廠商會檢定中心

TEST REPORT

Report No. : AU0058352(1)

Date : 30 Sep 2016

3 Description of the Line-conducted Test

3.1 Test Procedure

Conducted emissions measurements are investigated and also taken pursuant to the procedures of ANSI C63.10 – 2013. The EUT was setup as described in the procedures, and both lines were measured.

3.2 Test Result

The EUT connected to an adaptor for charging



CMA Testing and Certification Laboratories

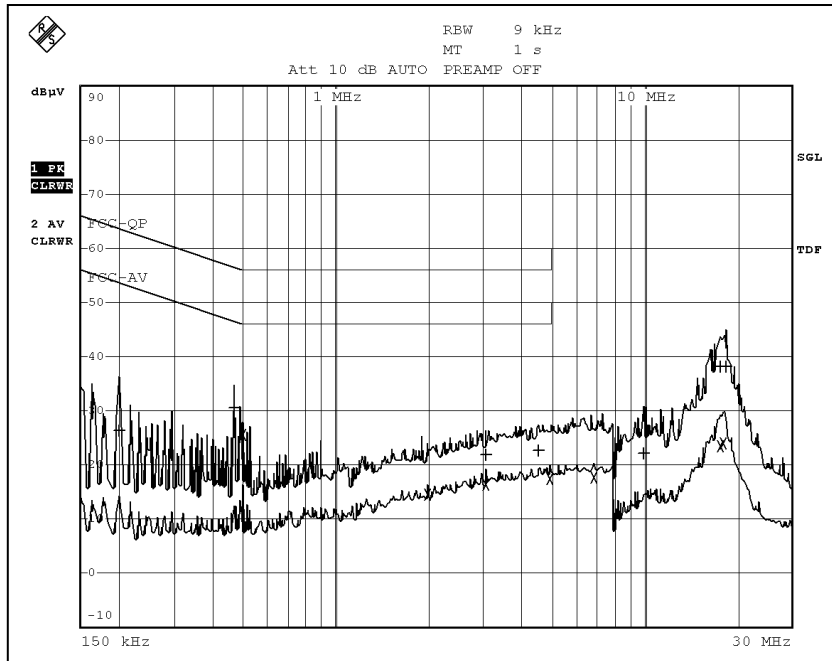
廠商會檢定中心

TEST REPORT

Report No. : AU0058352(1)

Date : 30 Sep 2016

3.3 Graph and Table of Conducted Emission Measurement Data



EDIT PEAK LIST (Final Measurement Results)				
TRACE	FREQUENCY	LEVEL dBµV	DELTA	LIMIT dB
Trace1:	FCC-QP			
Trace2:	FCC-AV			
Trace3:	---			
1 Quasi Peak	199.5 kHz	26.26	L1 gnd	-37.36
1 Quasi Peak	474 kHz	30.65	N gnd	-25.78
2 Average	500 kHz	25.67	N gnd	-20.32
2 Average	1.976 MHz	14.62	N gnd	-31.38
1 Quasi Peak	3.0785 MHz	21.83	N gnd	-34.16
2 Average	3.0785 MHz	16.48	N gnd	-29.51
1 Quasi Peak	4.5635 MHz	22.64	N gnd	-33.36
2 Average	4.9505 MHz	17.33	N gnd	-28.67
2 Average	6.9035 MHz	17.70	N gnd	-32.29
1 Quasi Peak	10.004 MHz	22.22	N gnd	-37.78
2 Average	17.5865 MHz	23.47	L1 gnd	-26.52
1 Quasi Peak	17.6315 MHz	38.21	N gnd	-21.78
2 Average	17.9465 MHz	23.93	N gnd	-26.06
1 Quasi Peak	18.3425 MHz	38.15	N gnd	-21.84



CMA Testing and Certification Laboratories

廠商會檢定中心

TEST REPORT

Report No. : AU0058352(1)

Date : 30 Sep 2016

4 Photograph

4.1 Photographs of the Test Setup for Radiated Emission and Conducted Emission

For electronic filing, the photos are saved with filename VLEBKST007R TSup.pdf.

4.2 Photographs of the External and Internal Configurations of the EUT

For electronic filing, the photos are saved with filename VLEBKST007R ExPho.pdf and VLEBKST007R InPho.pdf.

4.3 Antenna requirement

Appendices A5 shows the antenna is permanently attached and cannot be changed. Therefore it fulfils the section 15.203 requirement



CMA Testing and Certification Laboratories

廠商會檢定中心

TEST REPORT

Report No. : AU0058352(1)

Date : 30 Sep 2016

5 Appendices

A1	Photos of the set-up of Radiated Emissions	3	pages
A2	Photos of the set-up of Conducted Emissions	1	page
A3	Photos of the set-up of Line-conducted Emissions	1	page
A4	Photos of External Configurations	4	pages
A5	Photos of Internal Configurations	3	pages
A6	ID Label/Location	1	page



CMA Testing and Certification Laboratories


廠商會檢定中心

TEST REPORT


Report No. : AU0058352(1)

Date : 30 Sep 2016

A1. Photos of the set-up of Radiated Emissions



30MHz – 1GHz



9kHz – 30MHz

Tested by:

Mr. LEUNG Shu-kan, Ken

Reviewed by:

Mr. WONG Lap-pong, Andrew

FCC ID: VLEBKST007R

Page 53 of 65

This document is issued subject to the latest CMA Testing General Terms and Conditions of Testing and Inspection Services, available on request or accessible at website www.cmatcl.com.
This document shall not be reproduced except in full or with written approval by CMA Testing

CMA Industrial Development Foundation Limited

Room 1302, Yan Hing Centre, 9-13 Wong Chuk Yeung St., Fo Tan, Shatin, N.T., Hong Kong.

Tel: (852) 2698 8198 Fax: (852) 2695 4177 E-mail: info@cmatcl.com Web Site: <http://www.cmatcl.com>



CMA Testing and Certification Laboratories


廠商會檢定中心

TEST REPORT

Report No. : AU0058352(1)

Date : 30 Sep 2016

A1. Photos of the set-up of Radiated Emissions



1GHz – 26GHz

Tested by:

Mr. LEUNG Shu-kan, Ken

Reviewed by:

Mr. WONG Lap-pong, Andrew



CMA Testing and Certification Laboratories


廠商會檢定中心

TEST REPORT


Report No. : AU0058352(1)

Date : 30 Sep 2016

A1. Photos of the set-up of Radiated Emissions



Front view, Charging



Rear view, Charging

Tested by:

Mr. LEUNG Shu-kan, Ken

Reviewed by:

Mr. WONG Lap-pong, Andrew

FCC ID: VLEBKST007R

Page 55 of 65

This document is issued subject to the latest CMA Testing General Terms and Conditions of Testing and Inspection Services, available on request or accessible at website www.cmatcl.com. This document shall not be reproduced except in full or with written approval by CMA Testing.

CMA Industrial Development Foundation Limited

Room 1302, Yan Hing Centre, 9-13 Wong Chuk Yeung St., Fo Tan, Shatin, N.T., Hong Kong.

Tel: (852) 2698 8198 Fax: (852) 2695 4177 E-mail: info@cmatcl.com Web Site: <http://www.cmatcl.com>



CMA Testing and Certification Laboratories


廠商會檢定中心

TEST REPORT

Report No. : AU0058352(1)

Date : 30 Sep 2016

A2. Photos of the set-up of Conducted Emissions



Tested by:

Mr. LEUNG Shu-kan, Ken

Reviewed by:

Mr. WONG Lap-pong, Andrew



CMA Testing and Certification Laboratories


廠商會檢定中心

TEST REPORT


Report No. : AU0058352(1)

Date : 30 Sep 2016

A3. Photos of the set-up of Line-conducted Emissions



Front view



Side view

Tested by:

Mr. LEUNG Shu-kan, Ken

Reviewed by:

Mr. WONG Lap-pong, Andrew

FCC ID: VLEBKST007R

Page 57 of 65

This document is issued subject to the latest CMA Testing General Terms and Conditions of Testing and Inspection Services, available on request or accessible at website www.cmatcl.com.
This document shall not be reproduced except in full or with written approval by CMA Testing

CMA Industrial Development Foundation Limited

Room 1302, Yan Hing Centre, 9-13 Wong Chuk Yeung St., Fo Tan, Shatin, N.T., Hong Kong.

Tel: (852) 2698 8198 Fax: (852) 2695 4177 E-mail: info@cmatcl.com Web Site: <http://www.cmatcl.com>



CMA Testing and Certification Laboratories

廠商會檢定中心

TEST REPORT

Report No. : AU0058352(1)

Date : 30 Sep 2016

A4 Photos of External Configurations



External Configuration 1



External Configuration 2

Tested by:

Mr. LEUNG Shu-kan, Ken

Reviewed by:

Mr. WONG Lap-pong, Andrew

FCC ID: VLEBKST007R

Page 58 of 65

This document is issued subject to the latest CMA Testing General Terms and Conditions of Testing and Inspection Services, available on request or accessible at website www.cmatcl.com. This document shall not be reproduced except in full or with written approval by CMA Testing.

CMA Industrial Development Foundation Limited

Room 1302, Yan Hing Centre, 9-13 Wong Chuk Yeung St., Fo Tan, Shatin, N.T., Hong Kong.

Tel: (852) 2698 8198 Fax: (852) 2695 4177 E-mail: info@cmatcl.com Web Site: <http://www.cmatcl.com>



CMA Testing and Certification Laboratories

廠商會檢定中心

TEST REPORT

Report No. : AU0058352(1)

Date : 30 Sep 2016

A4 Photos of External Configurations



External Configuration 3



External Configuration 4

Tested by:

Handwritten signature of Mr. LEUNG Shu-kan, Ken.

Mr. LEUNG Shu-kan, Ken

Reviewed by:

Handwritten signature of Mr. WONG Lap-pong, Andrew.

Mr. WONG Lap-pong, Andrew

FCC ID: VLEBKST007R

Page 59 of 65

This document is issued subject to the latest CMA Testing General Terms and Conditions of Testing and Inspection Services, available on request or accessible at website www.cmatcl.com.
This document shall not be reproduced except in full or with written approval by CMA Testing.

CMA Industrial Development Foundation Limited

Room 1302, Yan Hing Centre, 9-13 Wong Chuk Yeung St., Fo Tan, Shatin, N.T., Hong Kong.

Tel: (852) 2698 8198 Fax: (852) 2695 4177 E-mail: info@cmatcl.com Web Site: <http://www.cmatcl.com>



CMA Testing and Certification Laboratories

廠商會檢定中心

TEST REPORT

Report No. : AU0058352(1)

Date : 30 Sep 2016

A4 Photos of External Configurations



External Configuration 5



External Configuration 6

Tested by:

Mr. LEUNG Shu-kan, Ken

Reviewed by:

Mr. WONG Lap-pong, Andrew

FCC ID: VLEBKST007R

Page 60 of 65

This document is issued subject to the latest CMA Testing General Terms and Conditions of Testing and Inspection Services, available on request or accessible at website www.cmatcl.com.
This document shall not be reproduced except in full or with written approval by CMA Testing

CMA Industrial Development Foundation Limited

Room 1302, Yan Hing Centre, 9-13 Wong Chuk Yeung St., Fo Tan, Shatin, N.T., Hong Kong.

Tel: (852) 2698 8198 Fax: (852) 2695 4177 E-mail: info@cmatcl.com Web Site: <http://www.cmatcl.com>



CMA Testing and Certification Laboratories

廠商會檢定中心

TEST REPORT

Report No. : AU0058352(1)

Date : 30 Sep 2016

A4 Photos of External Configurations



External Configuration 7

Tested by:

Mr. LEUNG Shu-kan, Ken

Reviewed by:

Mr. WONG Lap-pong, Andrew

FCC ID: VLEBKST007R

Page 61 of 65

This document is issued subject to the latest CMA Testing General Terms and Conditions of Testing and Inspection Services, available on request or accessible at website www.cmatcl.com.
This document shall not be reproduced except in full or with written approval by CMA Testing

CMA Industrial Development Foundation Limited

Room 1302, Yan Hing Centre, 9-13 Wong Chuk Yeung St., Fo Tan, Shatin, N.T., Hong Kong.

Tel: (852) 2698 8198 Fax: (852) 2695 4177 E-mail: info@cmatcl.com Web Site: <http://www.cmatcl.com>



CMA Testing and Certification Laboratories


廠商會檢定中心

TEST REPORT


Report No. : AU0058352(1)

Date : 30 Sep 2016

A5 Photos of Internal Configurations



Internal Configuration 1



Internal Configuration 2

Tested by:

Mr. LEUNG Shu-kan, Ken

Reviewed by:

Mr. WONG Lap-pong, Andrew

FCC ID: VLEBKST007R

Page 62 of 65

This document is issued subject to the latest CMA Testing General Terms and Conditions of Testing and Inspection Services, available on request or accessible at website www.cmatcl.com. This document shall not be reproduced except in full or with written approval by CMA Testing.

CMA Industrial Development Foundation Limited

Room 1302, Yan Hing Centre, 9-13 Wong Chuk Yeung St., Fo Tan, Shatin, N.T., Hong Kong.

Tel: (852) 2698 8198 Fax: (852) 2695 4177 E-mail: info@cmatcl.com Web Site: <http://www.cmatcl.com>



CMA Testing and Certification Laboratories

廠商會檢定中心

TEST REPORT


Report No. : AU0058352(1)

Date : 30 Sep 2016

A5 Photos of Internal Configurations



Internal Configuration 3



Internal Configuration 4

Tested by:

Mr. LEUNG Shu-kan, Ken

Reviewed by:

Mr. WONG Lap-pong, Andrew

FCC ID: VLEBKST007R

Page 63 of 65

This document is issued subject to the latest CMA Testing General Terms and Conditions of Testing and Inspection Services, available on request or accessible at website www.cmatcl.com. This document shall not be reproduced except in full or with written approval by CMA Testing.

CMA Industrial Development Foundation Limited

Room 1302, Yan Hing Centre, 9-13 Wong Chuk Yeung St., Fo Tan, Shatin, N.T., Hong Kong.

Tel: (852) 2698 8198 Fax: (852) 2695 4177 E-mail: info@cmatcl.com Web Site: <http://www.cmatcl.com>



CMA Testing and Certification Laboratories


廠商會檢定中心

TEST REPORT

Report No. : AU0058352(1)

Date : 30 Sep 2016

A5 Photos of Internal Configurations



EUT antenna

Tested by:

Mr. LEUNG Shu-kan, Ken

Reviewed by:

Mr. WONG Lap-pong, Andrew

FCC ID: VLEBKST007R

Page 64 of 65

This document is issued subject to the latest CMA Testing General Terms and Conditions of Testing and Inspection Services, available on request or accessible at website www.cmatcl.com.
This document shall not be reproduced except in full or with written approval by CMA Testing

CMA Industrial Development Foundation Limited

Room 1302, Yan Hing Centre, 9-13 Wong Chuk Yeung St., Fo Tan, Shatin, N.T., Hong Kong.

Tel: (852) 2698 8198 Fax: (852) 2695 4177 E-mail: info@cmatcl.com Web Site: <http://www.cmatcl.com>



CMA Testing and Certification Laboratories

廠商會檢定中心

TEST REPORT

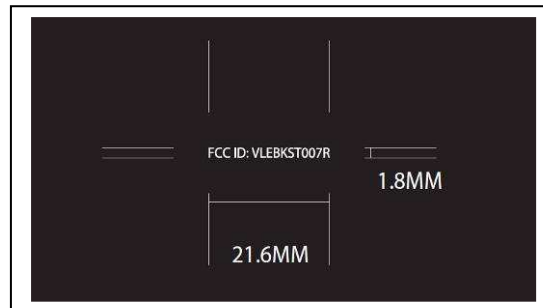
Report No. : AU0058352(1)

Date : 30 Sep 2016

A6 ID Label / Location



ID Label 1



ID Label 2

***** End of Report *****

Tested by:

Mr. LEUNG Shu-kan, Ken

Reviewed by:

Mr. WONG Lap-pong, Andrew

FCC ID: VLEBKST007R

Page 65 of 65

This document is issued subject to the latest CMA Testing General Terms and Conditions of Testing and Inspection Services, available on request or accessible at website www.cmatcl.com. This document shall not be reproduced except in full or with written approval by CMA Testing.

CMA Industrial Development Foundation Limited

Room 1302, Yan Hing Centre, 9-13 Wong Chuk Yeung St., Fo Tan, Shatin, N.T., Hong Kong.

Tel: (852) 2698 8198 Fax: (852) 2695 4177 E-mail: info@cmatcl.com Web Site: <http://www.cmatcl.com>