



Masimo Corporation

RDS7A/ROOT V2

FCC 15.207:2014

FCC 15.247:2014

Report # MASI0237.2



NVLAP Lab Code: 200676-0

This report must not be used to claim product certification, approval, or endorsement by NVLAP, NIST, or any agency of the federal government of the United States of America. This Report may only be duplicated in its entirety

**Last Date of Test: September 16, 2014
Masimo Corporation
Model: RDS7A/ROOT V2**

Radio Equipment Testing

Standards

| Specification | Method |
|-----------------|------------------|
| FCC 15.207:2014 | ANSI C63.10:2009 |
| FCC 15.247:2014 | ANSI C63.10:2009 |

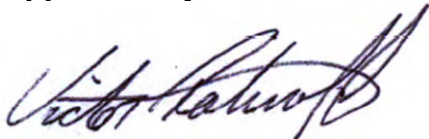
Results

| Method Clause | Test Description | Applied | Results | Comments |
|---------------|----------------------------------|---------|---------|----------|
| 6.2 | AC Powerline Conducted Emissions | Yes | Pass | |
| 6.5, 6.6 | Spurious Radiated Emissions | Yes | Pass | |
| 6.7 | Spurious Conducted Emissions | Yes | Pass | |
| 6.7 | Band Edge Compliance | Yes | Pass | |
| 6.9.1 | Occupied Bandwidth | Yes | Pass | |
| 6.10.2 | Output Power | Yes | Pass | |
| 6.11.2 | Power Spectral Density | Yes | Pass | |
| 7.5 | Duty Cycle | Yes | N/A | |

Deviations From Test Standards

None

Approved By:



Victor Ratinoff, Operations Manager

REVISION HISTORY

| Revision Number | Description | Date | Page Number |
|-----------------|-------------|------|-------------|
| 00 | None | | |

Barometric Pressure

The recorded barometric pressure has been normalized to sea level.

United States

FCC - Designated by the FCC as a Telecommunications Certification Body (TCB). Certification chambers, Open Area Test Sites, and conducted measurement facilities are listed with the FCC.

A2LA - Accredited by A2LA to ISO / IEC Guide 65 as a product certifier. This allows Northwest EMC to certify transmitters to FCC and IC specifications.

NVLAP - Each laboratory is accredited by NVLAP to ISO 17025

Canada

IC - Recognized by Industry Canada as a Certification Body (CB). Certification chambers and Open Area Test Sites are filed with IC.

European Union

European Commission – Validated by the European Commission as a Conformity Assessment Body (CAB) under the EMC directive and as a Notified Body under the R&TTE Directive.

Australia/New Zealand

ACMA - Recognized by ACMA as a CAB for the acceptance of test data.

Korea

MSIP / RRA - Recognized by KCC's RRA as a CAB for the acceptance of test data.

Japan

VCCI - Associate Member of the VCCI. Conducted and radiated measurement facilities are registered.

Taiwan

BSMI – Recognized by BSMI as a CAB for the acceptance of test data.

NCC - Recognized by NCC as a CAB for the acceptance of test data.

Singapore

IDA – Recognized by IDA as a CAB for the acceptance of test data.

Israel

MOC – Recognized by MOC as a CAB for the acceptance of test data.

Hong Kong

OFTA – Recognized by OFTA as a CAB for the acceptance of test data.

Vietnam

MIC – Recognized by MIC as a CAB for the acceptance of test data.

SCOPE

For details on the Scopes of our Accreditations, please visit:

<http://www.nwemc.com/accreditations/>

Measurement Uncertainty

When a measurement is made, the result will be different from the true or theoretically correct value. The difference is the result of tolerances in the measurement system that cannot be completely eliminated. To the extent that technology allows us, it has been our aim to minimize this error. Measurement uncertainty is a statistical expression of measurement error qualified by a probability distribution.


A measurement uncertainty estimation has been performed for each test per our internal quality document WP 342. The estimation is used to compare the measured result with its "true" or theoretically correct value. The expanded measurement uncertainty (K=2) for each test is listed below. Our measurement data meets or exceeds the measurement uncertainty requirements of the applicable specification; therefore, the test data can be compared directly to the specification limit to determine compliance. The calculations for estimating measurement uncertainty are based upon ETSI TR 100 028 (or CISPR 16-4-1 as applicable), and are available upon request.

The following table represents the Measurement Uncertainty (MU) budgets for each of the tests that may be contained in this report.

| Test | + MU | - MU |
|---------------------------------------|-------------|-------------|
| Frequency Accuracy (Hz) | 0.12 | -0.01 |
| Amplitude Accuracy (dB) | 0.49 | -0.49 |
| Conducted Power (dB) | 0.41 | -0.41 |
| Radiated Power via Substitution (dB) | 0.69 | -0.68 |
| Temperature (degrees C) | 0.81 | -0.81 |
| Humidity (% RH) | 2.89 | -2.89 |
| Field Strength (dB) | 3.80 | -3.80 |
| AC Powerline Conducted Emissions (dB) | 2.94 | -2.94 |



| | | | | |
|---|---|--|---|---|
| Oregon Labs EV01-12 22975 NW Evergreen Pkwy Hillsboro, OR 97124 (503) 844-4066 | California Labs OC01-13 41 Tesla Irvine, CA 92618 (949) 861-8918 | New York Labs NY01-04 4939 Jordan Rd. Elbridge, NY 13060 (315) 685-0796 | Minnesota Labs MN01-08 9349 W Broadway Ave. Brooklyn Park, MN 55445 (763) 425-2281 | Washington Labs NC01-05, SU02, SU07 19201 120 th Ave. NE Bothell, WA 98011 (425) 984-6600 |
| VCCI | | | | |
| A-0108 | A-0029 | | A-0109 | A-0110 |
| Industry Canada | | | | |
| 2834D-1, 2834D-2 | 2834B-1, 2834B-2, 2834B-3 | | 2834E-1 | 2834F-1 |
| NVLAP | | | | |
| NVLAP Lab Code: 200630-0 | NVLAP Lab Code: 200676-0 | NVLAP Lab Code: 200761-0 | NVLAP Lab Code: 200881-0 | NVLAP Lab Code: 200629-0 |





PRODUCT DESCRIPTION

Client and Equipment Under Test (EUT) Information

| | |
|---------------------------------|--------------------|
| Company Name: | Masimo Corporation |
| Address: | 40 Parker |
| City, State, Zip: | Irvine, CA 92618 |
| Test Requested By: | Michael Clark |
| Model: | RDS7A/ROOT V2 |
| First Date of Test: | January 29, 2014 |
| Last Date of Test: | September 17, 2014 |
| Receipt Date of Samples: | January 19, 2014 |
| Equipment Design Stage: | Production |
| Equipment Condition: | No Damage |

Information Provided by the Party Requesting the Test

| |
|--|
| Functional Description of the EUT: |
| Pulse Co-Oximeter. 802.11(a/b/g) radio module. 1 stream and 1 antenna. |
| Client Justification: |
| The radio contained within Model RAD7A/Radical 7 V2 is Identical to the radio contained within Model RDS7A/ROOT V2 |
| Testing Objective: |
| To demonstrate compliance under FCC 15.247 for operation in the 2.4 GHz and 5.8 GHz band(s). |

Configuration MASI0151- 1

| EUT | | | |
|-------------------|--------------------|-----------------------------|---------------|
| Description | Manufacturer | Model/Part Number | Serial Number |
| Pulse Co-Oximeter | Masimo Corporation | RAD7A/Radical 7 V2 | 1000000349 |
| Wireless Radio | Broadcom | BCM 4334/Azurewave AW-AH634 | 24514 |

Configuration MASI0237- 1

| Software/Firmware Running during test | |
|---------------------------------------|----------|
| Description | Version |
| putty | 0.62.0.0 |

| EUT | | | |
|--------------------------|--------------------|-----------------------------|---------------|
| Description | Manufacturer | Model/Part Number | Serial Number |
| Wireless Docking Station | Masimo Corporation | RDS7A/ROOT V2 (v1.1.3.6 i) | 1000000020 |
| Wireless Radio | Broadcom | BCM 4334/Azurewave AW-AH634 | 36811 Rev C |

| Peripherals in test setup boundary | | | |
|------------------------------------|--------------------|------------------------------------|---------------------|
| Description | Manufacturer | Model/Part Number | Serial Number |
| Pulse Co-Oximeter | Masimo Corporation | RAD7A/Radical 7 V2 (v1.3.0.6 i-EN) | 1000031805 |
| Patient Sensor | Masimo Corporation | DCI | 4A175 |
| EEG patent cable and sensor | Masimo Corporation | SedLine | 6001730 |
| USB Memory Stick #1 | Lexar | 3813S | LJDV20-8GB-000-101A |
| USB Memory Stick #2 | Lexar | 3813S | LJDV20-8GB-000-103A |

| Remote Equipment Outside of Test Setup Boundary | | | |
|---|-----------------|-------------------|--------------------|
| Description | Manufacturer | Model/Part Number | Serial Number |
| Remote Laptop | Hewlett Packard | Probook 4420s | CNF0335MJG |
| Ethernet Router | Netgear | WGR614v10 | 28T1027D25470 |
| AC/DC Power Supply | Netgear | AD661F | 3010181421011408RR |
| AC Adapter | Hewlett Packard | PPP014H-S | 4016-7021468F5-001 |

| Cables | | | | | |
|----------------------|--------|------------|---------|--------------------|-------------------------------|
| Cable Type | Shield | Length (m) | Ferrite | Connection 1 | Connection 2 |
| AC Cable | No | 3.0m | No | RDS7A/ROOT V2 | AC Mains |
| Patient Sensor Cable | No | 4.5m | No | RAD7A/Radical 7 V2 | Patient Sensor |
| Ethernet Cable (x4) | No | 0.9m | No | RDS7A/ROOT V2 | Terminated |
| Nurse Call Cable | Yes | 1.8m | No | RDS7A/ROOT V2 | Unterminated |
| SedLine Cable | No | 5.0m | No | RDS7A/ROOT V2 | Terminated |
| Ethernet Cable | No | 10.0m | No | RDS7A/ROOT V2 | Ethernet Router |
| Ethernet Cable | No | 1.0m | No | Ethernet Router | Remote Laptop |
| DC Cable | No | 1.6m | No | Ethernet Router | AC/DC Power Supply (AC Mains) |
| DC Cable | No | 1.4m | Yes | Remote Laptop | AC Adapter |
| AC Cable | No | 1.6m | No | AC Adapter | AC Mains |

Equipment Modifications

| Item | Date | Test | Modification | Note | Disposition of EUT |
|------|------------|----------------------------------|--------------------------------------|---|---|
| 1 | 01/29/2014 | Occupied Bandwidth | Tested as delivered to Test Station. | No EMI suppression devices were added or modified during this test. | EUT remained at Northwest EMC following the test. |
| 2 | 01/29/2014 | Band Edge Compliance | Tested as delivered to Test Station. | No EMI suppression devices were added or modified during this test. | EUT remained at Northwest EMC following the test. |
| 3 | 01/29/2014 | Output Power | Tested as delivered to Test Station. | No EMI suppression devices were added or modified during this test. | EUT remained at Northwest EMC following the test. |
| 4 | 01/29/2014 | Power Spectral Density | Tested as delivered to Test Station. | No EMI suppression devices were added or modified during this test. | EUT remained at Northwest EMC following the test. |
| 5 | 01/29/2014 | Duty Cycle | Tested as delivered to Test Station. | No EMI suppression devices were added or modified during this test. | EUT remained at Northwest EMC following the test. |
| 6 | 01/29/2014 | Spurious Conducted Emissions | Tested as delivered to Test Station. | No EMI suppression devices were added or modified during this test. | Scheduled testing was completed. |
| 7 | 09/11/2014 | Spurious Radiated Emissions | Tested as delivered to Test Station. | No EMI suppression devices were added or modified during this test. | EUT remained at Northwest EMC following the test. |
| 8 | 09/17/2014 | AC Powerline Conducted Emissions | Tested as delivered to Test Station. | No EMI suppression devices were added or modified during this test. | Scheduled testing was completed. |

Testing was performed using the mode(s) of operation and configuration(s) noted within the report. The individuals and/or the organization requesting the test provided the modes, configurations and settings used to complete the evaluation. The actual test parameters are specified in the test data, this includes items such as investigated frequency range (scanned) and test levels. The testing methods and performance specifications, as well as the test site used for the evaluation are indicated in the test data.

MODES OF OPERATION

Continuously Transmitting 802.11b: Low Channel 1, 2412 MHz, 1Mbps
 Continuously Transmitting 802.11b: Mid Channel 6, 2437 MHz, 1Mbps
 Continuously Transmitting 802.11b: High Channel 11, 2462 MHz, 1Mbps
 Continuously Transmitting 802.11a: Low Channel 149, 5745 MHz, 6Mbps
 Continuously Transmitting 802.11a: Mid Channel 157, 5785 MHz, 6Mbps
 Continuously Transmitting 802.11a: High Channel 165, 5825 MHz, 6Mbps

POWER SETTINGS INVESTIGATED

120VAC/60Hz

CONFIGURATIONS INVESTIGATED

MASI0237 - 1

SAMPLE CALCULATIONS

Conducted Emissions: Adjusted Level = Measured Level + Transducer Factor + Cable Attenuation Factor + External Attenuator

TEST EQUIPMENT

| Description | Manufacturer | Model | ID | Last Cal. | Interval |
|-------------|-----------------|------------------|-----|-----------|----------|
| LISN | Solar | 9252-50-24-BNC | LIA | 4/22/2014 | 12 mo |
| Attenuator | Pasternack | 6N10W-20 | AWC | 1/3/2014 | 12 mo |
| HP Filter | TTE | H97-100K-50-720B | HFP | 3/1/2012 | 36 mo |
| OC06 Cables | N/A | Telecom Cables | OCP | 8/15/2014 | 12 mo |
| Receiver | Rohde & Schwarz | ESCI | ARG | 5/13/2014 | 12 mo |

MEASUREMENT BANDWIDTHS

| Frequency Range (MHz) | Peak Data (kHz) | Quasi-Peak Data (kHz) | Average Data (kHz) |
|-----------------------|-----------------|-----------------------|--------------------|
| 0.01 - 0.15 | 1.0 | 0.2 | 0.2 |
| 0.15 - 30.0 | 10.0 | 9.0 | 9.0 |
| 30.0 - 1000 | 100.0 | 120.0 | 120.0 |
| Above 1000 | 1000.0 | N/A | 1000.0 |

Measurements were made using the bandwidths and detectors specified. No video filter was used.

TEST DESCRIPTION

The EUT will be powered either directly or indirectly from the AC power line. Therefore, conducted emissions measurements were made on the AC input of the EUT, or on the AC input of the device used to power the EUT. The AC power line conducted emissions were measured with the EUT operating at the lowest, the highest, and a middle channel in the operational band. The EUT was transmitting at its maximum data rate. For each mode, the spectrum was scanned from 150 kHz to 30 MHz. The test setup and procedures were in accordance with ANSI C63.10-2009.



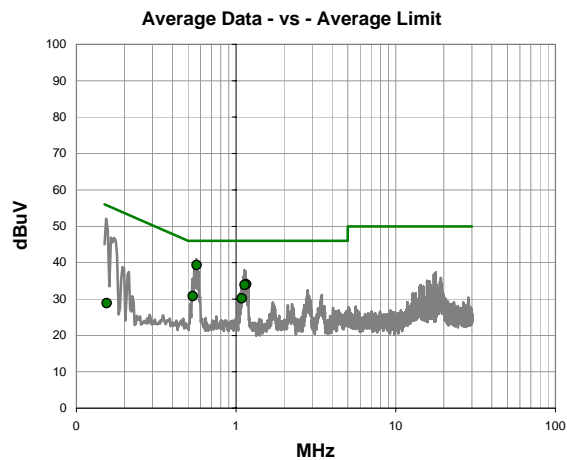
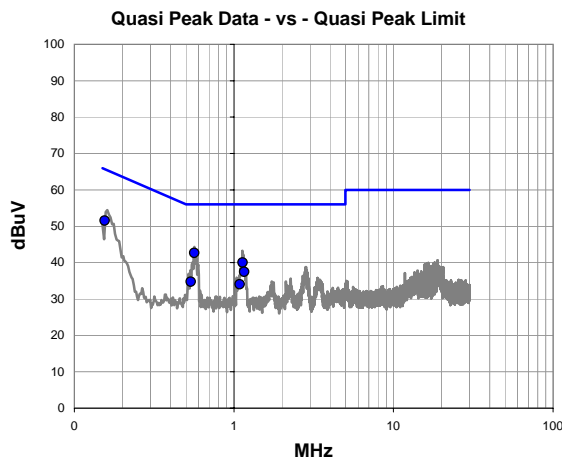
AC POWERLINE CONDUCTED EMISSIONS

PSA-ESCI 2014.06.19
EmiR5 2014.07.09

| | | | | | |
|-----------------|--|-------------------|-----------|---------------|------------------------|
| Work Order: | MASI0237 | Date: | 09/16/14 | | |
| Project: | None | Temperature: | 27.1 °C | | |
| Job Site: | OC06 | Humidity: | 38.9% RH | | |
| Serial Number: | 1000000020 | Barometric Pres.: | 1011 mbar | | |
| EUT: | | | | RDS7A/ROOT V2 | Tested by: Mark Baytan |
| Configuration: | 1 | | | | |
| Customer: | Masimo Corporation | | | | |
| Attendees: | Michael Clark | | | | |
| EUT Power: | 120VAC/60Hz | | | | |
| Operating Mode: | Continuously Transmitting 802.11b: Low Channel 1, 2412 MHz, 1Mbps | | | | |
| Deviations: | None | | | | |
| Comments: | Using Max Power Setting 90. RDS7A, Radio=36235 Rev A, Radio Chip= 24412 Rev B. | | | | |

| | | | |
|---------------------|-----------------|-------------|------------------|
| Test Specifications | FCC 15.207:2014 | Test Method | ANSI C63.10:2009 |
|---------------------|-----------------|-------------|------------------|

| | | | | | | | |
|-------|---|-------|-----------|-------------------|----|---------|------|
| Run # | 1 | Line: | High Line | Ext. Attenuation: | 20 | Results | Pass |
|-------|---|-------|-----------|-------------------|----|---------|------|



Quasi Peak Data - vs - Quasi Peak Limit

| Freq (MHz) | Amplitude (dBuV) | Factor (dB) | Adjusted (dBuV) | Spec. Limit (dBuV) | Compared to Spec. (dB) |
|------------|------------------|-------------|-----------------|--------------------|------------------------|
| 0.566 | 22.5 | 20.2 | 42.7 | 56.0 | -13.3 |
| 0.155 | 31.1 | 20.5 | 51.6 | 65.7 | -14.2 |
| 1.133 | 19.8 | 20.2 | 40.0 | 56.0 | -16.0 |
| 1.161 | 17.3 | 20.2 | 37.5 | 56.0 | -18.5 |
| 0.537 | 14.5 | 20.2 | 34.7 | 56.0 | -21.3 |
| 1.087 | 13.8 | 20.2 | 34.0 | 56.0 | -22.0 |

Average Data - vs - Average Limit

| Freq (MHz) | Amplitude (dBuV) | Factor (dB) | Adjusted (dBuV) | Spec. Limit (dBuV) | Compared to Spec. (dB) |
|------------|------------------|-------------|-----------------|--------------------|------------------------|
| 0.566 | 19.1 | 20.2 | 39.3 | 46.0 | -6.7 |
| 1.161 | 13.8 | 20.2 | 34.0 | 46.0 | -12.0 |
| 1.133 | 13.7 | 20.2 | 33.9 | 46.0 | -12.1 |
| 0.537 | 10.6 | 20.2 | 30.8 | 46.0 | -15.2 |
| 1.087 | 10.0 | 20.2 | 30.2 | 46.0 | -15.8 |
| 0.155 | 8.4 | 20.5 | 28.9 | 55.7 | -26.9 |

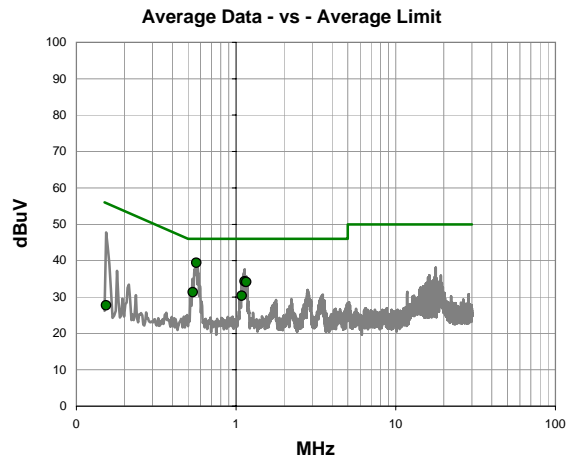
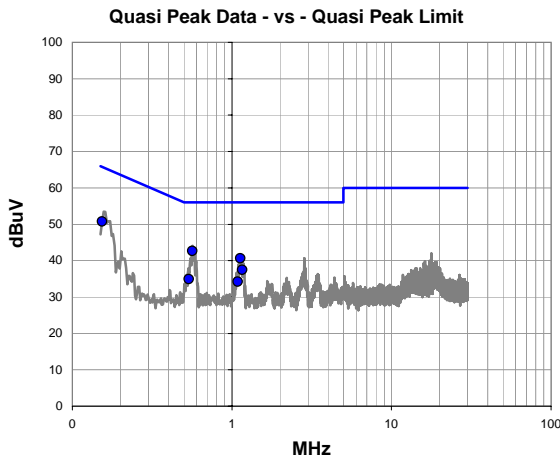


AC POWERLINE CONDUCTED EMISSIONS

PSA-ESCI 2014.06.19
EmiR5 2014.07.09

| | | | | | |
|-----------------|--|-------------------|-----------|---------------|------------------------|
| Work Order: | MASI0237 | Date: | 09/16/14 | | |
| Project: | None | Temperature: | 27.1 °C | | |
| Job Site: | OC06 | Humidity: | 38.9% RH | | |
| Serial Number: | 1000000020 | Barometric Pres.: | 1011 mbar | | |
| EUT: | | | | RDS7A/ROOT V2 | Tested by: Mark Baytan |
| Configuration: | 1 | | | | |
| Customer: | Masimo Corporation | | | | |
| Attendees: | Michael Clark | | | | |
| EUT Power: | 120VAC/60Hz | | | | |
| Operating Mode: | Continuously Transmitting 802.11b: Low Channel 1, 2412 MHz, 1Mbps | | | | |
| Deviations: | None | | | | |
| Comments: | Using Max Power Setting 90. RDS7A, Radio=36235 Rev A, Radio Chip= 24412 Rev B. | | | | |

| | | | |
|----------------------------|-----------------|--------------------|------------------|
| Test Specifications | FCC 15.207:2014 | Test Method | ANSI C63.10:2009 |
| Run # | 2 | Line: | Neutral |
| Ext. Attenuation: | 20 | Results | Pass |



Quasi Peak Data - vs - Quasi Peak Limit

| Freq (MHz) | Amplitude (dBuV) | Factor (dB) | Adjusted (dBuV) | Spec. Limit (dBuV) | Compared to Spec. (dB) |
|------------|------------------|-------------|-----------------|--------------------|------------------------|
| 0.565 | 22.5 | 20.2 | 42.7 | 56.0 | -13.3 |
| 0.154 | 30.3 | 20.4 | 50.7 | 65.8 | -15.0 |
| 1.131 | 20.4 | 20.2 | 40.6 | 56.0 | -15.4 |
| 1.162 | 17.3 | 20.2 | 37.5 | 56.0 | -18.5 |
| 0.537 | 14.7 | 20.2 | 34.9 | 56.0 | -21.1 |
| 1.086 | 14.0 | 20.2 | 34.2 | 56.0 | -21.8 |


Average Data - vs - Average Limit

| Freq (MHz) | Amplitude (dBuV) | Factor (dB) | Adjusted (dBuV) | Spec. Limit (dBuV) | Compared to Spec. (dB) |
|------------|------------------|-------------|-----------------|--------------------|------------------------|
| 0.565 | 19.2 | 20.2 | 39.4 | 46.0 | -6.6 |
| 1.131 | 14.1 | 20.2 | 34.3 | 46.0 | -11.7 |
| 1.162 | 13.9 | 20.2 | 34.1 | 46.0 | -11.9 |
| 0.537 | 11.1 | 20.2 | 31.3 | 46.0 | -14.7 |
| 1.086 | 10.1 | 20.2 | 30.3 | 46.0 | -15.7 |
| 0.154 | 7.3 | 20.4 | 27.7 | 55.8 | -28.0 |

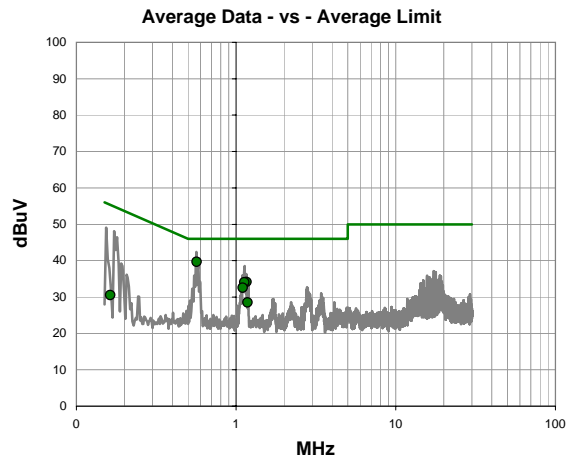
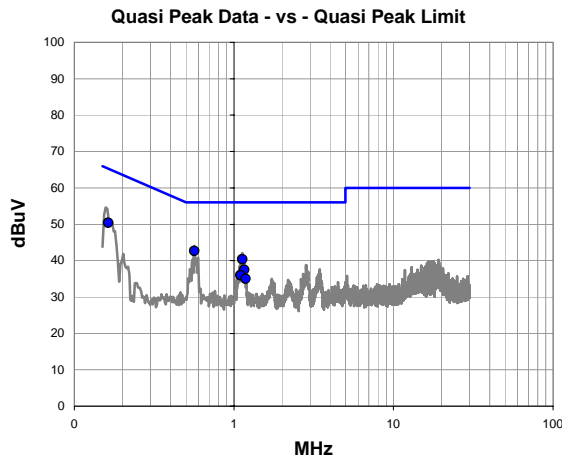


AC POWERLINE CONDUCTED EMISSIONS

PSA-ESCI 2014.06.19
EmiR5 2014.07.09

| | | | | | |
|-----------------|--|-------------------|-----------|--|------------------------|
| Work Order: | MASI0237 | Date: | 09/16/14 |  | |
| Project: | None | Temperature: | 27.1 °C | | |
| Job Site: | OC06 | Humidity: | 38.9% RH | | |
| Serial Number: | 1000000020 | Barometric Pres.: | 1011 mbar | | |
| EUT: | | | | RDS7A/ROOT V2 | Tested by: Mark Baytan |
| Configuration: | 1 | | | | |
| Customer: | Masimo Corporation | | | | |
| Attendees: | Michael Clark | | | | |
| EUT Power: | 120VAC/60Hz | | | | |
| Operating Mode: | Continuously Transmitting 802.11b: Mid Channel 6, 2437 MHz, 1Mbps | | | | |
| Deviations: | None | | | | |
| Comments: | Using Max Power Setting 90. RDS7A, Radio=36235 Rev A, Radio Chip= 24412 Rev B. | | | | |

| | | | |
|---------------------|-----------------|-------------|------------------|
| Test Specifications | FCC 15.207:2014 | Test Method | ANSI C63.10:2009 |
| Run # | 3 | Line: | High Line |
| Ext. Attenuation: | 20 | Results | Pass |



| Freq (MHz) | Amplitude (dBuV) | Factor (dB) | Adjusted (dBuV) | Spec. Limit (dBuV) | Compared to Spec. (dB) |
|------------|------------------|-------------|-----------------|--------------------|------------------------|
| 0.566 | 22.5 | 20.2 | 42.7 | 56.0 | -13.3 |
| 0.163 | 29.9 | 20.5 | 50.4 | 65.3 | -14.9 |
| 1.130 | 20.2 | 20.2 | 40.4 | 56.0 | -15.6 |
| 1.163 | 17.3 | 20.2 | 37.5 | 56.0 | -18.5 |
| 1.101 | 15.8 | 20.2 | 36.0 | 56.0 | -20.0 |
| 1.181 | 14.8 | 20.2 | 35.0 | 56.0 | -21.0 |

| Freq (MHz) | Amplitude (dBuV) | Factor (dB) | Adjusted (dBuV) | Spec. Limit (dBuV) | Compared to Spec. (dB) |
|------------|------------------|-------------|-----------------|--------------------|------------------------|
| 0.566 | 19.5 | 20.2 | 39.7 | 46.0 | -6.3 |
| 1.163 | 13.9 | 20.2 | 34.1 | 46.0 | -11.9 |
| 1.130 | 13.8 | 20.2 | 34.0 | 46.0 | -12.0 |
| 1.101 | 12.3 | 20.2 | 32.5 | 46.0 | -13.5 |
| 1.181 | 8.3 | 20.2 | 28.5 | 46.0 | -17.5 |
| 0.163 | 10.0 | 20.5 | 30.5 | 55.3 | -24.8 |



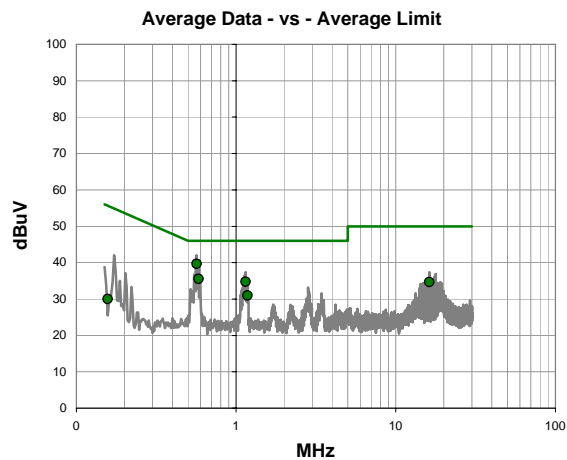
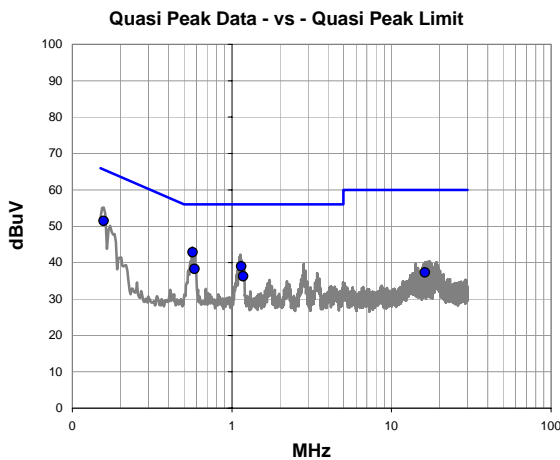
AC POWERLINE CONDUCTED EMISSIONS

PSA-ESCI 2014.06.19
EmiR5 2014.07.09

| | | | | |
|-----------------|--|-------------------|-----------|--|
| Work Order: | MASI0237 | Date: | 09/16/14 | |
| Project: | None | Temperature: | 27.1 °C | |
| Job Site: | OC06 | Humidity: | 38.9% RH | |
| Serial Number: | 1000000020 | Barometric Pres.: | 1011 mbar | |
| EUT: | RDS7A/ROOT V2 | | | |
| Configuration: | 1 | | | |
| Customer: | Masimo Corporation | | | |
| Attendees: | Michael Clark | | | |
| EUT Power: | 120VAC/60Hz | | | |
| Operating Mode: | Continuously Transmitting 802.11b: Mid Channel 6, 2437 MHz, 1Mbps | | | |
| Deviations: | None | | | |
| Comments: | Using Max Power Setting 90. RDS7A, Radio=36235 Rev A, Radio Chip= 24412 Rev B. | | | |

| | |
|----------------------------|--------------------|
| Test Specifications | Test Method |
| FCC 15.207:2014 | ANSI C63.10:2009 |

| | | | | | | | |
|--------------|---|--------------|---------|--------------------------|----|----------------|------|
| Run # | 4 | Line: | Neutral | Ext. Attenuation: | 20 | Results | Pass |
|--------------|---|--------------|---------|--------------------------|----|----------------|------|



Quasi Peak Data - vs - Quasi Peak Limit

| Freq (MHz) | Amplitude (dBuV) | Factor (dB) | Adjusted (dBuV) | Spec. Limit (dBuV) | Compared to Spec. (dB) |
|------------|------------------|-------------|-----------------|--------------------|------------------------|
| 0.566 | 22.6 | 20.2 | 42.8 | 56.0 | -13.2 |
| 0.157 | 31.0 | 20.5 | 51.5 | 65.6 | -14.1 |
| 1.147 | 18.8 | 20.2 | 39.0 | 56.0 | -17.0 |
| 0.584 | 18.1 | 20.2 | 38.3 | 56.0 | -17.7 |
| 1.179 | 16.0 | 20.2 | 36.2 | 56.0 | -19.8 |
| 16.218 | 16.2 | 21.0 | 37.2 | 60.0 | -22.8 |

Average Data - vs - Average Limit

| Freq (MHz) | Amplitude (dBuV) | Factor (dB) | Adjusted (dBuV) | Spec. Limit (dBuV) | Compared to Spec. (dB) |
|------------|------------------|-------------|-----------------|--------------------|------------------------|
| 0.566 | 19.5 | 20.2 | 39.7 | 46.0 | -6.3 |
| 0.584 | 15.3 | 20.2 | 35.5 | 46.0 | -10.5 |
| 1.147 | 14.5 | 20.2 | 34.7 | 46.0 | -11.3 |
| 1.179 | 10.8 | 20.2 | 31.0 | 46.0 | -15.0 |
| 16.218 | 13.6 | 21.0 | 34.6 | 50.0 | -15.4 |
| 0.157 | 9.5 | 20.5 | 30.0 | 55.6 | -25.6 |



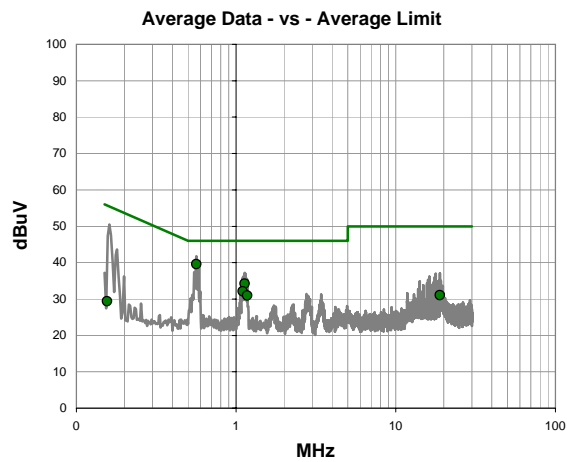
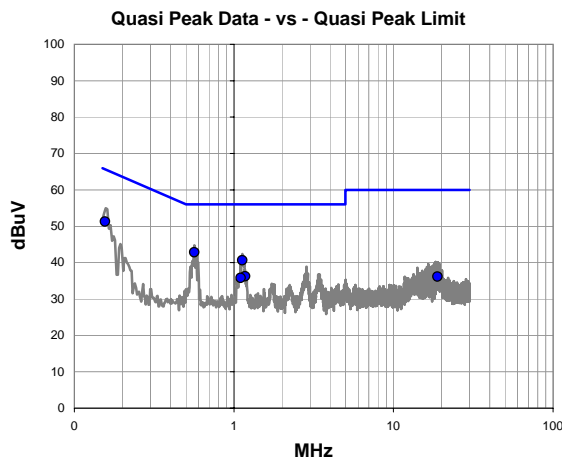
AC POWERLINE CONDUCTED EMISSIONS

PSA-ESCI 2014.06.19
EmiR5 2014.07.09

| | | | | | |
|-----------------|--|-------------------|-----------|---------------|------------------------|
| Work Order: | MASI0237 | Date: | 09/16/14 | | |
| Project: | None | Temperature: | 27.1 °C | | |
| Job Site: | OC06 | Humidity: | 38.9% RH | | |
| Serial Number: | 1000000020 | Barometric Pres.: | 1011 mbar | | |
| EUT: | | | | RDS7A/ROOT V2 | Tested by: Mark Baytan |
| Configuration: | 1 | | | | |
| Customer: | Masimo Corporation | | | | |
| Attendees: | Michael Clark | | | | |
| EUT Power: | 120VAC/60Hz | | | | |
| Operating Mode: | Continuously Transmitting 802.11b: High Channel 11, 2462 MHz, 1Mbps | | | | |
| Deviations: | None | | | | |
| Comments: | Using Max Power Setting 90. RDS7A, Radio=36235 Rev A, Radio Chip= 24412 Rev B. | | | | |

| | | | |
|---------------------|-----------------|-------------|------------------|
| Test Specifications | FCC 15.207:2014 | Test Method | ANSI C63.10:2009 |
|---------------------|-----------------|-------------|------------------|

| | | | | | | | |
|-------|---|-------|-----------|-------------------|----|---------|------|
| Run # | 5 | Line: | High Line | Ext. Attenuation: | 20 | Results | Pass |
|-------|---|-------|-----------|-------------------|----|---------|------|



Quasi Peak Data - vs - Quasi Peak Limit

| Freq (MHz) | Amplitude (dBuV) | Factor (dB) | Adjusted (dBuV) | Spec. Limit (dBuV) | Compared to Spec. (dB) |
|------------|------------------|-------------|-----------------|--------------------|------------------------|
| 0.565 | 22.6 | 20.2 | 42.8 | 56.0 | -13.2 |
| 0.156 | 30.8 | 20.5 | 51.3 | 65.7 | -14.4 |
| 1.131 | 20.4 | 20.2 | 40.6 | 56.0 | -15.4 |
| 1.178 | 16.0 | 20.2 | 36.2 | 56.0 | -19.8 |
| 1.102 | 15.6 | 20.2 | 35.8 | 56.0 | -20.2 |
| 18.870 | 14.9 | 21.3 | 36.2 | 60.0 | -23.8 |

Average Data - vs - Average Limit

| Freq (MHz) | Amplitude (dBuV) | Factor (dB) | Adjusted (dBuV) | Spec. Limit (dBuV) | Compared to Spec. (dB) |
|------------|------------------|-------------|-----------------|--------------------|------------------------|
| 0.565 | 19.4 | 20.2 | 39.6 | 46.0 | -6.4 |
| 1.131 | 14.0 | 20.2 | 34.2 | 46.0 | -11.8 |
| 1.102 | 11.9 | 20.2 | 32.1 | 46.0 | -13.9 |
| 1.178 | 10.8 | 20.2 | 31.0 | 46.0 | -15.0 |
| 18.870 | 9.8 | 21.3 | 31.1 | 50.0 | -18.9 |
| 0.156 | 8.9 | 20.5 | 29.4 | 55.7 | -26.3 |



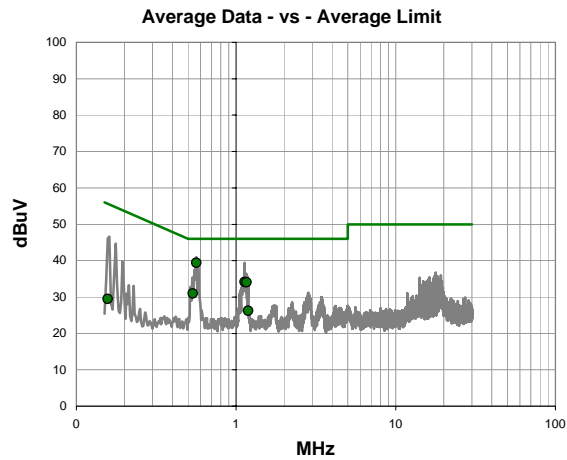
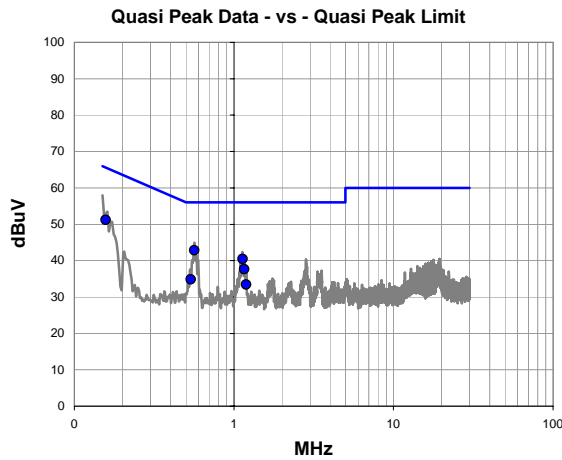
AC POWERLINE CONDUCTED EMISSIONS

PSA-ESCI 2014.06.19
EmiR5 2014.07.09

| | | | | |
|-----------------|--|-------------------|-----------|--|
| Work Order: | MASI0237 | Date: | 09/16/14 | |
| Project: | None | Temperature: | 27.1 °C | |
| Job Site: | OC06 | Humidity: | 38.9% RH | |
| Serial Number: | 1000000020 | Barometric Pres.: | 1011 mbar | |
| EUT: | RDS7A/ROOT V2 | | | |
| Configuration: | 1 | | | |
| Customer: | Masimo Corporation | | | |
| Attendees: | Michael Clark | | | |
| EUT Power: | 120VAC/60Hz | | | |
| Operating Mode: | Continuously Transmitting 802.11b: High Channel 11, 2462 MHz, 1Mbps | | | |
| Deviations: | None | | | |
| Comments: | Using Max Power Setting 90. RDS7A, Radio=36235 Rev A, Radio Chip= 24412 Rev B. | | | |

| | |
|----------------------------|--------------------|
| Test Specifications | Test Method |
| FCC 15.207:2014 | ANSI C63.10:2009 |

| | | | | | | | |
|-------|---|-------|---------|-------------------|----|---------|------|
| Run # | 6 | Line: | Neutral | Ext. Attenuation: | 20 | Results | Pass |
|-------|---|-------|---------|-------------------|----|---------|------|



Quasi Peak Data - vs - Quasi Peak Limit

| Freq (MHz) | Amplitude (dBuV) | Factor (dB) | Adjusted (dBuV) | Spec. Limit (dBuV) | Compared to Spec. (dB) |
|------------|------------------|-------------|-----------------|--------------------|------------------------|
| 0.565 | 22.6 | 20.2 | 42.8 | 56.0 | -13.2 |
| 0.157 | 30.7 | 20.5 | 51.2 | 65.6 | -14.4 |
| 1.132 | 20.3 | 20.2 | 40.5 | 56.0 | -15.5 |
| 1.163 | 17.4 | 20.2 | 37.6 | 56.0 | -18.4 |
| 0.537 | 14.6 | 20.2 | 34.8 | 56.0 | -21.2 |
| 1.192 | 13.2 | 20.2 | 33.4 | 56.0 | -22.6 |

Average Data - vs - Average Limit

| Freq (MHz) | Amplitude (dBuV) | Factor (dB) | Adjusted (dBuV) | Spec. Limit (dBuV) | Compared to Spec. (dB) |
|------------|------------------|-------------|-----------------|--------------------|------------------------|
| 0.565 | 19.2 | 20.2 | 39.4 | 46.0 | -6.6 |
| 1.132 | 13.9 | 20.2 | 34.1 | 46.0 | -11.9 |
| 1.163 | 13.8 | 20.2 | 34.0 | 46.0 | -12.0 |
| 0.537 | 10.8 | 20.2 | 31.0 | 46.0 | -15.0 |
| 1.192 | 6.0 | 20.2 | 26.2 | 46.0 | -19.8 |
| 0.157 | 9.0 | 20.5 | 29.5 | 55.6 | -26.1 |



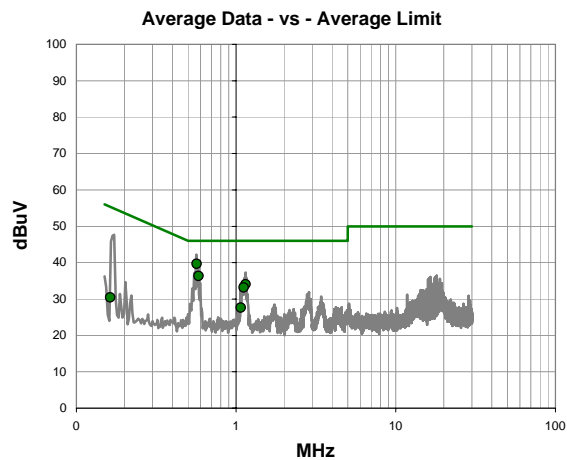
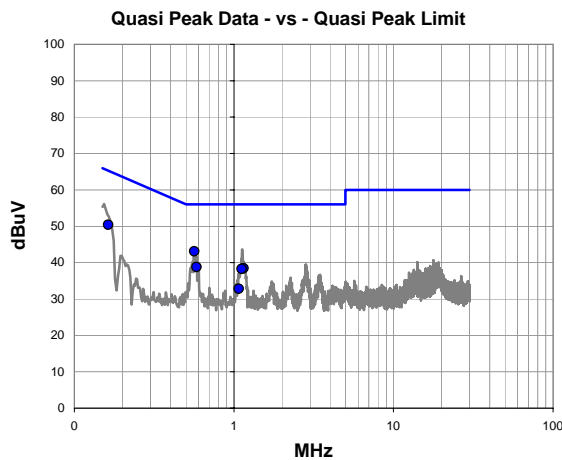
AC POWERLINE CONDUCTED EMISSIONS

PSA-ESCI 2014.06.19
EmiR5 2014.07.09

| | | | | |
|-----------------|--|-------------------|-----------|--|
| Work Order: | MASI0237 | Date: | 09/16/14 | |
| Project: | None | Temperature: | 27.1 °C | |
| Job Site: | OC06 | Humidity: | 38.9% RH | |
| Serial Number: | 1000000020 | Barometric Pres.: | 1011 mbar | |
| EUT: | RDS7A/ROOT V2 | | | |
| Configuration: | 1 | | | |
| Customer: | Masimo Corporation | | | |
| Attendees: | Michael Clark | | | |
| EUT Power: | 120VAC/60Hz | | | |
| Operating Mode: | Continuously Transmitting 802.11a: Low Channel 149, 5745 MHz, 6Mbps | | | |
| Deviations: | None | | | |
| Comments: | Using Max Power Setting 20. RDS7A, Radio=36235 Rev A, Radio Chip= 24412 Rev B. | | | |

| | |
|----------------------------|--------------------|
| Test Specifications | Test Method |
| FCC 15.207:2014 | ANSI C63.10:2009 |

| | | | | | | | |
|--------------|----|--------------|-----------|--------------------------|----|----------------|------|
| Run # | 17 | Line: | High Line | Ext. Attenuation: | 20 | Results | Pass |
|--------------|----|--------------|-----------|--------------------------|----|----------------|------|



Quasi Peak Data - vs - Quasi Peak Limit

| Freq (MHz) | Amplitude (dBuV) | Factor (dB) | Adjusted (dBuV) | Spec. Limit (dBuV) | Compared to Spec. (dB) |
|------------|------------------|-------------|-----------------|--------------------|------------------------|
| 0.566 | 22.9 | 20.2 | 43.1 | 56.0 | -12.9 |
| 0.163 | 29.9 | 20.5 | 50.4 | 65.3 | -14.9 |
| 0.584 | 18.6 | 20.2 | 38.8 | 56.0 | -17.2 |
| 1.149 | 18.2 | 20.2 | 38.4 | 56.0 | -17.6 |
| 1.118 | 18.1 | 20.2 | 38.3 | 56.0 | -17.7 |
| 1.072 | 12.6 | 20.2 | 32.8 | 56.0 | -23.2 |

Average Data - vs - Average Limit

| Freq (MHz) | Amplitude (dBuV) | Factor (dB) | Adjusted (dBuV) | Spec. Limit (dBuV) | Compared to Spec. (dB) |
|------------|------------------|-------------|-----------------|--------------------|------------------------|
| 0.566 | 19.5 | 20.2 | 39.7 | 46.0 | -6.3 |
| 0.584 | 16.1 | 20.2 | 36.3 | 46.0 | -9.7 |
| 1.149 | 13.8 | 20.2 | 34.0 | 46.0 | -12.0 |
| 1.118 | 13.0 | 20.2 | 33.2 | 46.0 | -12.8 |
| 1.072 | 7.4 | 20.2 | 27.6 | 46.0 | -18.4 |
| 0.163 | 9.9 | 20.5 | 30.4 | 55.3 | -24.9 |

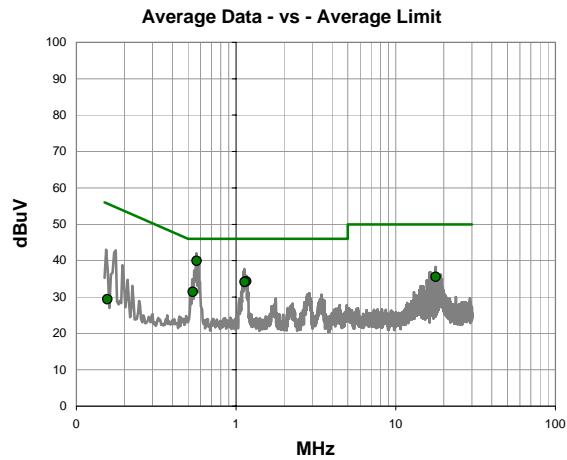
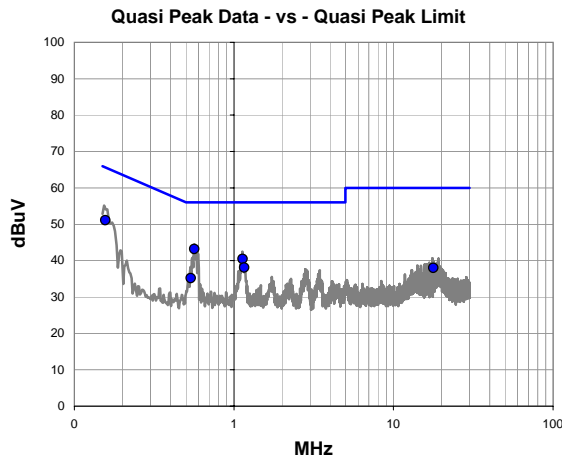


AC POWERLINE CONDUCTED EMISSIONS

PSA-ESCI 2014.06.19
EmiR5 2014.07.09

| | | | | | |
|-----------------|--|-------------------|-----------|---------------|------------------------|
| Work Order: | MASI0237 | Date: | 09/16/14 | | |
| Project: | None | Temperature: | 27.1 °C | | |
| Job Site: | OC06 | Humidity: | 38.9% RH | | |
| Serial Number: | 1000000020 | Barometric Pres.: | 1011 mbar | | |
| EUT: | | | | RDS7A/ROOT V2 | Tested by: Mark Baytan |
| Configuration: | 1 | | | | |
| Customer: | Masimo Corporation | | | | |
| Attendees: | Michael Clark | | | | |
| EUT Power: | 120VAC/60Hz | | | | |
| Operating Mode: | Continuously Transmitting 802.11a: Low Channel 149, 5745 MHz, 6Mbps | | | | |
| Deviations: | None | | | | |
| Comments: | Using Max Power Setting 20. RDS7A, Radio=36235 Rev A, Radio Chip= 24412 Rev B. | | | | |

| | | | |
|---------------------|-----------------|-------------|------------------|
| Test Specifications | FCC 15.207:2014 | Test Method | ANSI C63.10:2009 |
| Run # | 18 | Line: | Neutral |
| Ext. Attenuation: | 20 | Results | Pass |



| Freq (MHz) | Amplitude (dBuV) | Factor (dB) | Adjusted (dBuV) | Spec. Limit (dBuV) | Compared to Spec. (dB) |
|------------|------------------|-------------|-----------------|--------------------|------------------------|
| 0.566 | 23.0 | 20.2 | 43.2 | 56.0 | -12.8 |
| 0.157 | 30.6 | 20.5 | 51.1 | 65.6 | -14.6 |
| 1.133 | 20.3 | 20.2 | 40.5 | 56.0 | -15.5 |
| 1.162 | 17.9 | 20.2 | 38.1 | 56.0 | -17.9 |
| 0.537 | 15.0 | 20.2 | 35.2 | 56.0 | -20.8 |
| 17.809 | 16.8 | 21.2 | 38.0 | 60.0 | -22.0 |

| Freq (MHz) | Amplitude (dBuV) | Factor (dB) | Adjusted (dBuV) | Spec. Limit (dBuV) | Compared to Spec. (dB) |
|------------|------------------|-------------|-----------------|--------------------|------------------------|
| 0.566 | 19.7 | 20.2 | 39.9 | 46.0 | -6.1 |
| 1.162 | 14.1 | 20.2 | 34.3 | 46.0 | -11.7 |
| 1.133 | 13.9 | 20.2 | 34.1 | 46.0 | -11.9 |
| 17.809 | 14.4 | 21.2 | 35.6 | 50.0 | -14.4 |
| 0.537 | 11.2 | 20.2 | 31.4 | 46.0 | -14.6 |
| 0.157 | 8.9 | 20.5 | 29.4 | 55.6 | -26.3 |

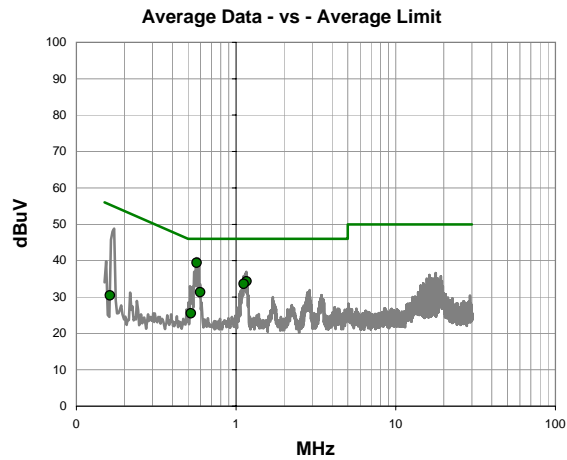
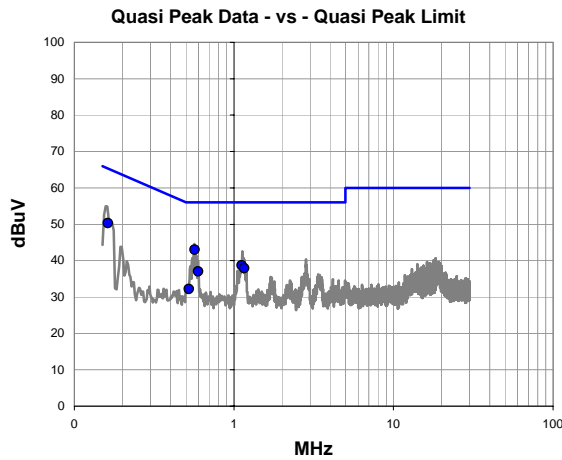


AC POWERLINE CONDUCTED EMISSIONS

PSA-ESCI 2014.06.19
EmiR5 2014.07.09

| | | | | | |
|-----------------|--|-------------------|-----------|---------------|------------------------|
| Work Order: | MASI0237 | Date: | 09/16/14 | | |
| Project: | None | Temperature: | 27.1 °C | | |
| Job Site: | OC06 | Humidity: | 38.9% RH | | |
| Serial Number: | 1000000020 | Barometric Pres.: | 1011 mbar | | |
| EUT: | | | | RDS7A/ROOT V2 | Tested by: Mark Baytan |
| Configuration: | 1 | | | | |
| Customer: | Masimo Corporation | | | | |
| Attendees: | Michael Clark | | | | |
| EUT Power: | 120VAC/60Hz | | | | |
| Operating Mode: | Continuously Transmitting 802.11a: Mid Channel 157, 5785 MHz, 6Mbps | | | | |
| Deviations: | None | | | | |
| Comments: | Using Max Power Setting 20. RDS7A, Radio=36235 Rev A, Radio Chip= 24412 Rev B. | | | | |

| | | | | | | | |
|---------------------|-----------------|-------------|------------------|-------------------|----|---------|------|
| Test Specifications | FCC 15.207:2014 | Test Method | ANSI C63.10:2009 | | | | |
| Run # | 19 | Line: | High Line | Ext. Attenuation: | 20 | Results | Pass |



Quasi Peak Data - vs - Quasi Peak Limit

| Freq (MHz) | Amplitude (dBuV) | Factor (dB) | Adjusted (dBuV) | Spec. Limit (dBuV) | Compared to Spec. (dB) |
|------------|------------------|-------------|-----------------|--------------------|------------------------|
| 0.567 | 22.8 | 20.2 | 43.0 | 56.0 | -13.0 |
| 0.163 | 29.8 | 20.5 | 50.3 | 65.3 | -15.0 |
| 1.117 | 18.5 | 20.2 | 38.7 | 56.0 | -17.3 |
| 1.164 | 17.7 | 20.2 | 37.9 | 56.0 | -18.1 |
| 0.596 | 16.8 | 20.2 | 37.0 | 56.0 | -19.0 |
| 0.521 | 12.0 | 20.2 | 32.2 | 56.0 | -23.8 |

Average Data - vs - Average Limit

| Freq (MHz) | Amplitude (dBuV) | Factor (dB) | Adjusted (dBuV) | Spec. Limit (dBuV) | Compared to Spec. (dB) |
|------------|------------------|-------------|-----------------|--------------------|------------------------|
| 0.567 | 19.2 | 20.2 | 39.4 | 46.0 | -6.6 |
| 1.164 | 14.1 | 20.2 | 34.3 | 46.0 | -11.7 |
| 1.117 | 13.4 | 20.2 | 33.6 | 46.0 | -12.4 |
| 0.596 | 11.1 | 20.2 | 31.3 | 46.0 | -14.7 |
| 0.521 | 5.3 | 20.2 | 25.5 | 46.0 | -20.5 |
| 0.163 | 9.9 | 20.5 | 30.4 | 55.3 | -24.9 |



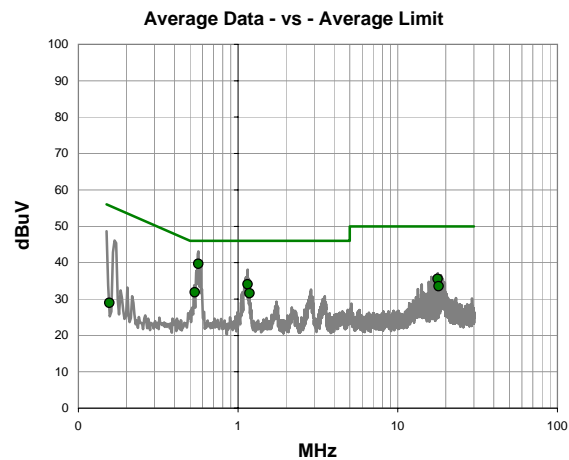
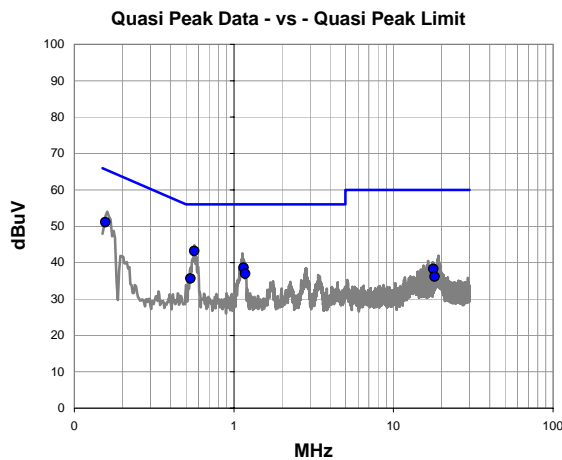
AC POWERLINE CONDUCTED EMISSIONS

PSA-ESCI 2014.06.19
EmiR5 2014.07.09

| | | | | | |
|--|------------|-------------------|-----------|------------|-------------|
| Work Order: | MASI0237 | Date: | 09/17/14 | | |
| Project: | None | Temperature: | 27.1 °C | | |
| Job Site: | OC06 | Humidity: | 38.9% RH | | |
| Serial Number: | 1000000020 | Barometric Pres.: | 1011 mbar | | |
| EUT: | | | | Tested by: | Mark Baytan |
| EUT: RDS7A/ROOT V2 | | | | | |
| Configuration: 1 | | | | | |
| Customer: Masimo Corporation | | | | | |
| Attendees: Michael Clark | | | | | |
| EUT Power: 120VAC/60Hz | | | | | |
| Operating Mode: Continuously Transmitting 802.11a: Mid Channel 157, 5785 MHz, 6Mbps | | | | | |
| Deviations: None | | | | | |
| Comments: Using Max Power Setting 20. RDS7A, Radio=36235 Rev A, Radio Chip= 24412 Rev B. | | | | | |

| | |
|----------------------------|--------------------|
| Test Specifications | Test Method |
| FCC 15.207:2014 | ANSI C63.10:2009 |

| | | | | | | | |
|-------|----|-------|---------|-------------------|----|---------|------|
| Run # | 20 | Line: | Neutral | Ext. Attenuation: | 20 | Results | Pass |
|-------|----|-------|---------|-------------------|----|---------|------|



Quasi Peak Data - vs - Quasi Peak Limit

| Freq (MHz) | Amplitude (dBuV) | Factor (dB) | Adjusted (dBuV) | Spec. Limit (dBuV) | Compared to Spec. (dB) |
|------------|------------------|-------------|-----------------|--------------------|------------------------|
| 0.565 | 23.0 | 20.2 | 43.2 | 56.0 | -12.8 |
| 0.156 | 30.6 | 20.5 | 51.1 | 65.7 | -14.6 |
| 1.149 | 18.4 | 20.2 | 38.6 | 56.0 | -17.4 |
| 1.179 | 16.7 | 20.2 | 36.9 | 56.0 | -19.1 |
| 0.536 | 15.4 | 20.2 | 35.6 | 56.0 | -20.4 |
| 17.809 | 17.1 | 21.2 | 38.3 | 60.0 | -21.7 |
| 18.074 | 15.0 | 21.2 | 36.2 | 60.0 | -23.8 |

Average Data - vs - Average Limit

| Freq (MHz) | Amplitude (dBuV) | Factor (dB) | Adjusted (dBuV) | Spec. Limit (dBuV) | Compared to Spec. (dB) |
|------------|------------------|-------------|-----------------|--------------------|------------------------|
| 0.565 | 19.5 | 20.2 | 39.7 | 46.0 | -6.3 |
| 1.149 | 13.8 | 20.2 | 34.0 | 46.0 | -12.0 |
| 0.536 | 11.6 | 20.2 | 31.8 | 46.0 | -14.2 |
| 1.179 | 11.4 | 20.2 | 31.6 | 46.0 | -14.4 |
| 17.809 | 14.4 | 21.2 | 35.6 | 50.0 | -14.4 |
| 18.074 | 12.3 | 21.2 | 33.5 | 50.0 | -16.5 |
| 0.156 | 8.5 | 20.5 | 29.0 | 55.7 | -26.7 |



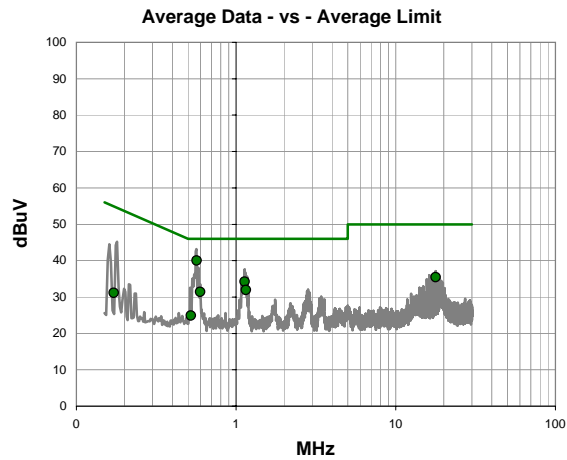
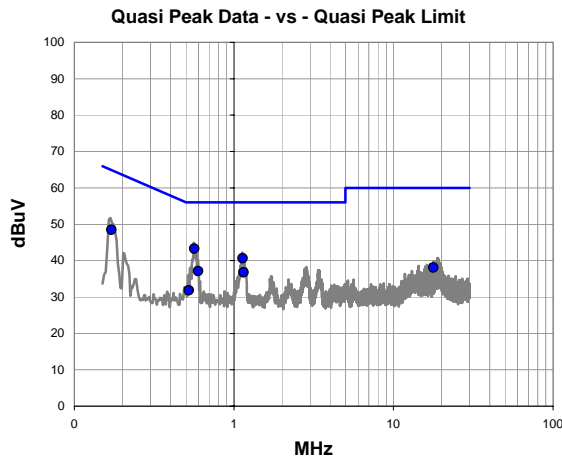
AC POWERLINE CONDUCTED EMISSIONS

PSA-ESCI 2014.06.19
EmiR5 2014.07.09

| | | | | | |
|-----------------|--|-------------------|-----------|---------------|------------------------|
| Work Order: | MASI0237 | Date: | 09/17/14 | | |
| Project: | None | Temperature: | 27.1 °C | | |
| Job Site: | OC06 | Humidity: | 38.9% RH | | |
| Serial Number: | 1000000020 | Barometric Pres.: | 1011 mbar | | |
| EUT: | | | | RDS7A/ROOT V2 | Tested by: Mark Baytan |
| Configuration: | 1 | | | | |
| Customer: | Masimo Corporation | | | | |
| Attendees: | Michael Clark | | | | |
| EUT Power: | 120VAC/60Hz | | | | |
| Operating Mode: | Continuously Transmitting 802.11a: High Channel 165, 5825 MHz, 6Mbps | | | | |
| Deviations: | None | | | | |
| Comments: | Using Max Power Setting 20. RDS7A, Radio=36235 Rev A, Radio Chip= 24412 Rev B. | | | | |

| Test Specifications | Test Method |
|---------------------|------------------|
| FCC 15.207:2014 | ANSI C63.10:2009 |

| | | | | | | | |
|-------|----|-------|-----------|-------------------|----|---------|------|
| Run # | 21 | Line: | High Line | Ext. Attenuation: | 20 | Results | Pass |
|-------|----|-------|-----------|-------------------|----|---------|------|



Quasi Peak Data - vs - Quasi Peak Limit

| Freq (MHz) | Amplitude (dBuV) | Factor (dB) | Adjusted (dBuV) | Spec. Limit (dBuV) | Compared to Spec. (dB) |
|------------|------------------|-------------|-----------------|--------------------|------------------------|
| 0.566 | 23.1 | 20.2 | 43.3 | 56.0 | -12.7 |
| 1.133 | 20.4 | 20.2 | 40.6 | 56.0 | -15.4 |
| 0.171 | 28.0 | 20.5 | 48.5 | 64.9 | -16.4 |
| 0.597 | 16.9 | 20.2 | 37.1 | 56.0 | -18.9 |
| 1.151 | 16.6 | 20.2 | 36.8 | 56.0 | -19.2 |
| 17.808 | 16.9 | 21.2 | 38.1 | 60.0 | -21.9 |
| 0.522 | 11.6 | 20.2 | 31.8 | 56.0 | -24.2 |

Average Data - vs - Average Limit

| Freq (MHz) | Amplitude (dBuV) | Factor (dB) | Adjusted (dBuV) | Spec. Limit (dBuV) | Compared to Spec. (dB) |
|------------|------------------|-------------|-----------------|--------------------|------------------------|
| 0.566 | 19.8 | 20.2 | 40.0 | 46.0 | -6.0 |
| 1.133 | 14.0 | 20.2 | 34.2 | 46.0 | -11.8 |
| 1.151 | 11.7 | 20.2 | 31.9 | 46.0 | -14.1 |
| 17.808 | 14.3 | 21.2 | 35.5 | 50.0 | -14.5 |
| 0.597 | 11.2 | 20.2 | 31.4 | 46.0 | -14.6 |
| 0.522 | 4.7 | 20.2 | 24.9 | 46.0 | -21.1 |
| 0.171 | 10.6 | 20.5 | 31.1 | 54.9 | -23.8 |

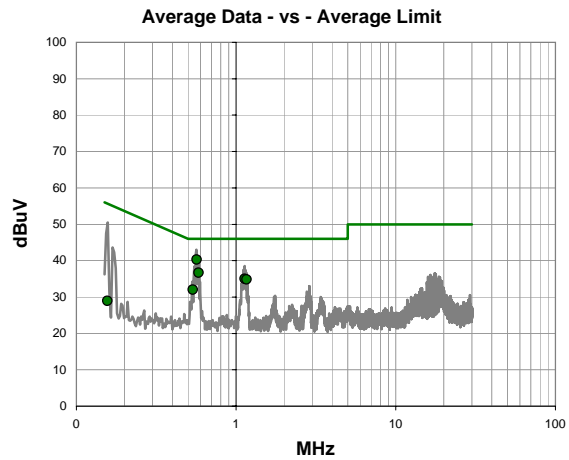
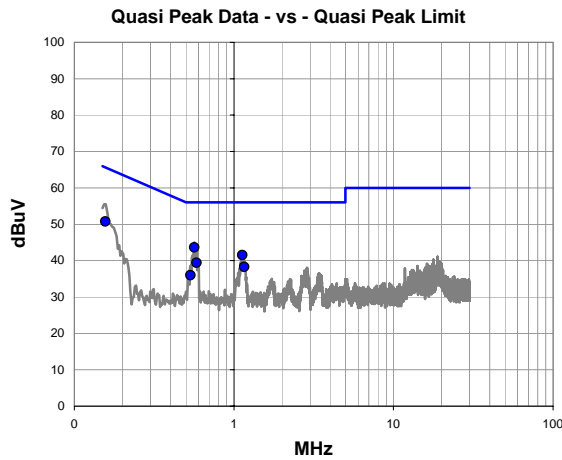


AC POWERLINE CONDUCTED EMISSIONS

PSA-ESCI 2014.06.19
EmiR5 2014.07.09



| | | | | | |
|-----------------|--|-------------------|-----------|---------------|------------------------|
| Work Order: | MASI0237 | Date: | 09/17/14 | | |
| Project: | None | Temperature: | 27.1 °C | | |
| Job Site: | OC06 | Humidity: | 38.9% RH | | |
| Serial Number: | 1000000020 | Barometric Pres.: | 1011 mbar | | |
| EUT: | | | | RDS7A/ROOT V2 | Tested by: Mark Baytan |
| Configuration: | 1 | | | | |
| Customer: | Masimo Corporation | | | | |
| Attendees: | Michael Clark | | | | |
| EUT Power: | 120VAC/60Hz | | | | |
| Operating Mode: | Continuously Transmitting 802.11a: High Channel 165, 5825 MHz, 6Mbps | | | | |
| Deviations: | None | | | | |
| Comments: | Using Max Power Setting 20. RDS7A, Radio=36235 Rev A, Radio Chip= 24412 Rev B. | | | | |

| | | | | | | | |
|---------------------|-----------------|-------------|------------------|-------------------|----|---------|------|
| Test Specifications | FCC 15.207:2014 | Test Method | ANSI C63.10:2009 | | | | |
| Run # | 22 | Line: | Neutral | Ext. Attenuation: | 20 | Results | Pass |



| Freq (MHz) | Amplitude (dBuV) | Factor (dB) | Adjusted (dBuV) | Spec. Limit (dBuV) | Compared to Spec. (dB) |
|------------|------------------|-------------|-----------------|--------------------|------------------------|
| 0.566 | 23.4 | 20.2 | 43.6 | 56.0 | -12.4 |
| 1.132 | 21.3 | 20.2 | 41.5 | 56.0 | -14.5 |
| 0.157 | 30.3 | 20.5 | 50.8 | 65.6 | -14.9 |
| 0.584 | 19.2 | 20.2 | 39.4 | 56.0 | -16.6 |
| 1.163 | 18.1 | 20.2 | 38.3 | 56.0 | -17.7 |
| 0.536 | 15.8 | 20.2 | 36.0 | 56.0 | -20.0 |

| Freq (MHz) | Amplitude (dBuV) | Factor (dB) | Adjusted (dBuV) | Spec. Limit (dBuV) | Compared to Spec. (dB) |
|------------|------------------|-------------|-----------------|--------------------|------------------------|
| 0.566 | 20.1 | 20.2 | 40.3 | 46.0 | -5.7 |
| 0.584 | 16.5 | 20.2 | 36.7 | 46.0 | -9.3 |
| 1.132 | 14.8 | 20.2 | 35.0 | 46.0 | -11.0 |
| 1.163 | 14.6 | 20.2 | 34.8 | 46.0 | -11.2 |
| 0.536 | 11.8 | 20.2 | 32.0 | 46.0 | -14.0 |
| 0.157 | 8.5 | 20.5 | 29.0 | 55.6 | -26.7 |



Testing was performed using the mode(s) of operation and configuration(s) noted within the report. The individuals and/or the organization requesting the test provided the modes, configurations and settings used to complete the evaluation. The actual test parameters are specified in the test data, this includes items such as investigated frequency range (scanned) and test levels. The testing methods and performance specifications, as well as the test site used for the evaluation are indicated in the test data. The test data represents the configuration / operating mode/ model that produced the highest emission levels as compared to the specification limit.

MODES OF OPERATION

Continuously Transmitting at Low Ch 149 - 5785 MHz, Mid Ch 157 - 5785 MHz, & High Ch 165 - 5825 MHz
 Continuously Transmitting at Low Channel 1 - 2412 MHz & High Channel 11 - 2462 MHz (Band Edge)
 Continuously Transmitting at Low Channel 1 - 2412 MHz, Mid Channel 6 - 2437 MHz, & High Channel 11 - 2462 MHz

POWER SETTINGS INVESTIGATED

120VAC/60Hz

CONFIGURATIONS INVESTIGATED

MASI0237 - 1

FREQUENCY RANGE INVESTIGATED

Start Frequency | 30 MHz | Stop Frequency | 40 GHz

SAMPLE CALCULATIONS

Radiated Emissions: Field Strength = Measured Level + Antenna Factor + Cable Factor - Amplifier Gain + Distance Adjustment Factor + External Attenuation

TEST EQUIPMENT

| Description | Manufacturer | Model | ID | Last Cal. | Interval |
|-------------------------|-----------------|------------------------|-----|------------|----------|
| Attenuator, 20db, 'SMA' | Weinschel Corp | 4H-20 | AWB | 4/28/2014 | 12 mo |
| BP Filter | Micro-Tronics | BRC50705 | HFQ | 7/26/2012 | 36 mo |
| HP Filter | Micro-Tronics | HPM50108 | HFV | 4/2/2012 | 36 mo |
| HP Filter | Micro-Tronics | HPM50111 | HGC | 11/27/2012 | 36 mo |
| Pre-Amplifier | Miteq | JSW45-26004000-40-5P | AVQ | 1/10/2014 | 12 mo |
| Antenna, Horn | ETS | 3115 | AIZ | 1/24/2014 | 24 mo |
| Cable | ESM Cable Corp. | KMKM-72 | OC1 | 1/9/2014 | 12 mo |
| Pre-Amplifier | Miteq | AMF-6F-18002650-25-10P | AOI | 1/10/2014 | 12 mo |
| Antenna, Horn | EMCO | 3160-09 | AHN | NCR | 0 mo |
| OC floating Cable | N/A | 18-26GHz RE Cables | OCK | 2/6/2014 | 12 mo |
| Pre-Amplifier | Miteq | AMF-6F-12001800-30-10P | AVP | 10/24/2013 | 12 mo |
| Antenna, Horn | EMCO | 3160-08 | AHK | NCR | 0 mo |
| OC07 Cables | ESM Cable Corp. | 8-18GHz cables | OCY | 3/27/2014 | 12 mo |
| Pre-Amplifier | Miteq | AMF-6F-08001200-30-10P | AVL | 10/24/2013 | 12 mo |
| Antenna, Horn | ETS | 3160-07 | AHX | NCR | 0 mo |
| OC07 Cables | ESM Cable Corp. | 1-8GHz cables | OCX | 3/27/2014 | 12 mo |
| Pre-Amplifier | Miteq | AMF-3D-00100800-32-13P | AVJ | 10/24/2013 | 12 mo |
| Antenna, Horn | ETS | 3117 | AHQ | 9/12/2012 | 36 mo |
| OC07 Cables | ESM Cable Corp. | 30-1GHz cables | OCW | 7/15/2014 | 12 mo |
| Pre-Amplifier | Miteq | AM-1402 | AOZ | 7/15/2014 | 12 mo |
| Antenna, Biconilog | EMCO | 3142 | AXA | 11/25/2013 | 24 mo |
| Spectrum Analyzer | Agilent | E4446A | AAV | 2/22/2013 | 24 mo |

TEST DESCRIPTION

The highest gain of each type of antenna to be used with the EUT was tested. The EUT was configured for low, mid, and high band transmit frequencies. For each configuration, the spectrum was scanned throughout the specified range. In addition, measurements were made in the restricted bands to verify compliance. While scanning, emissions from the EUT were maximized by rotating the EUT on a turntable, adjusting the position of the EUT and the EUT antenna in three orthogonal axis, and adjusting measurement antenna height and polarization. A preamp and high pass filter were used for this test in order to provide sufficient measurement sensitivity.

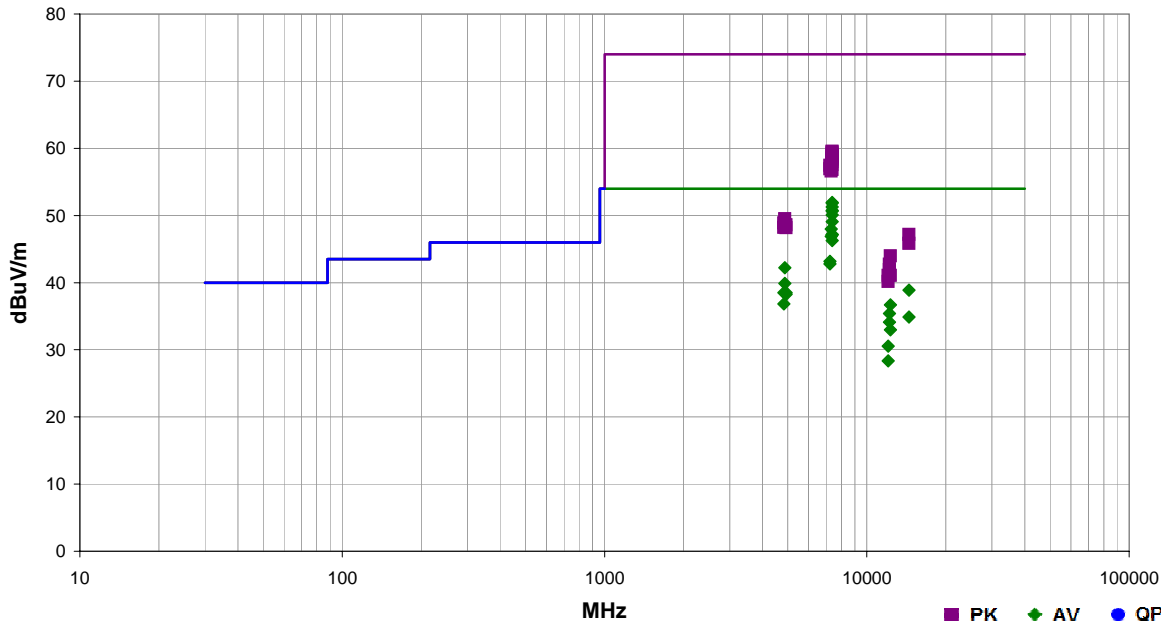


SPURIOUS RADIATED EMISSIONS

| | | | | |
|-----------------|---|-------------------|-----------|--|
| Work Order: | MASI0237 | Date: | 09/10/14 | |
| Project: | None | Temperature: | 24.9 °C | |
| Job Site: | OC07 | Humidity: | 45.5% RH | |
| Serial Number: | 100000020 | Barometric Pres.: | 1013 mbar | |
| EUT: | RDS7A/ROOT V2 | | | |
| Configuration: | 1 | | | |
| Customer: | Masimo Corporation | | | |
| Attendees: | Michael Clark | | | |
| EUT Power: | 120VAC/60Hz | | | |
| Operating Mode: | Continuously Transmitting at Low Channel 1 - 2412 MHz, Mid Channel 6 - 2437 MHz, & High Channel 11 - 2462 MHz | | | |
| Deviations: | None | | | |
| Comments: | Using Max Power Setting 90 RDS7A, Radio=36235 Rev A, Radio Chip= 24412 Rev B | | | |

| Test Specifications | Test Method |
|---------------------|------------------|
| FCC 15.247:2014 | ANSI C63.10:2009 |

| Run # | 13 | Test Distance (m) | 3 | Antenna Height(s) | 1 to 4(m) | Results | Pass |
|-------|----|-------------------|---|-------------------|-----------|---------|------|
|-------|----|-------------------|---|-------------------|-----------|---------|------|



| Freq (MHz) | Amplitude (dBuV) | Factor (dB) | Antenna Height (meters) | Azimuth (degrees) | Test Distance (meters) | External Attenuation (dB) | Polarity/Transducer Type | Detector | Distance Adjustment (dB) | Adjusted (dBuV/m) | Spec. Limit (dBuV/m) | Compared to Spec. (dB) | Comments |
|------------|------------------|-------------|-------------------------|-------------------|------------------------|---------------------------|--------------------------|----------|--------------------------|-------------------|----------------------|------------------------|-----------------------------|
| 7386.883 | 33.9 | 18.1 | 1.0 | 134.0 | 3.0 | 0.0 | Vert | AV | 0.0 | 52.0 | 54.0 | -2.0 | High Ch, 11Mbps, EUT Vert |
| 7385.250 | 33.8 | 18.1 | 1.0 | 130.0 | 3.0 | 0.0 | Vert | AV | 0.0 | 51.9 | 54.0 | -2.1 | High Ch, 1Mbps, EUT Vert |
| 7386.833 | 33.2 | 18.1 | 1.2 | 167.0 | 3.0 | 0.0 | Horz | AV | 0.0 | 51.3 | 54.0 | -2.7 | High Ch, 1Mbps, EUT Horiz |
| 7385.117 | 32.7 | 18.1 | 1.2 | 105.0 | 3.0 | 0.0 | Vert | AV | 0.0 | 50.8 | 54.0 | -3.2 | High Ch, 1Mbps, EUT on Side |
| 7385.217 | 32.6 | 18.1 | 1.2 | 280.0 | 3.0 | 0.0 | Horz | AV | 0.0 | 50.7 | 54.0 | -3.3 | High Ch, 1Mbps, EUT on Side |
| 7385.033 | 32.0 | 18.1 | 1.0 | 121.0 | 3.0 | 0.0 | Horz | AV | 0.0 | 50.1 | 54.0 | -3.9 | High Ch, 1Mbps, EUT Vert |
| 7386.750 | 31.0 | 18.1 | 1.1 | 317.0 | 3.0 | 0.0 | Vert | AV | 0.0 | 49.1 | 54.0 | -4.9 | High Ch, 1Mbps, EUT on Side |
| 7311.933 | 30.1 | 17.9 | 1.0 | 230.0 | 3.0 | 0.0 | Horz | AV | 0.0 | 48.0 | 54.0 | -6.0 | Mid Ch, 1Mbps, EUT Horiz |
| 7386.533 | 29.1 | 18.1 | 1.8 | 182.0 | 3.0 | 0.0 | Vert | AV | 0.0 | 47.2 | 54.0 | -6.8 | High Ch, 6Mbps, EUT Vert |
| 7382.017 | 29.1 | 18.0 | 1.4 | 181.0 | 3.0 | 0.0 | Vert | AV | 0.0 | 47.1 | 54.0 | -6.9 | High Ch, 36Mbps, EUT Vert |
| 7311.883 | 29.0 | 17.9 | 1.0 | 37.0 | 3.0 | 0.0 | Vert | AV | 0.0 | 46.9 | 54.0 | -7.1 | Mid Ch, 1Mbps, EUT Vert |
| 7386.633 | 28.2 | 18.1 | 1.2 | 320.0 | 3.0 | 0.0 | Vert | AV | 0.0 | 46.3 | 54.0 | -7.7 | High Ch, 54Mbps, EUT Vert |
| 7236.842 | 25.7 | 17.5 | 1.2 | 179.0 | 3.0 | 0.0 | Vert | AV | 0.0 | 43.2 | 54.0 | -10.8 | Low Ch, 1Mbps, EUT Vert |
| 7236.825 | 25.3 | 17.5 | 1.2 | 206.0 | 3.0 | 0.0 | Horz | AV | 0.0 | 42.8 | 54.0 | -11.2 | Low Ch, 1Mbps, EUT Horiz |
| 4874.017 | 31.8 | 10.4 | 1.0 | 213.0 | 3.0 | 0.0 | Horz | AV | 0.0 | 42.2 | 54.0 | -11.8 | Mid Ch, 1Mbps, EUT on Side |
| 4874.067 | 29.5 | 10.4 | 1.0 | 200.0 | 3.0 | 0.0 | Vert | AV | 0.0 | 39.9 | 54.0 | -14.1 | Mid Ch, 1Mbps, EUT Vert |
| 7385.100 | 41.5 | 18.1 | 1.0 | 134.0 | 3.0 | 0.0 | Vert | PK | 0.0 | 59.6 | 74.0 | -14.4 | High Ch, 11Mbps, EUT Vert |
| 7387.267 | 41.4 | 18.1 | 1.0 | 130.0 | 3.0 | 0.0 | Vert | PK | 0.0 | 59.5 | 74.0 | -14.5 | High Ch, 1Mbps, EUT Vert |
| 7384.183 | 41.2 | 18.1 | 1.2 | 167.0 | 3.0 | 0.0 | Horz | PK | 0.0 | 59.3 | 74.0 | -14.7 | High Ch, 1Mbps, EUT Horiz |
| 7385.583 | 41.0 | 18.1 | 1.2 | 280.0 | 3.0 | 0.0 | Horz | PK | 0.0 | 59.1 | 74.0 | -14.9 | High Ch, 1Mbps, EUT on Side |
| 7388.567 | 40.8 | 18.1 | 1.4 | 181.0 | 3.0 | 0.0 | Vert | PK | 0.0 | 58.9 | 74.0 | -15.1 | High Ch, 36Mbps, EUT Vert |
| 14472.050 | 35.2 | 3.7 | 1.3 | 171.0 | 3.0 | 0.0 | Horz | AV | 0.0 | 38.9 | 54.0 | -15.1 | Low Ch, 1Mbps, EUT Horiz |
| 7387.000 | 40.5 | 18.1 | 1.2 | 105.0 | 3.0 | 0.0 | Vert | PK | 0.0 | 58.6 | 74.0 | -15.4 | High Ch, 1Mbps, EUT on Side |
| 4824.017 | 28.3 | 10.2 | 1.2 | 253.0 | 3.0 | 0.0 | Vert | AV | 0.0 | 38.5 | 54.0 | -15.5 | Low Ch, 1Mbps, EUT Vert |

| Freq (MHz) | Amplitude (dBuV) | Factor (dB) | Antenna Height (meters) | Azimuth (degrees) | Test Distance (meters) | External Attenuation (dB) | Polarity/ Transducer Type | Detector | Distance Adjustment (dB) | Adjusted (dBuV/m) | Spec. Limit (dBuV/m) | Compared to Spec. (dB) | Comments |
|------------|------------------|-------------|-------------------------|-------------------|------------------------|---------------------------|---------------------------|----------|--------------------------|-------------------|----------------------|------------------------|-----------------------------|
| 4923.905 | 27.9 | 10.6 | 1.2 | 88.0 | 3.0 | 0.0 | Vert | AV | 0.0 | 38.5 | 54.0 | -15.5 | High Ch, 1Mbps, EUT Vert |
| 7386.800 | 40.3 | 18.1 | 1.0 | 121.0 | 3.0 | 0.0 | Horz | PK | 0.0 | 58.4 | 74.0 | -15.6 | High Ch, 1Mbps, EUT Vert |
| 4924.150 | 27.7 | 10.6 | 1.2 | 0.0 | 3.0 | 0.0 | Horz | AV | 0.0 | 38.3 | 54.0 | -15.7 | High Ch, 1Mbps, EUT Horiz |
| 7386.717 | 40.0 | 18.1 | 1.1 | 317.0 | 3.0 | 0.0 | Vert | PK | 0.0 | 58.1 | 74.0 | -15.9 | High Ch, 1Mbps, EUT on Side |
| 7383.317 | 39.5 | 18.0 | 1.8 | 182.0 | 3.0 | 0.0 | Vert | PK | 0.0 | 57.5 | 74.0 | -16.5 | High Ch, 6Mbps, EUT Vert |
| 7233.833 | 40.0 | 17.4 | 1.2 | 179.0 | 3.0 | 0.0 | Vert | PK | 0.0 | 57.4 | 74.0 | -16.6 | Low Ch, 1Mbps, EUT Vert |
| 7310.917 | 39.1 | 17.9 | 1.0 | 230.0 | 3.0 | 0.0 | Horz | PK | 0.0 | 57.0 | 74.0 | -17.0 | Mid Ch, 1Mbps, EUT Horiz |
| 7236.050 | 39.5 | 17.5 | 1.2 | 206.0 | 3.0 | 0.0 | Horz | PK | 0.0 | 57.0 | 74.0 | -17.0 | Low Ch, 1Mbps, EUT Horiz |
| 7385.717 | 38.8 | 18.1 | 1.2 | 320.0 | 3.0 | 0.0 | Vert | PK | 0.0 | 56.9 | 74.0 | -17.1 | High Ch, 54Mbps, EUT Vert |
| 4824.000 | 26.6 | 10.2 | 1.2 | 147.0 | 3.0 | 0.0 | Horz | AV | 0.0 | 36.8 | 54.0 | -17.2 | Low Ch, 1Mbps, EUT Horiz |
| 12310.980 | 45.8 | -9.1 | 1.1 | 141.0 | 3.0 | 0.0 | Horz | AV | 0.0 | 36.7 | 54.0 | -17.3 | High Ch, 1Mbps, EUT Horiz |
| 7313.867 | 38.7 | 17.9 | 1.0 | 37.0 | 3.0 | 0.0 | Vert | PK | 0.0 | 56.6 | 74.0 | -17.4 | Mid Ch, 1Mbps, EUT Vert |
| 12186.020 | 44.7 | -9.3 | 1.0 | 228.0 | 3.0 | 0.0 | Horz | AV | 0.0 | 35.4 | 54.0 | -18.6 | Mid Ch, 1Mbps, EUT Horiz |
| 14472.090 | 31.2 | 3.7 | 1.2 | 167.0 | 3.0 | 0.0 | Vert | AV | 0.0 | 34.9 | 54.0 | -19.1 | Low Ch, 1Mbps, EUT Vert |
| 12186.000 | 43.4 | -9.3 | 1.0 | 220.0 | 3.0 | 0.0 | Vert | AV | 0.0 | 34.1 | 54.0 | -19.9 | Mid Ch, 1Mbps, EUT Vert |
| 12310.950 | 42.1 | -9.1 | 1.2 | 208.0 | 3.0 | 0.0 | Vert | AV | 0.0 | 33.0 | 54.0 | -21.0 | High Ch, 1Mbps, EUT Vert |
| 12060.830 | 40.0 | -9.4 | 1.2 | 220.0 | 3.0 | 0.0 | Vert | AV | 0.0 | 30.6 | 54.0 | -23.4 | Low Ch, 1Mbps, EUT Vert |
| 4874.708 | 39.1 | 10.4 | 1.0 | 213.0 | 3.0 | 0.0 | Horz | PK | 0.0 | 49.5 | 74.0 | -24.5 | Mid Ch, 1Mbps, EUT Horiz |
| 4824.108 | 38.7 | 10.2 | 1.2 | 253.0 | 3.0 | 0.0 | Vert | PK | 0.0 | 48.9 | 74.0 | -25.1 | Low Ch, 1Mbps, EUT Vert |
| 4874.058 | 38.2 | 10.4 | 1.0 | 200.0 | 3.0 | 0.0 | Vert | PK | 0.0 | 48.6 | 74.0 | -25.4 | Mid Ch, 1Mbps, EUT Vert |
| 4923.830 | 38.0 | 10.6 | 1.2 | 0.0 | 3.0 | 0.0 | Horz | PK | 0.0 | 48.6 | 74.0 | -25.4 | High Ch, 1Mbps, EUT Horiz |
| 12060.830 | 37.8 | -9.4 | 1.1 | 180.0 | 3.0 | 0.0 | Horz | AV | 0.0 | 28.4 | 54.0 | -25.6 | Low Ch, 1Mbps, EUT Horiz |
| 4823.717 | 38.0 | 10.2 | 1.2 | 147.0 | 3.0 | 0.0 | Horz | PK | 0.0 | 48.2 | 74.0 | -25.8 | Low Ch, 1Mbps, EUT Horiz |
| 4924.320 | 37.6 | 10.6 | 1.2 | 88.0 | 3.0 | 0.0 | Vert | PK | 0.0 | 48.2 | 74.0 | -25.8 | High Ch, 1Mbps, EUT Vert |
| 14472.460 | 43.5 | 3.7 | 1.3 | 171.0 | 3.0 | 0.0 | Horz | PK | 0.0 | 47.2 | 74.0 | -26.8 | Low Ch, 1Mbps, EUT Horiz |
| 14471.640 | 42.2 | 3.7 | 1.2 | 167.0 | 3.0 | 0.0 | Vert | PK | 0.0 | 45.9 | 74.0 | -28.1 | Low Ch, 1Mbps, EUT Vert |
| 12309.130 | 53.1 | -9.1 | 1.1 | 141.0 | 3.0 | 0.0 | Horz | PK | 0.0 | 44.0 | 74.0 | -30.0 | High Ch, 1Mbps, EUT Horiz |
| 12186.330 | 52.0 | -9.3 | 1.0 | 228.0 | 3.0 | 0.0 | Horz | PK | 0.0 | 42.7 | 74.0 | -31.3 | Mid Ch, 1Mbps, EUT Horiz |
| 12183.730 | 51.2 | -9.3 | 1.0 | 220.0 | 3.0 | 0.0 | Vert | PK | 0.0 | 41.9 | 74.0 | -32.1 | Mid Ch, 1Mbps, EUT Vert |
| 12311.730 | 50.2 | -9.1 | 1.2 | 208.0 | 3.0 | 0.0 | Vert | PK | 0.0 | 41.1 | 74.0 | -32.9 | High Ch, 1Mbps, EUT Vert |
| 12060.750 | 50.5 | -9.4 | 1.2 | 220.0 | 3.0 | 0.0 | Vert | PK | 0.0 | 41.1 | 74.0 | -32.9 | Low Ch, 1Mbps, EUT Vert |
| 12061.320 | 49.6 | -9.4 | 1.1 | 180.0 | 3.0 | 0.0 | Horz | PK | 0.0 | 40.2 | 74.0 | -33.8 | Low Ch, 1Mbps, EUT Horiz |

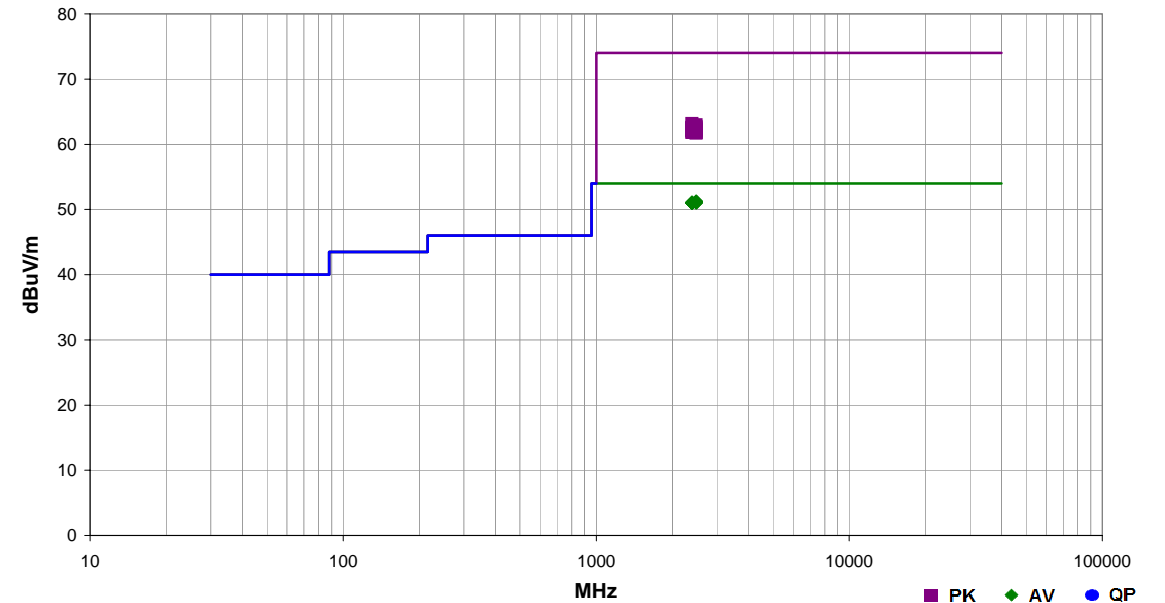


SPURIOUS RADIATED EMISSIONS

| | | | | |
|--------------------|--|-------------------|-----------|----------------------------|
| Work Order: | MASI0237 | Date: | 09/10/14 | |
| Project: | None | Temperature: | 24.9 °C | |
| Job Site: | OC07 | Humidity: | 45.5% RH | |
| Serial Number: | 1000000020 | Barometric Pres.: | 1013 mbar | |
| EUT: RDS7A/ROOT V2 | | | | Tested by: Johnny Candelas |
| Configuration: | 1 | | | |
| Customer: | Masimo Corporation | | | |
| Attendees: | Michael Clark | | | |
| EUT Power: | 120VAC/60Hz | | | |
| Operating Mode: | Continuously Transmitting at Low Channel 1 - 2412 MHz & High Channel 11 - 2462 MHz (Band Edge) | | | |
| Deviations: | None | | | |
| Comments: | Using Max Power Setting 90 RDS7A, Radio=36235 Rev A, Radio Chip= 24412 Rev B | | | |

| | | | |
|---------------------|-----------------|-------------|------------------|
| Test Specifications | FCC 15.247:2014 | Test Method | ANSI C63.10:2009 |
|---------------------|-----------------|-------------|------------------|

| | | | | | | | |
|-------|----|-------------------|---|-------------------|-----------|---------|------|
| Run # | 21 | Test Distance (m) | 3 | Antenna Height(s) | 1 to 4(m) | Results | Pass |
|-------|----|-------------------|---|-------------------|-----------|---------|------|



| Freq (MHz) | Amplitude (dBuV) | Factor (dB) | Antenna Height (meters) | Azimuth (degrees) | Test Distance (meters) | External Attenuation (dB) | Polarity/Transducer Type | Detector | Distance Adjustment (dB) | Adjusted (dBuV/m) | Spec. Limit (dBuV/m) | Compared to Spec. (dB) | Comments |
|------------|------------------|-------------|-------------------------|-------------------|------------------------|---------------------------|--------------------------|----------|--------------------------|-------------------|----------------------|------------------------|------------------------------|
| 2484.060 | 28.1 | 3.2 | 1.2 | 132.0 | 3.0 | 20.0 | Vert | AV | 0.0 | 51.3 | 54.0 | -2.7 | High Ch, 6Mbps, EUT on Side |
| 2483.953 | 28.0 | 3.2 | 1.2 | 277.0 | 3.0 | 20.0 | Vert | AV | 0.0 | 51.2 | 54.0 | -2.8 | High Ch, 6Mbps, EUT Horiz |
| 2483.543 | 28.0 | 3.2 | 1.2 | 132.0 | 3.0 | 20.0 | Vert | AV | 0.0 | 51.2 | 54.0 | -2.8 | High Ch, 1Mbps, EUT on Side |
| 2484.010 | 27.9 | 3.2 | 1.2 | 261.0 | 3.0 | 20.0 | Horz | AV | 0.0 | 51.1 | 54.0 | -2.9 | High Ch, 6Mbps, EUT Vert |
| 2483.867 | 27.9 | 3.2 | 1.2 | 132.0 | 3.0 | 20.0 | Vert | AV | 0.0 | 51.1 | 54.0 | -2.9 | High Ch, 36Mbps, EUT on Side |
| 2483.790 | 27.9 | 3.2 | 1.2 | 1.0 | 3.0 | 20.0 | Horz | AV | 0.0 | 51.1 | 54.0 | -2.9 | High Ch, 6Mbps, EUT on Side |
| 2483.810 | 27.9 | 3.2 | 1.2 | 132.0 | 3.0 | 20.0 | Vert | AV | 0.0 | 51.1 | 54.0 | -2.9 | High Ch, 11Mbps, EUT on Side |
| 2483.730 | 27.9 | 3.2 | 1.2 | 360.0 | 3.0 | 20.0 | Horz | AV | 0.0 | 51.1 | 54.0 | -2.9 | High Ch, 6Mbps, EUT Horiz |
| 2483.745 | 27.9 | 3.2 | 1.2 | 332.0 | 3.0 | 20.0 | Vert | AV | 0.0 | 51.1 | 54.0 | -2.9 | High Ch, 6Mbps, EUT Vert |
| 2389.532 | 28.0 | 3.1 | 1.2 | 155.0 | 3.0 | 20.0 | Vert | AV | 0.0 | 51.1 | 54.0 | -2.9 | Low Ch, 6Mbps, EUT Vert |
| 2389.400 | 28.0 | 3.1 | 1.2 | 155.0 | 3.0 | 20.0 | Vert | AV | 0.0 | 51.1 | 54.0 | -2.9 | Low Ch, 1Mbps, EUT Vert |
| 2389.038 | 28.0 | 3.1 | 1.2 | 155.0 | 3.0 | 20.0 | Vert | AV | 0.0 | 51.1 | 54.0 | -2.9 | Low Ch, 54Mbps, EUT Vert |
| 2483.687 | 27.8 | 3.2 | 1.2 | 132.0 | 3.0 | 20.0 | Vert | AV | 0.0 | 51.0 | 54.0 | -3.0 | High Ch, 54Mbps, EUT on Side |
| 2389.813 | 27.9 | 3.1 | 1.2 | 101.0 | 3.0 | 20.0 | Vert | AV | 0.0 | 51.0 | 54.0 | -3.0 | Low Ch, 6Mbps, EUT on Side |
| 2389.810 | 27.9 | 3.1 | 1.2 | 195.0 | 3.0 | 20.0 | Vert | AV | 0.0 | 51.0 | 54.0 | -3.0 | Low Ch, 6Mbps, EUT Horiz |
| 2389.397 | 27.9 | 3.1 | 1.2 | 0.0 | 3.0 | 20.0 | Horz | AV | 0.0 | 51.0 | 54.0 | -3.0 | Low Ch, 6Mbps, EUT on Side |
| 2389.452 | 27.9 | 3.1 | 1.2 | 155.0 | 3.0 | 20.0 | Vert | AV | 0.0 | 51.0 | 54.0 | -3.0 | Low Ch, 36Mbps, EUT Vert |
| 2389.433 | 27.9 | 3.1 | 1.2 | 155.0 | 3.0 | 20.0 | Horz | AV | 0.0 | 51.0 | 54.0 | -3.0 | Low Ch, 6Mbps, EUT Vert |
| 2389.173 | 27.9 | 3.1 | 1.2 | 155.0 | 3.0 | 20.0 | Vert | AV | 0.0 | 51.0 | 54.0 | -3.0 | Low Ch, 11Mbps, EUT Vert |
| 2389.038 | 27.9 | 3.1 | 1.2 | 290.0 | 3.0 | 20.0 | Horz | AV | 0.0 | 51.0 | 54.0 | -3.0 | Low Ch, 6Mbps, EUT Horiz |
| 2389.957 | 40.1 | 3.1 | 1.2 | 155.0 | 3.0 | 20.0 | Vert | PK | 0.0 | 63.2 | 74.0 | -10.8 | Low Ch, 11Mbps, EUT Vert |
| 2483.822 | 39.8 | 3.2 | 1.2 | 332.0 | 3.0 | 20.0 | Vert | PK | 0.0 | 63.0 | 74.0 | -11.0 | High Ch, 6Mbps, EUT Vert |
| 2483.647 | 39.5 | 3.2 | 1.2 | 1.0 | 3.0 | 20.0 | Horz | PK | 0.0 | 62.7 | 74.0 | -11.3 | High Ch, 6Mbps, EUT on Side |
| 2483.967 | 39.4 | 3.2 | 1.2 | 132.0 | 3.0 | 20.0 | Vert | PK | 0.0 | 62.6 | 74.0 | -11.4 | High Ch, 36Mbps, EUT on Side |
| 2389.725 | 39.5 | 3.1 | 1.2 | 155.0 | 3.0 | 20.0 | Vert | PK | 0.0 | 62.6 | 74.0 | -11.4 | Low Ch, 54Mbps, EUT Vert |
| 2389.978 | 39.4 | 3.1 | 1.2 | 195.0 | 3.0 | 20.0 | Vert | PK | 0.0 | 62.5 | 74.0 | -11.5 | Low Ch, 6Mbps, EUT Horiz |
| 2389.143 | 39.4 | 3.1 | 1.2 | 155.0 | 3.0 | 20.0 | Vert | PK | 0.0 | 62.5 | 74.0 | -11.5 | Low Ch, 6Mbps, EUT Vert |

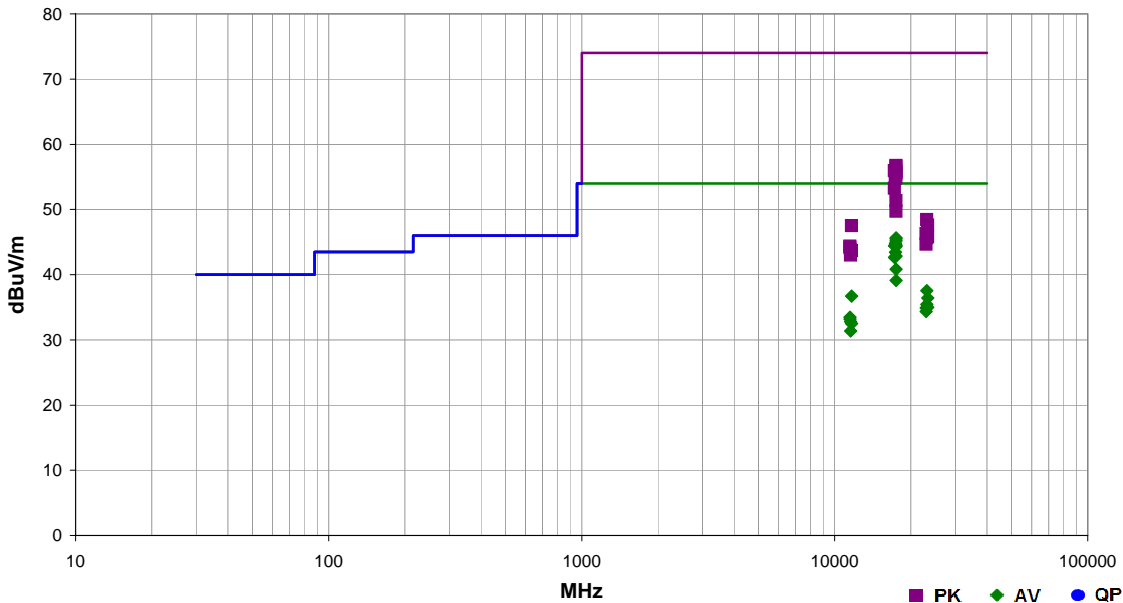
| Freq (MHz) | Amplitude (dBuV) | Factor (dB) | Antenna Height (meters) | Azimuth (degrees) | Test Distance (meters) | External Attenuation (dB) | Polarity/ Transducer Type | Detector | Distance Adjustment (dB) | Adjusted (dBuV/m) | Spec. Limit (dBuV/m) | Compared to Spec. (dB) | Comments |
|------------|------------------|-------------|-------------------------|-------------------|------------------------|---------------------------|---------------------------|----------|--------------------------|-------------------|----------------------|------------------------|------------------------------|
| 2484.158 | 39.2 | 3.2 | 1.2 | 360.0 | 3.0 | 20.0 | Horz | PK | 0.0 | 62.4 | 74.0 | -11.6 | High Ch, 6Mbps, EUT Horiz |
| 2389.370 | 39.2 | 3.1 | 1.2 | 155.0 | 3.0 | 20.0 | Vert | PK | 0.0 | 62.3 | 74.0 | -11.7 | Low Ch, 36Mbps, EUT Vert |
| 2389.017 | 39.2 | 3.1 | 1.2 | 290.0 | 3.0 | 20.0 | Horz | PK | 0.0 | 62.3 | 74.0 | -11.7 | Low Ch, 6Mbps, EUT Horiz |
| 2484.032 | 39.0 | 3.2 | 1.2 | 132.0 | 3.0 | 20.0 | Vert | PK | 0.0 | 62.2 | 74.0 | -11.8 | High Ch, 54Mbps, EUT on Side |
| 2483.717 | 39.0 | 3.2 | 1.2 | 132.0 | 3.0 | 20.0 | Vert | PK | 0.0 | 62.2 | 74.0 | -11.8 | High Ch, 6Mbps, EUT on Side |
| 2389.757 | 39.0 | 3.1 | 1.2 | 101.0 | 3.0 | 20.0 | Vert | PK | 0.0 | 62.1 | 74.0 | -11.9 | Low Ch, 6Mbps, EUT on Side |
| 2389.358 | 39.0 | 3.1 | 1.2 | 155.0 | 3.0 | 20.0 | Horz | PK | 0.0 | 62.1 | 74.0 | -11.9 | Low Ch, 6Mbps, EUT Vert |
| 2483.558 | 38.8 | 3.2 | 1.2 | 261.0 | 3.0 | 20.0 | Horz | PK | 0.0 | 62.0 | 74.0 | -12.0 | High Ch, 6Mbps, EUT Vert |
| 2389.302 | 38.9 | 3.1 | 1.2 | 155.0 | 3.0 | 20.0 | Vert | PK | 0.0 | 62.0 | 74.0 | -12.0 | Low Ch, 1Mbps, EUT Vert |
| 2484.285 | 38.6 | 3.2 | 1.2 | 132.0 | 3.0 | 20.0 | Vert | PK | 0.0 | 61.8 | 74.0 | -12.2 | High Ch, 11Mbps, EUT on Side |
| 2483.865 | 38.6 | 3.2 | 1.2 | 132.0 | 3.0 | 20.0 | Vert | PK | 0.0 | 61.8 | 74.0 | -12.2 | High Ch, 1Mbps, EUT on Side |
| 2389.405 | 38.7 | 3.1 | 1.2 | 0.0 | 3.0 | 20.0 | Horz | PK | 0.0 | 61.8 | 74.0 | -12.2 | Low Ch, 6Mbps, EUT on Side |
| 2484.030 | 38.5 | 3.2 | 1.2 | 277.0 | 3.0 | 20.0 | Vert | PK | 0.0 | 61.7 | 74.0 | -12.3 | High Ch, 6Mbps, EUT Horiz |



SPURIOUS RADIATED EMISSIONS

| | | | | |
|-----------------|---|-------------------|-----------|--|
| Work Order: | MASI0237 | Date: | 09/11/14 | |
| Project: | None | Temperature: | 24.6 °C | |
| Job Site: | OC07 | Humidity: | 45.2% RH | |
| Serial Number: | 100000020 | Barometric Pres.: | 1011 mbar | |
| EUT: | | RDS7A/ROOT V2 | | |
| Configuration: | 1 | | | |
| Customer: | Masimo Corporation | | | |
| Attendees: | Michael Clark | | | |
| EUT Power: | 120VAC/60Hz | | | |
| Operating Mode: | Continuously Transmitting at Low Ch 149 - 5785 MHz, Mid Ch 157 - 5785 MHz, & High Ch 165 - 5825 MHz | | | |
| Deviations: | None | | | |
| Comments: | Using Max Power Setting 90 RDS7A, Radio=36235 Rev A, Radio Chip= 24412 Rev B | | | |

| | | | | | | | |
|---------------------|-----------------|-------------------|------------------|-------------------|-----------|---------|------|
| Test Specifications | FCC 15.247:2014 | Test Method | ANSI C63.10:2009 | | | | |
| Run # | 9 | Test Distance (m) | 3 | Antenna Height(s) | 1 to 4(m) | Results | Pass |



| Freq (MHz) | Amplitude (dBuV) | Factor (dB) | Antenna Height (meters) | Azimuth (degrees) | Test Distance (meters) | External Attenuation (dB) | Polarity/Transducer Type | Detector | Distance Adjustment (dB) | Adjusted (dBuV/m) | Spec. Limit (dBuV/m) | Compared to Spec. (dB) | Comments |
|------------|------------------|-------------|-------------------------|-------------------|------------------------|---------------------------|--------------------------|----------|--------------------------|-------------------|----------------------|------------------------|------------------------------|
| 17474.830 | 40.1 | 5.5 | 1.0 | 169.0 | 3.0 | 0.0 | Vert | AV | 0.0 | 45.6 | 54.0 | -8.4 | High Ch, 6Mbps, EUT on Side |
| 17472.790 | 29.1 | 16.4 | 1.0 | 169.0 | 3.0 | 0.0 | Vert | AV | 0.0 | 45.5 | 54.0 | -8.5 | High Ch, 36Mbps, EUT on Side |
| 17473.570 | 28.8 | 16.4 | 1.0 | 169.0 | 3.0 | 0.0 | Vert | AV | 0.0 | 45.2 | 54.0 | -8.8 | High Ch, 54Mbps, EUT on Side |
| 17357.580 | 39.2 | 5.6 | 1.0 | 167.0 | 3.0 | 0.0 | Vert | AV | 0.0 | 44.8 | 54.0 | -9.2 | Mid Ch, 6Mbps, EUT on Side |
| 17477.930 | 39.0 | 5.5 | 1.2 | 360.0 | 3.0 | 0.0 | Vert | AV | 0.0 | 44.5 | 54.0 | -9.5 | High Ch, 6Mbps, EUT Horiz |
| 17235.420 | 38.7 | 5.7 | 1.0 | 166.0 | 3.0 | 0.0 | Vert | AV | 0.0 | 44.4 | 54.0 | -9.6 | Low Ch, 6Mbps, EUT on Side |
| 17475.030 | 38.8 | 5.5 | 1.0 | 167.0 | 3.0 | 0.0 | Horz | AV | 0.0 | 44.3 | 54.0 | -9.7 | High Ch, 6Mbps, EUT on Side |
| 17357.770 | 37.8 | 5.6 | 1.0 | 170.0 | 3.0 | 0.0 | Horz | AV | 0.0 | 43.4 | 54.0 | -10.6 | Mid Ch, 6Mbps, EUT on Side |
| 17477.530 | 37.3 | 5.5 | 1.0 | 148.0 | 3.0 | 0.0 | Horz | AV | 0.0 | 42.8 | 54.0 | -11.2 | High Ch, 6Mbps, EUT Vert |
| 17235.270 | 36.9 | 5.7 | 1.0 | 143.0 | 3.0 | 0.0 | Horz | AV | 0.0 | 42.6 | 54.0 | -11.4 | Low Ch, 6Mbps, EUT on Side |
| 17472.020 | 35.3 | 5.5 | 1.0 | 187.0 | 3.0 | 0.0 | Vert | AV | 0.0 | 40.8 | 54.0 | -13.2 | High Ch, 6Mbps, EUT Vert |
| 17478.720 | 33.6 | 5.5 | 1.0 | 243.0 | 3.0 | 0.0 | Horz | AV | 0.0 | 39.1 | 54.0 | -14.9 | High Ch, 6Mbps, EUT Horiz |
| 23141.680 | 40.0 | -2.5 | 1.1 | 267.0 | 3.0 | 0.0 | Vert | AV | 0.0 | 37.5 | 54.0 | -16.5 | Mid Ch, 6Mbps, EUT on Side |
| 17472.730 | 40.3 | 16.4 | 1.0 | 169.0 | 3.0 | 0.0 | Vert | PK | 0.0 | 56.7 | 74.0 | -17.3 | High Ch, 54Mbps, EUT on Side |
| 11651.320 | 45.4 | -8.7 | 1.0 | 154.0 | 3.0 | 0.0 | Horz | AV | 0.0 | 36.7 | 54.0 | -17.3 | High Ch, 6Mbps, EUT on Side |
| 17475.970 | 51.1 | 5.5 | 1.0 | 169.0 | 3.0 | 0.0 | Vert | PK | 0.0 | 56.6 | 74.0 | -17.4 | High Ch, 6Mbps, EUT on Side |
| 23299.980 | 38.8 | -2.4 | 1.1 | 151.0 | 3.0 | 0.0 | Vert | AV | 0.0 | 36.4 | 54.0 | -17.6 | High Ch, 6Mbps, EUT on Side |
| 17237.200 | 50.2 | 5.7 | 1.0 | 166.0 | 3.0 | 0.0 | Vert | PK | 0.0 | 55.9 | 74.0 | -18.1 | Low Ch, 6Mbps, EUT on Side |
| 17476.330 | 39.5 | 16.4 | 1.0 | 169.0 | 3.0 | 0.0 | Vert | PK | 0.0 | 55.9 | 74.0 | -18.1 | High Ch, 36Mbps, EUT on Side |
| 17357.670 | 50.3 | 5.6 | 1.0 | 167.0 | 3.0 | 0.0 | Vert | PK | 0.0 | 55.9 | 74.0 | -18.1 | Mid Ch, 6Mbps, EUT on Side |
| 17476.220 | 50.1 | 5.5 | 1.2 | 360.0 | 3.0 | 0.0 | Vert | PK | 0.0 | 55.6 | 74.0 | -18.4 | High Ch, 6Mbps, EUT Horiz |
| 17472.900 | 50.1 | 5.5 | 1.0 | 167.0 | 3.0 | 0.0 | Horz | PK | 0.0 | 55.6 | 74.0 | -18.4 | High Ch, 6Mbps, EUT on Side |
| 23140.080 | 37.9 | -2.5 | 1.1 | 281.0 | 3.0 | 0.0 | Horz | AV | 0.0 | 35.4 | 54.0 | -18.6 | Mid Ch, 6Mbps, EUT on Side |
| 23300.290 | 37.4 | -2.4 | 1.1 | 178.0 | 3.0 | 0.0 | Horz | AV | 0.0 | 35.0 | 54.0 | -19.0 | High Ch, 6Mbps, EUT on Side |
| 17479.830 | 49.4 | 5.5 | 1.0 | 148.0 | 3.0 | 0.0 | Horz | PK | 0.0 | 54.9 | 74.0 | -19.1 | High Ch, 6Mbps, EUT Vert |
| 22980.180 | 37.4 | -2.5 | 1.1 | 118.0 | 3.0 | 0.0 | Horz | AV | 0.0 | 34.9 | 54.0 | -19.1 | Low Ch, 6Mbps, EUT on Side |
| 17359.170 | 49.1 | 5.6 | 1.0 | 170.0 | 3.0 | 0.0 | Horz | PK | 0.0 | 54.7 | 74.0 | -19.3 | Mid Ch, 6Mbps, EUT on Side |

| Freq (MHz) | Amplitude (dBuV) | Factor (dB) | Antenna Height (meters) | Azimuth (degrees) | Test Distance (meters) | External Attenuation (dB) | Polarity/ Transducer Type | Detector | Distance Adjustment (dB) | Adjusted (dBuV/m) | Spec. Limit (dBuV/m) | Compared to Spec. (dB) | Comments |
|------------|------------------|-------------|-------------------------|-------------------|------------------------|---------------------------|---------------------------|----------|--------------------------|-------------------|----------------------|------------------------|-----------------------------|
| 22979.820 | 36.9 | -2.5 | 1.1 | 219.0 | 3.0 | 0.0 | Vert | AV | 0.0 | 34.4 | 54.0 | -19.6 | Low Ch, 6Mbps, EUT on Side |
| 11490.100 | 42.6 | -9.1 | 1.0 | 119.0 | 3.0 | 0.0 | Horz | AV | 0.0 | 33.5 | 54.0 | -20.5 | Low Ch, 6Mbps, EUT on Side |
| 17230.980 | 47.5 | 5.7 | 1.0 | 143.0 | 3.0 | 0.0 | Horz | PK | 0.0 | 53.2 | 74.0 | -20.8 | Low Ch, 6Mbps, EUT on Side |
| 11490.100 | 42.3 | -9.1 | 1.0 | 192.0 | 3.0 | 0.0 | Vert | AV | 0.0 | 33.2 | 54.0 | -20.8 | Low Ch, 6Mbps, EUT on Side |
| 11568.620 | 41.7 | -8.9 | 1.0 | 139.0 | 3.0 | 0.0 | Horz | AV | 0.0 | 32.8 | 54.0 | -21.2 | Mid Ch, 6Mbps, EUT on Side |
| 11650.570 | 41.2 | -8.7 | 1.0 | 119.0 | 3.0 | 0.0 | Vert | AV | 0.0 | 32.5 | 54.0 | -21.5 | High Ch, 6Mbps, EUT on Side |
| 11570.050 | 40.3 | -8.9 | 1.0 | 133.0 | 3.0 | 0.0 | Vert | AV | 0.0 | 31.4 | 54.0 | -22.6 | Mid Ch, 6Mbps, EUT on Side |
| 17479.150 | 45.8 | 5.5 | 1.0 | 187.0 | 3.0 | 0.0 | Vert | PK | 0.0 | 51.3 | 74.0 | -22.7 | High Ch, 6Mbps, EUT Vert |
| 17478.130 | 44.2 | 5.5 | 1.0 | 243.0 | 3.0 | 0.0 | Horz | PK | 0.0 | 49.7 | 74.0 | -24.3 | High Ch, 6Mbps, EUT Horiz |
| 23139.610 | 50.9 | -2.5 | 1.1 | 267.0 | 3.0 | 0.0 | Vert | PK | 0.0 | 48.4 | 74.0 | -25.6 | Mid Ch, 6Mbps, EUT on Side |
| 23297.870 | 50.0 | -2.4 | 1.1 | 151.0 | 3.0 | 0.0 | Vert | PK | 0.0 | 47.6 | 74.0 | -26.4 | High Ch, 6Mbps, EUT on Side |
| 11646.470 | 56.2 | -8.7 | 1.0 | 154.0 | 3.0 | 0.0 | Horz | PK | 0.0 | 47.5 | 74.0 | -26.5 | High Ch, 6Mbps, EUT on Side |
| 22982.460 | 48.8 | -2.5 | 1.1 | 118.0 | 3.0 | 0.0 | Horz | PK | 0.0 | 46.3 | 74.0 | -27.7 | Low Ch, 6Mbps, EUT on Side |
| 23297.990 | 48.2 | -2.4 | 1.1 | 178.0 | 3.0 | 0.0 | Horz | PK | 0.0 | 45.8 | 74.0 | -28.2 | High Ch, 6Mbps, EUT on Side |
| 23140.860 | 48.1 | -2.5 | 1.1 | 281.0 | 3.0 | 0.0 | Horz | PK | 0.0 | 45.6 | 74.0 | -28.4 | Mid Ch, 6Mbps, EUT on Side |
| 22980.260 | 47.2 | -2.5 | 1.1 | 219.0 | 3.0 | 0.0 | Vert | PK | 0.0 | 44.7 | 74.0 | -29.3 | Low Ch, 6Mbps, EUT on Side |
| 11490.650 | 53.5 | -9.1 | 1.0 | 119.0 | 3.0 | 0.0 | Horz | PK | 0.0 | 44.4 | 74.0 | -29.6 | Low Ch, 6Mbps, EUT on Side |
| 11494.100 | 53.3 | -9.1 | 1.0 | 192.0 | 3.0 | 0.0 | Vert | PK | 0.0 | 44.2 | 74.0 | -29.8 | Low Ch, 6Mbps, EUT on Side |
| 11572.870 | 52.7 | -8.9 | 1.0 | 139.0 | 3.0 | 0.0 | Horz | PK | 0.0 | 43.8 | 74.0 | -30.2 | Mid Ch, 6Mbps, EUT on Side |
| 11646.800 | 52.4 | -8.7 | 1.0 | 119.0 | 3.0 | 0.0 | Vert | PK | 0.0 | 43.7 | 74.0 | -30.3 | High Ch, 6Mbps, EUT on Side |
| 11574.680 | 51.9 | -8.9 | 1.0 | 133.0 | 3.0 | 0.0 | Vert | PK | 0.0 | 43.0 | 74.0 | -31.0 | Mid Ch, 6Mbps, EUT on Side |

SPURIOUS CONDUCTED EMISSIONS

Testing was performed using the mode(s) of operation and configuration(s) noted within the report. The individuals and/or the organization requesting the test provided the modes, configurations and settings used to complete the evaluation. The actual test parameters are specified in the test data, this includes items such as investigated frequency range (scanned) and test levels. The testing methods and performance specifications, as well as the test site used for the evaluation are indicated in the test data.

TEST EQUIPMENT

| Description | Manufacturer | Model | ID | Last Cal. | Interval (mos) |
|-------------------------|--------------------|------------------|-----|-----------|----------------|
| Spectrum Analyzer | Agilent | E4446A | AAY | 2/22/2013 | 24 |
| OC13 Cables | Fairview Microwave | SCA1814-0101-120 | OCZ | NCR | 0 |
| Attenuator, 20db, 'SMA' | Weinschel Corp | 4H-20 | AWB | 6/7/2013 | 12 |
| 40GHz DC Block | Miteq | DCB4000 | AMD | 5/16/2013 | 12 |
| Power Meter | Hewlett Packard | E4418A | SPA | 4/11/2012 | 24 |
| Power Sensor | Agilent | E4412A | SQE | 4/11/2012 | 24 |
| Signal Generator | Agilent | E8257D | TGU | 2/1/2012 | 36 |

TEST DESCRIPTION

The spurious RF conducted emissions were measured with the EUT set to low, medium and high transmit frequencies. The measurements were made using a direct connection between the RF output of the EUT and the spectrum analyzer. The EUT was transmitting at the data rate(s) listed in the datasheet. For each transmit frequency, the spectrum was scanned throughout the specified frequency range.



SPURIOUS CONDUCTED EMISSIONS

XMit 2013.08.15
PsaTx 2013.10.23

| | |
|-------------------------------|------------------------|
| EUT: RAD7A/Radical 7 V2 | Work Order: MAS10151 |
| Serial Number: 1000003035 | Date: 01/29/14 |
| Customer: Massimo Corporation | Temperature: 24.3°C |
| Attendees: Mike Clark | Humidity: 41% |
| Project: None | Barometric Pres.: 1011 |
| Tested by: Jaemi Suh | Power: Battery |
| | Job Site: OC13 |

| | |
|---------------------|------------------|
| TEST SPECIFICATIONS | Test Method |
| FCC 15.247:2014 | ANSI C63.10:2009 |

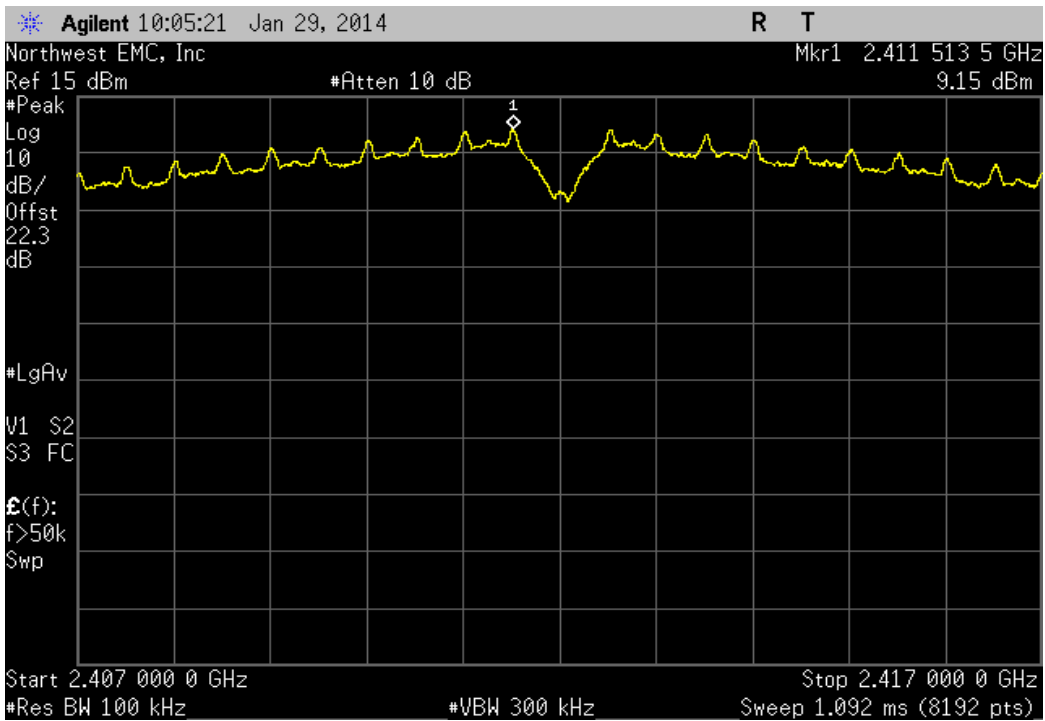
COMMENTS
TX Power set to 90.

DEVIATIONS FROM TEST STANDARD
None

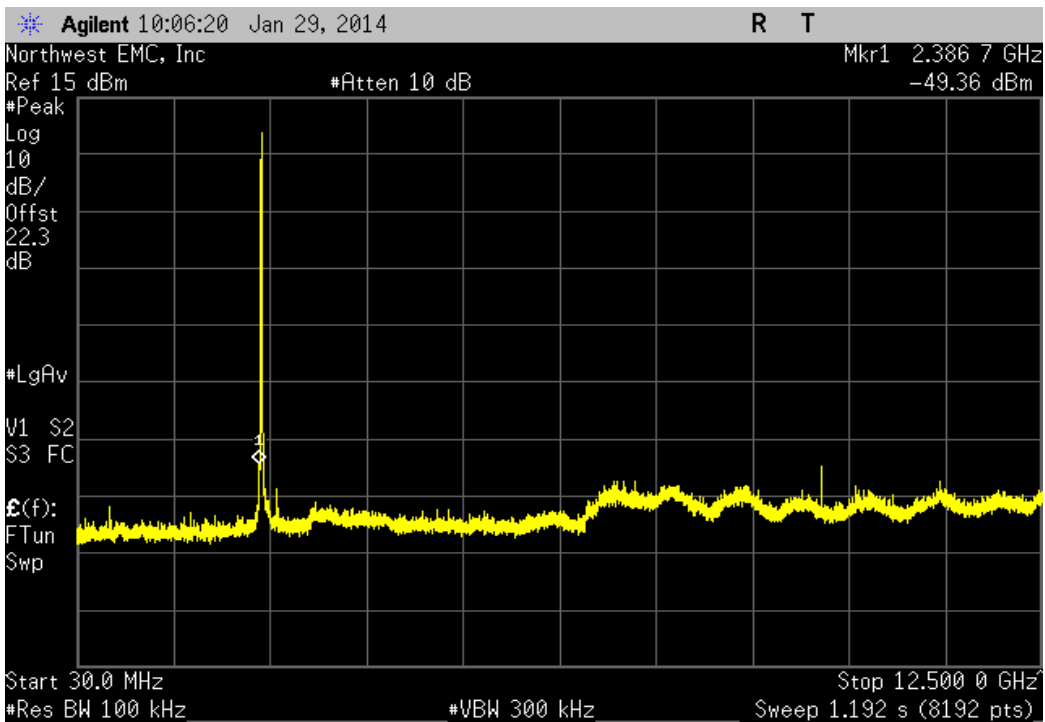
| | | |
|-----------------|---|-----------|
| Configuration # | 1 | Signature |
|-----------------|---|-----------|

| Frequency Range | Value | Limit | Result |
|-----------------------------------|-------------------|------------|-----------|
| 2400 MHz - 2483.5 MHz Band | | | |
| 802.11(b) 1 Mbps | | | |
| Low Channel 1, 2412 MHz | Fundamental | N/A | N/A |
| Low Channel 1, 2412 MHz | 30 MHz - 12.5 GHz | -58.51 dBc | ≤ -20 dBc |
| Low Channel 1, 2412 MHz | 12.5 GHz - 25 GHz | -56.72 dBc | ≤ -20 dBc |
| Mid Channel 6, 2437 MHz | Fundamental | N/A | N/A |
| Mid Channel 6, 2437 MHz | 30 MHz - 12.5 GHz | -59.89 dBc | ≤ -20 dBc |
| Mid Channel 6, 2437 MHz | 12.5 GHz - 25 GHz | -55.54 dBc | ≤ -20 dBc |
| High Channel 11, 2462 MHz | Fundamental | N/A | N/A |
| High Channel 11, 2462 MHz | 30 MHz - 12.5 GHz | -61.62 dBc | ≤ -20 dBc |
| High Channel 11, 2462 MHz | 12.5 GHz - 25 GHz | -56.75 dBc | ≤ -20 dBc |
| 802.11(b) 11 Mbps | | | |
| Low Channel 1, 2412 MHz | Fundamental | N/A | N/A |
| Low Channel 1, 2412 MHz | 30 MHz - 12.5 GHz | -60.42 dBc | ≤ -20 dBc |
| Low Channel 1, 2412 MHz | 12.5 GHz - 25 GHz | -56.07 dBc | ≤ -20 dBc |
| Mid Channel 6, 2437 MHz | Fundamental | N/A | N/A |
| Mid Channel 6, 2437 MHz | 30 MHz - 12.5 GHz | -61.51 dBc | ≤ -20 dBc |
| Mid Channel 6, 2437 MHz | 12.5 GHz - 25 GHz | -57.78 dBc | ≤ -20 dBc |
| High Channel 11, 2462 MHz | Fundamental | N/A | N/A |
| High Channel 11, 2462 MHz | 30 MHz - 12.5 GHz | -61.55 dBc | ≤ -20 dBc |
| High Channel 11, 2462 MHz | 12.5 GHz - 25 GHz | -56.38 dBc | ≤ -20 dBc |
| 802.11(g) 6 Mbps | | | |
| Low Channel 1, 2412 MHz | Fundamental | N/A | N/A |
| Low Channel 1, 2412 MHz | 30 MHz - 12.5 GHz | -46.5 dBc | ≤ -20 dBc |
| Low Channel 1, 2412 MHz | 12.5 GHz - 25 GHz | -53.09 dBc | ≤ -20 dBc |
| Mid Channel 6, 2437 MHz | Fundamental | N/A | N/A |
| Mid Channel 6, 2437 MHz | 30 MHz - 12.5 GHz | -58.18 dBc | ≤ -20 dBc |
| Mid Channel 6, 2437 MHz | 12.5 GHz - 25 GHz | -53.56 dBc | ≤ -20 dBc |
| High Channel 11, 2462 MHz | Fundamental | N/A | N/A |
| High Channel 11, 2462 MHz | 30 MHz - 12.5 GHz | -57.08 dBc | ≤ -20 dBc |
| High Channel 11, 2462 MHz | 12.5 GHz - 25 GHz | -52.47 dBc | ≤ -20 dBc |
| 802.11(g) 36 Mbps | | | |
| Low Channel 1, 2412 MHz | Fundamental | N/A | N/A |
| Low Channel 1, 2412 MHz | 30 MHz - 12.5 GHz | -46.34 dBc | ≤ -20 dBc |
| Low Channel 1, 2412 MHz | 12.5 GHz - 25 GHz | -52.86 dBc | ≤ -20 dBc |
| Mid Channel 6, 2437 MHz | Fundamental | N/A | N/A |
| Mid Channel 6, 2437 MHz | 30 MHz - 12.5 GHz | -58.64 dBc | ≤ -20 dBc |
| Mid Channel 6, 2437 MHz | 12.5 GHz - 25 GHz | -53.68 dBc | ≤ -20 dBc |
| High Channel 11, 2462 MHz | Fundamental | N/A | N/A |
| High Channel 11, 2462 MHz | 30 MHz - 12.5 GHz | -57.58 dBc | ≤ -20 dBc |
| High Channel 11, 2462 MHz | 12.5 GHz - 25 GHz | -53.81 dBc | ≤ -20 dBc |
| 802.11(g) 54 Mbps | | | |
| Low Channel 1, 2412 MHz | Fundamental | N/A | N/A |
| Low Channel 1, 2412 MHz | 30 MHz - 12.5 GHz | -46.03 dBc | ≤ -20 dBc |
| Low Channel 1, 2412 MHz | 12.5 GHz - 25 GHz | -53.93 dBc | ≤ -20 dBc |
| Mid Channel 6, 2437 MHz | Fundamental | N/A | N/A |
| Mid Channel 6, 2437 MHz | 30 MHz - 12.5 GHz | -58.35 dBc | ≤ -20 dBc |
| Mid Channel 6, 2437 MHz | 12.5 GHz - 25 GHz | -53.71 dBc | ≤ -20 dBc |
| High Channel 11, 2462 MHz | Fundamental | N/A | N/A |
| High Channel 11, 2462 MHz | 30 MHz - 12.5 GHz | -56.87 dBc | ≤ -20 dBc |
| High Channel 11, 2462 MHz | 12.5 GHz - 25 GHz | -54.45 dBc | ≤ -20 dBc |
| 5725 MHz - 5850 MHz Band | | | |
| 802.11(a) 6 Mbps | | | |
| Low Channel 149, 5745 MHz | Fundamental | N/A | N/A |
| Low Channel 149, 5745 MHz | 30 MHz - 12.5 GHz | -49.2 dBc | ≤ -20 dBc |
| Low Channel 149, 5745 MHz | 12.5 GHz - 25 GHz | -55.27 dBc | ≤ -20 dBc |
| Low Channel 149, 5745 MHz | 25 GHz - 32 GHz | -54.29 dBc | ≤ -20 dBc |
| Low Channel 149, 5745 MHz | 32 GHz - 40 GHz | -47.64 dBc | ≤ -20 dBc |
| Mid Channel 157, 5785 MHz | Fundamental | N/A | N/A |
| Mid Channel 157, 5785 MHz | 30 MHz - 12.5 GHz | -57.01 dBc | ≤ -20 dBc |
| Mid Channel 157, 5785 MHz | 12.5 GHz - 25 GHz | -53.88 dBc | ≤ -20 dBc |
| Mid Channel 157, 5785 MHz | 25 GHz - 32 GHz | -53.66 dBc | ≤ -20 dBc |
| Mid Channel 157, 5785 MHz | 32 GHz - 40 GHz | -46.08 dBc | ≤ -20 dBc |
| High Channel 165, 5825 MHz | Fundamental | N/A | N/A |
| High Channel 165, 5825 MHz | 30 MHz - 12.5 GHz | -52.45 dBc | ≤ -20 dBc |
| High Channel 165, 5825 MHz | 12.5 GHz - 25 GHz | -54.6 dBc | ≤ -20 dBc |
| High Channel 165, 5825 MHz | 25 GHz - 32 GHz | -53.55 dBc | ≤ -20 dBc |
| High Channel 165, 5825 MHz | 32 GHz - 40 GHz | -46.16 dBc | ≤ -20 dBc |
| 802.11(a) 36 Mbps | | | |
| Low Channel 149, 5745 MHz | Fundamental | N/A | N/A |
| Low Channel 149, 5745 MHz | 30 MHz - 12.5 GHz | -47.66 dBc | ≤ -20 dBc |
| Low Channel 149, 5745 MHz | 12.5 GHz - 25 GHz | -54.39 dBc | ≤ -20 dBc |
| Low Channel 149, 5745 MHz | 25 GHz - 32 GHz | -54.26 dBc | ≤ -20 dBc |
| Low Channel 149, 5745 MHz | 32 GHz - 40 GHz | -46.84 dBc | ≤ -20 dBc |
| Mid Channel 157, 5785 MHz | Fundamental | N/A | N/A |
| Mid Channel 157, 5785 MHz | 30 MHz - 12.5 GHz | -56.73 dBc | ≤ -20 dBc |
| Mid Channel 157, 5785 MHz | 12.5 GHz - 25 GHz | -54.17 dBc | ≤ -20 dBc |
| Mid Channel 157, 5785 MHz | 25 GHz - 32 GHz | -53.62 dBc | ≤ -20 dBc |
| Mid Channel 157, 5785 MHz | 32 GHz - 40 GHz | -46.13 dBc | ≤ -20 dBc |
| High Channel 165, 5825 MHz | Fundamental | N/A | N/A |
| High Channel 165, 5825 MHz | 30 MHz - 12.5 GHz | -51.78 dBc | ≤ -20 dBc |
| High Channel 165, 5825 MHz | 12.5 GHz - 25 GHz | -54.86 dBc | ≤ -20 dBc |
| High Channel 165, 5825 MHz | 25 GHz - 32 GHz | -53.93 dBc | ≤ -20 dBc |
| High Channel 165, 5825 MHz | 32 GHz - 40 GHz | -46.01 dBc | ≤ -20 dBc |
| 802.11(a) 54 Mbps | | | |
| Low Channel 149, 5745 MHz | Fundamental | N/A | N/A |
| Low Channel 149, 5745 MHz | 30 MHz - 12.5 GHz | -48.33 dBc | ≤ -20 dBc |
| Low Channel 149, 5745 MHz | 12.5 GHz - 25 GHz | -54.56 dBc | ≤ -20 dBc |
| Low Channel 149, 5745 MHz | 25 GHz - 32 GHz | -54.69 dBc | ≤ -20 dBc |
| Low Channel 149, 5745 MHz | 32 GHz - 40 GHz | -46.78 dBc | ≤ -20 dBc |
| Mid Channel 157, 5785 MHz | Fundamental | N/A | N/A |
| Mid Channel 157, 5785 MHz | 30 MHz - 12.5 GHz | -56.03 dBc | ≤ -20 dBc |
| Mid Channel 157, 5785 MHz | 12.5 GHz - 25 GHz | -55.19 dBc | ≤ -20 dBc |
| Mid Channel 157, 5785 MHz | 25 GHz - 32 GHz | -53.92 dBc | ≤ -20 dBc |
| Mid Channel 157, 5785 MHz | 32 GHz - 40 GHz | -46.5 dBc | ≤ -20 dBc |
| High Channel 165, 5825 MHz | Fundamental | N/A | N/A |
| High Channel 165, 5825 MHz | 30 MHz - 12.5 GHz | -51.01 dBc | ≤ -20 dBc |
| High Channel 165, 5825 MHz | 12.5 GHz - 25 GHz | -53.65 dBc | ≤ -20 dBc |
| High Channel 165, 5825 MHz | 25 GHz - 32 GHz | -54.27 dBc | ≤ -20 dBc |
| High Channel 165, 5825 MHz | 32 GHz - 40 GHz | -45.96 dBc | ≤ -20 dBc |

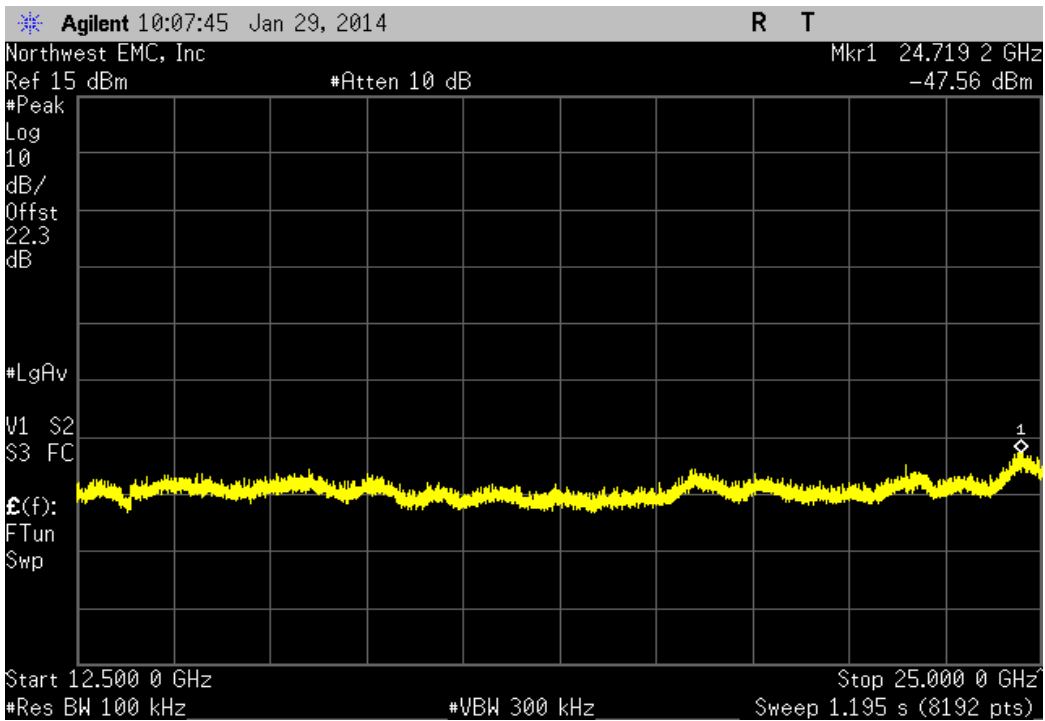
| 2400 MHz - 2483.5 MHz Band, 802.11(b) 1 Mbps, Low Channel 1, 2412 MHz | | | | |
|---|--|-------|-------|--------|
| Frequency Range | | Value | Limit | Result |
| Fundamental | | N/A | N/A | N/A |



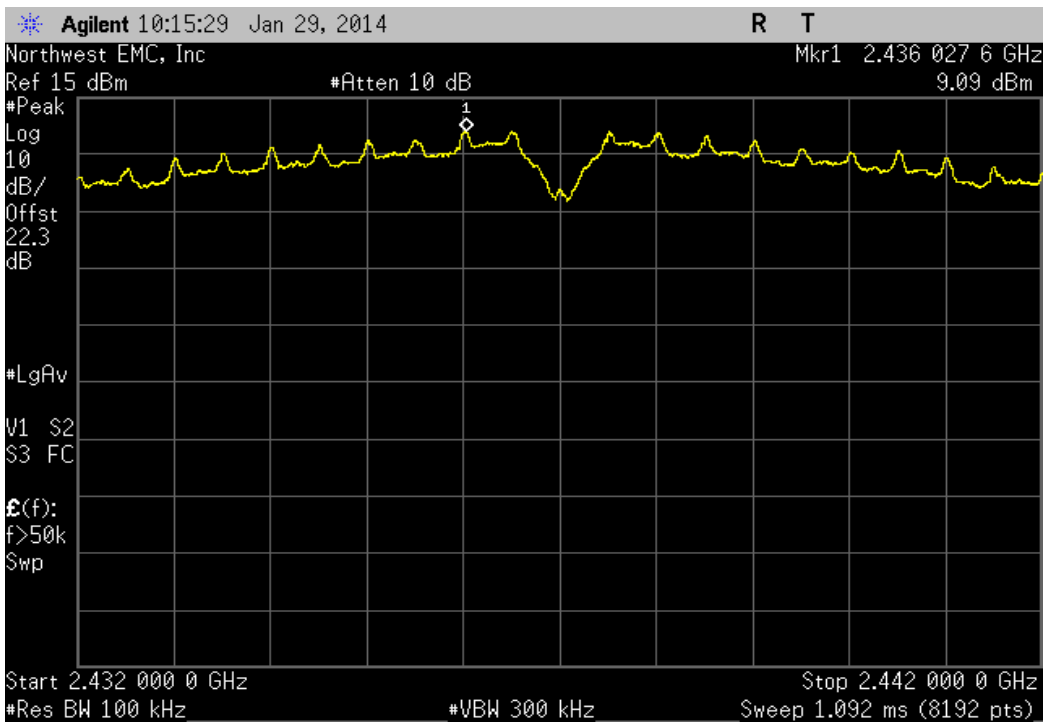
| 2400 MHz - 2483.5 MHz Band, 802.11(b) 1 Mbps, Low Channel 1, 2412 MHz | | | | |
|---|--|------------|-----------|--------|
| Frequency Range | | Value | Limit | Result |
| 30 MHz - 12.5 GHz | | -58.51 dBc | ≤ -20 dBc | Pass |



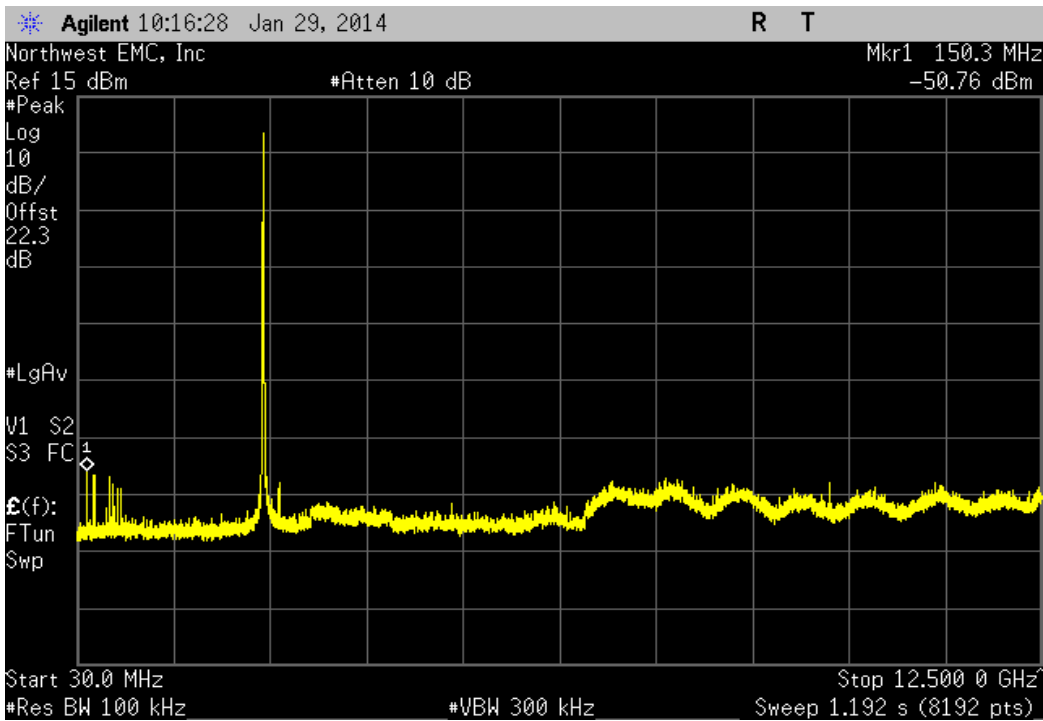
| 2400 MHz - 2483.5 MHz Band, 802.11(b) 1 Mbps, Low Channel 1, 2412 MHz | | | |
|---|------------|-----------|--------|
| Frequency Range | Value | Limit | Result |
| 12.5 GHz - 25 GHz | -56.72 dBc | ≤ -20 dBc | Pass |



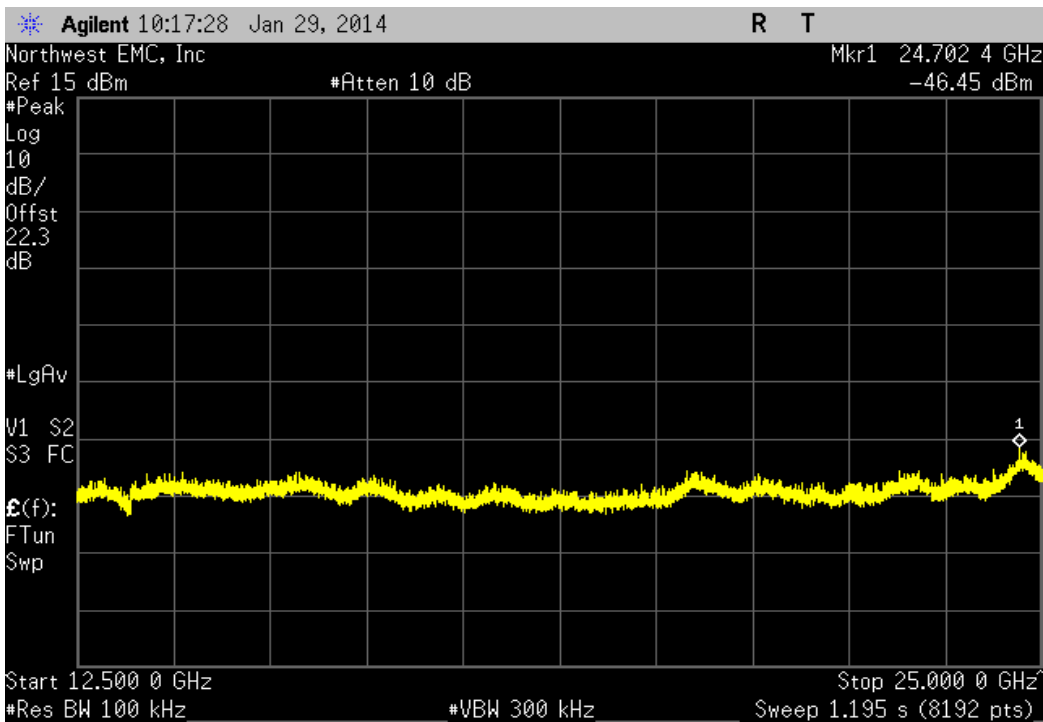
| 2400 MHz - 2483.5 MHz Band, 802.11(b) 1 Mbps, Mid Channel 6, 2437 MHz | | | |
|---|-------|-------|--------|
| Frequency Range | Value | Limit | Result |
| Fundamental | N/A | N/A | N/A |



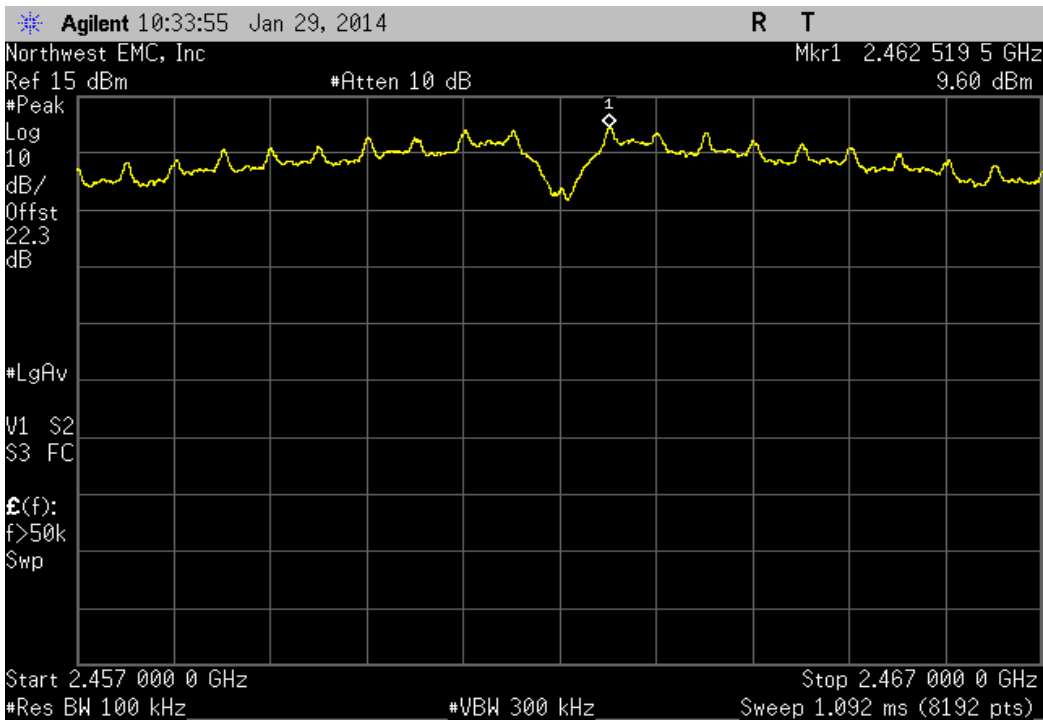
| 2400 MHz - 2483.5 MHz Band, 802.11(b) 1 Mbps, Mid Channel 6, 2437 MHz | | | |
|---|------------|-----------|--------|
| Frequency Range | Value | Limit | Result |
| 30 MHz - 12.5 GHz | -59.85 dBc | ≤ -20 dBc | Pass |



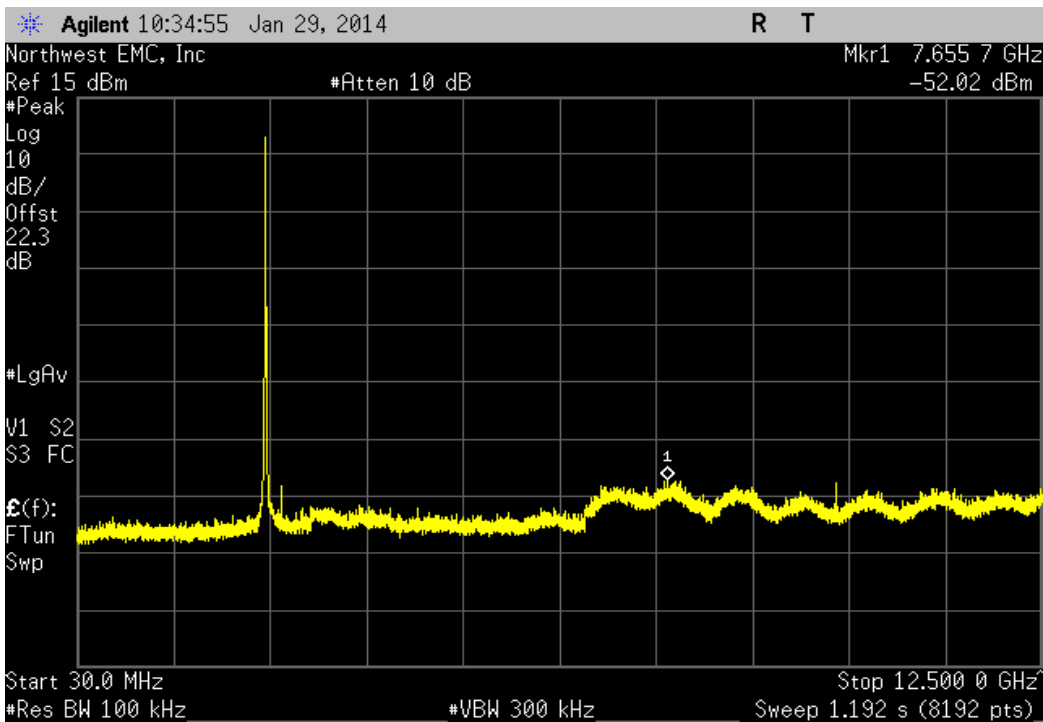
| 2400 MHz - 2483.5 MHz Band, 802.11(b) 1 Mbps, Mid Channel 6, 2437 MHz | | | |
|---|------------|-----------|--------|
| Frequency Range | Value | Limit | Result |
| 12.5 GHz - 25 GHz | -55.54 dBc | ≤ -20 dBc | Pass |



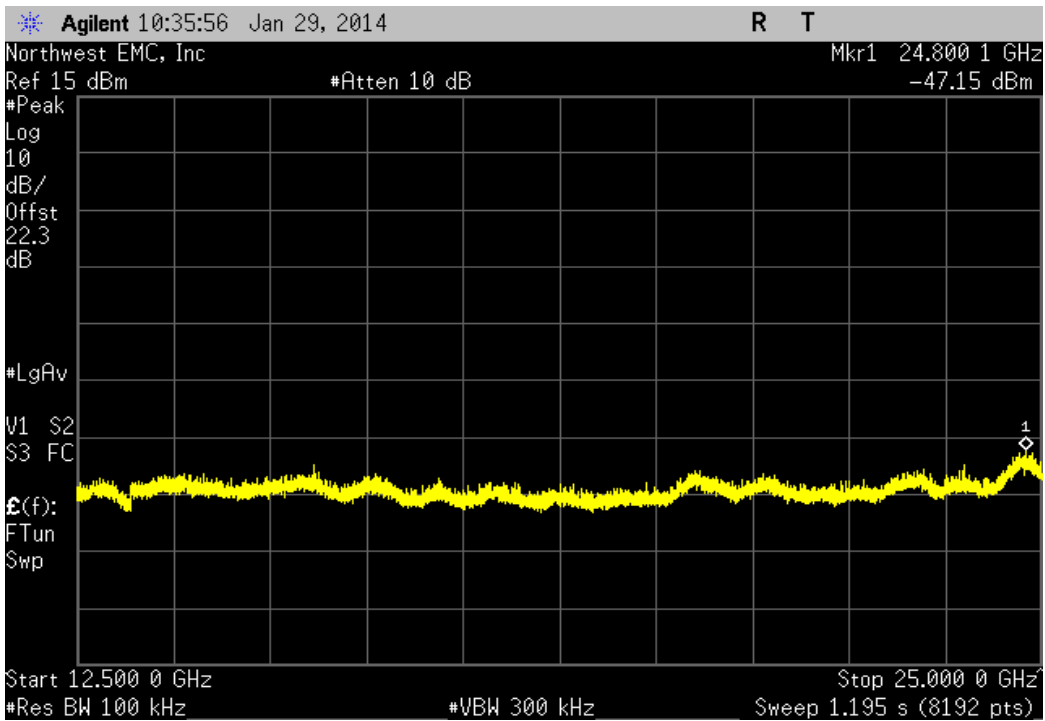
| 2400 MHz - 2483.5 MHz Band, 802.11(b) 1 Mbps, High Channel 11, 2462 MHz | | | | |
|---|--|-------|-------|--------|
| Frequency Range | | Value | Limit | Result |
| Fundamental | | N/A | N/A | N/A |



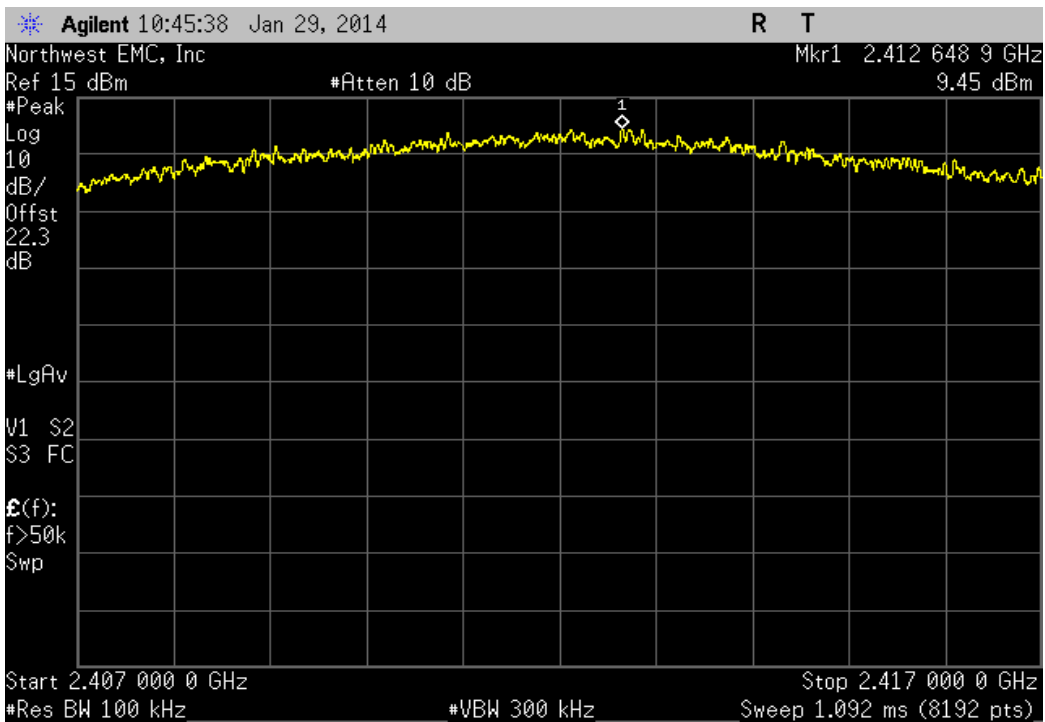
| 2400 MHz - 2483.5 MHz Band, 802.11(b) 1 Mbps, High Channel 11, 2462 MHz | | | | |
|---|--|------------|-----------|--------|
| Frequency Range | | Value | Limit | Result |
| 30 MHz - 12.5 GHz | | -61.62 dBc | ≤ -20 dBc | Pass |



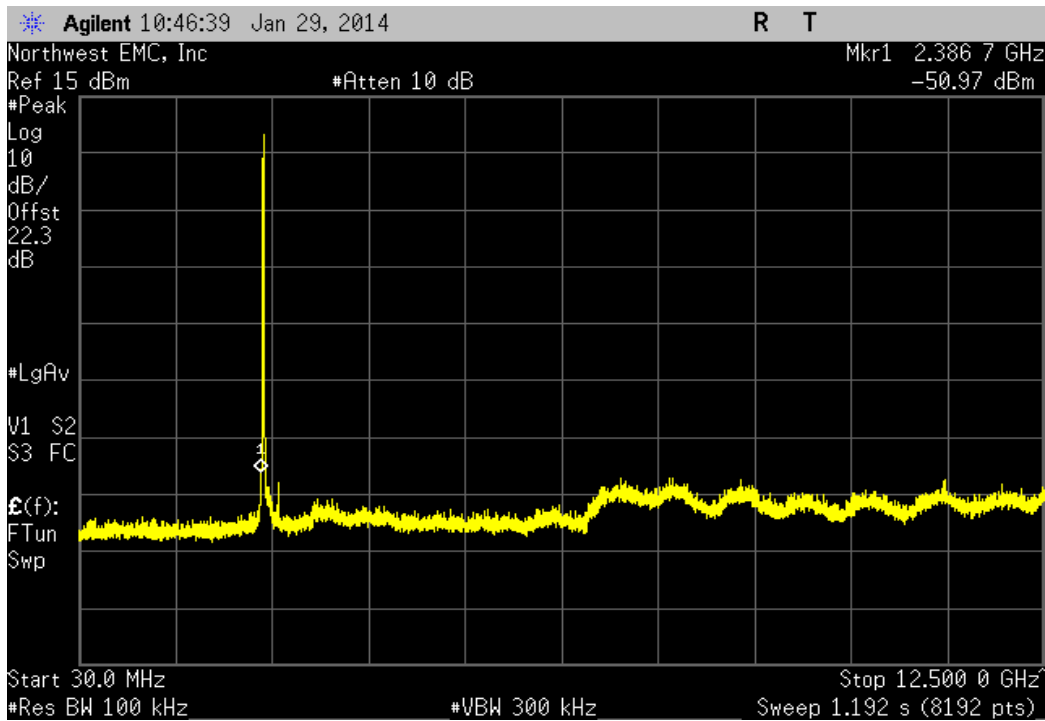
| 2400 MHz - 2483.5 MHz Band, 802.11(b) 1 Mbps, High Channel 11, 2462 MHz | | | |
|---|------------|-----------|--------|
| Frequency Range | Value | Limit | Result |
| 12.5 GHz - 25 GHz | -56.75 dBc | ≤ -20 dBc | Pass |



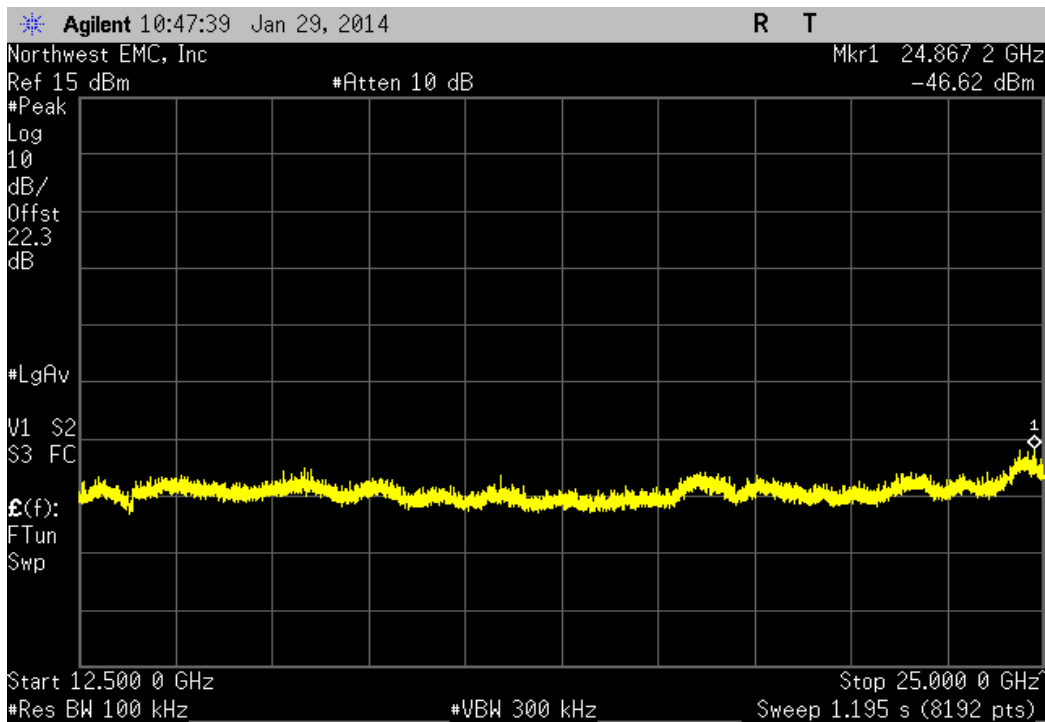
| 2400 MHz - 2483.5 MHz Band, 802.11(b) 11 Mbps, Low Channel 1, 2412 MHz | | | |
|--|-------|-------|--------|
| Frequency Range | Value | Limit | Result |
| Fundamental | N/A | N/A | N/A |



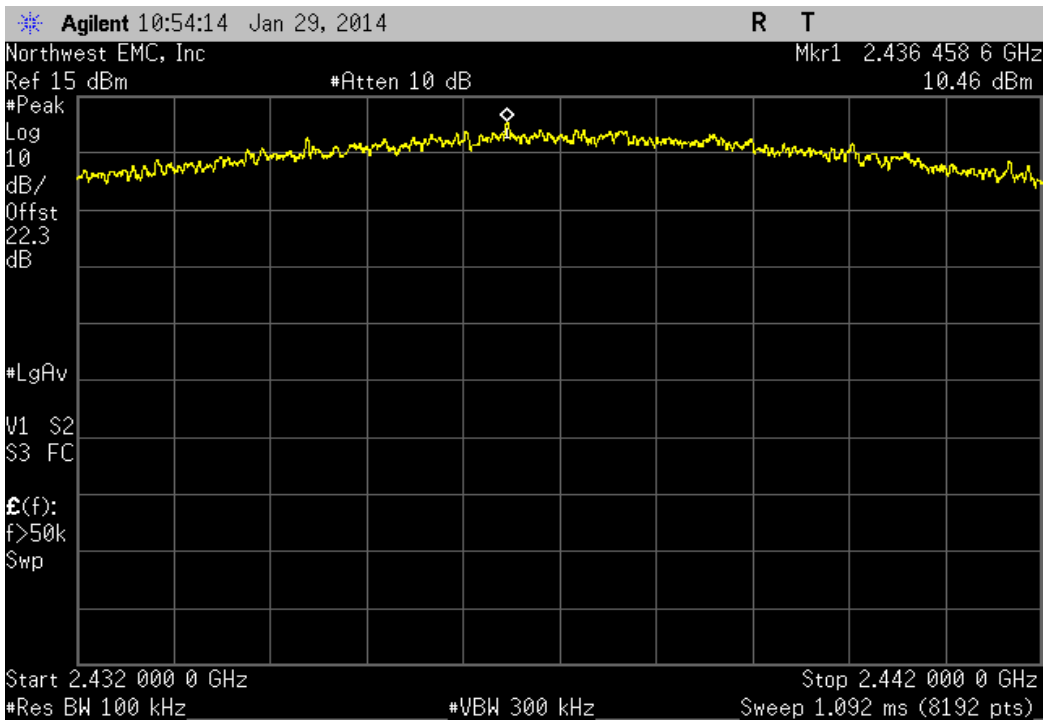
| 2400 MHz - 2483.5 MHz Band, 802.11(b) 11 Mbps, Low Channel 1, 2412 MHz | | | |
|--|------------|-----------|--------|
| Frequency Range | Value | Limit | Result |
| 30 MHz - 12.5 GHz | -60.42 dBc | ≤ -20 dBc | Pass |



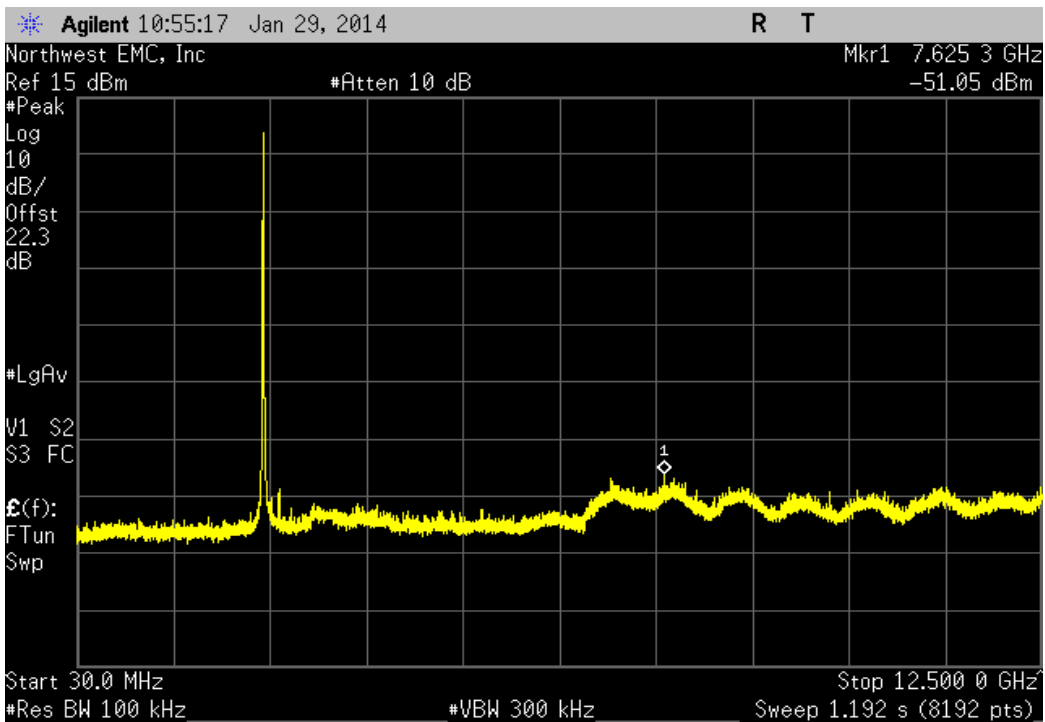
| 2400 MHz - 2483.5 MHz Band, 802.11(b) 11 Mbps, Low Channel 1, 2412 MHz | | | |
|--|------------|-----------|--------|
| Frequency Range | Value | Limit | Result |
| 12.5 GHz - 25 GHz | -56.07 dBc | ≤ -20 dBc | Pass |



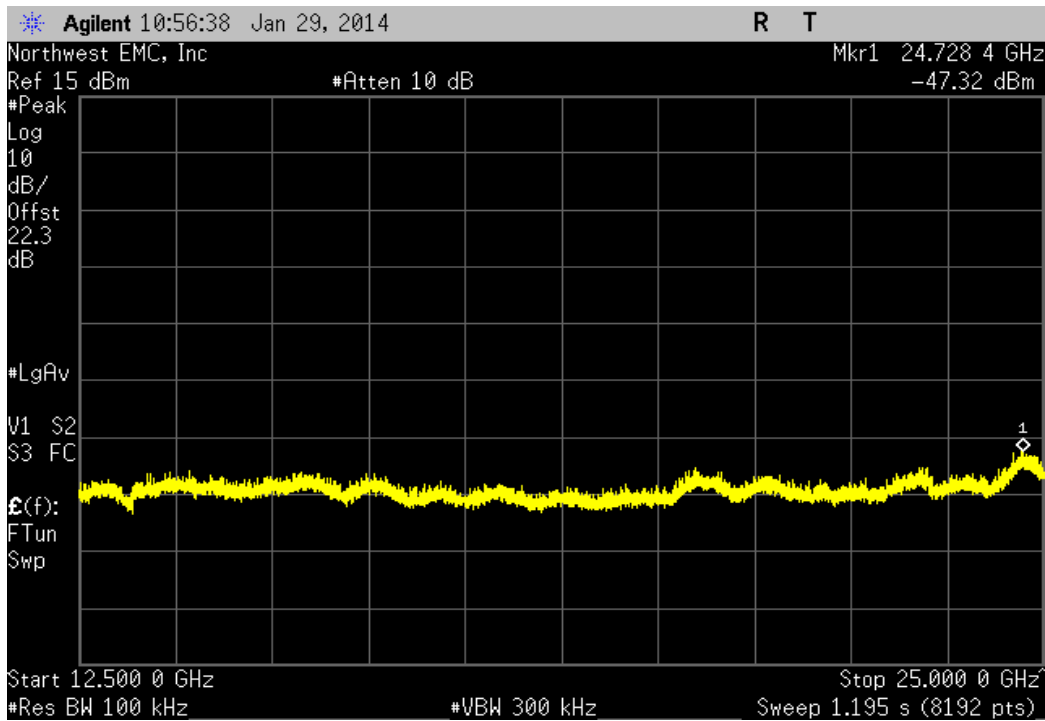
| 2400 MHz - 2483.5 MHz Band, 802.11(b) 11 Mbps, Mid Channel 6, 2437 MHz | | | | |
|--|--|-------|-------|--------|
| Frequency Range | | Value | Limit | Result |
| Fundamental | | N/A | N/A | N/A |



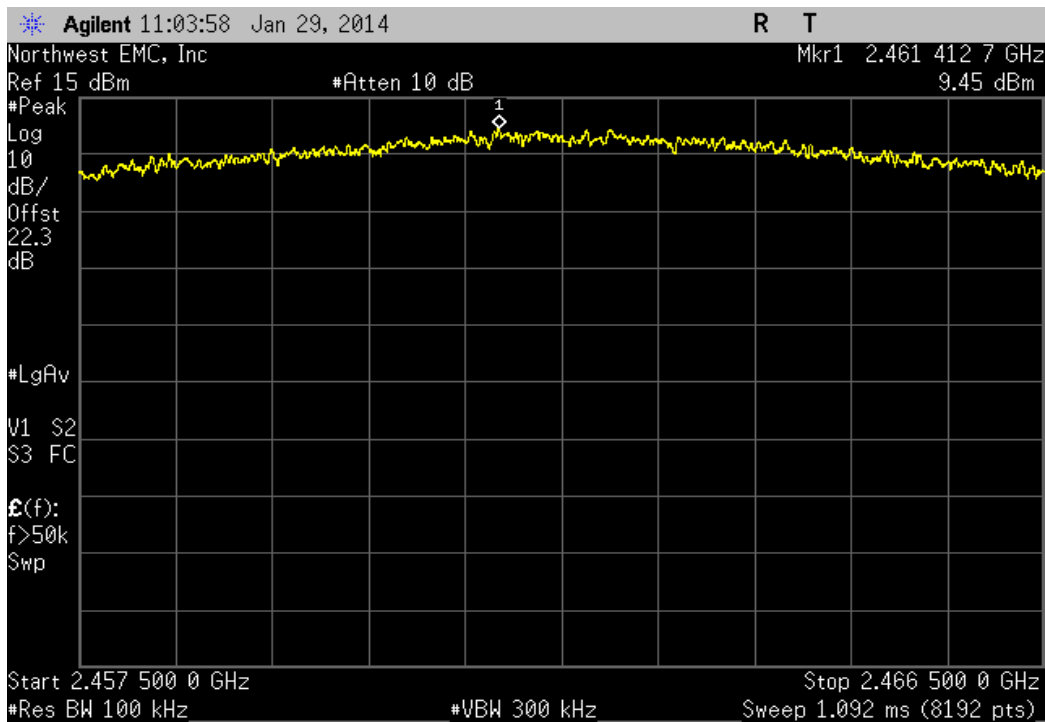
| 2400 MHz - 2483.5 MHz Band, 802.11(b) 11 Mbps, Mid Channel 6, 2437 MHz | | | | |
|--|--|------------|-----------|--------|
| Frequency Range | | Value | Limit | Result |
| 30 MHz - 12.5 GHz | | -61.51 dBc | ≤ -20 dBc | Pass |



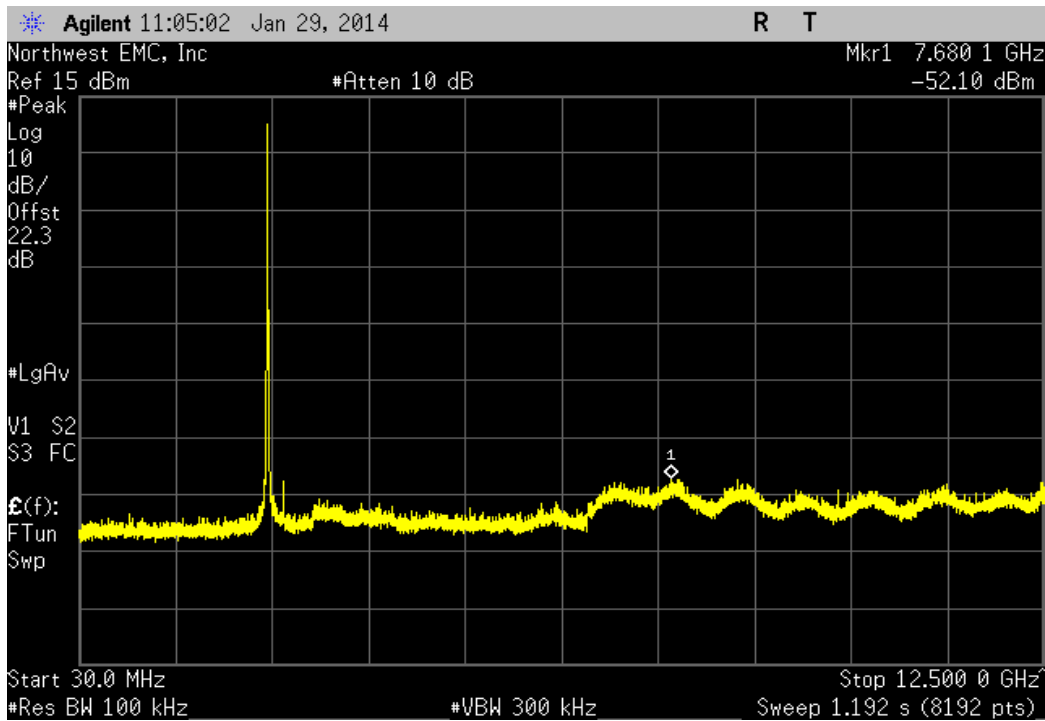
| 2400 MHz - 2483.5 MHz Band, 802.11(b) 11 Mbps, Mid Channel 6, 2437 MHz | | | | |
|--|--|------------|-----------|--------|
| Frequency Range | | Value | Limit | Result |
| 12.5 GHz - 25 GHz | | -57.78 dBc | ≤ -20 dBc | Pass |



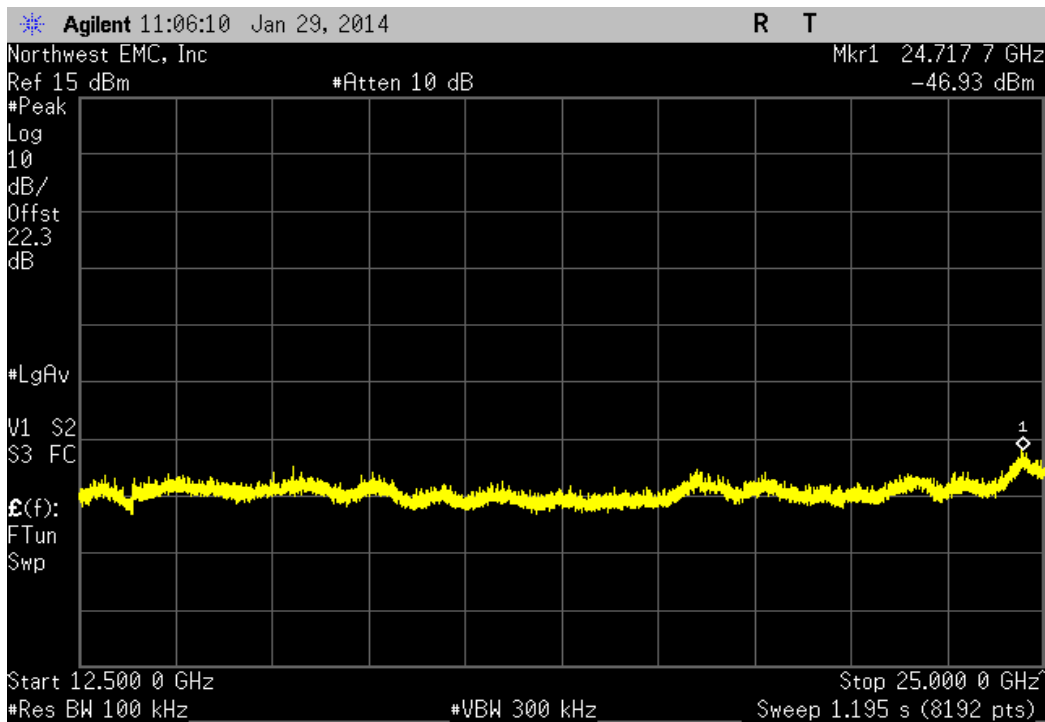
| 2400 MHz - 2483.5 MHz Band, 802.11(b) 11 Mbps, High Channel 11, 2462 MHz | | | | |
|--|--|-------|-------|--------|
| Frequency Range | | Value | Limit | Result |
| Fundamental | | N/A | N/A | N/A |



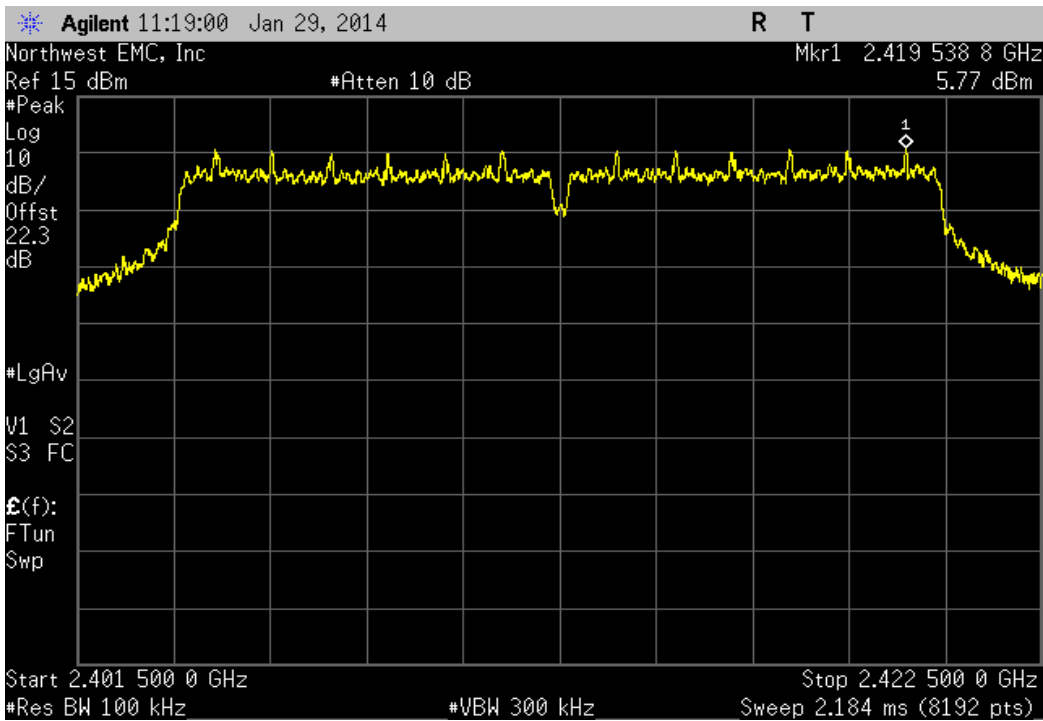
| 2400 MHz - 2483.5 MHz Band, 802.11(b) 11 Mbps, High Channel 11, 2462 MHz | | | |
|--|------------|-----------|--------|
| Frequency Range | Value | Limit | Result |
| 30 MHz - 12.5 GHz | -61.55 dBc | ≤ -20 dBc | Pass |



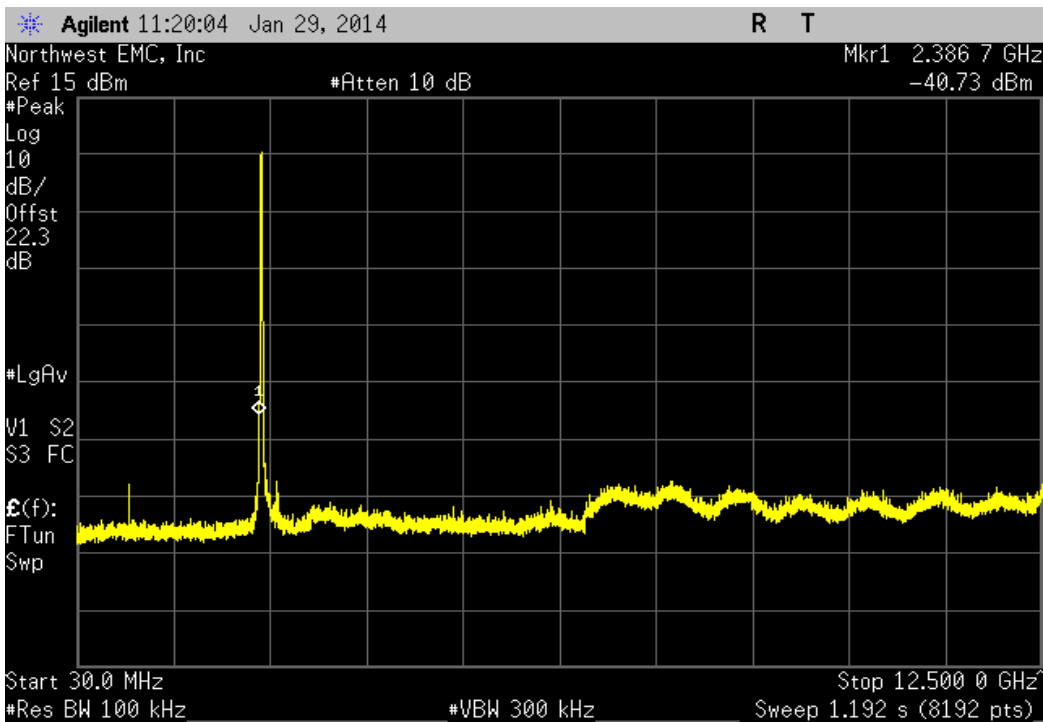
| 2400 MHz - 2483.5 MHz Band, 802.11(b) 11 Mbps, High Channel 11, 2462 MHz | | | |
|--|------------|-----------|--------|
| Frequency Range | Value | Limit | Result |
| 12.5 GHz - 25 GHz | -56.38 dBc | ≤ -20 dBc | Pass |



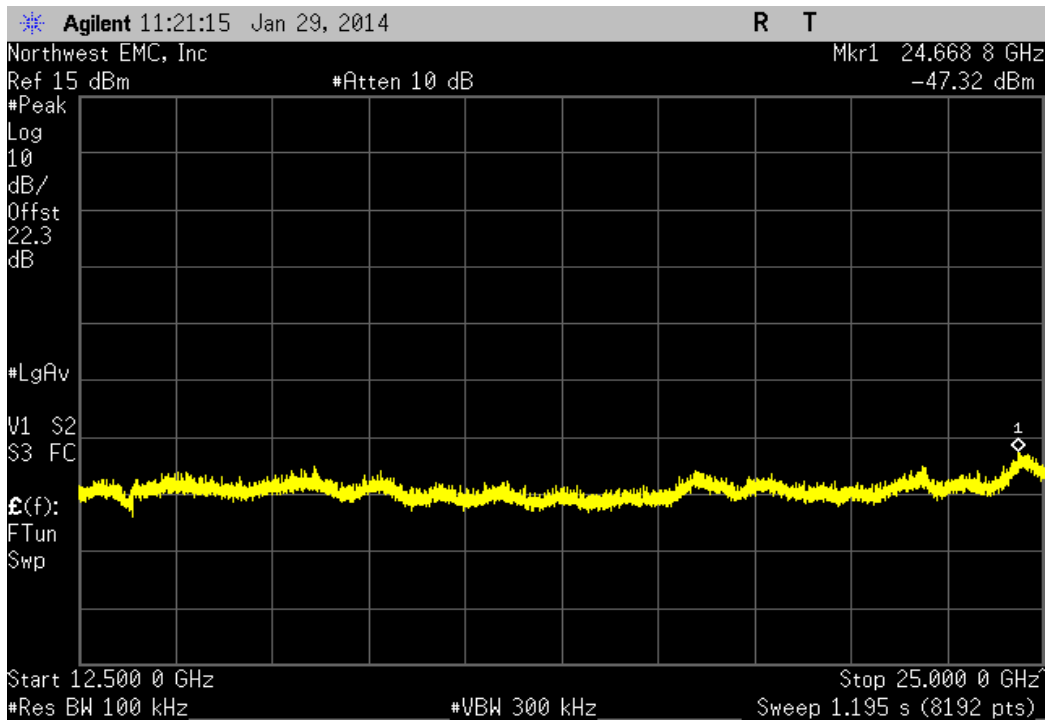
| 2400 MHz - 2483.5 MHz Band, 802.11(g) 6 Mbps, Low Channel 1, 2412 MHz | | | | |
|---|--|-------|-------|--------|
| Frequency Range | | Value | Limit | Result |
| Fundamental | | N/A | N/A | N/A |



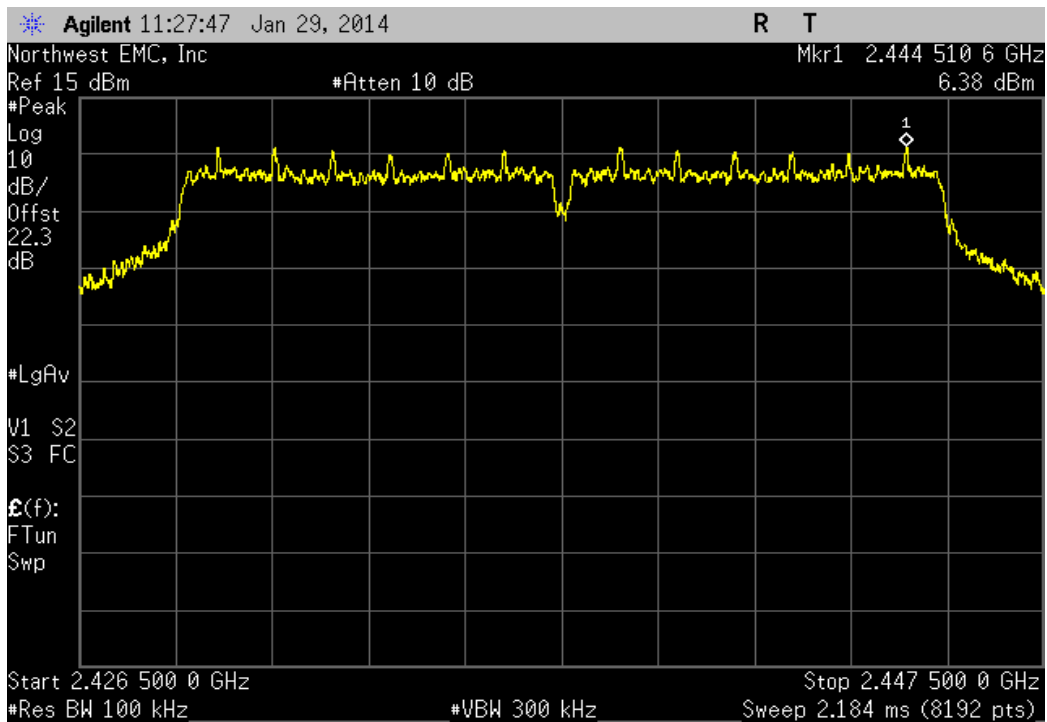
| 2400 MHz - 2483.5 MHz Band, 802.11(g) 6 Mbps, Low Channel 1, 2412 MHz | | | | |
|---|--|-----------|-----------|--------|
| Frequency Range | | Value | Limit | Result |
| 30 MHz - 12.5 GHz | | -46.5 dBc | ≤ -20 dBc | Pass |



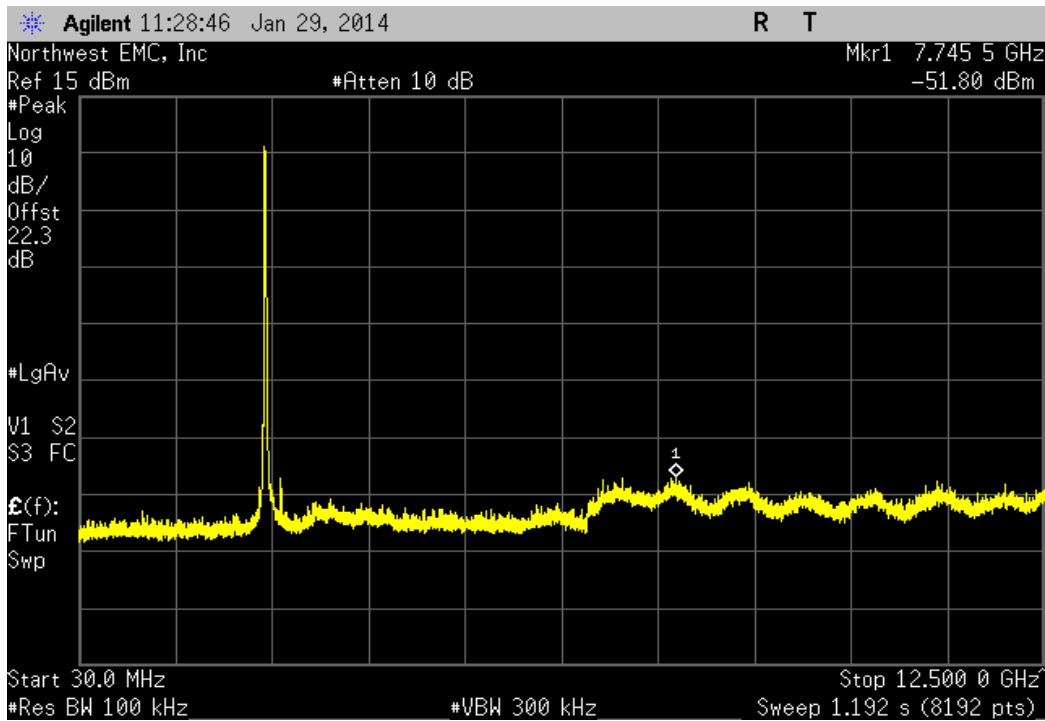
| 2400 MHz - 2483.5 MHz Band, 802.11(g) 6 Mbps, Low Channel 1, 2412 MHz | | | |
|---|------------|-----------|--------|
| Frequency Range | Value | Limit | Result |
| 12.5 GHz - 25 GHz | -53.09 dBc | ≤ -20 dBc | Pass |



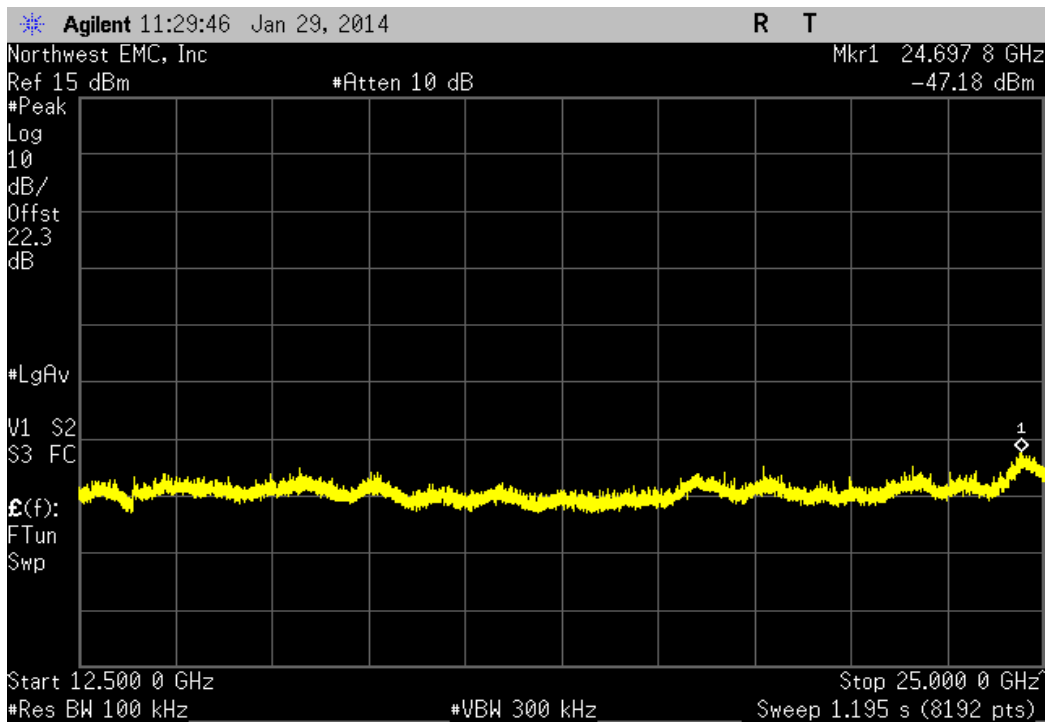
| 2400 MHz - 2483.5 MHz Band, 802.11(g) 6 Mbps, Mid Channel 6, 2437 MHz | | | |
|---|-------|-------|--------|
| Frequency Range | Value | Limit | Result |
| Fundamental | N/A | N/A | N/A |



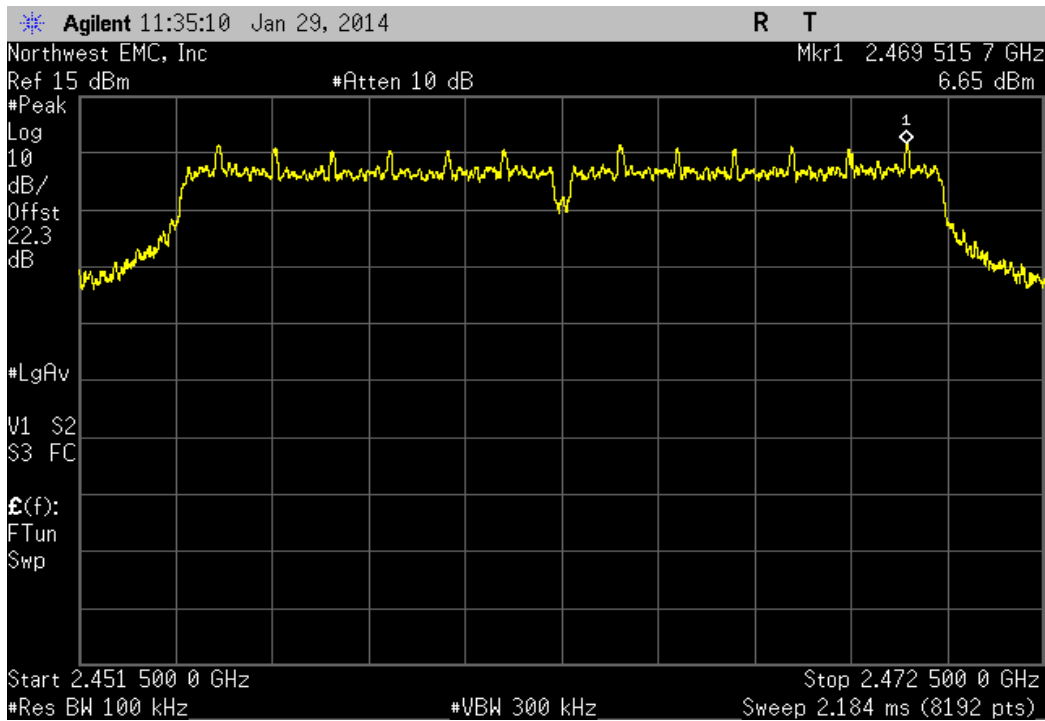
| 2400 MHz - 2483.5 MHz Band, 802.11(g) 6 Mbps, Mid Channel 6, 2437 MHz | | | |
|---|------------|-----------|--------|
| Frequency Range | Value | Limit | Result |
| 30 MHz - 12.5 GHz | -58.18 dBc | ≤ -20 dBc | Pass |



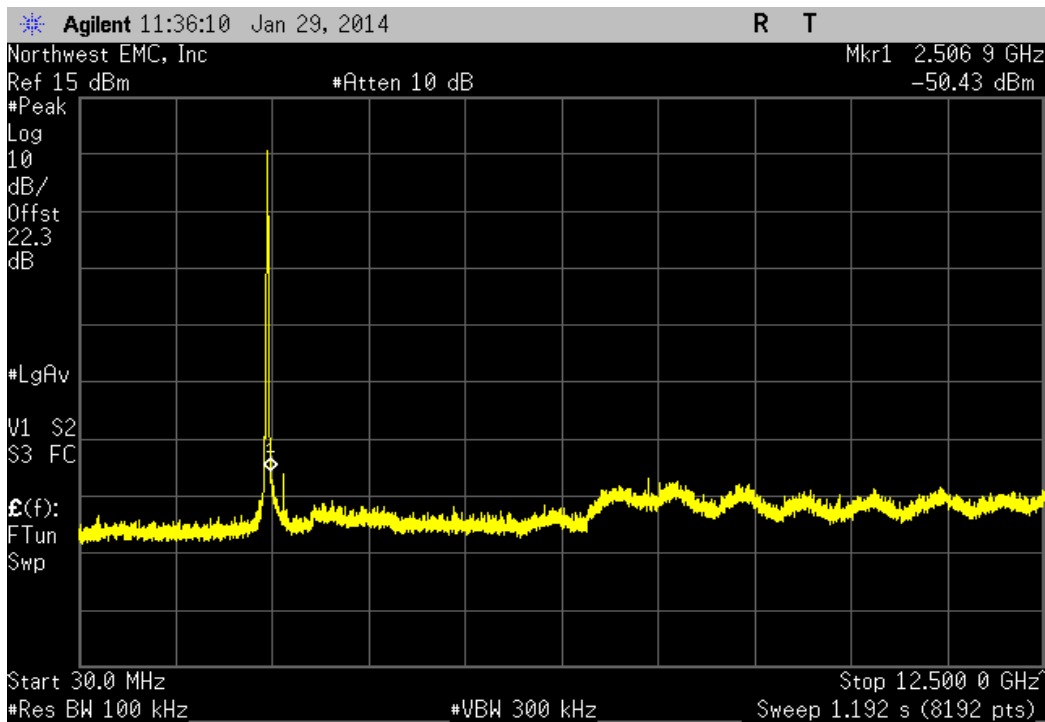
| 2400 MHz - 2483.5 MHz Band, 802.11(g) 6 Mbps, Mid Channel 6, 2437 MHz | | | |
|---|------------|-----------|--------|
| Frequency Range | Value | Limit | Result |
| 12.5 GHz - 25 GHz | -53.56 dBc | ≤ -20 dBc | Pass |



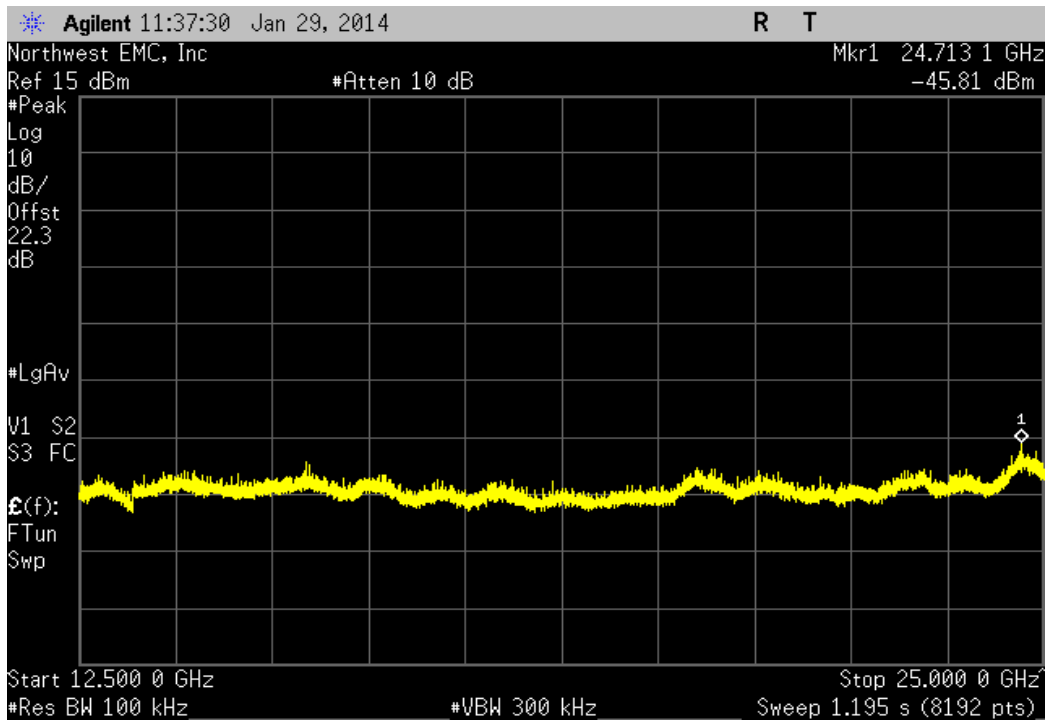
| 2400 MHz - 2483.5 MHz Band, 802.11(g) 6 Mbps, High Channel 11, 2462 MHz | | | | |
|---|--|-------|-------|--------|
| Frequency Range | | Value | Limit | Result |
| Fundamental | | N/A | N/A | N/A |



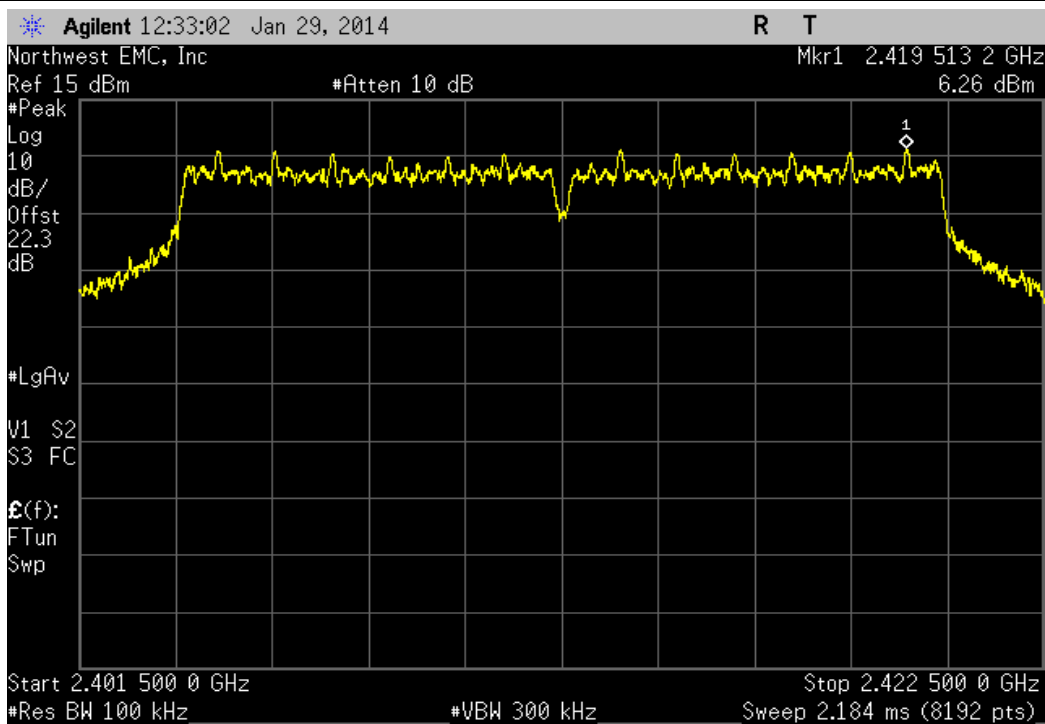
| 2400 MHz - 2483.5 MHz Band, 802.11(g) 6 Mbps, High Channel 11, 2462 MHz | | | | |
|---|--|------------|-----------|--------|
| Frequency Range | | Value | Limit | Result |
| 30 MHz - 12.5 GHz | | -57.08 dBc | ≤ -20 dBc | Pass |



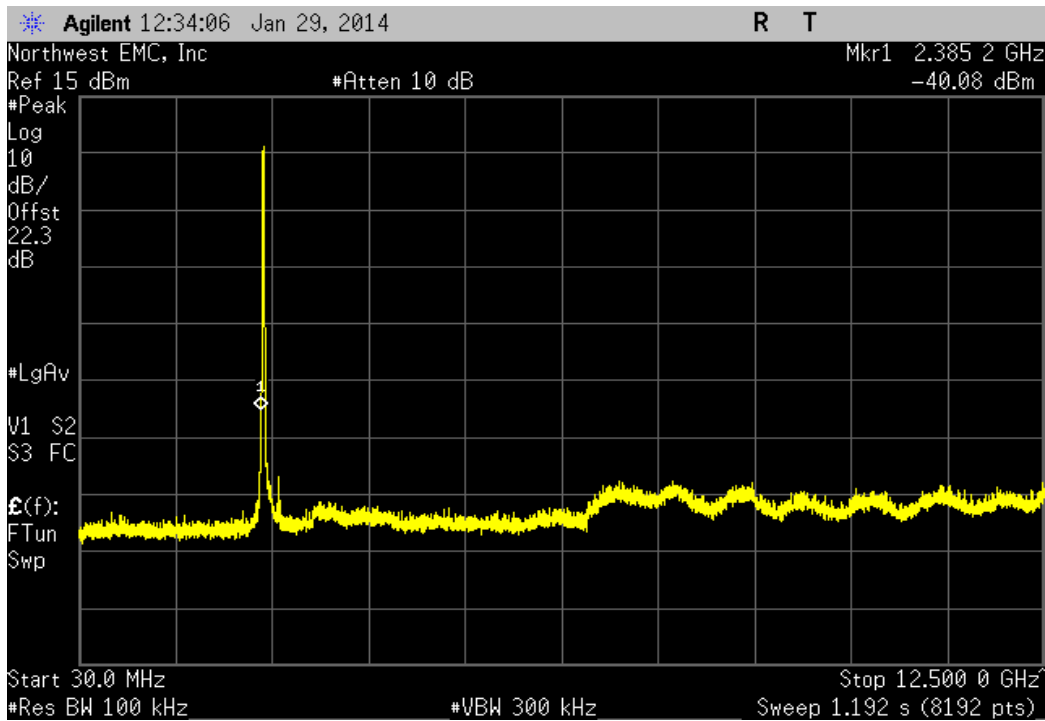
| 2400 MHz - 2483.5 MHz Band, 802.11(g) 6 Mbps, High Channel 11, 2462 MHz | | | |
|---|------------|-----------|--------|
| Frequency Range | Value | Limit | Result |
| 12.5 GHz - 25 GHz | -52.47 dBc | ≤ -20 dBc | Pass |



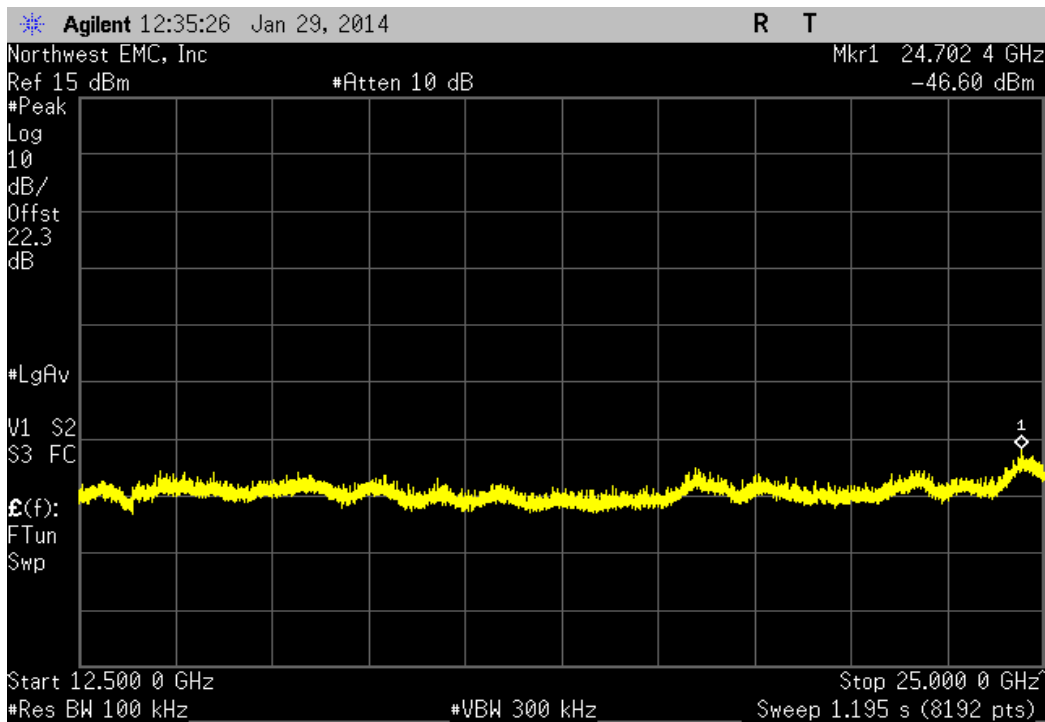
| 2400 MHz - 2483.5 MHz Band, 802.11(g) 36 Mbps, Low Channel 1, 2412 MHz | | | |
|--|-------|-------|--------|
| Frequency Range | Value | Limit | Result |
| Fundamental | N/A | N/A | N/A |



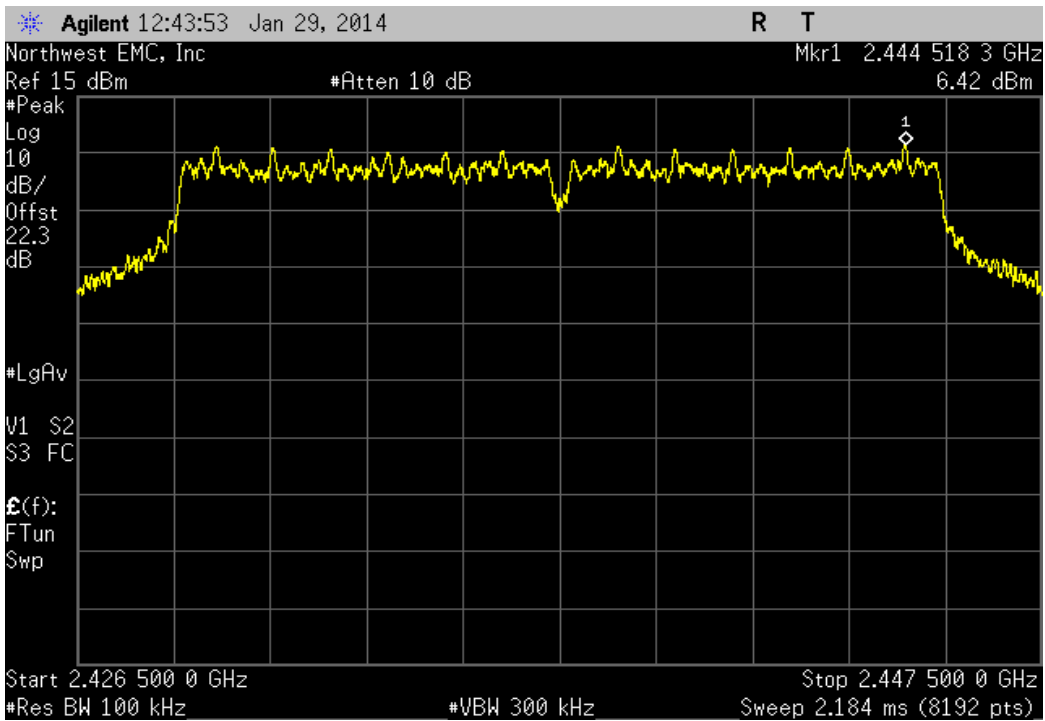
| 2400 MHz - 2483.5 MHz Band, 802.11(g) 36 Mbps, Low Channel 1, 2412 MHz | | | |
|--|------------|-----------|--------|
| Frequency Range | Value | Limit | Result |
| 30 MHz - 12.5 GHz | -46.34 dBc | ≤ -20 dBc | Pass |



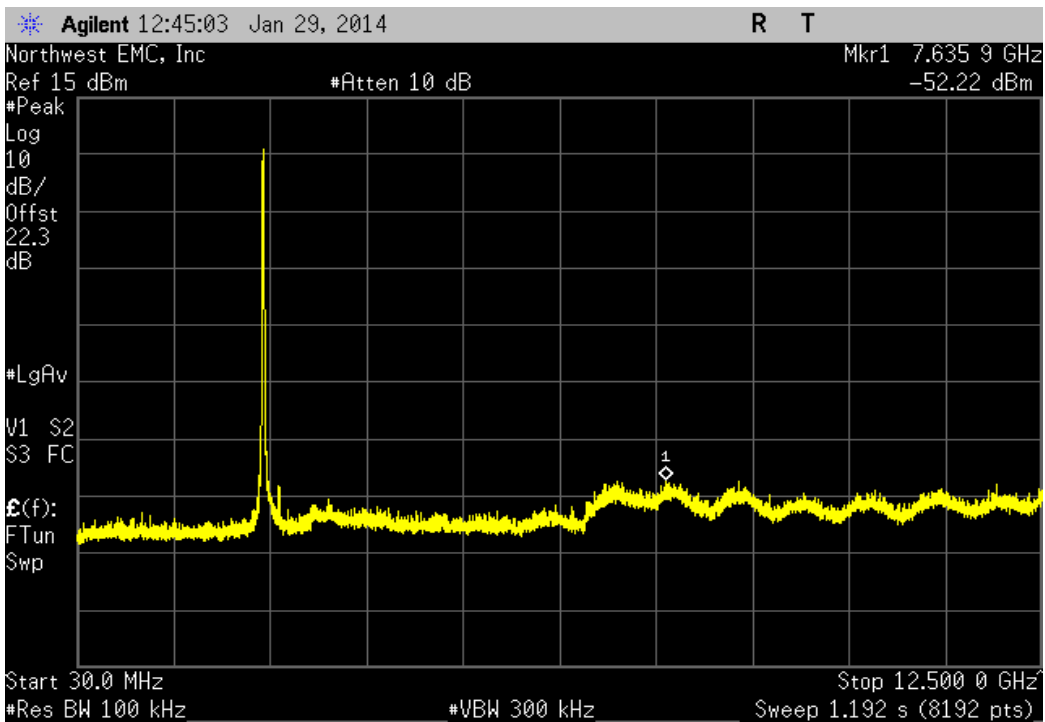
| 2400 MHz - 2483.5 MHz Band, 802.11(g) 36 Mbps, Low Channel 1, 2412 MHz | | | |
|--|------------|-----------|--------|
| Frequency Range | Value | Limit | Result |
| 12.5 GHz - 25 GHz | -52.86 dBc | ≤ -20 dBc | Pass |



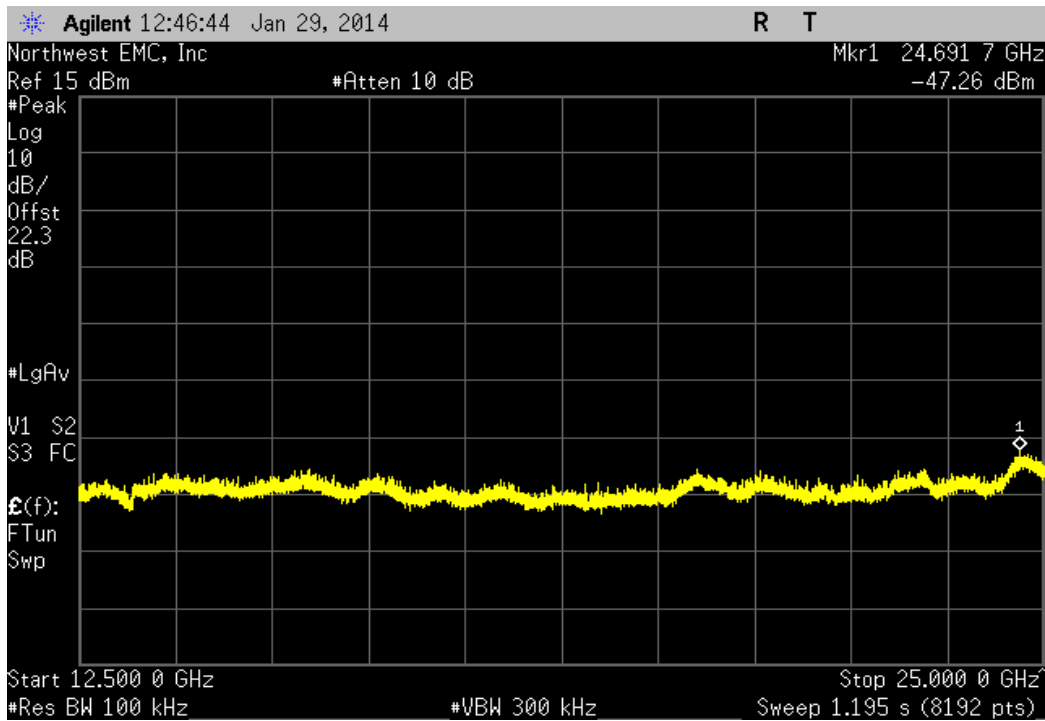
| 2400 MHz - 2483.5 MHz Band, 802.11(g) 36 Mbps, Mid Channel 6, 2437 MHz | | | | |
|--|--|-------|-------|--------|
| Frequency Range | | Value | Limit | Result |
| Fundamental | | N/A | N/A | N/A |



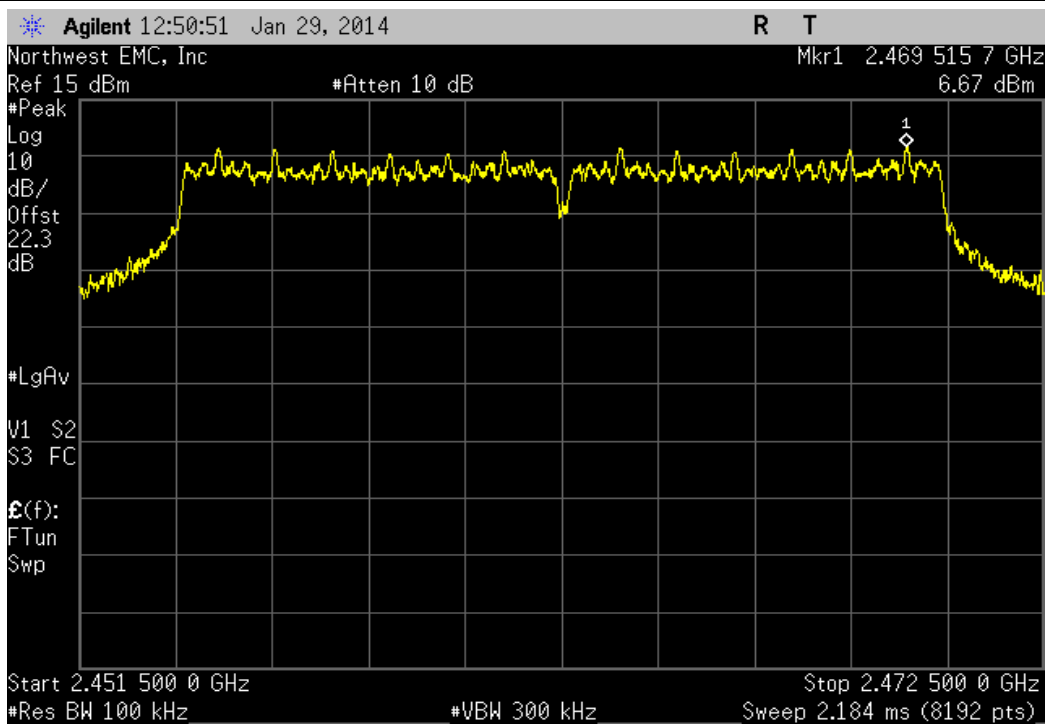
| 2400 MHz - 2483.5 MHz Band, 802.11(g) 36 Mbps, Mid Channel 6, 2437 MHz | | | | |
|--|--|------------|-----------|--------|
| Frequency Range | | Value | Limit | Result |
| 30 MHz - 12.5 GHz | | -58.64 dBc | ≤ -20 dBc | Pass |



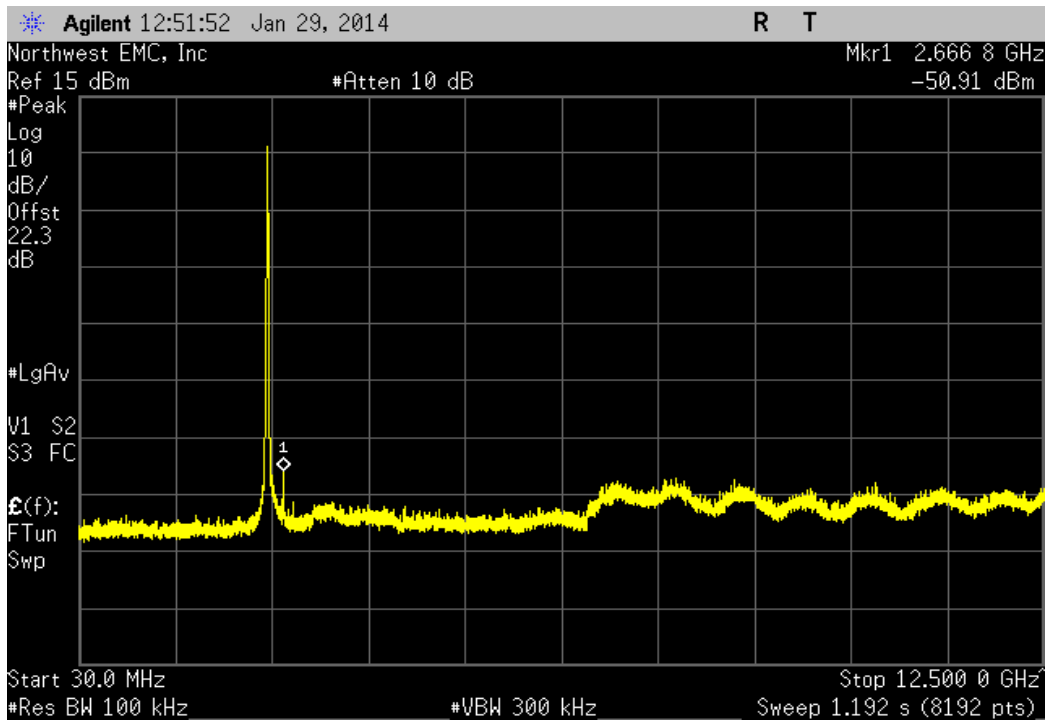
| 2400 MHz - 2483.5 MHz Band, 802.11(g) 36 Mbps, Mid Channel 6, 2437 MHz | | | | |
|--|--|------------|-----------|--------|
| Frequency Range | | Value | Limit | Result |
| 12.5 GHz - 25 GHz | | -53.68 dBc | ≤ -20 dBc | Pass |



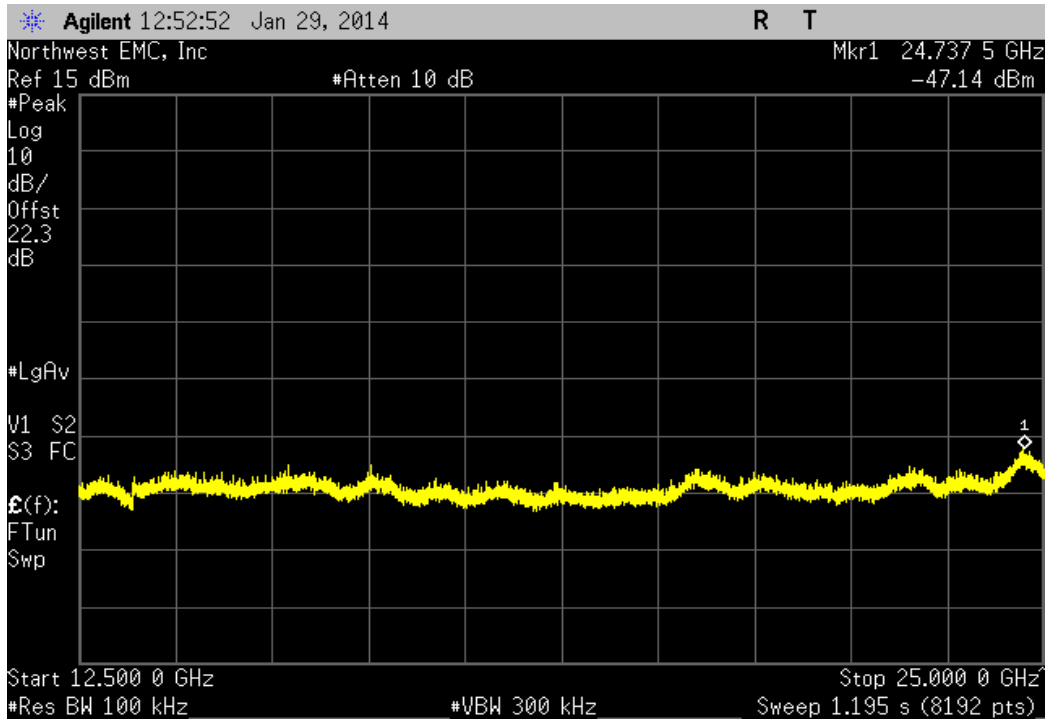
| 2400 MHz - 2483.5 MHz Band, 802.11(g) 36 Mbps, High Channel 11, 2462 MHz | | | | |
|--|--|-------|-------|--------|
| Frequency Range | | Value | Limit | Result |
| Fundamental | | N/A | N/A | N/A |



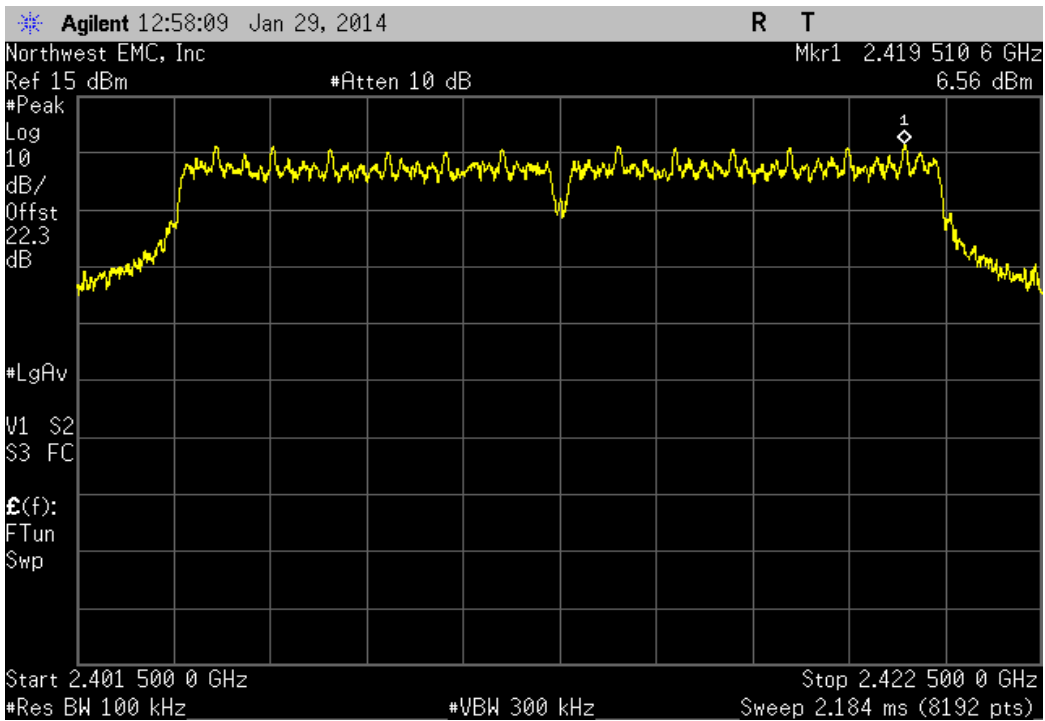
| 2400 MHz - 2483.5 MHz Band, 802.11(g) 36 Mbps, High Channel 11, 2462 MHz | | | | |
|--|--|------------|-----------|--------|
| Frequency Range | | Value | Limit | Result |
| 30 MHz - 12.5 GHz | | -57.58 dBc | ≤ -20 dBc | Pass |



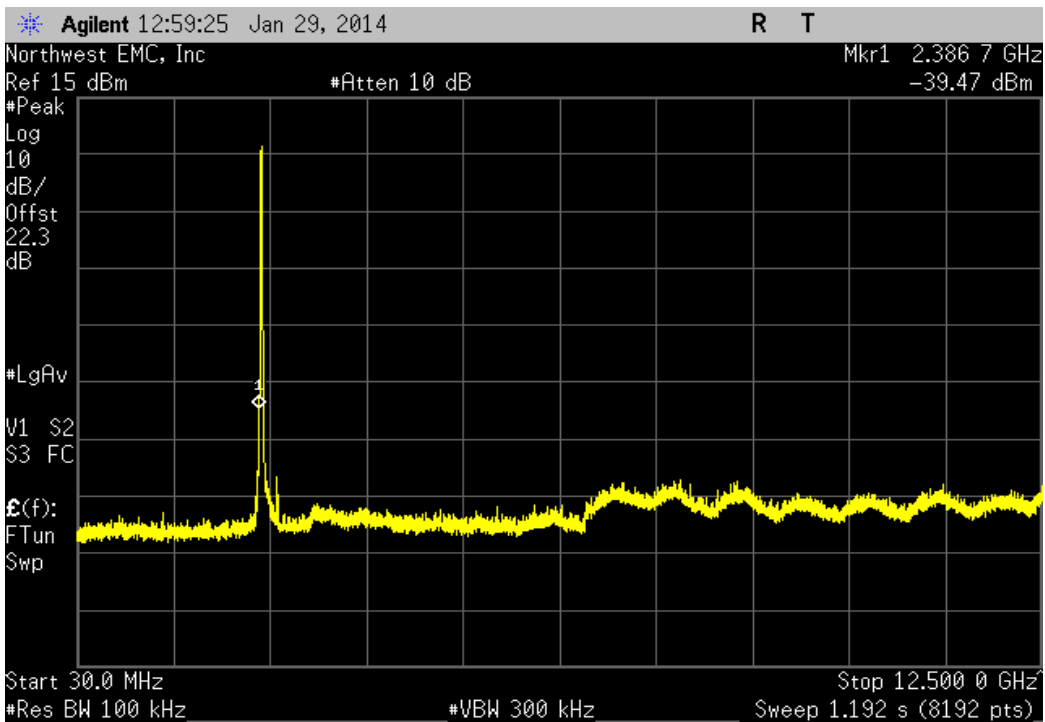
| 2400 MHz - 2483.5 MHz Band, 802.11(g) 36 Mbps, High Channel 11, 2462 MHz | | | | |
|--|--|------------|-----------|--------|
| Frequency Range | | Value | Limit | Result |
| 12.5 GHz - 25 GHz | | -53.81 dBc | ≤ -20 dBc | Pass |



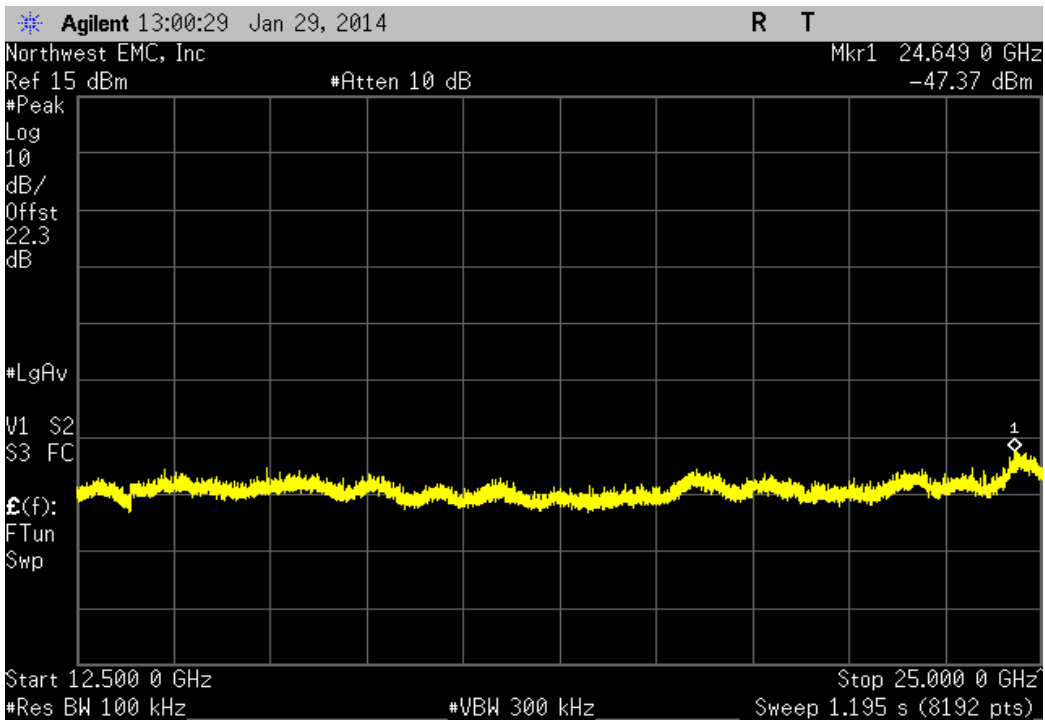
| 2400 MHz - 2483.5 MHz Band, 802.11(g) 54 Mbps, Low Channel 1, 2412 MHz | | | | |
|--|--|-------|-------|--------|
| Frequency Range | | Value | Limit | Result |
| Fundamental | | N/A | N/A | N/A |



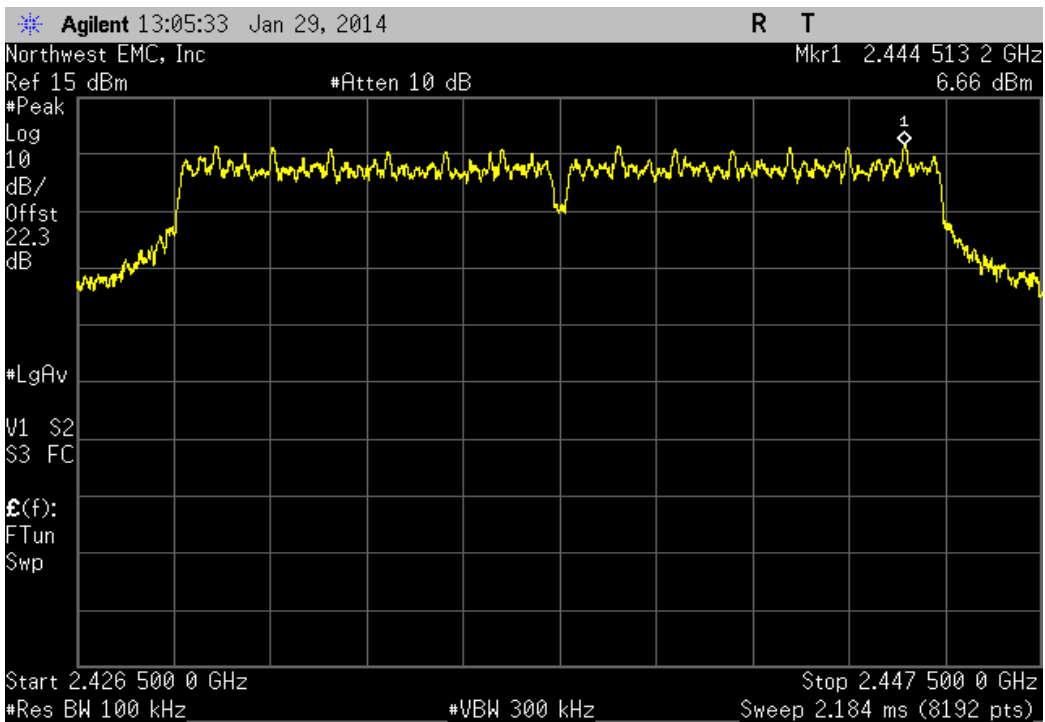
| 2400 MHz - 2483.5 MHz Band, 802.11(g) 54 Mbps, Low Channel 1, 2412 MHz | | | | |
|--|--|------------|-----------|--------|
| Frequency Range | | Value | Limit | Result |
| 30 MHz - 12.5 GHz | | -46.03 dBc | ≤ -20 dBc | Pass |



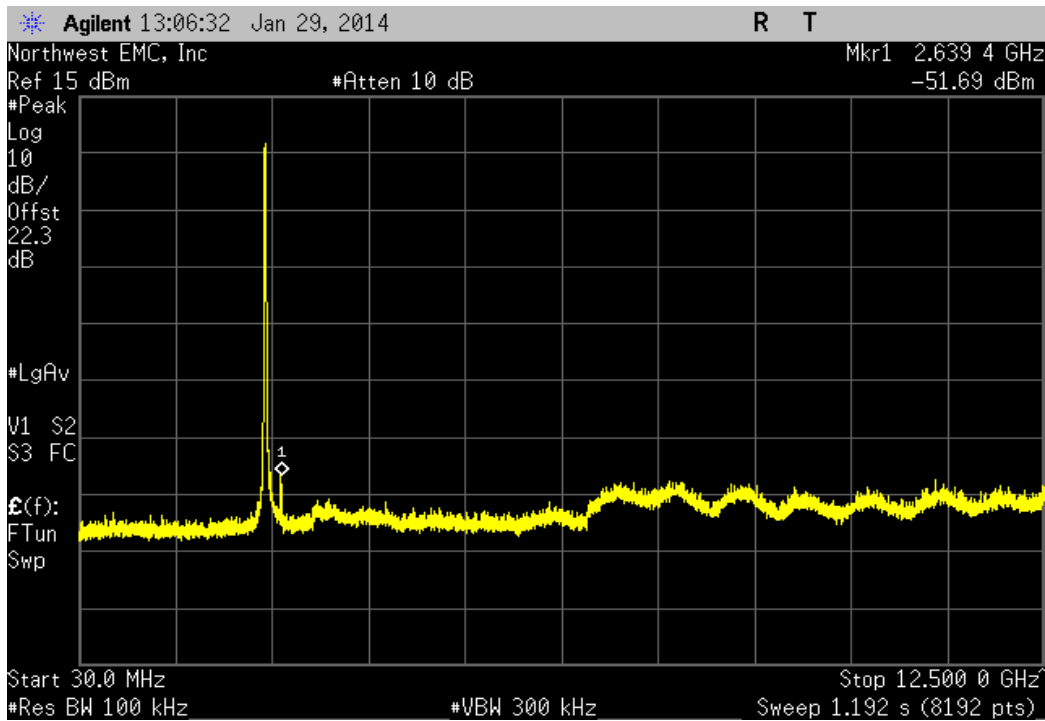
| 2400 MHz - 2483.5 MHz Band, 802.11(g) 54 Mbps, Low Channel 1, 2412 MHz | | | |
|--|------------|-----------|--------|
| Frequency Range | Value | Limit | Result |
| 12.5 GHz - 25 GHz | -53.93 dBc | ≤ -20 dBc | Pass |



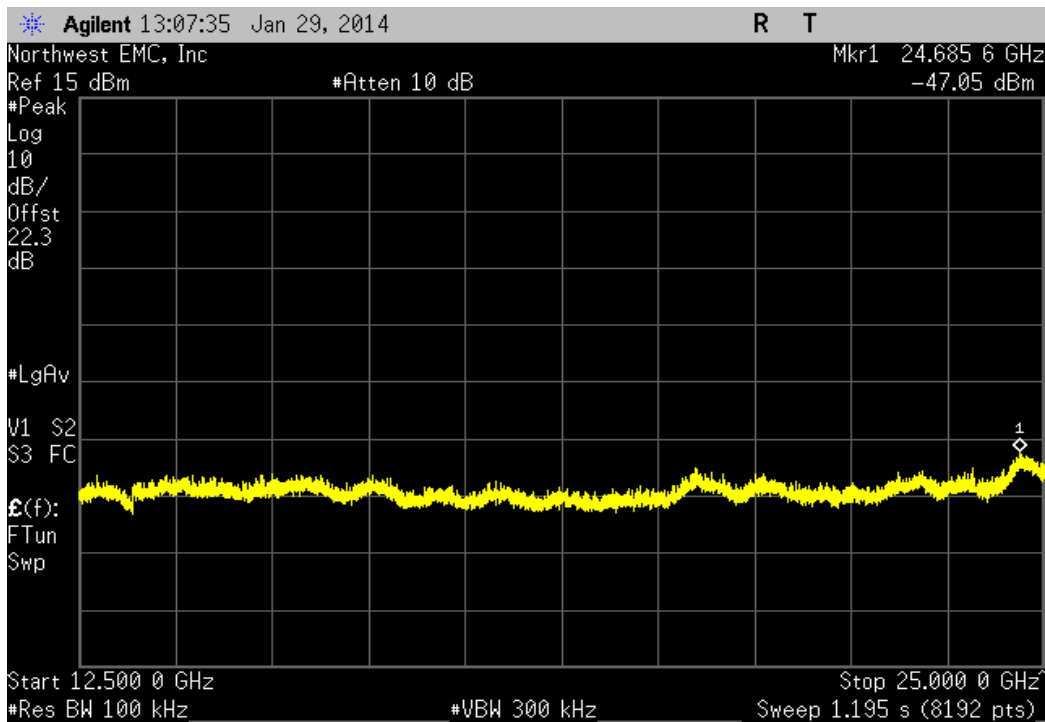
| 2400 MHz - 2483.5 MHz Band, 802.11(g) 54 Mbps, Mid Channel 6, 2437 MHz | | | |
|--|-------|-------|--------|
| Frequency Range | Value | Limit | Result |
| Fundamental | N/A | N/A | N/A |



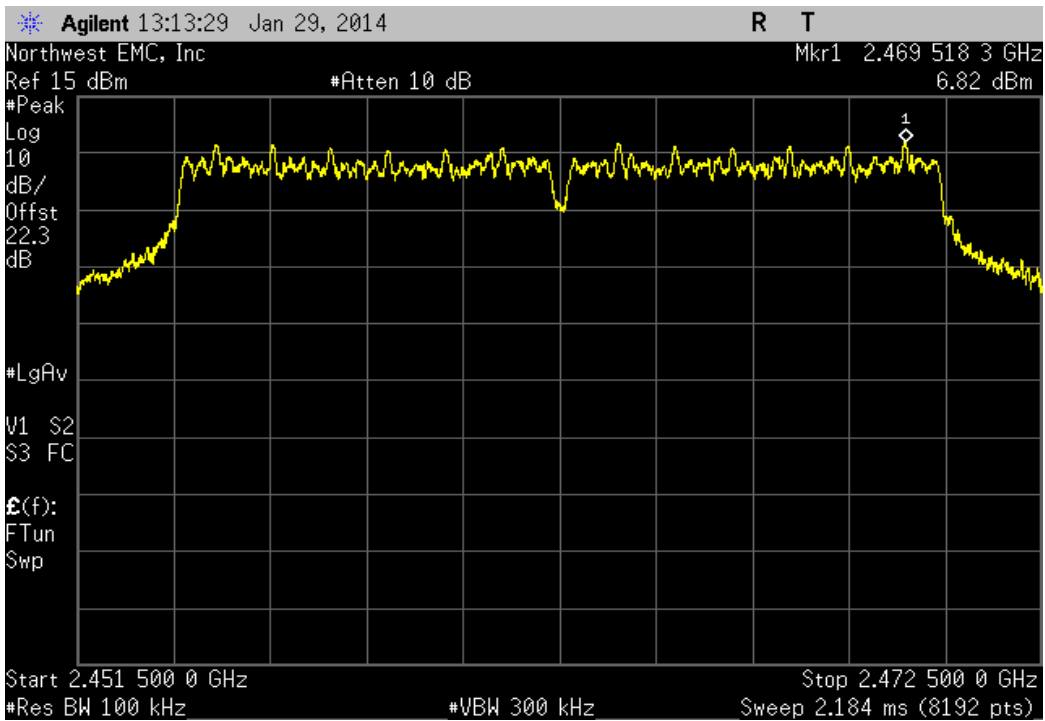
| 2400 MHz - 2483.5 MHz Band, 802.11(g) 54 Mbps, Mid Channel 6, 2437 MHz | | | |
|--|------------|-----------|--------|
| Frequency Range | Value | Limit | Result |
| 30 MHz - 12.5 GHz | -58.35 dBc | ≤ -20 dBc | Pass |



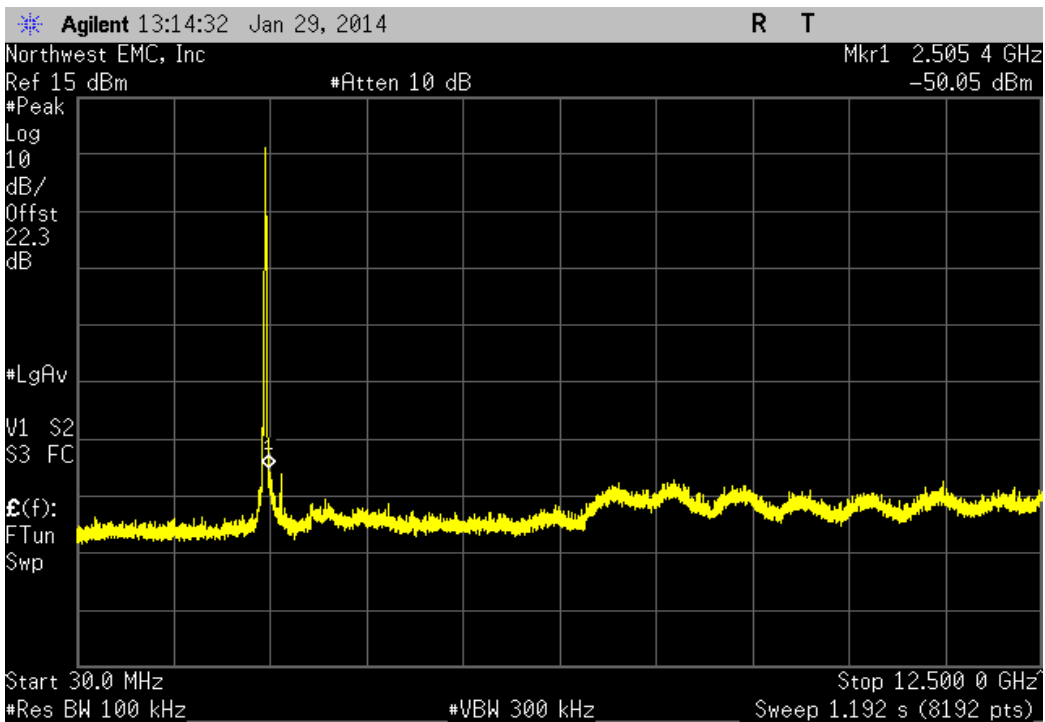
| 2400 MHz - 2483.5 MHz Band, 802.11(g) 54 Mbps, Mid Channel 6, 2437 MHz | | | |
|--|------------|-----------|--------|
| Frequency Range | Value | Limit | Result |
| 12.5 GHz - 25 GHz | -53.71 dBc | ≤ -20 dBc | Pass |



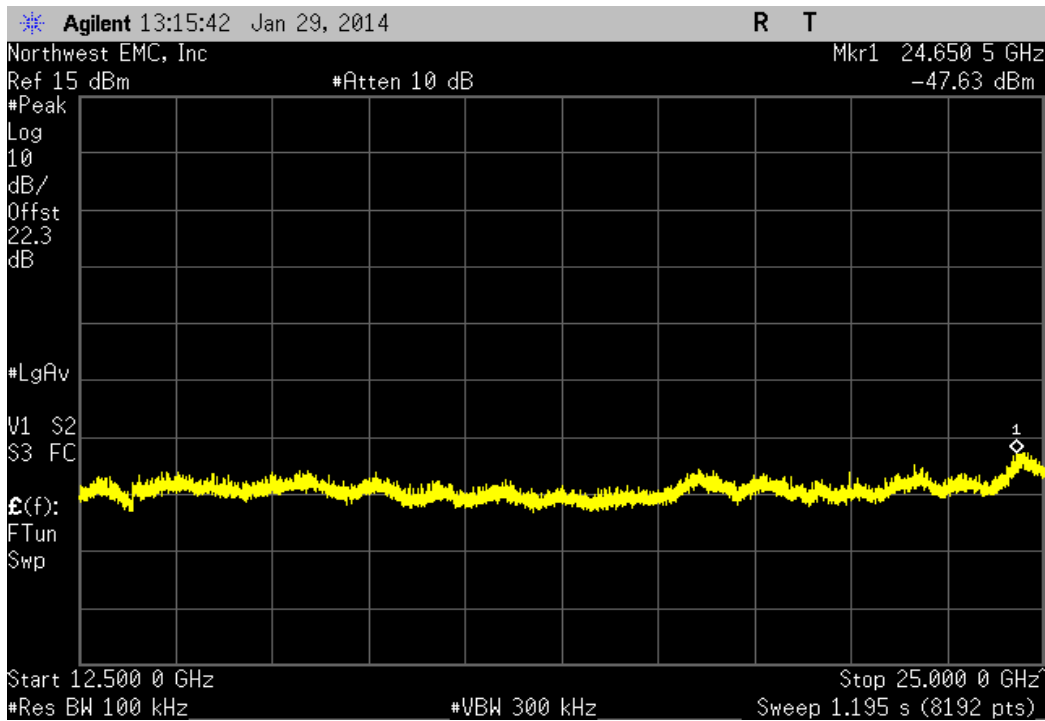
| 2400 MHz - 2483.5 MHz Band, 802.11(g) 54 Mbps, High Channel 11, 2462 MHz | | | | |
|--|--|-------|-------|--------|
| Frequency Range | | Value | Limit | Result |
| Fundamental | | N/A | N/A | N/A |



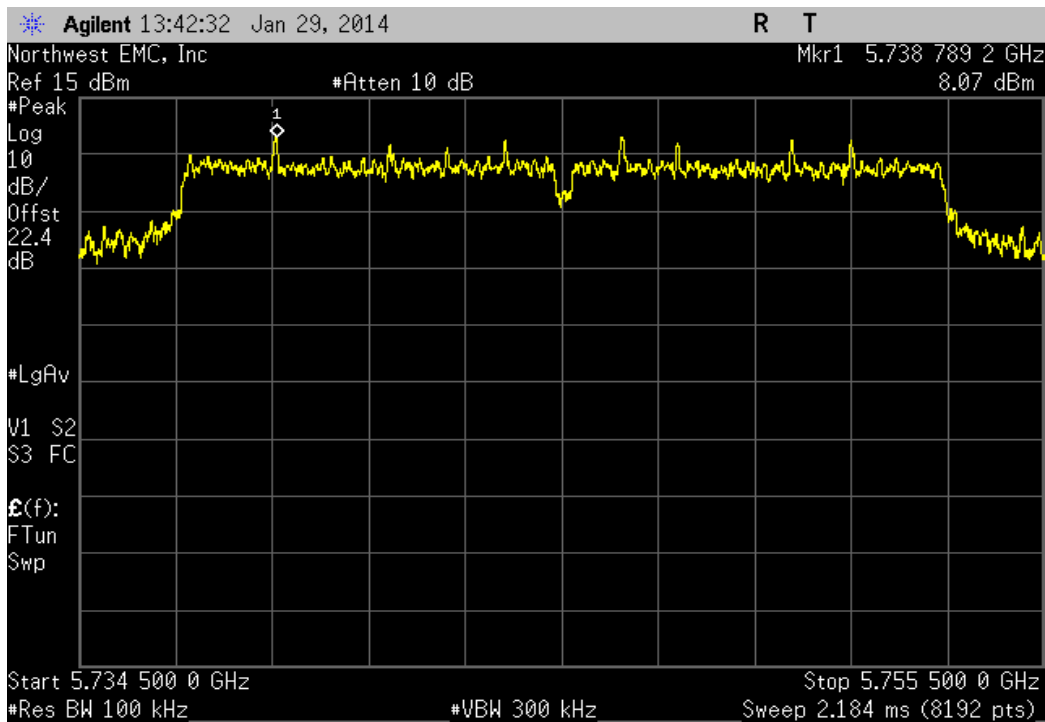
| 2400 MHz - 2483.5 MHz Band, 802.11(g) 54 Mbps, High Channel 11, 2462 MHz | | | | |
|--|--|------------|-----------|--------|
| Frequency Range | | Value | Limit | Result |
| 30 MHz - 12.5 GHz | | -56.87 dBc | ≤ -20 dBc | Pass |



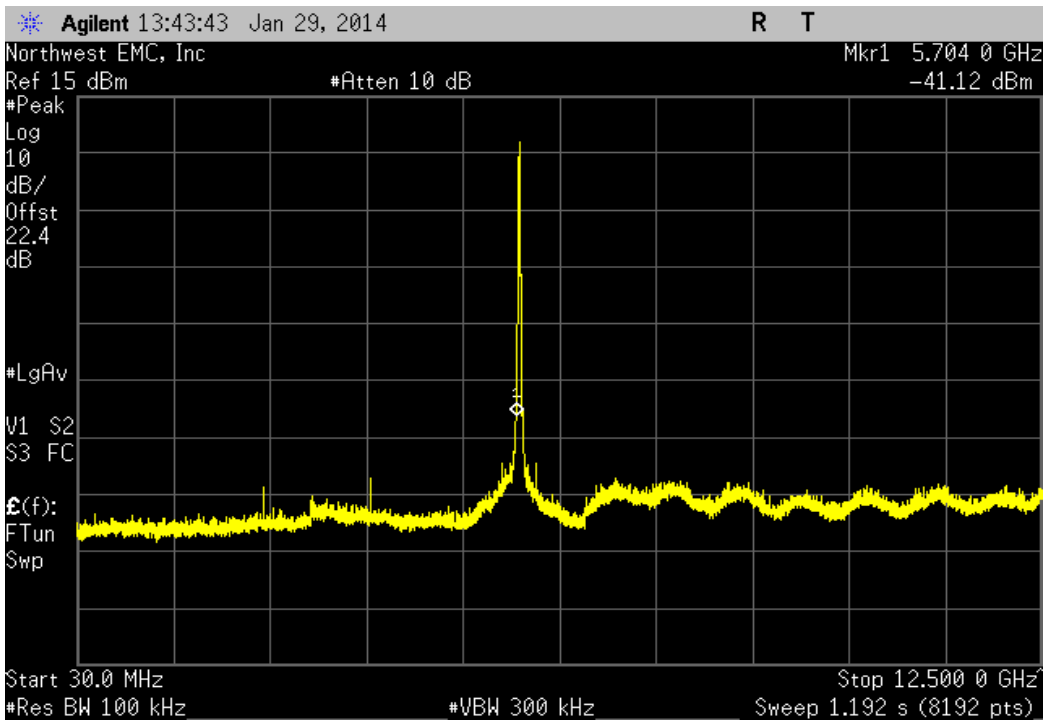
| 2400 MHz - 2483.5 MHz Band, 802.11(g) 54 Mbps, High Channel 11, 2462 MHz | | | | |
|--|--|------------|-----------|--------|
| Frequency Range | | Value | Limit | Result |
| 12.5 GHz - 25 GHz | | -54.45 dBc | ≤ -20 dBc | Pass |



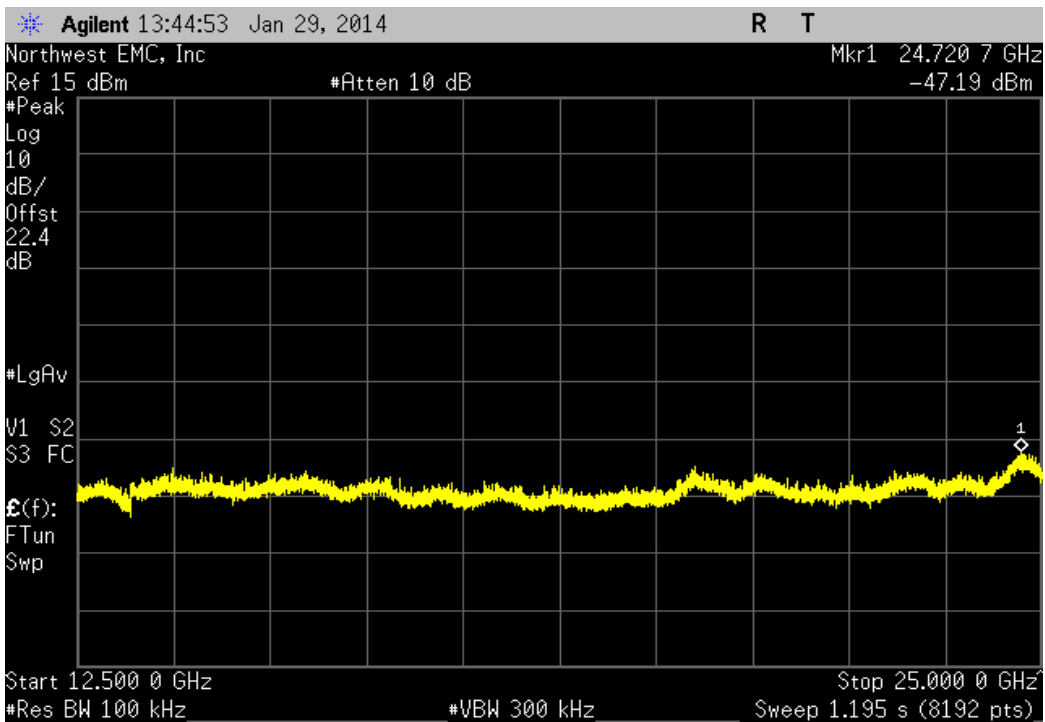
| 5725 MHz - 5850 MHz Band, 802.11(a) 6 Mbps, Low Channel 149, 5745 MHz | | | | |
|---|--|-------|-------|--------|
| Frequency Range | | Value | Limit | Result |
| Fundamental | | N/A | N/A | N/A |



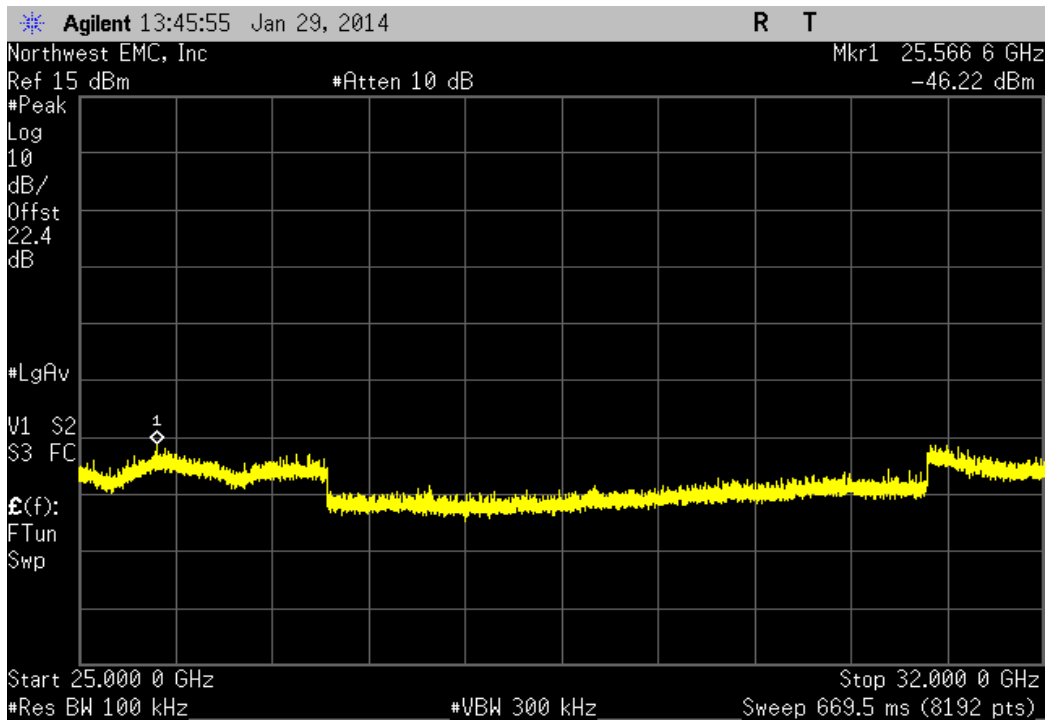
| 5725 MHz - 5850 MHz Band, 802.11(a) 6 Mbps, Low Channel 149, 5745 MHz | | | |
|---|-----------|-----------|--------|
| Frequency Range | Value | Limit | Result |
| 30 MHz - 12.5 GHz | -49.2 dBc | ≤ -20 dBc | Pass |



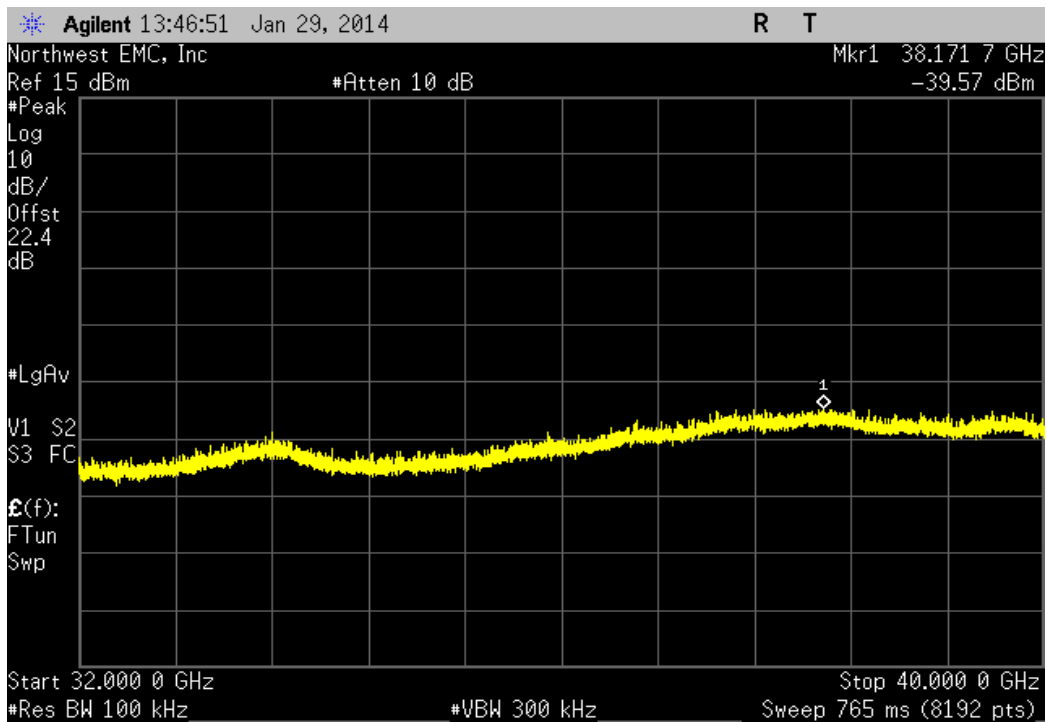
| 5725 MHz - 5850 MHz Band, 802.11(a) 6 Mbps, Low Channel 149, 5745 MHz | | | |
|---|------------|-----------|--------|
| Frequency Range | Value | Limit | Result |
| 12.5 GHz - 25 GHz | -55.27 dBc | ≤ -20 dBc | Pass |



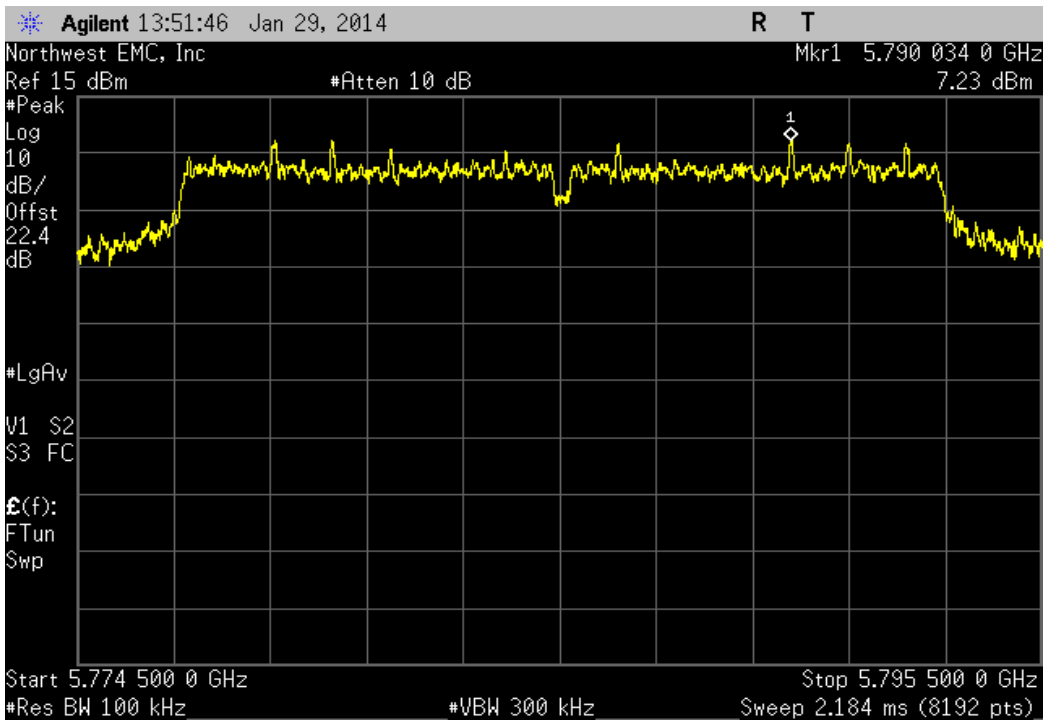
| 5725 MHz - 5850 MHz Band, 802.11(a) 6 Mbps, Low Channel 149, 5745 MHz | | | | |
|---|--|------------|-----------|--------|
| Frequency Range | | Value | Limit | Result |
| 25 GHz - 32 GHz | | -54.29 dBc | ≤ -20 dBc | Pass |



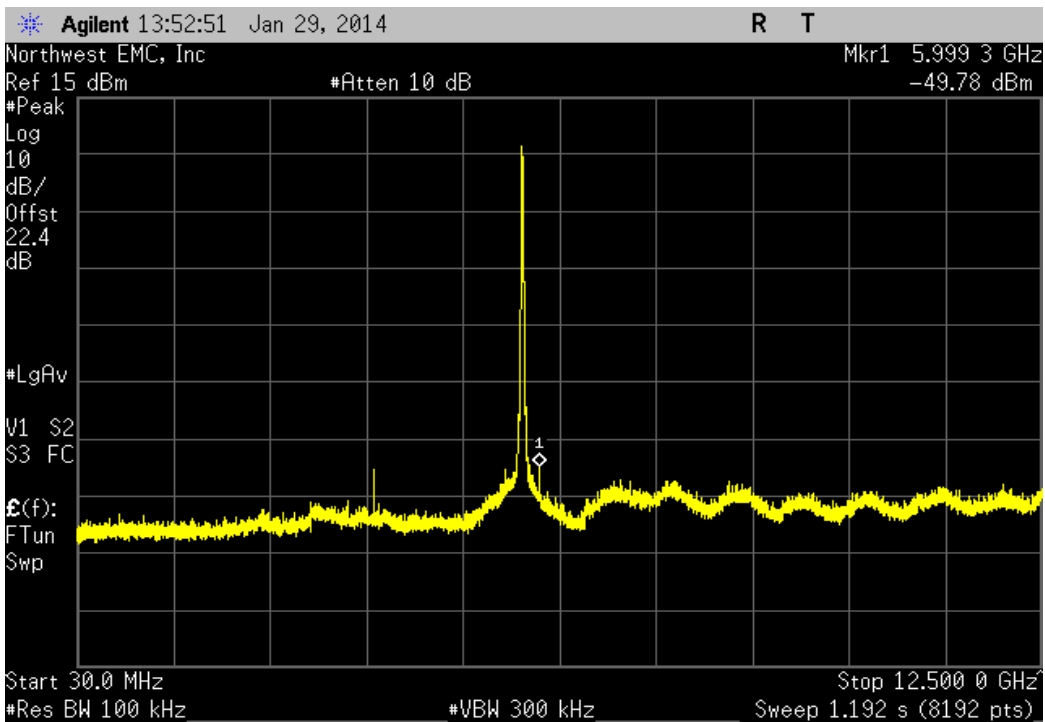
| 5725 MHz - 5850 MHz Band, 802.11(a) 6 Mbps, Low Channel 149, 5745 MHz | | | | |
|---|--|------------|-----------|--------|
| Frequency Range | | Value | Limit | Result |
| 32 GHz - 40 GHz | | -47.64 dBc | ≤ -20 dBc | Pass |



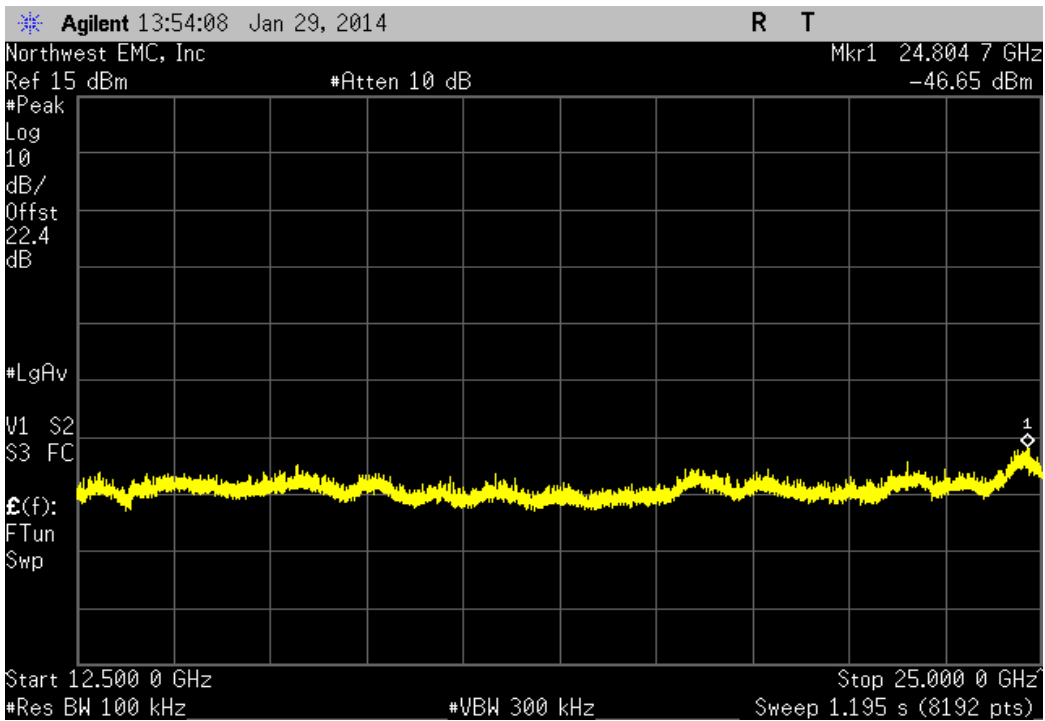
| 5725 MHz - 5850 MHz Band, 802.11(a) 6 Mbps, Mid Channel 157, 5785 MHz | | | | |
|---|--|-------|-------|--------|
| Frequency Range | | Value | Limit | Result |
| Fundamental | | N/A | N/A | N/A |



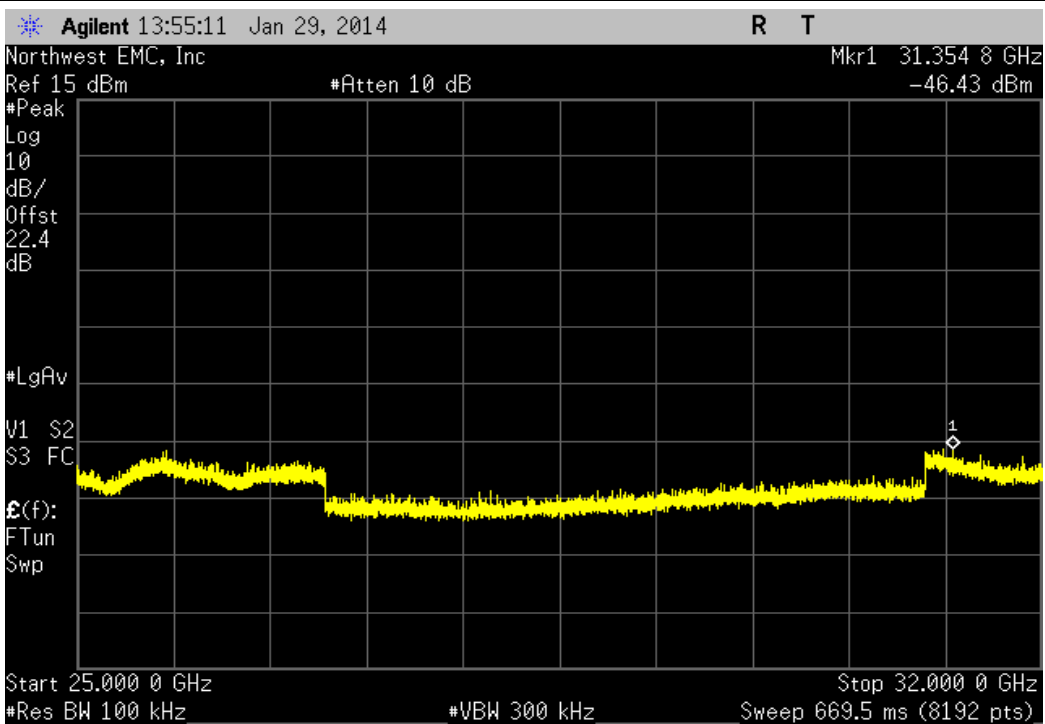
| 5725 MHz - 5850 MHz Band, 802.11(a) 6 Mbps, Mid Channel 157, 5785 MHz | | | | |
|---|--|------------|-----------|--------|
| Frequency Range | | Value | Limit | Result |
| 30 MHz - 12.5 GHz | | -57.01 dBc | ≤ -20 dBc | Pass |



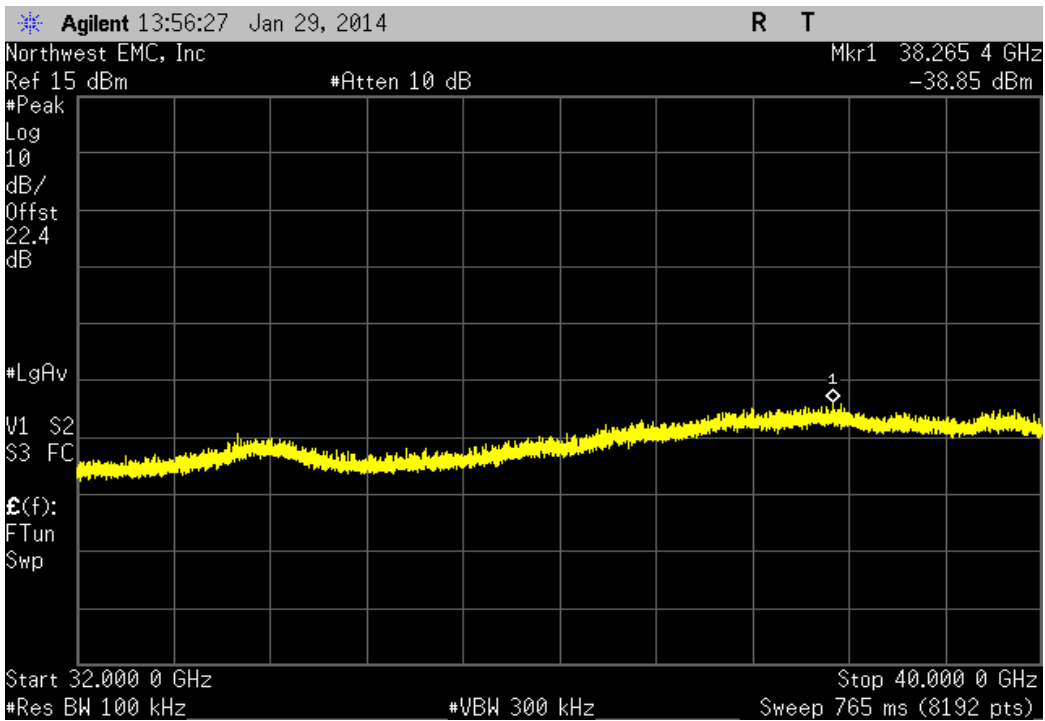
| 5725 MHz - 5850 MHz Band, 802.11(a) 6 Mbps, Mid Channel 157, 5785 MHz | | | |
|---|------------|-----------|--------|
| Frequency Range | Value | Limit | Result |
| 12.5 GHz - 25 GHz | -53.88 dBc | ≤ -20 dBc | Pass |



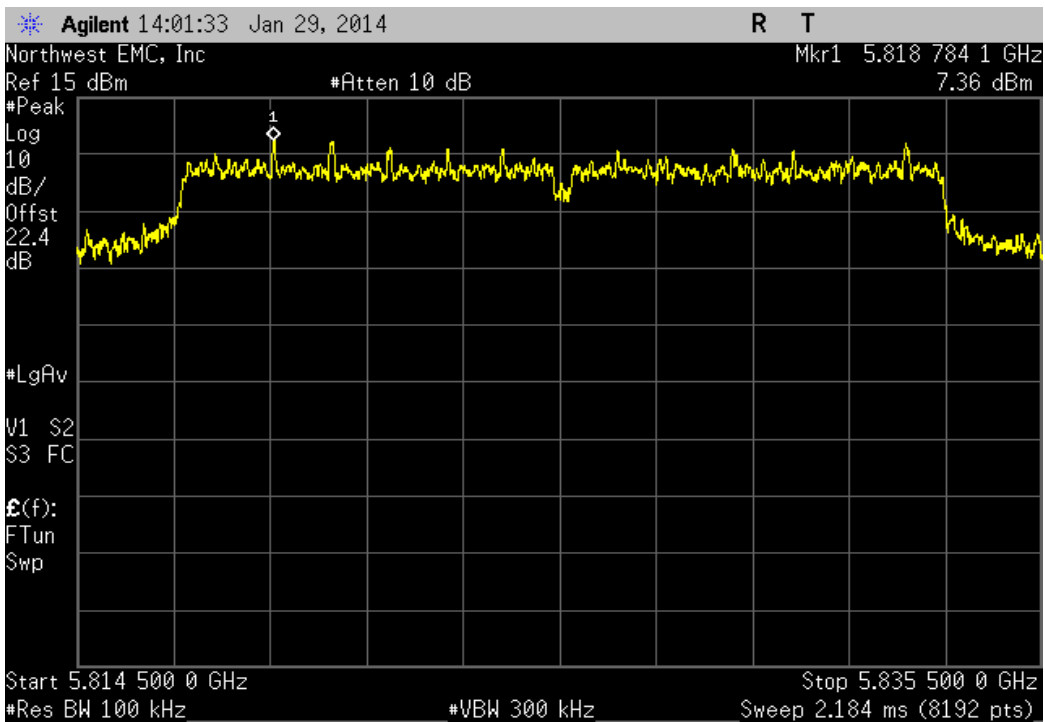
| 5725 MHz - 5850 MHz Band, 802.11(a) 6 Mbps, Mid Channel 157, 5785 MHz | | | |
|---|------------|-----------|--------|
| Frequency Range | Value | Limit | Result |
| 25 GHz - 32 GHz | -53.66 dBc | ≤ -20 dBc | Pass |



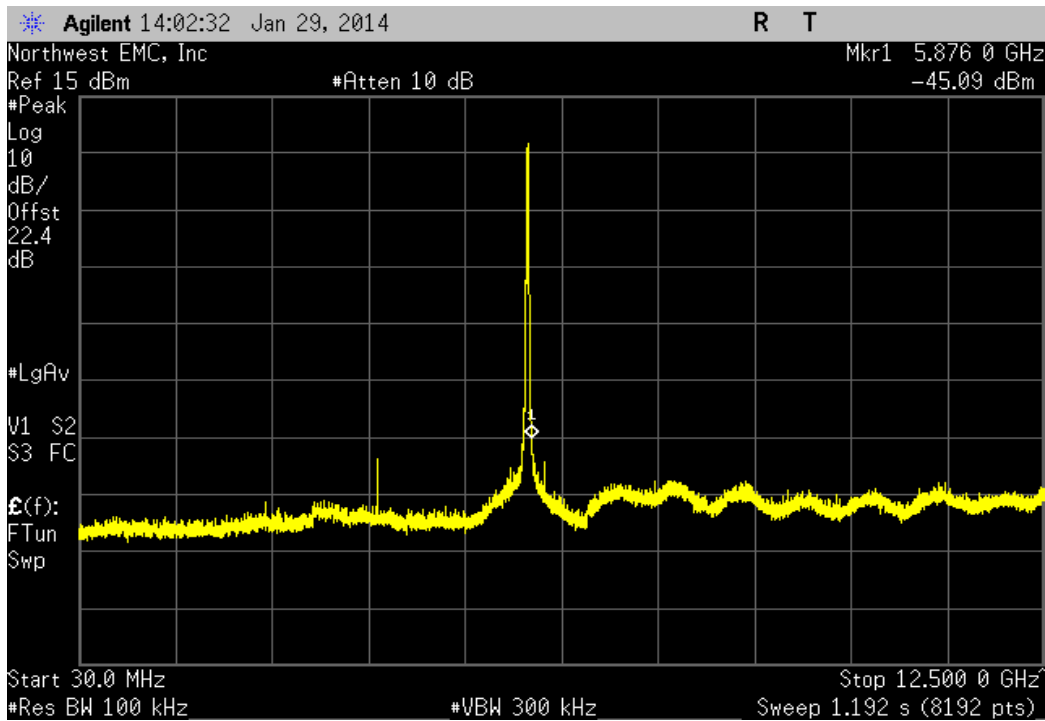
| 5725 MHz - 5850 MHz Band, 802.11(a) 6 Mbps, Mid Channel 157, 5785 MHz | | | | |
|---|--|------------|-----------|--------|
| Frequency Range | | Value | Limit | Result |
| 32 GHz - 40 GHz | | -46.08 dBc | ≤ -20 dBc | Pass |



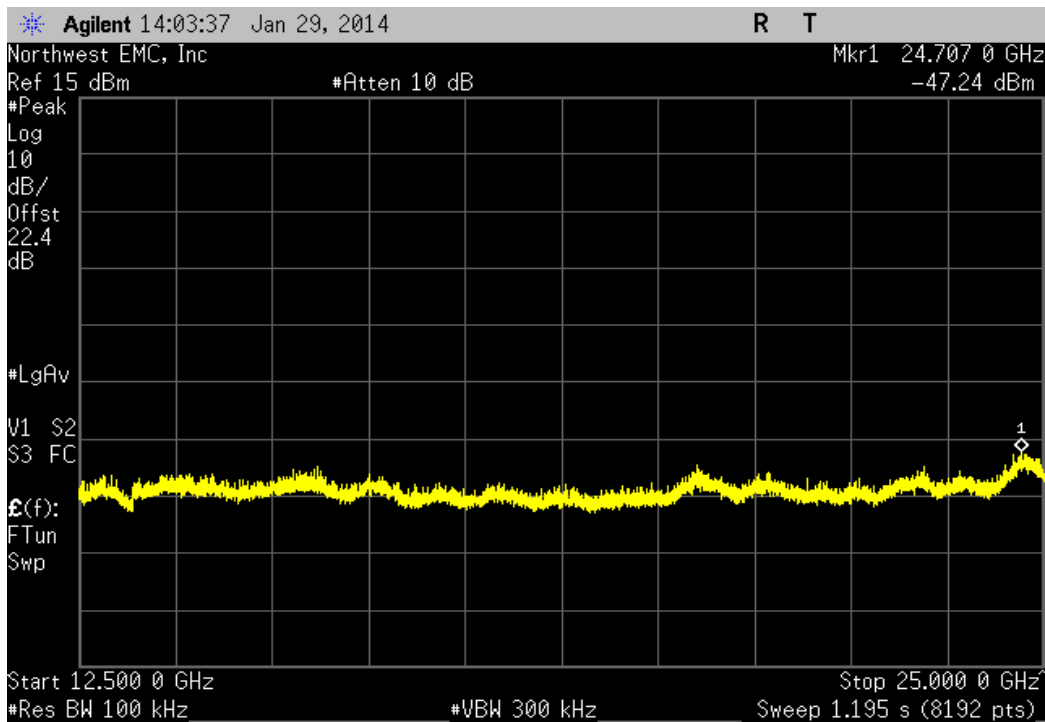
| 5725 MHz - 5850 MHz Band, 802.11(a) 6 Mbps, High Channel 165, 5825 MHz | | | | |
|--|--|-------|-------|--------|
| Frequency Range | | Value | Limit | Result |
| Fundamental | | N/A | N/A | N/A |



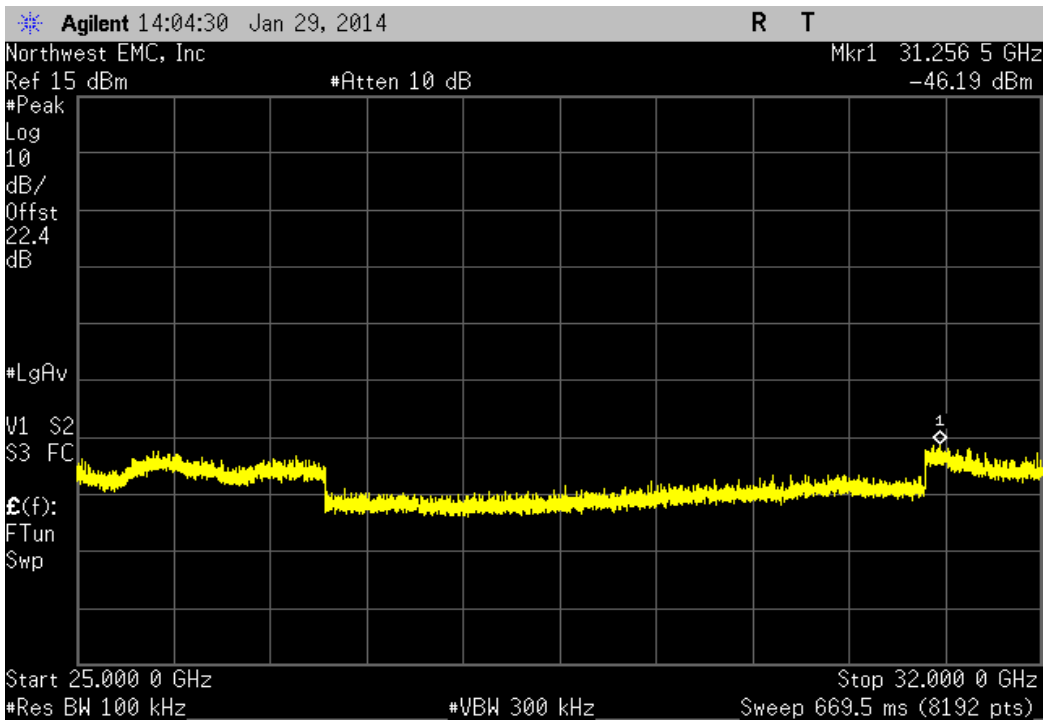
| 5725 MHz - 5850 MHz Band, 802.11(a) 6 Mbps, High Channel 165, 5825 MHz | | | |
|--|------------|-----------|--------|
| Frequency Range | Value | Limit | Result |
| 30 MHz - 12.5 GHz | -52.45 dBc | ≤ -20 dBc | Pass |



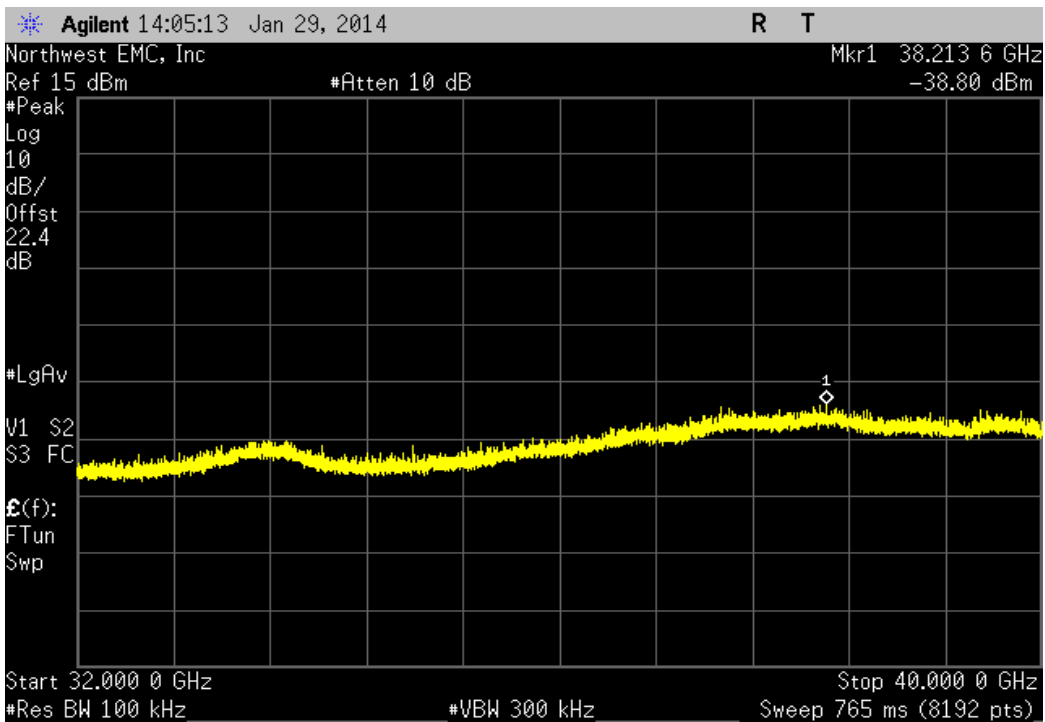
| 5725 MHz - 5850 MHz Band, 802.11(a) 6 Mbps, High Channel 165, 5825 MHz | | | |
|--|-----------|-----------|--------|
| Frequency Range | Value | Limit | Result |
| 12.5 GHz - 25 GHz | -54.6 dBc | ≤ -20 dBc | Pass |



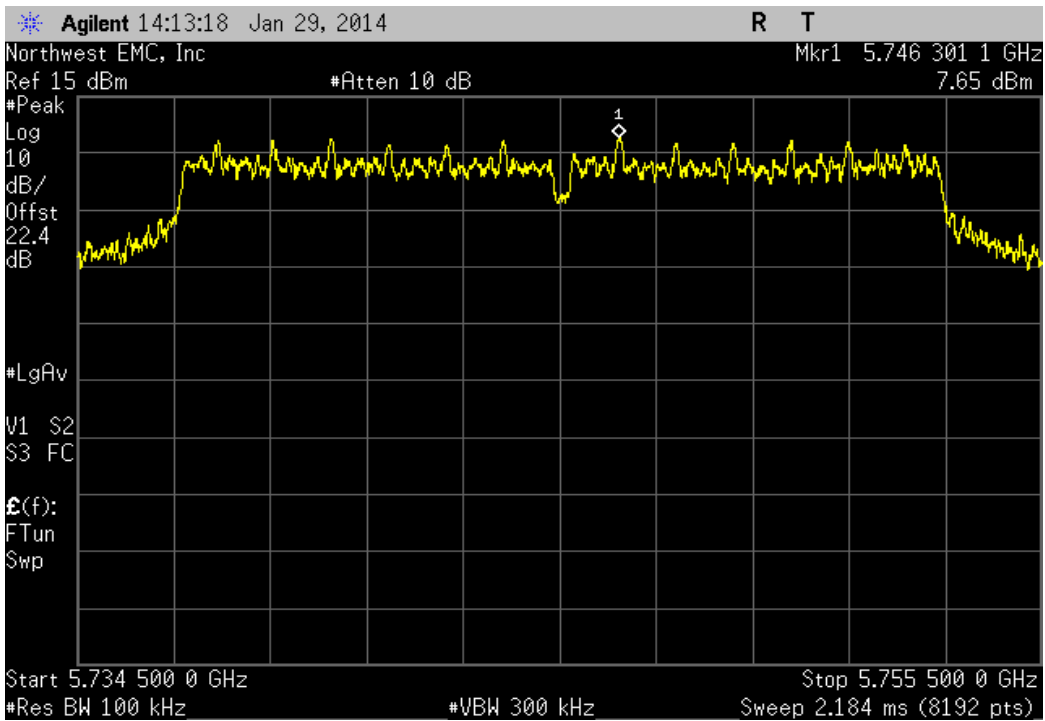
| 5725 MHz - 5850 MHz Band, 802.11(a) 6 Mbps, High Channel 165, 5825 MHz | | | | |
|--|--|------------|-----------|--------|
| Frequency Range | | Value | Limit | Result |
| 25 GHz - 32 GHz | | -53.55 dBc | ≤ -20 dBc | Pass |



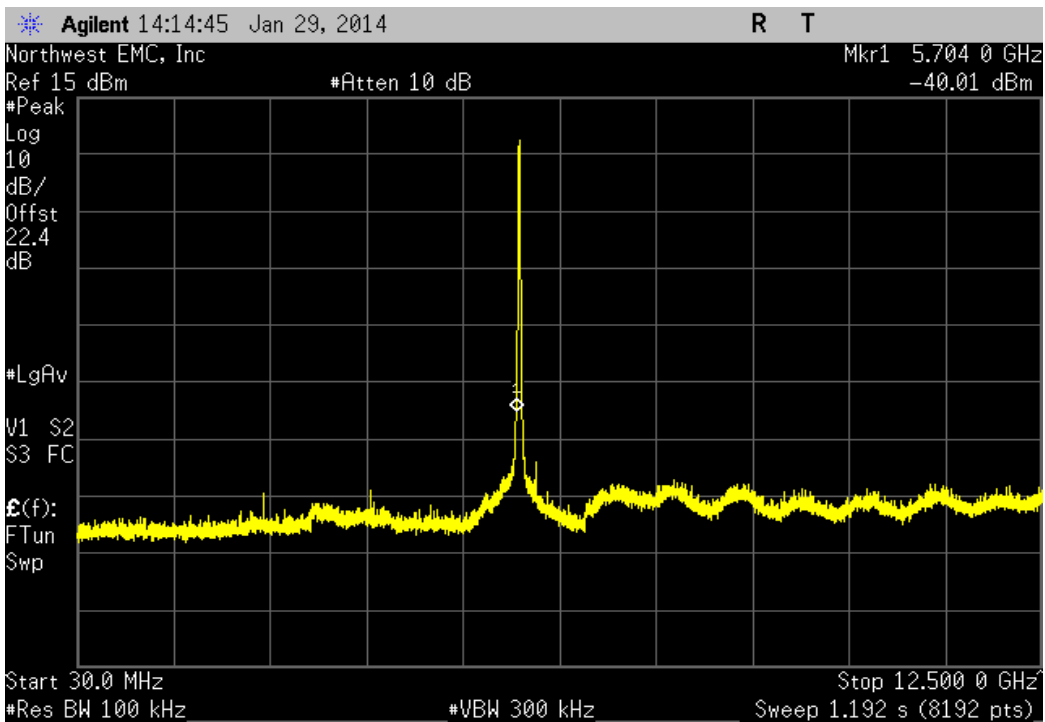
| 5725 MHz - 5850 MHz Band, 802.11(a) 6 Mbps, High Channel 165, 5825 MHz | | | | |
|--|--|------------|-----------|--------|
| Frequency Range | | Value | Limit | Result |
| 32 GHz - 40 GHz | | -46.16 dBc | ≤ -20 dBc | Pass |



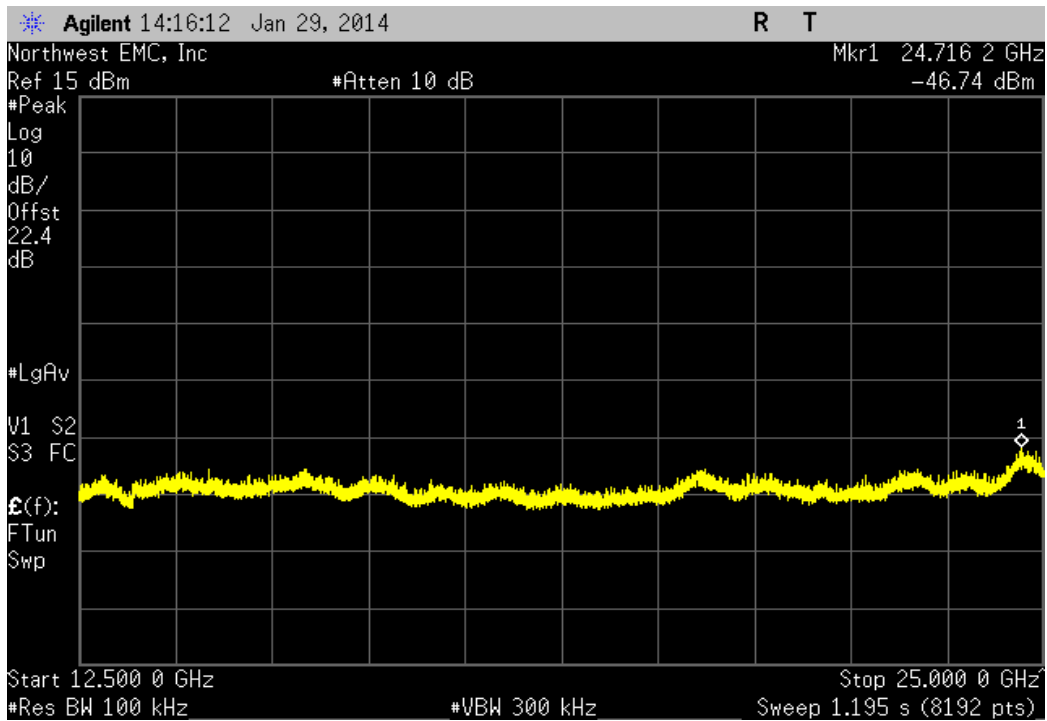
| 5725 MHz - 5850 MHz Band, 802.11(a) 36 Mbps, Low Channel 149, 5745 MHz | | | | |
|--|--|-------|-------|--------|
| Frequency Range | | Value | Limit | Result |
| Fundamental | | N/A | N/A | N/A |



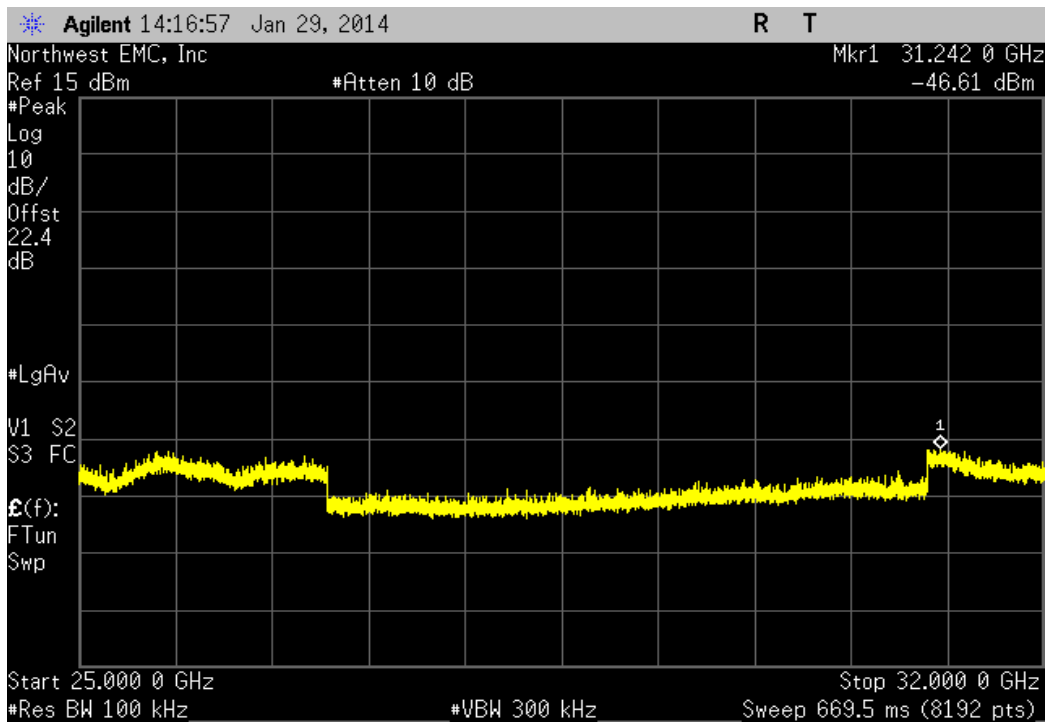
| 5725 MHz - 5850 MHz Band, 802.11(a) 36 Mbps, Low Channel 149, 5745 MHz | | | | |
|--|--|------------|-----------|--------|
| Frequency Range | | Value | Limit | Result |
| 30 MHz - 12.5 GHz | | -47.66 dBc | ≤ -20 dBc | Pass |



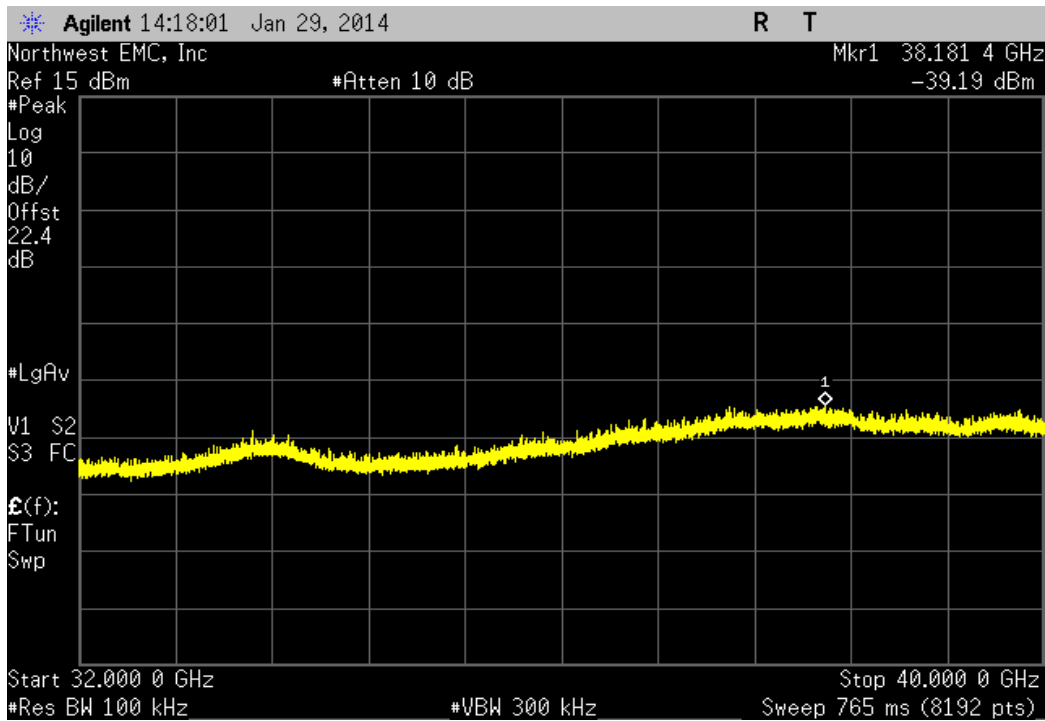
| 5725 MHz - 5850 MHz Band, 802.11(a) 36 Mbps, Low Channel 149, 5745 MHz | | | | |
|--|--|------------|-----------|--------|
| Frequency Range | | Value | Limit | Result |
| 12.5 GHz - 25 GHz | | -54.39 dBc | ≤ -20 dBc | Pass |



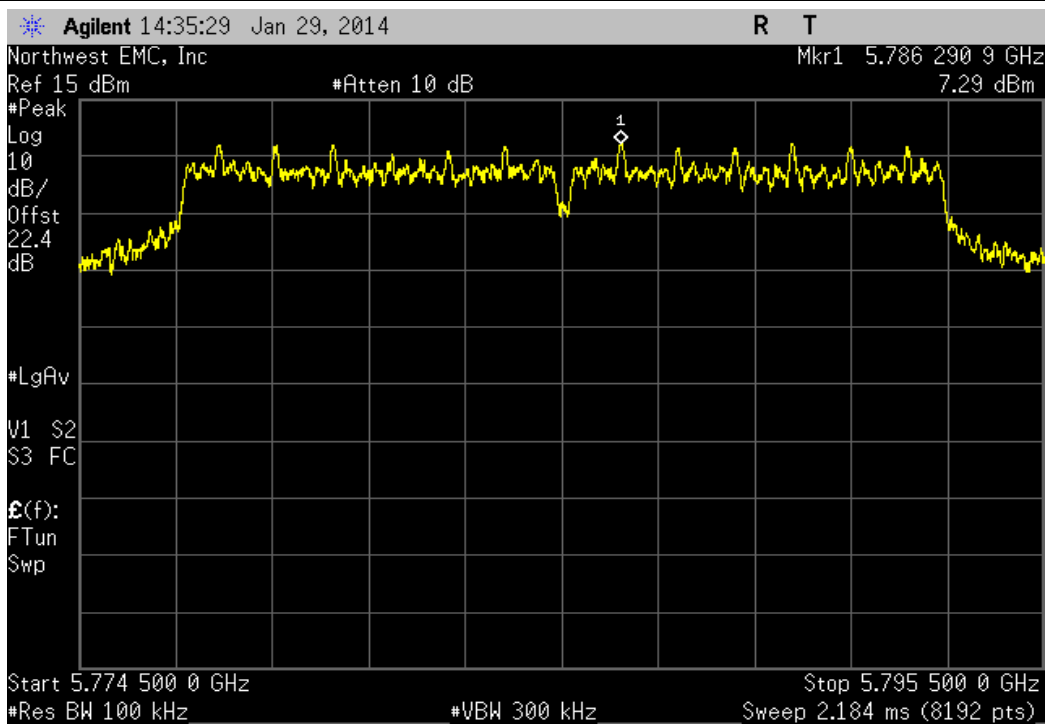
| 5725 MHz - 5850 MHz Band, 802.11(a) 36 Mbps, Low Channel 149, 5745 MHz | | | | |
|--|--|------------|-----------|--------|
| Frequency Range | | Value | Limit | Result |
| 25 GHz - 32 GHz | | -54.26 dBc | ≤ -20 dBc | Pass |



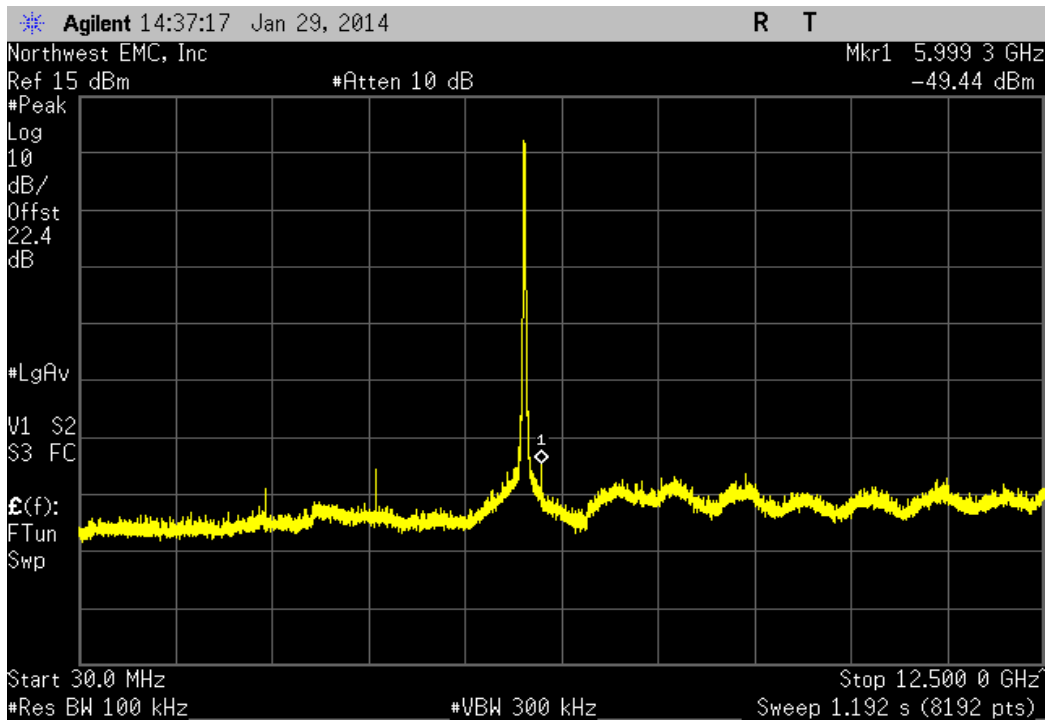
| 5725 MHz - 5850 MHz Band, 802.11(a) 36 Mbps, Low Channel 149, 5745 MHz | | | | |
|--|--|------------|-----------|--------|
| Frequency Range | | Value | Limit | Result |
| 32 GHz - 40 GHz | | -46.84 dBc | ≤ -20 dBc | Pass |



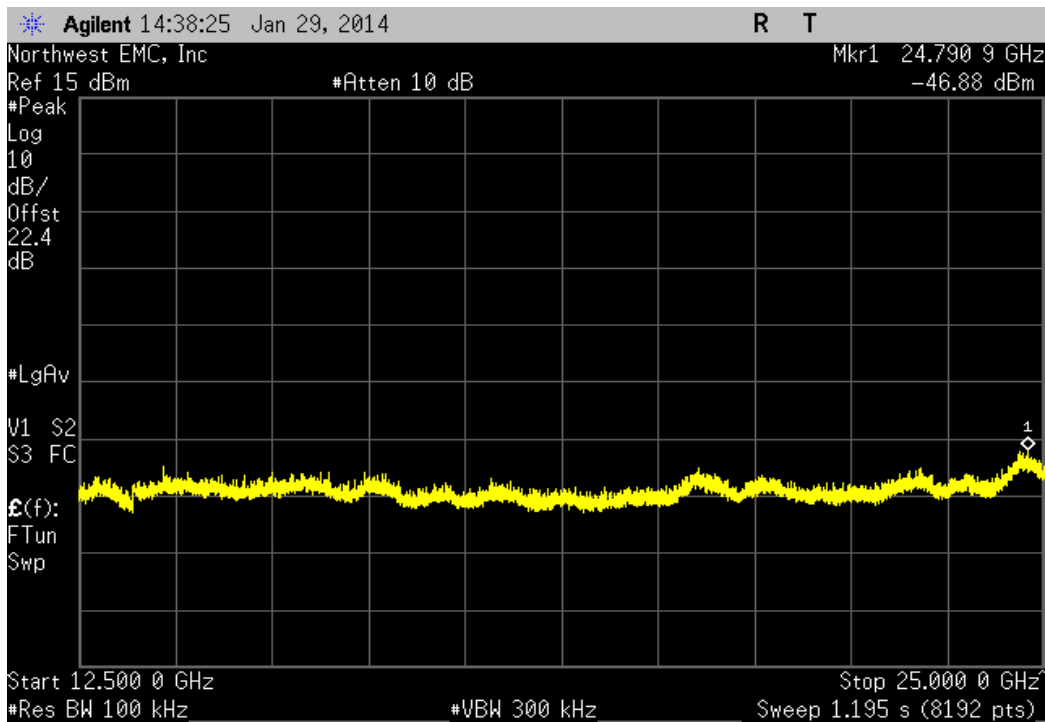
| 5725 MHz - 5850 MHz Band, 802.11(a) 36 Mbps, Mid Channel 157, 5785 MHz | | | | |
|--|--|-------|-------|--------|
| Frequency Range | | Value | Limit | Result |
| Fundamental | | N/A | N/A | N/A |



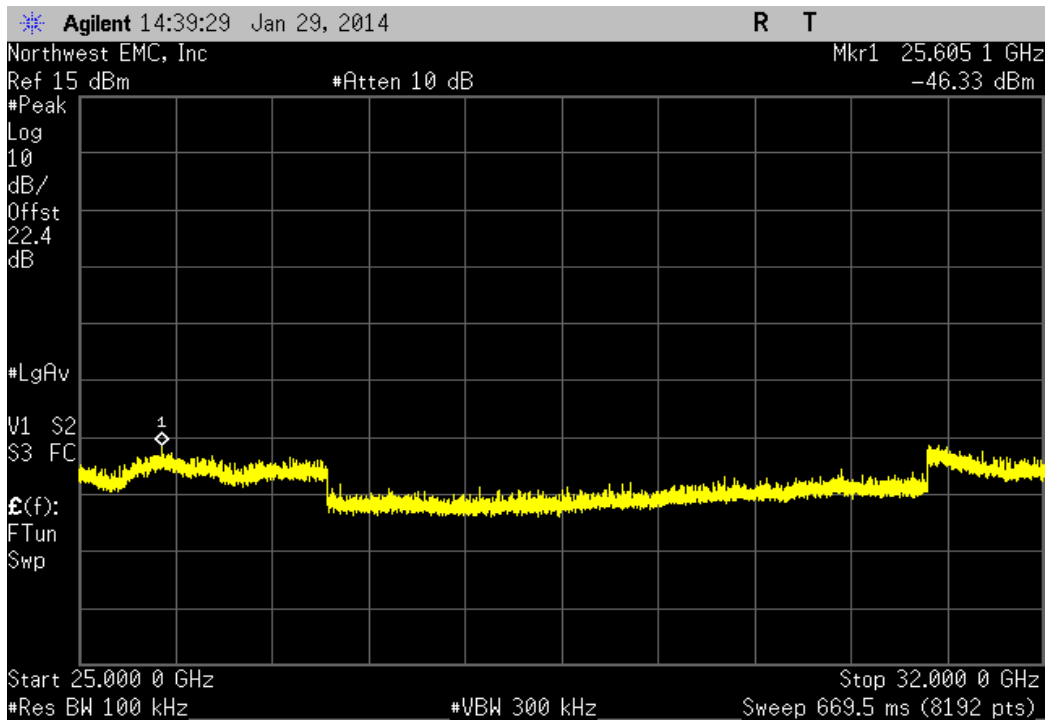
| 5725 MHz - 5850 MHz Band, 802.11(a) 36 Mbps, Mid Channel 157, 5785 MHz | | | |
|--|------------|-----------|--------|
| Frequency Range | Value | Limit | Result |
| 30 MHz - 12.5 GHz | -56.73 dBc | ≤ -20 dBc | Pass |



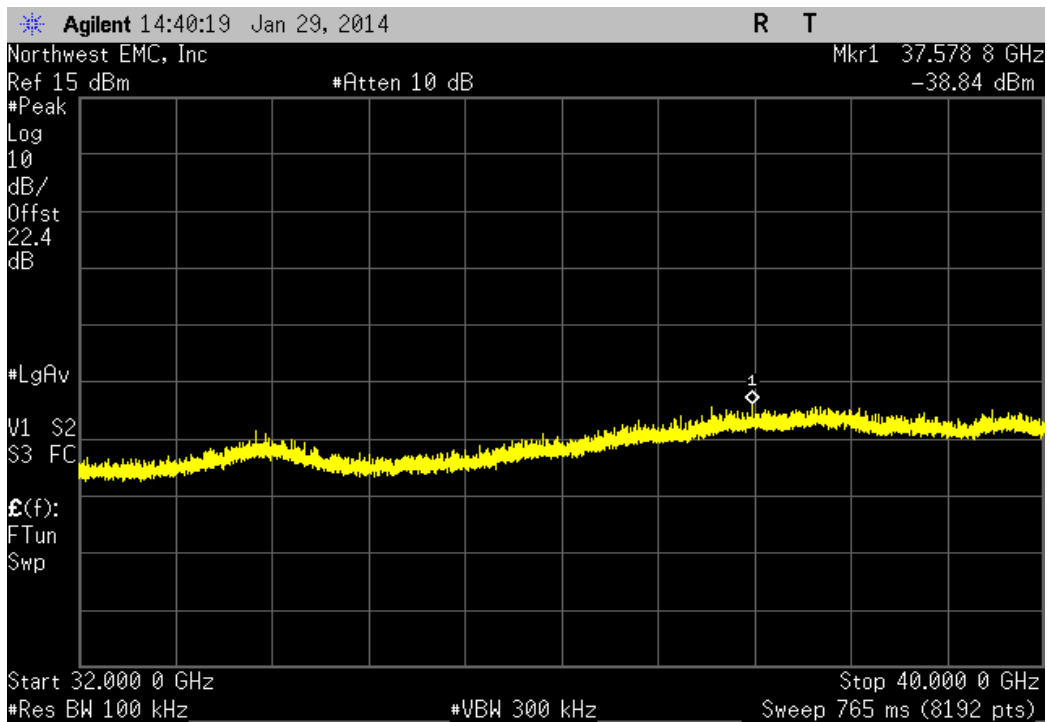
| 5725 MHz - 5850 MHz Band, 802.11(a) 36 Mbps, Mid Channel 157, 5785 MHz | | | |
|--|------------|-----------|--------|
| Frequency Range | Value | Limit | Result |
| 12.5 GHz - 25 GHz | -54.17 dBc | ≤ -20 dBc | Pass |



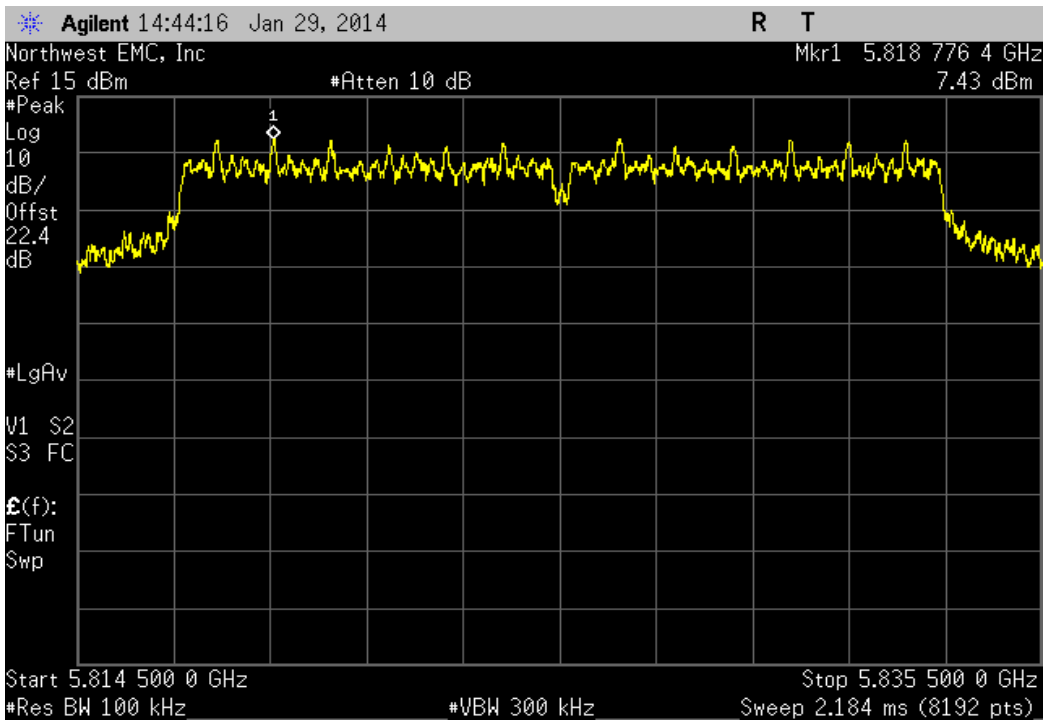
| 5725 MHz - 5850 MHz Band, 802.11(a) 36 Mbps, Mid Channel 157, 5785 MHz | | | | |
|--|--|------------|-----------|--------|
| Frequency Range | | Value | Limit | Result |
| 25 GHz - 32 GHz | | -53.62 dBc | ≤ -20 dBc | Pass |



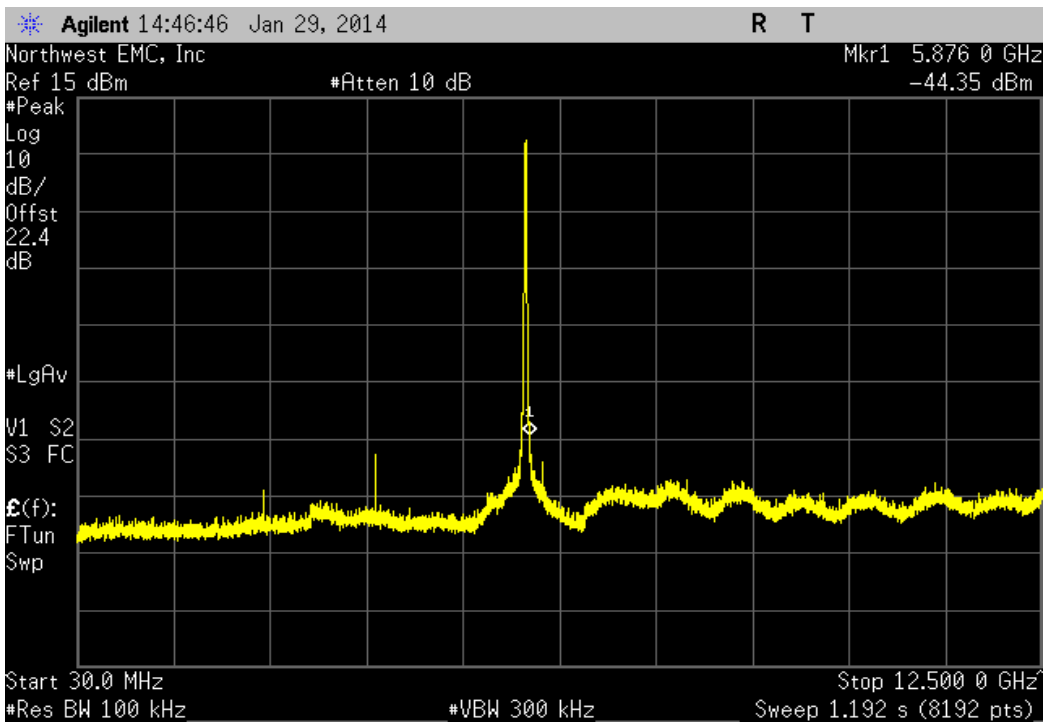
| 5725 MHz - 5850 MHz Band, 802.11(a) 36 Mbps, Mid Channel 157, 5785 MHz | | | | |
|--|--|------------|-----------|--------|
| Frequency Range | | Value | Limit | Result |
| 32 GHz - 40 GHz | | -46.13 dBc | ≤ -20 dBc | Pass |



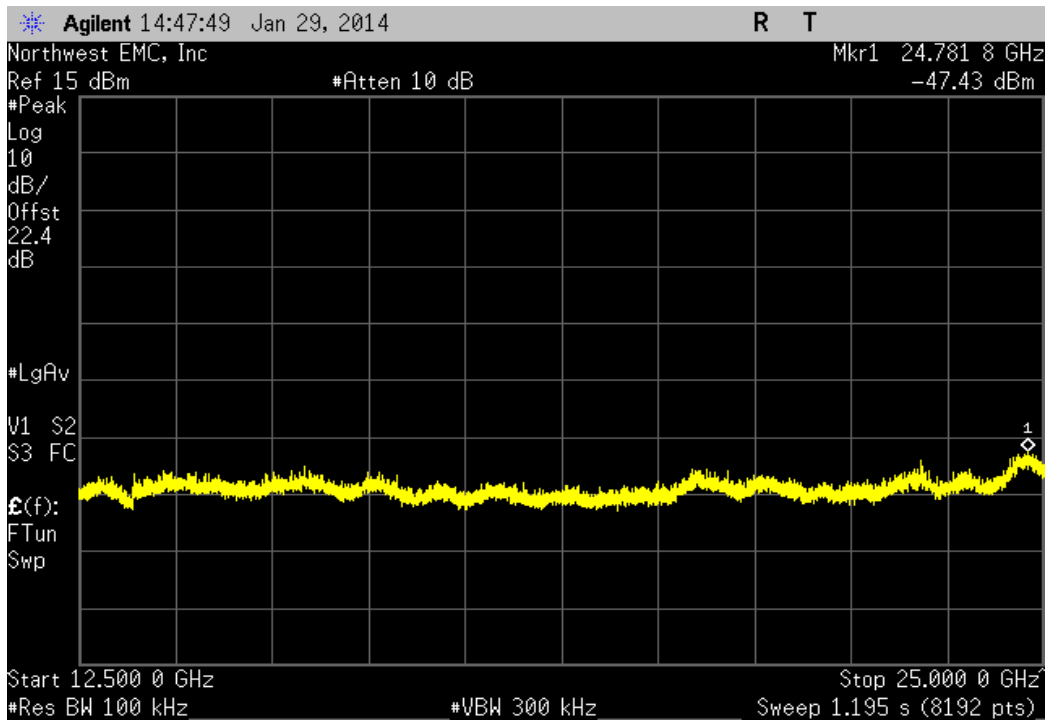
| 5725 MHz - 5850 MHz Band, 802.11(a) 36 Mbps, High Channel 165, 5825 MHz | | | | |
|---|--|-------|-------|--------|
| Frequency Range | | Value | Limit | Result |
| Fundamental | | N/A | N/A | N/A |



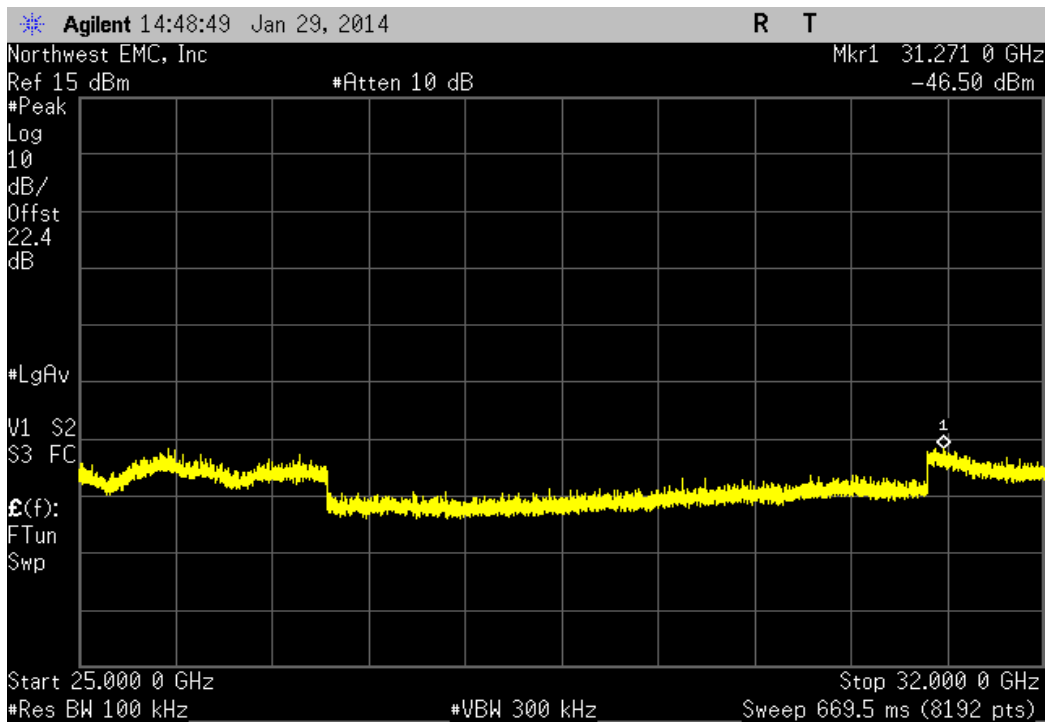
| 5725 MHz - 5850 MHz Band, 802.11(a) 36 Mbps, High Channel 165, 5825 MHz | | | | |
|---|--|------------|-----------|--------|
| Frequency Range | | Value | Limit | Result |
| 30 MHz - 12.5 GHz | | -51.78 dBc | ≤ -20 dBc | Pass |



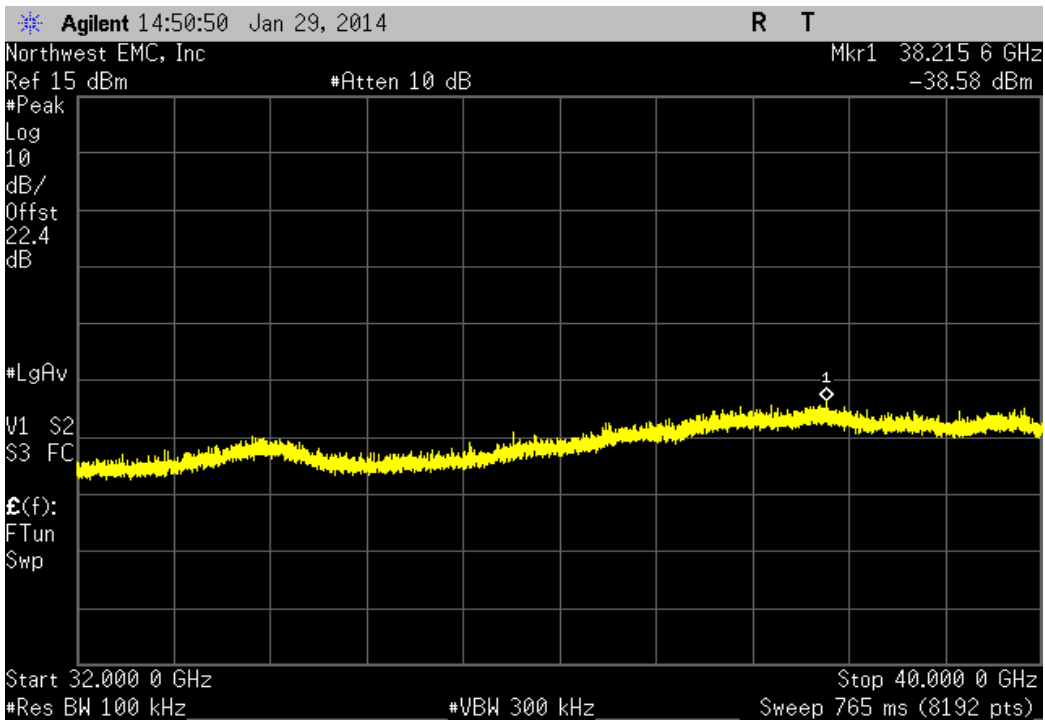
| 5725 MHz - 5850 MHz Band, 802.11(a) 36 Mbps, High Channel 165, 5825 MHz | | | | |
|---|--|------------|-----------|--------|
| Frequency Range | | Value | Limit | Result |
| 12.5 GHz - 25 GHz | | -54.86 dBc | ≤ -20 dBc | Pass |



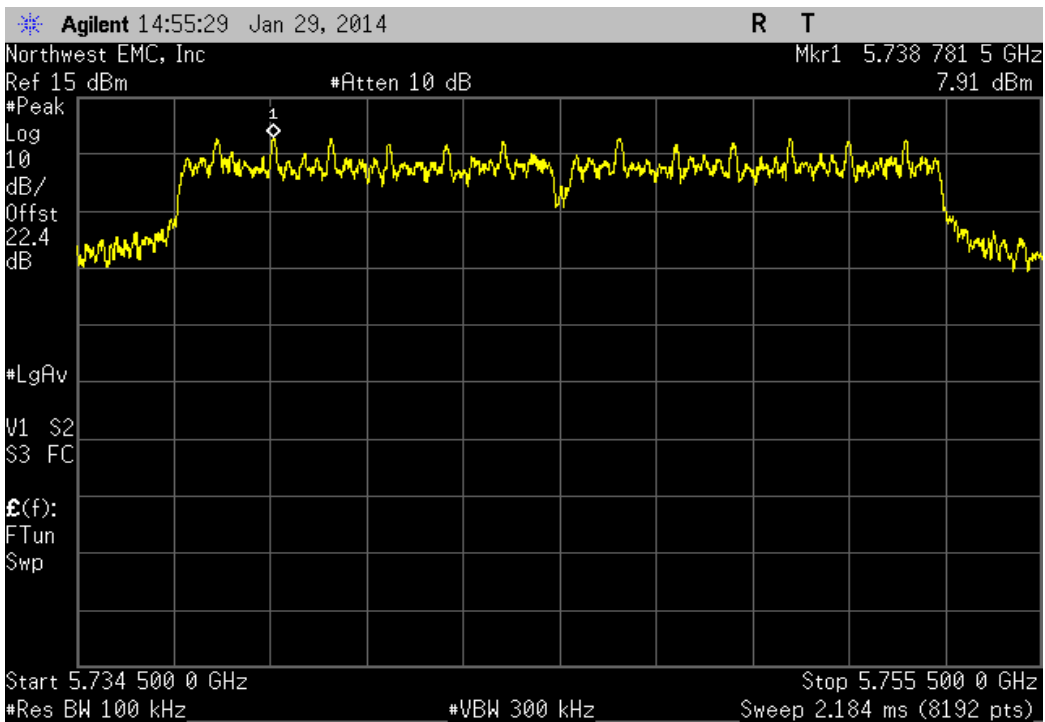
| 5725 MHz - 5850 MHz Band, 802.11(a) 36 Mbps, High Channel 165, 5825 MHz | | | | |
|---|--|------------|-----------|--------|
| Frequency Range | | Value | Limit | Result |
| 25 GHz - 32 GHz | | -53.93 dBc | ≤ -20 dBc | Pass |



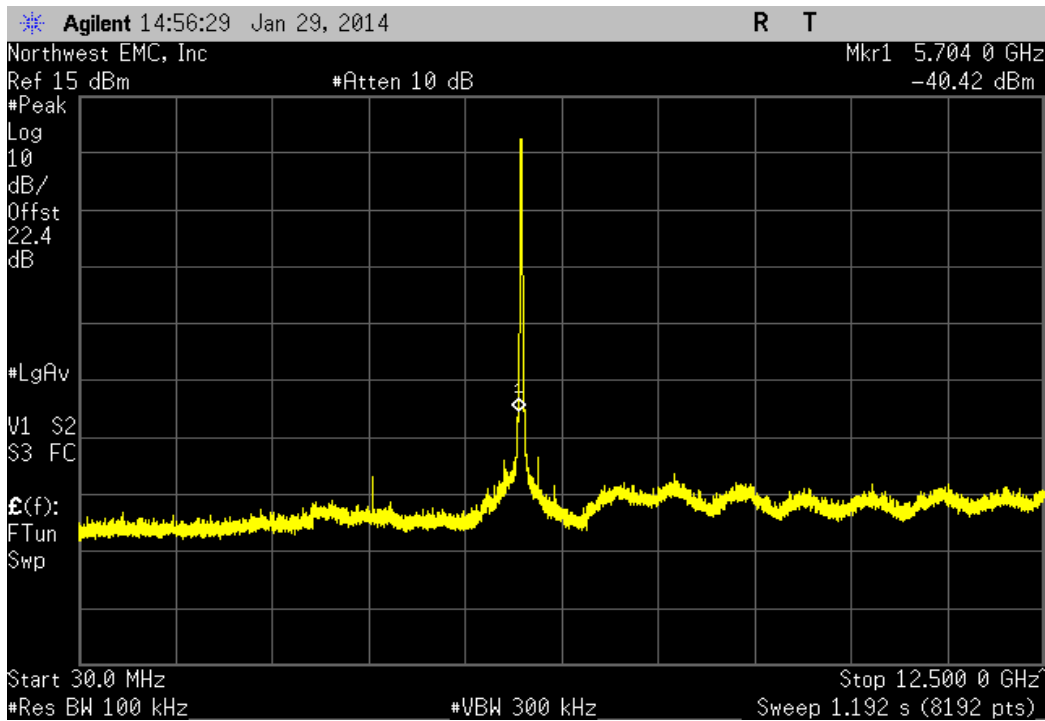
| 5725 MHz - 5850 MHz Band, 802.11(a) 36 Mbps, High Channel 165, 5825 MHz | | | | |
|---|--|------------|-----------|--------|
| Frequency Range | | Value | Limit | Result |
| 32 GHz - 40 GHz | | -46.01 dBc | ≤ -20 dBc | Pass |



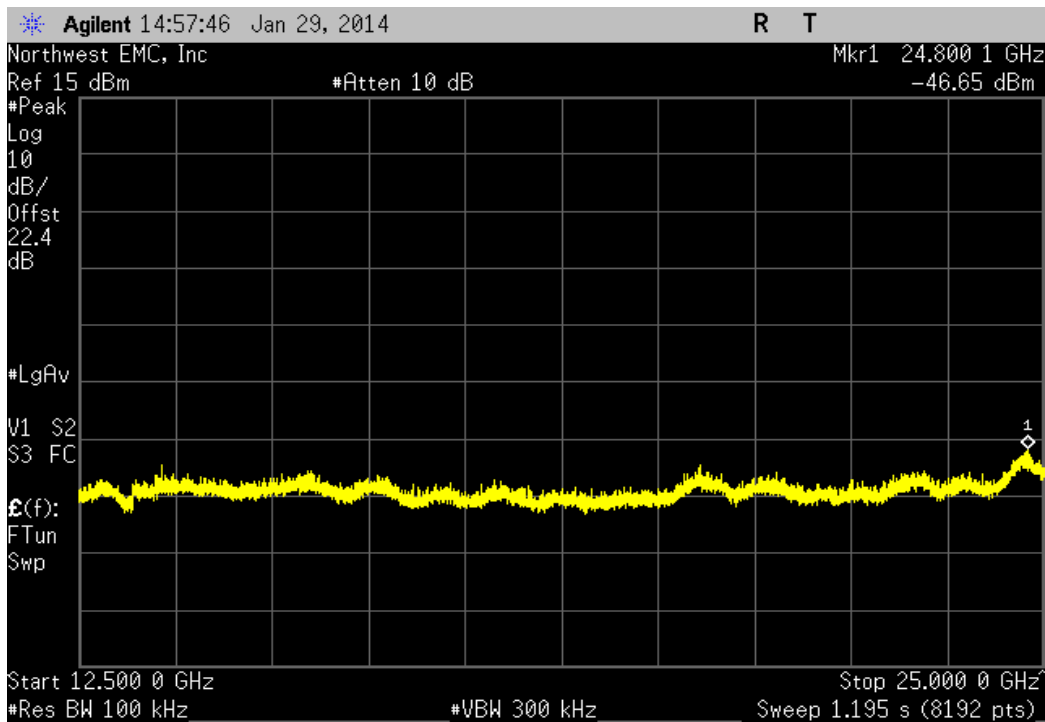
| 5725 MHz - 5850 MHz Band, 802.11(a) 54 Mbps, Low Channel 149, 5745 MHz | | | | |
|--|--|-------|-------|--------|
| Frequency Range | | Value | Limit | Result |
| Fundamental | | N/A | N/A | N/A |



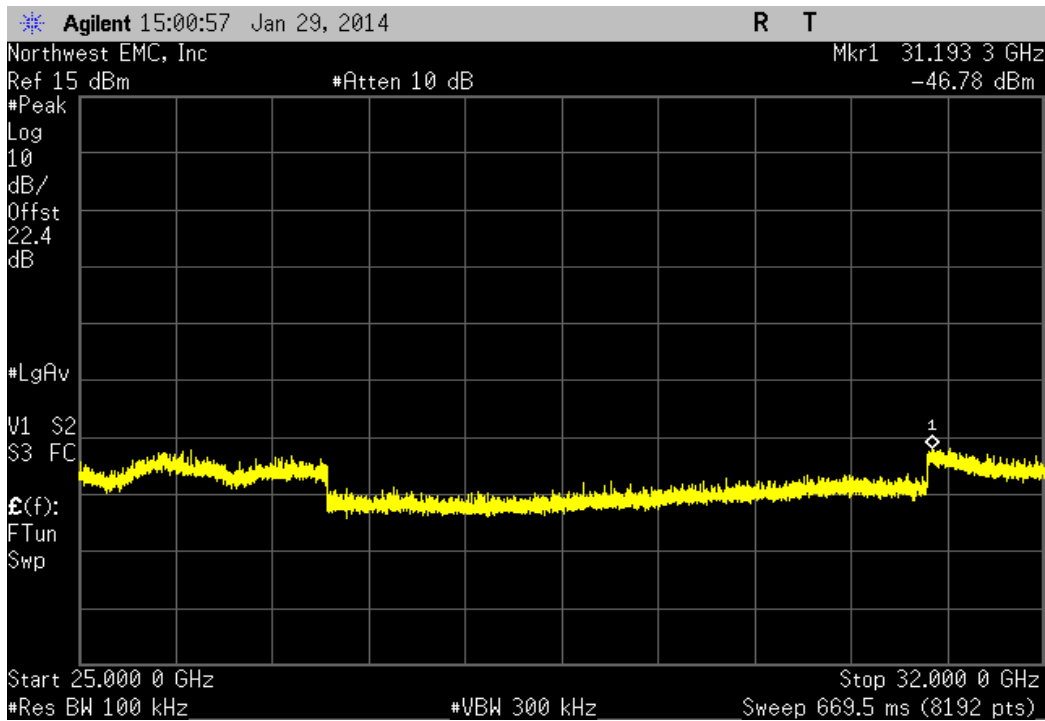
| 5725 MHz - 5850 MHz Band, 802.11(a) 54 Mbps, Low Channel 149, 5745 MHz | | | |
|--|------------|-----------|--------|
| Frequency Range | Value | Limit | Result |
| 30 MHz - 12.5 GHz | -48.33 dBc | ≤ -20 dBc | Pass |



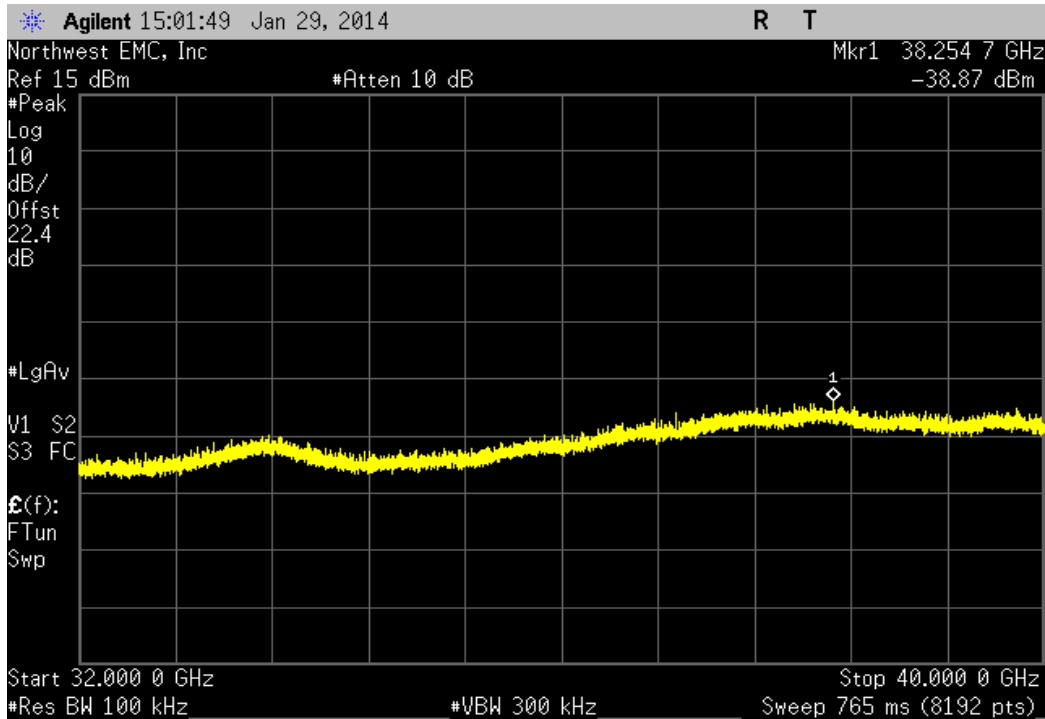
| 5725 MHz - 5850 MHz Band, 802.11(a) 54 Mbps, Low Channel 149, 5745 MHz | | | |
|--|------------|-----------|--------|
| Frequency Range | Value | Limit | Result |
| 12.5 GHz - 25 GHz | -54.56 dBc | ≤ -20 dBc | Pass |



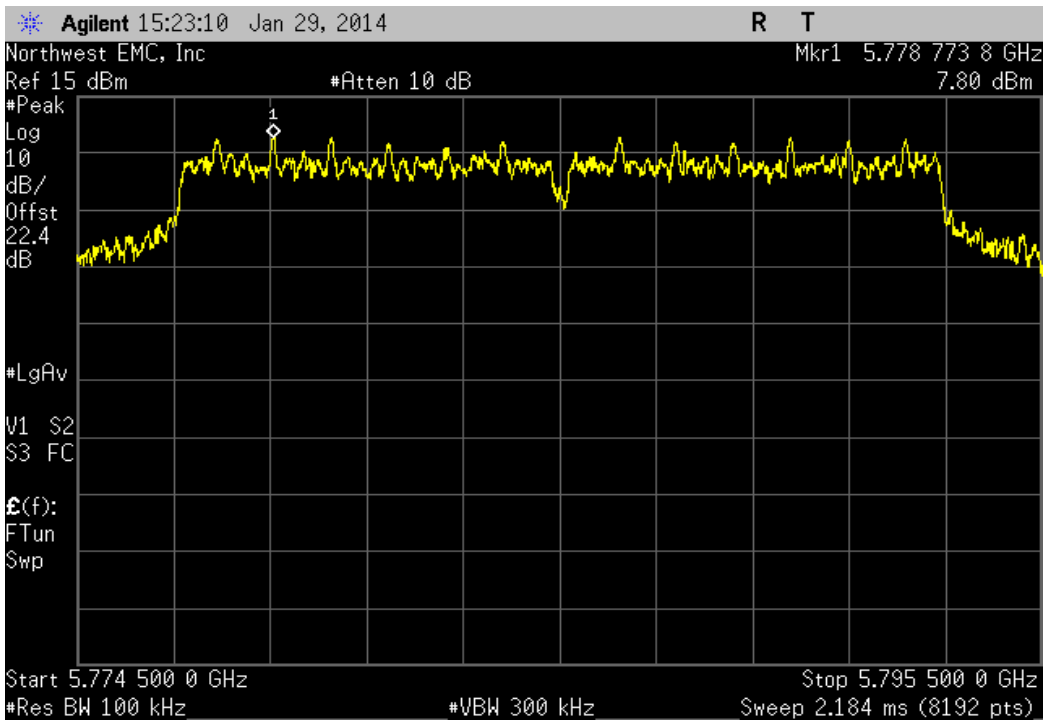
| 5725 MHz - 5850 MHz Band, 802.11(a) 54 Mbps, Low Channel 149, 5745 MHz | | | | |
|--|--|------------|-----------|--------|
| Frequency Range | | Value | Limit | Result |
| 25 GHz - 32 GHz | | -54.69 dBc | ≤ -20 dBc | Pass |



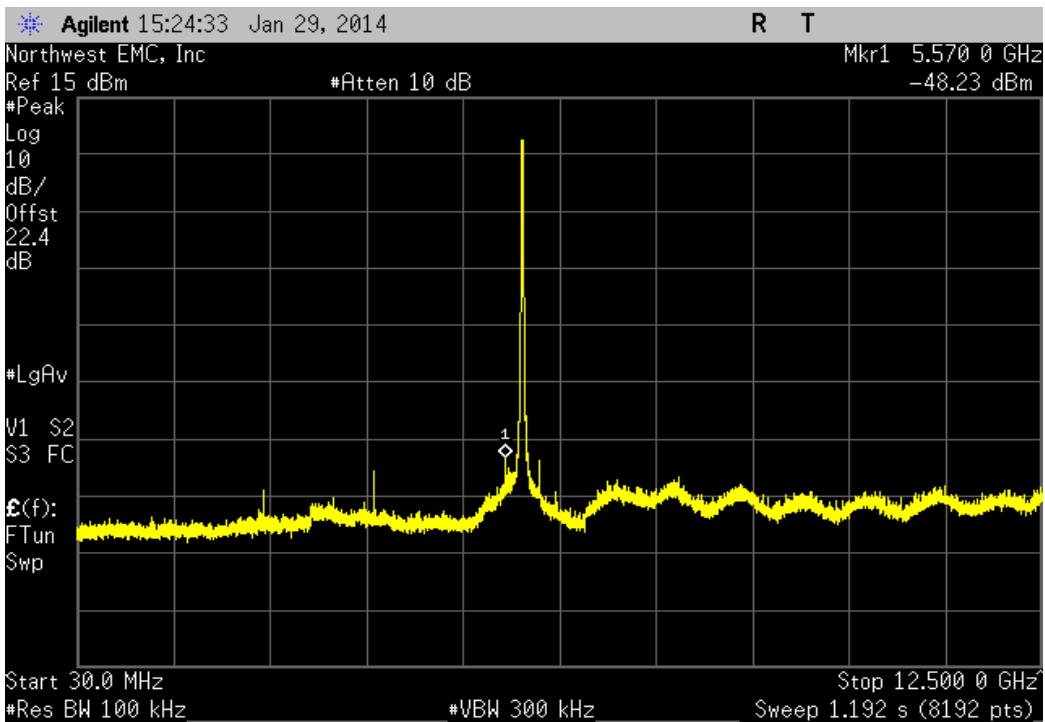
| 5725 MHz - 5850 MHz Band, 802.11(a) 54 Mbps, Low Channel 149, 5745 MHz | | | | |
|--|--|------------|-----------|--------|
| Frequency Range | | Value | Limit | Result |
| 32 GHz - 40 GHz | | -46.78 dBc | ≤ -20 dBc | Pass |



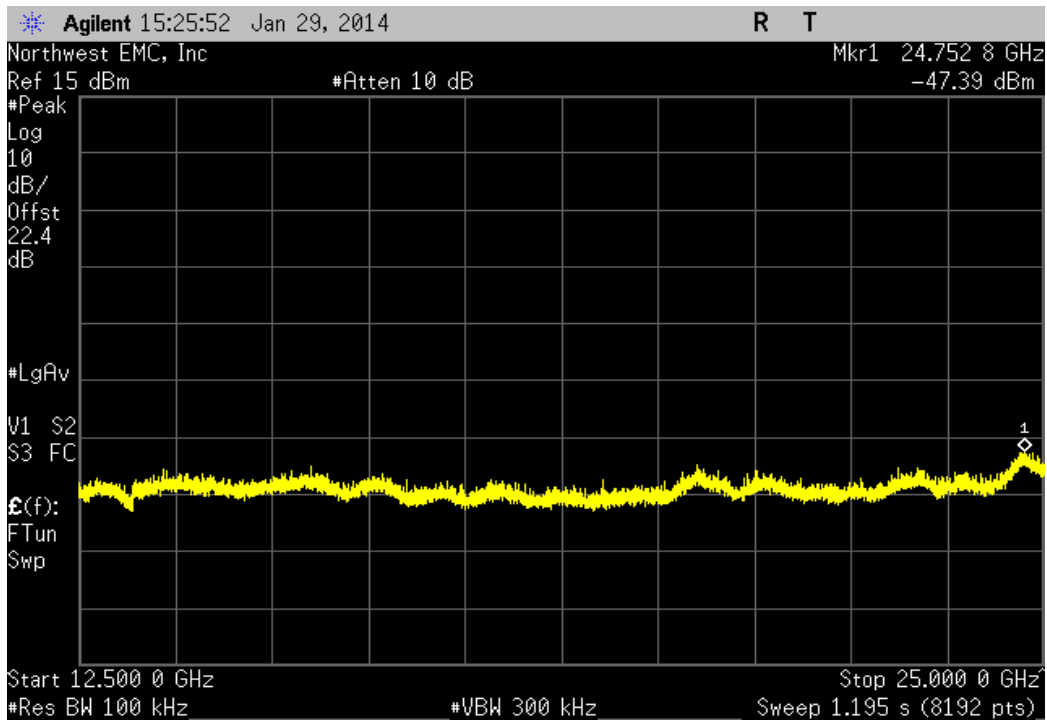
| 5725 MHz - 5850 MHz Band, 802.11(a) 54 Mbps, Mid Channel 157, 5785 MHz | | | | |
|--|--|-------|-------|--------|
| Frequency Range | | Value | Limit | Result |
| Fundamental | | N/A | N/A | N/A |



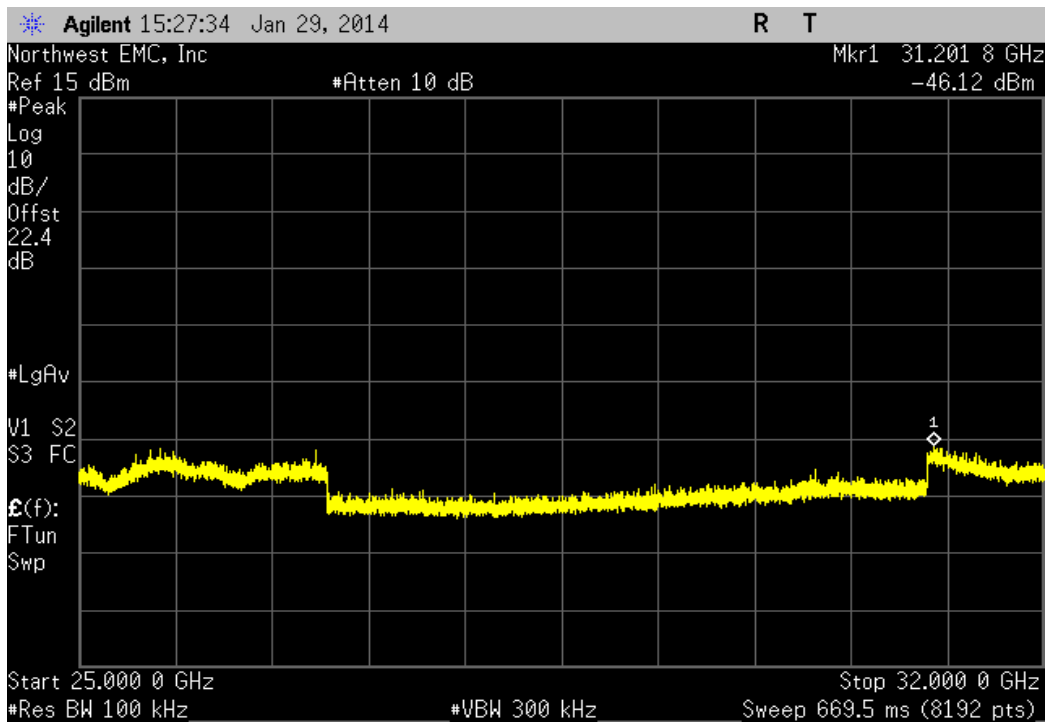
| 5725 MHz - 5850 MHz Band, 802.11(a) 54 Mbps, Mid Channel 157, 5785 MHz | | | | |
|--|--|------------|-----------|--------|
| Frequency Range | | Value | Limit | Result |
| 30 MHz - 12.5 GHz | | -56.03 dBc | ≤ -20 dBc | Pass |



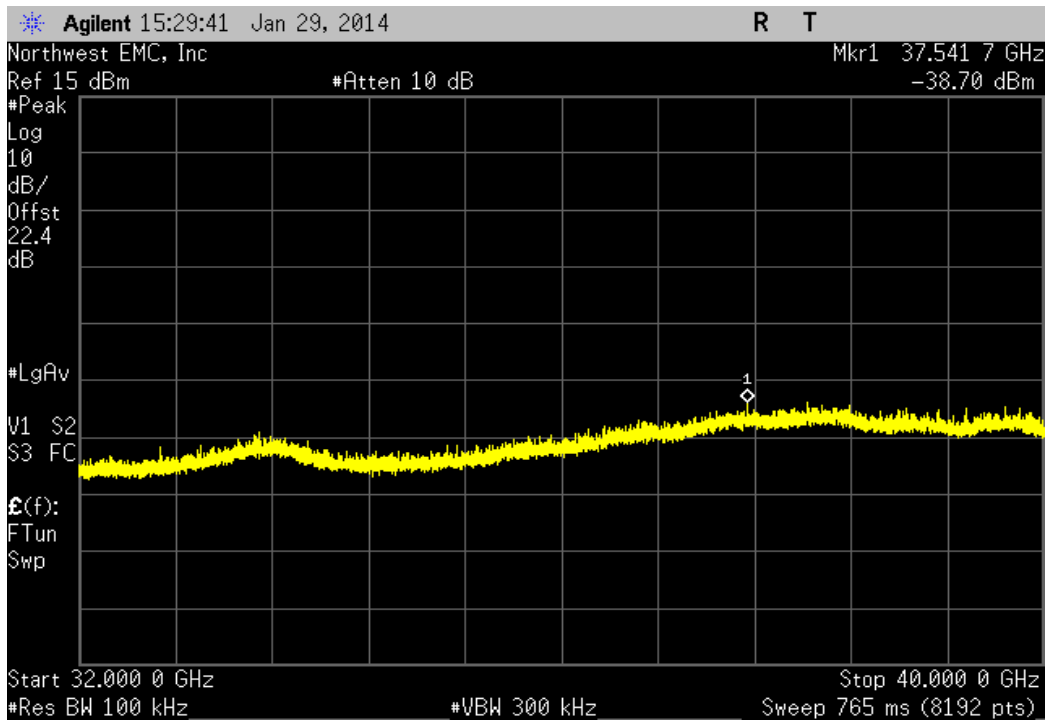
| 5725 MHz - 5850 MHz Band, 802.11(a) 54 Mbps, Mid Channel 157, 5785 MHz | | | |
|--|------------|-----------|--------|
| Frequency Range | Value | Limit | Result |
| 12.5 GHz - 25 GHz | -55.19 dBc | ≤ -20 dBc | Pass |



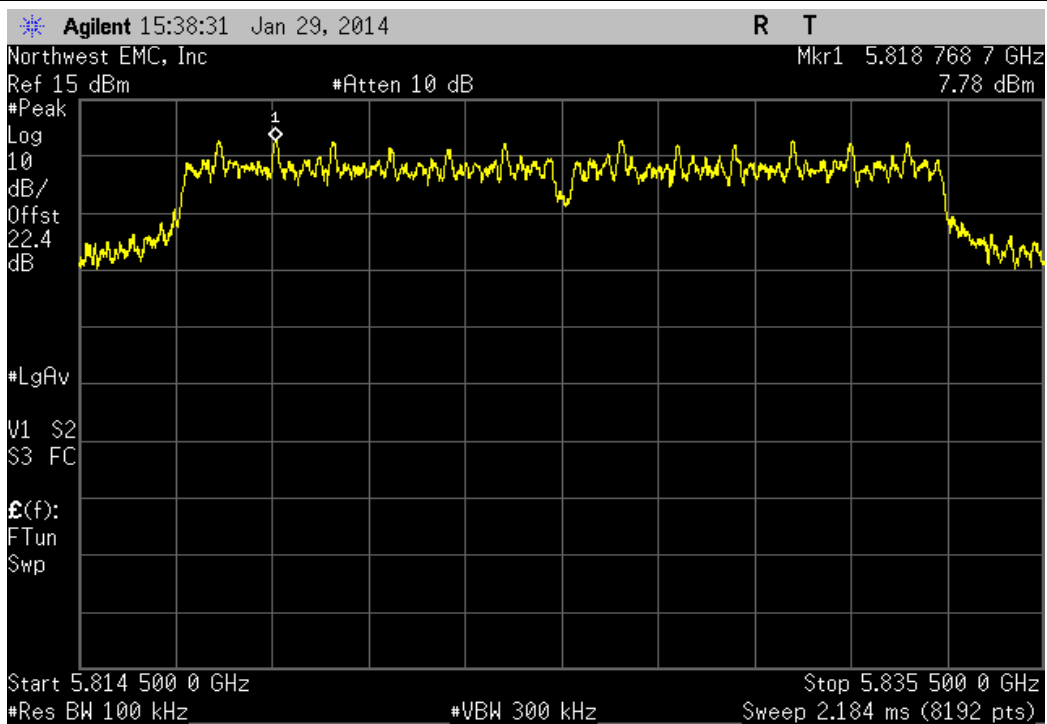
| 5725 MHz - 5850 MHz Band, 802.11(a) 54 Mbps, Mid Channel 157, 5785 MHz | | | |
|--|------------|-----------|--------|
| Frequency Range | Value | Limit | Result |
| 25 GHz - 32 GHz | -53.92 dBc | ≤ -20 dBc | Pass |



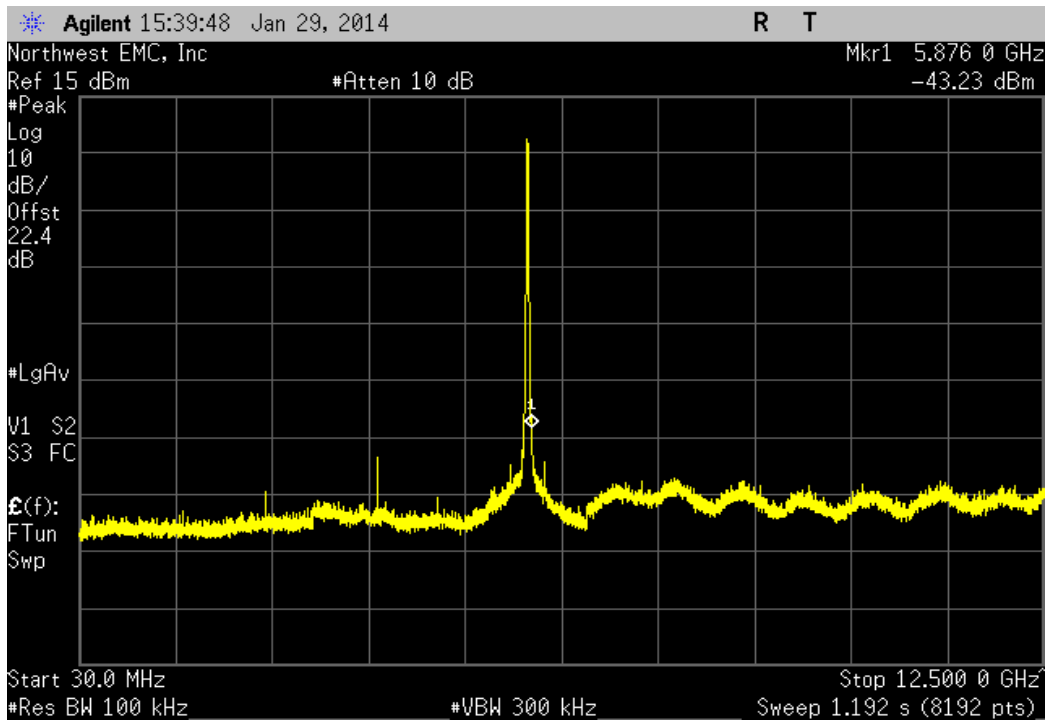
| 5725 MHz - 5850 MHz Band, 802.11(a) 54 Mbps, Mid Channel 157, 5785 MHz | | | | |
|--|--|-----------|-----------|--------|
| Frequency Range | | Value | Limit | Result |
| 32 GHz - 40 GHz | | -46.5 dBc | ≤ -20 dBc | Pass |



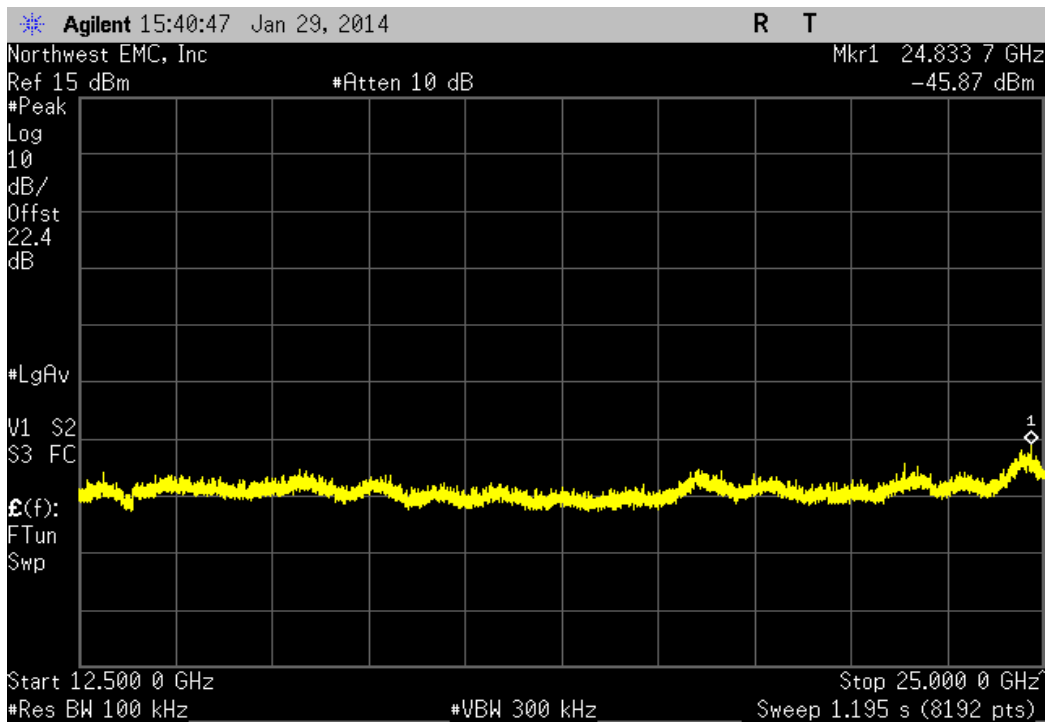
| 5725 MHz - 5850 MHz Band, 802.11(a) 54 Mbps, High Channel 165, 5825 MHz | | | | |
|---|--|-------|-------|--------|
| Frequency Range | | Value | Limit | Result |
| Fundamental | | N/A | N/A | N/A |



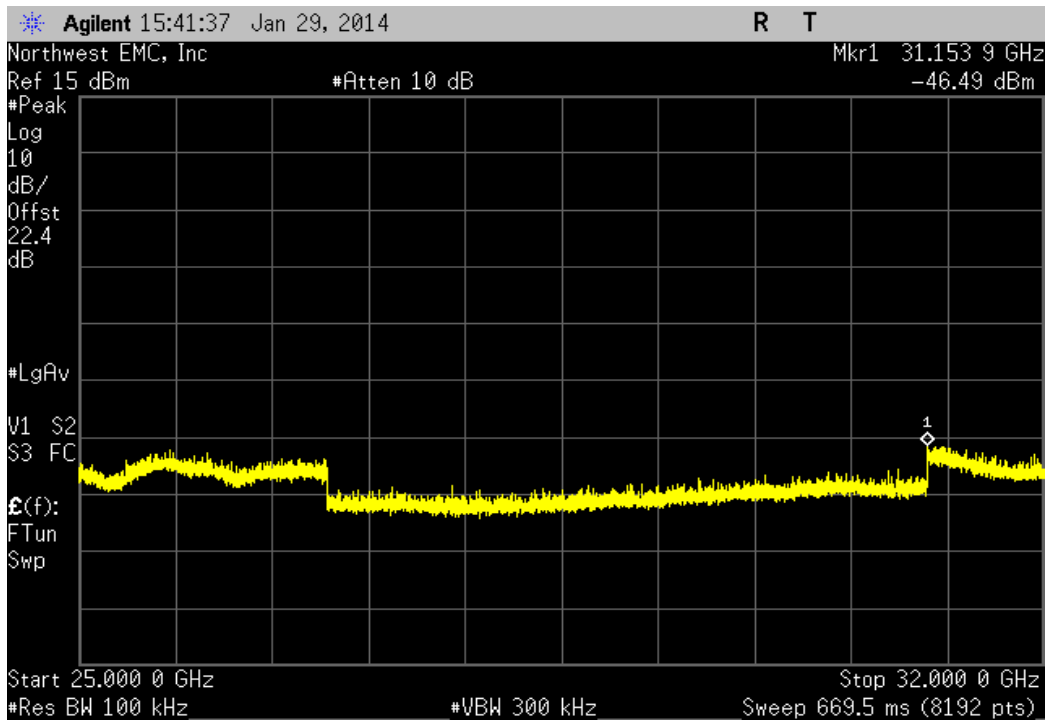
| 5725 MHz - 5850 MHz Band, 802.11(a) 54 Mbps, High Channel 165, 5825 MHz | | | | |
|---|--|------------|-----------|--------|
| Frequency Range | | Value | Limit | Result |
| 30 MHz - 12.5 GHz | | -51.01 dBc | ≤ -20 dBc | Pass |



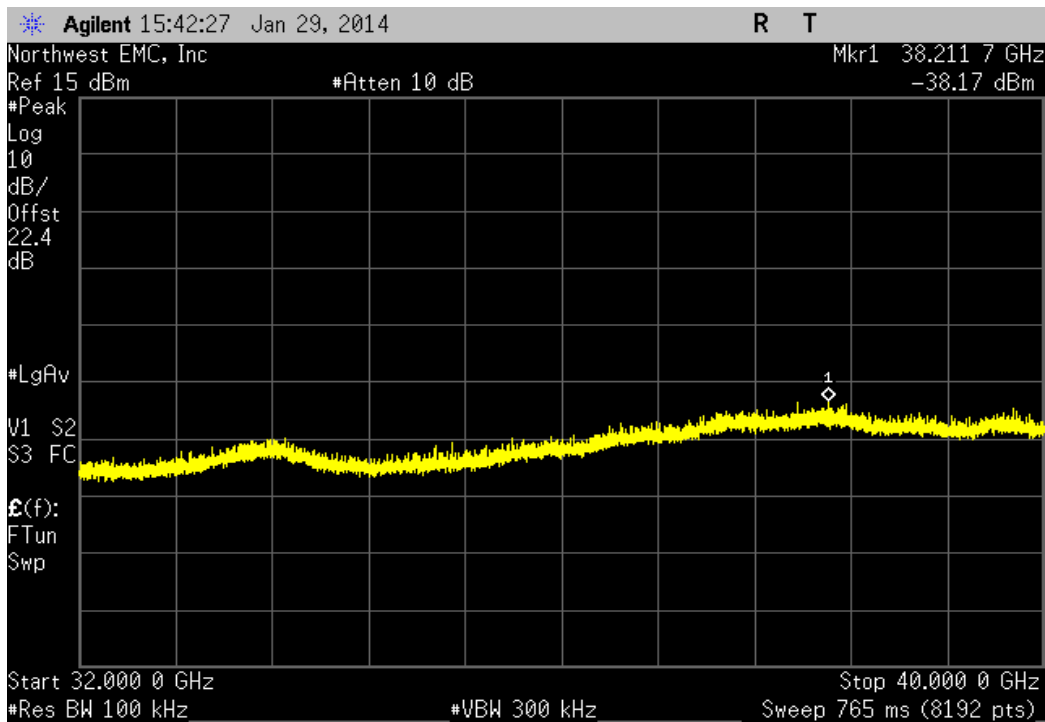
| 5725 MHz - 5850 MHz Band, 802.11(a) 54 Mbps, High Channel 165, 5825 MHz | | | | |
|---|--|------------|-----------|--------|
| Frequency Range | | Value | Limit | Result |
| 12.5 GHz - 25 GHz | | -53.65 dBc | ≤ -20 dBc | Pass |



| 5725 MHz - 5850 MHz Band, 802.11(a) 54 Mbps, High Channel 165, 5825 MHz | | | | |
|---|--|------------|-----------|--------|
| Frequency Range | | Value | Limit | Result |
| 25 GHz - 32 GHz | | -54.27 dBc | ≤ -20 dBc | Pass |



| 5725 MHz - 5850 MHz Band, 802.11(a) 54 Mbps, High Channel 165, 5825 MHz | | | | |
|---|--|------------|-----------|--------|
| Frequency Range | | Value | Limit | Result |
| 32 GHz - 40 GHz | | -45.96 dBc | ≤ -20 dBc | Pass |



BAND EDGE COMPLIANCE

Testing was performed using the mode(s) of operation and configuration(s) noted within the report. The individuals and/or the organization requesting the test provided the modes, configurations and settings used to complete the evaluation. The actual test parameters are specified in the test data, this includes items such as investigated frequency range (scanned) and test levels. The testing methods and performance specifications, as well as the test site used for the evaluation are indicated in the test data.

TEST EQUIPMENT

| Description | Manufacturer | Model | ID | Last Cal. | Interval (mos) |
|-------------------------|--------------------|------------------|-----|-----------|----------------|
| Spectrum Analyzer | Agilent | E4446A | AAY | 2/22/2013 | 24 |
| OC13 Cables | Fairview Microwave | SCA1814-0101-120 | OCZ | NCR | 0 |
| Attenuator, 20db, 'SMA' | Weinschel Corp | 4H-20 | AWB | 6/7/2013 | 12 |
| 40GHz DC Block | Miteq | DCB4000 | AMD | 5/16/2013 | 12 |
| Power Meter | Hewlett Packard | E4418A | SPA | 4/11/2012 | 24 |
| Power Sensor | Agilent | E4412A | SQE | 4/11/2012 | 24 |
| Signal Generator | Agilent | E8257D | TGU | 2/1/2012 | 36 |

TEST DESCRIPTION

The spurious RF conducted emissions at the edges of the authorized bands were measured with the EUT set to low and high transmit frequencies in each available band. The channels closest to the band edges were selected. The measurement was made using a direct connection between the RF output of the EUT and the spectrum analyzer. The EUT was transmitting at the data rate(s) listed in the datasheet.

The spectrum was scanned below the lower band edge and above the higher band edge.



BAND EDGE COMPLIANCE

XMit 2013.08.15
PsaTx 2013.10.23

| | |
|------------------------------|------------------------|
| EUT: RAD7A/Radical 7 V2 | Work Order: MASI0151 |
| Serial Number: 1000000349 | Date: 01/29/14 |
| Customer: Masimo Corporation | Temperature: 24.3°C |
| Attendees: Mike Clark | Humidity: 41% |
| Project: None | Barometric Pres.: 1011 |
| Tested by: Jaemi Suh | Power: Battery |
| | Job Site: OC13 |
| TEST SPECIFICATIONS | |
| FCC 15.247:2014 | Test Method |
| | ANSI C63.10:2009 |

COMMENTS

TX Power set to 90.

DEVIATIONS FROM TEST STANDARD

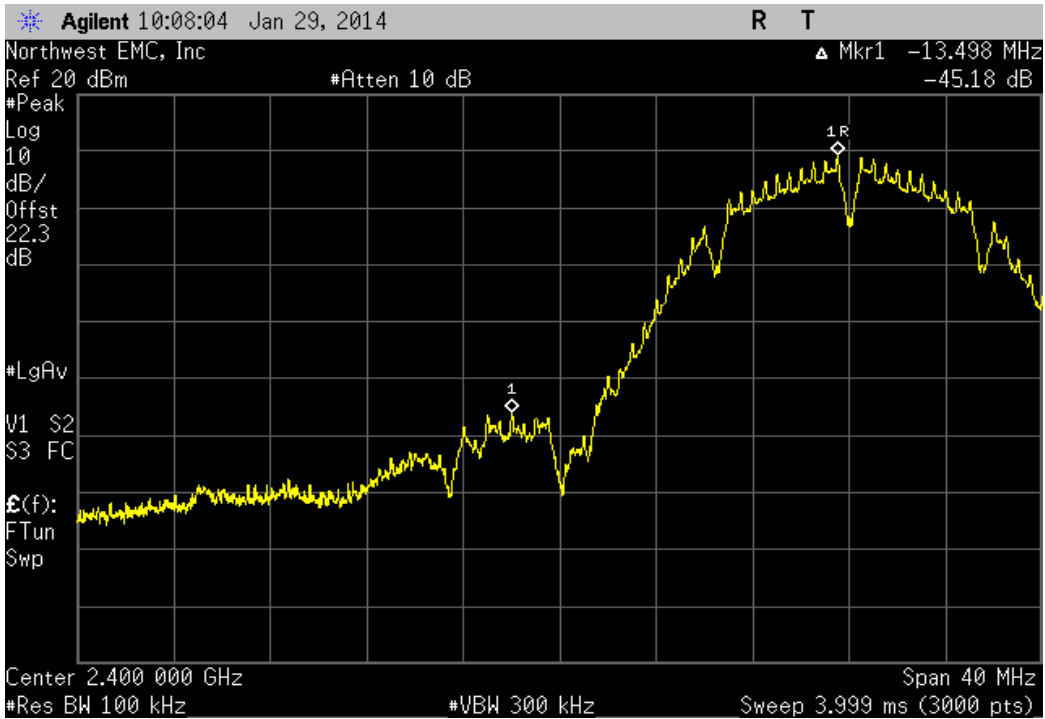
None

| | | |
|-----------------|---|---|
| Configuration # | 1 | Signature  |
|-----------------|---|---|

| | Value | Limit | Result |
|-----------------------------------|------------|-----------|--------|
| 2400 MHz - 2483.5 MHz Band | | | |
| 802.11(b) 1 Mbps | | | |
| Low Channel 1, 2412 MHz | -45.18 dBc | ≤ -20 dBc | Pass |
| High Channel 11, 2462 MHz | -56.58 dBc | ≤ -20 dBc | Pass |
| 802.11(b) 11 Mbps | | | |
| Low Channel 1, 2412 MHz | -45.41 dBc | ≤ -20 dBc | Pass |
| High Channel 11, 2462 MHz | -56.67 dBc | ≤ -20 dBc | Pass |
| 802.11(g) 6 Mbps | | | |
| Low Channel 1, 2412 MHz | -24.88 dBc | ≤ -20 dBc | Pass |
| High Channel 11, 2462 MHz | -35.6 dBc | ≤ -20 dBc | Pass |
| 802.11(g) 36 Mbps | | | |
| Low Channel 1, 2412 MHz | -25.66 dBc | ≤ -20 dBc | Pass |
| High Channel 11, 2462 MHz | -34.85 dBc | ≤ -20 dBc | Pass |
| 802.11(g) 54 Mbps | | | |
| Low Channel 1, 2412 MHz | -24.73 dBc | ≤ -20 dBc | Pass |
| High Channel 11, 2462 MHz | -36.16 dBc | ≤ -20 dBc | Pass |
| 5725 MHz - 5850 MHz Band | | | |
| 802.11(a) 6 Mbps | | | |
| Low Channel 149, 5745 MHz | -26.92 dBc | ≤ -20 dBc | Pass |
| High Channel 165, 5825 MHz | -33.1 dBc | ≤ -20 dBc | Pass |
| 802.11(a) 36 Mbps | | | |
| Low Channel 149, 5745 MHz | -28.06 dBc | ≤ -20 dBc | Pass |
| High Channel 165, 5825 MHz | -34.77 dBc | ≤ -20 dBc | Pass |
| 802.11(a) 54 Mbps | | | |
| Low Channel 149, 5745 MHz | -26.83 dBc | ≤ -20 dBc | Pass |
| High Channel 165, 5825 MHz | -36.08 dBc | ≤ -20 dBc | Pass |

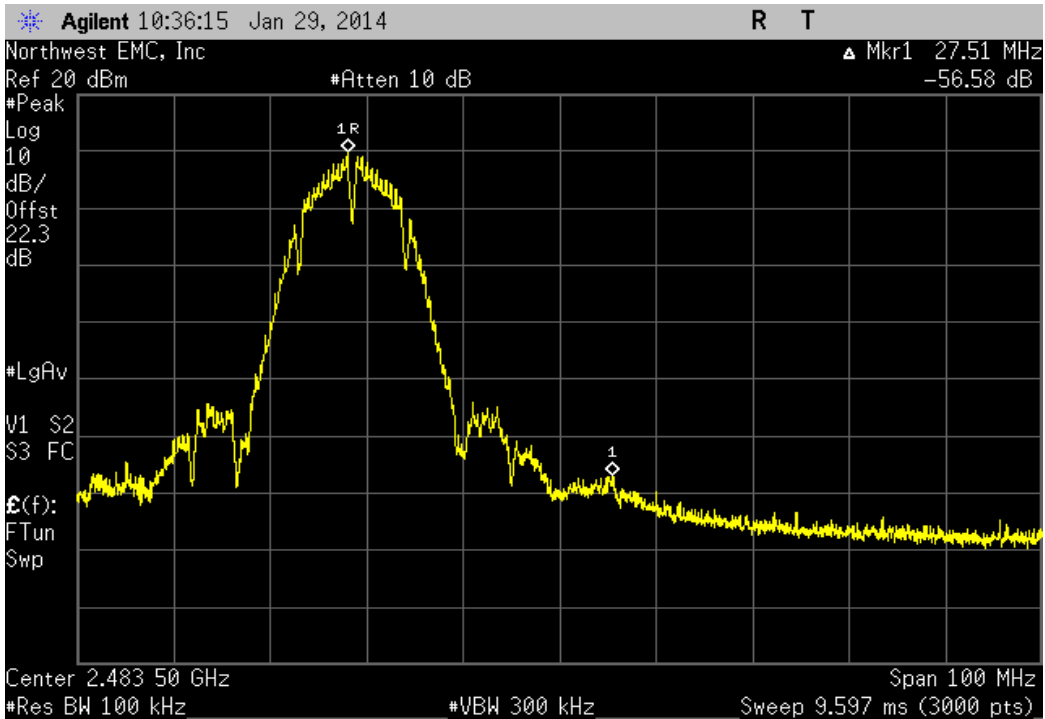
2400 MHz - 2483.5 MHz Band, 802.11(b) 1 Mbps, Low Channel 1, 2412 MHz

| Value | Limit | Result |
|------------|-----------|--------|
| -45.18 dBc | ≤ -20 dBc | Pass |



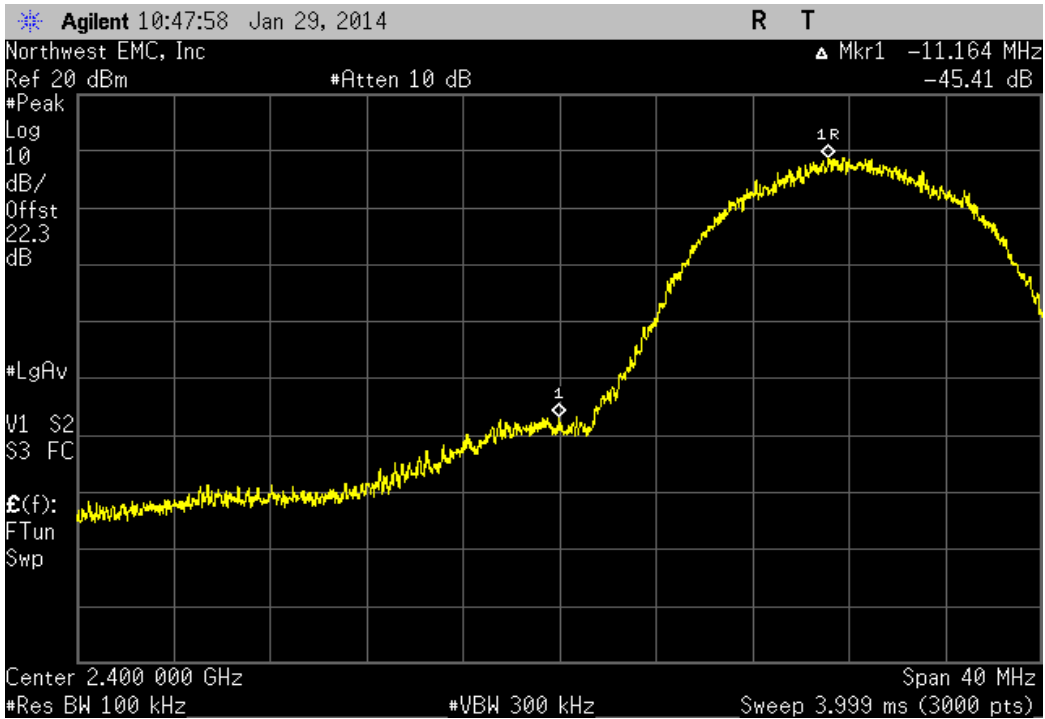
2400 MHz - 2483.5 MHz Band, 802.11(b) 1 Mbps, High Channel 11, 2462 MHz

| Value | Limit | Result |
|------------|-----------|--------|
| -56.58 dBc | ≤ -20 dBc | Pass |



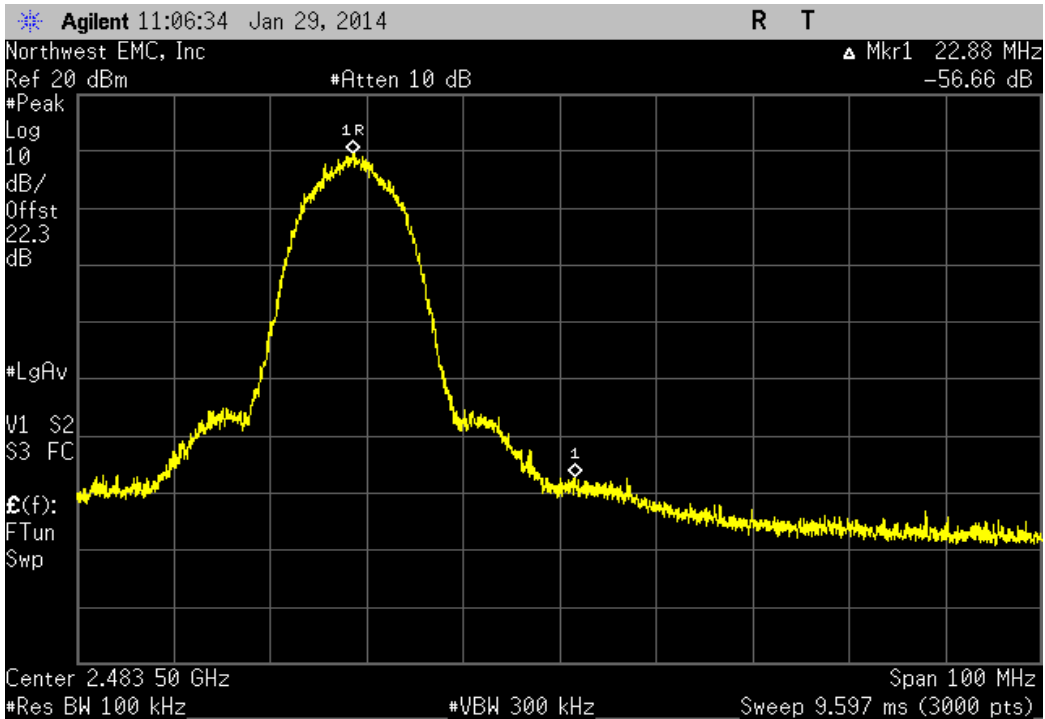
2400 MHz - 2483.5 MHz Band, 802.11(b) 11 Mbps, Low Channel 1, 2412 MHz

| Value | Limit | Result |
|------------|-----------|--------|
| -45.41 dBc | ≤ -20 dBc | Pass |



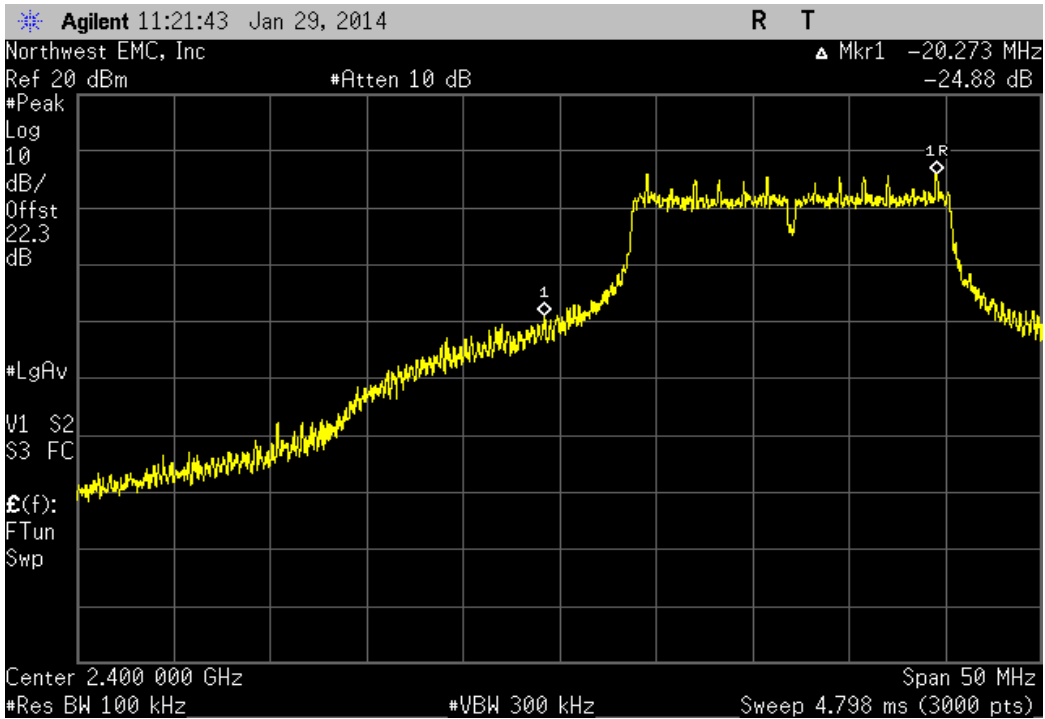
2400 MHz - 2483.5 MHz Band, 802.11(b) 11 Mbps, High Channel 11, 2462 MHz

| Value | Limit | Result |
|------------|-----------|--------|
| -56.67 dBc | ≤ -20 dBc | Pass |



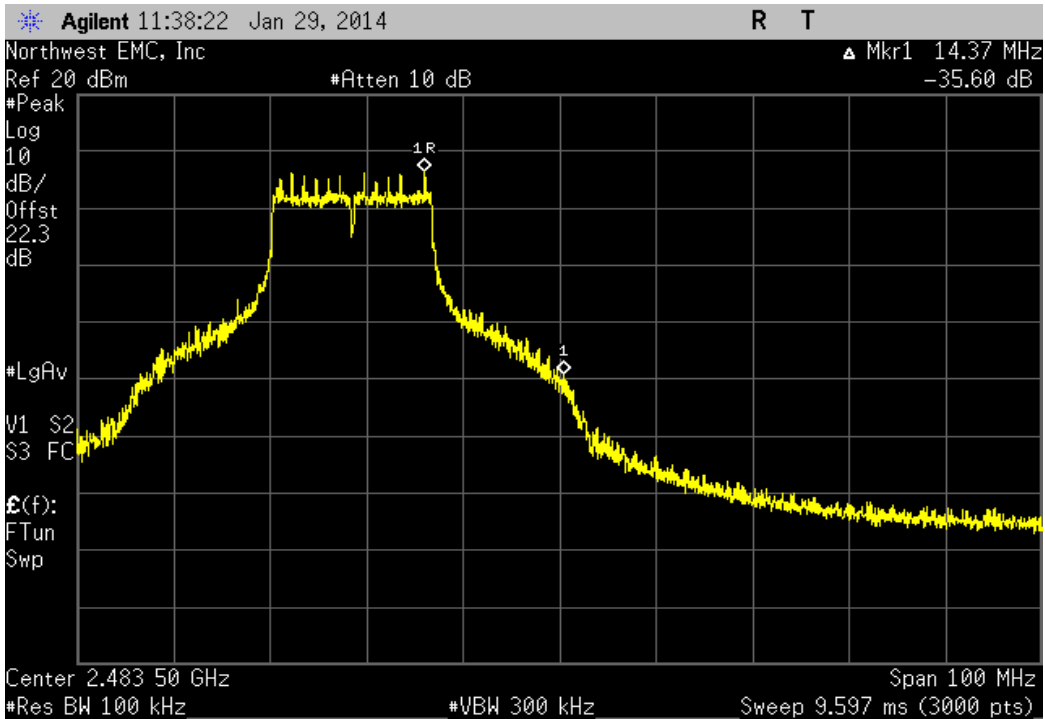
2400 MHz - 2483.5 MHz Band, 802.11(g) 6 Mbps, Low Channel 1, 2412 MHz

| Value | Limit | Result |
|------------|-----------|--------|
| -24.88 dBc | ≤ -20 dBc | Pass |



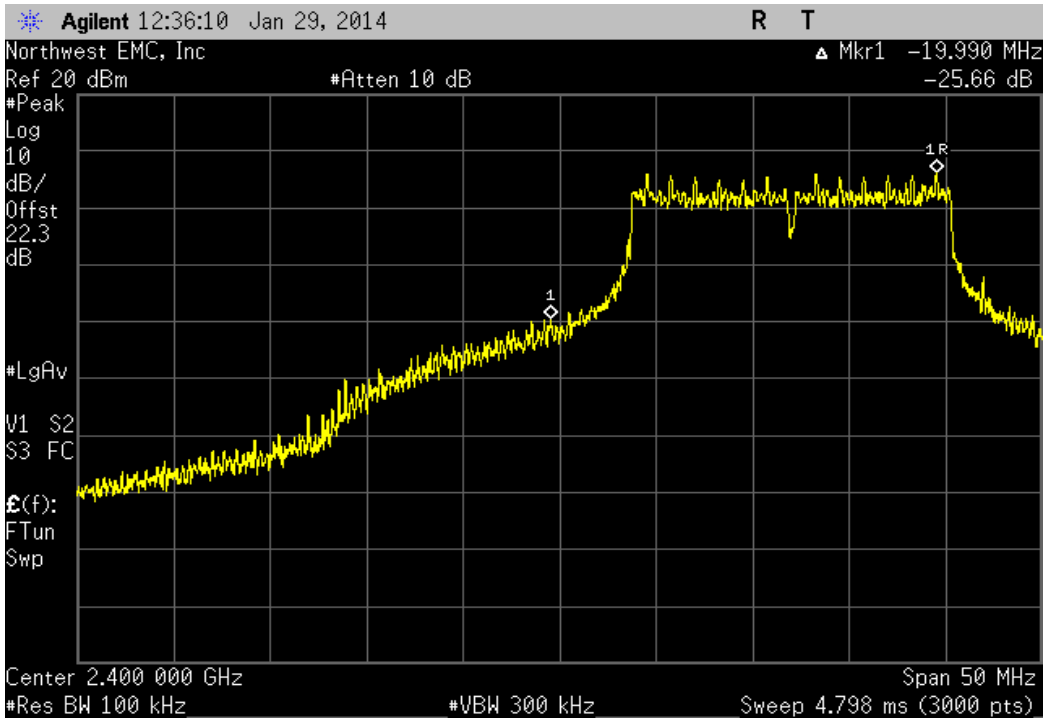
2400 MHz - 2483.5 MHz Band, 802.11(g) 6 Mbps, High Channel 11, 2462 MHz

| Value | Limit | Result |
|-----------|-----------|--------|
| -35.6 dBc | ≤ -20 dBc | Pass |



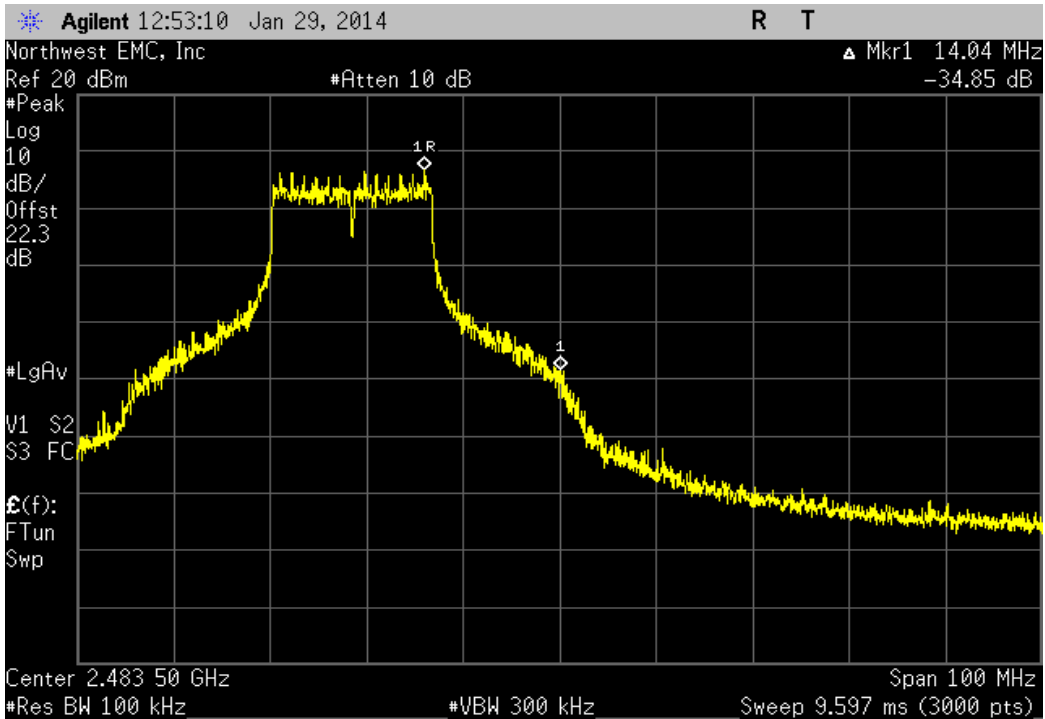
2400 MHz - 2483.5 MHz Band, 802.11(g) 36 Mbps, Low Channel 1, 2412 MHz

| Value | Limit | Result |
|------------|-----------|--------|
| -25.66 dBc | ≤ -20 dBc | Pass |



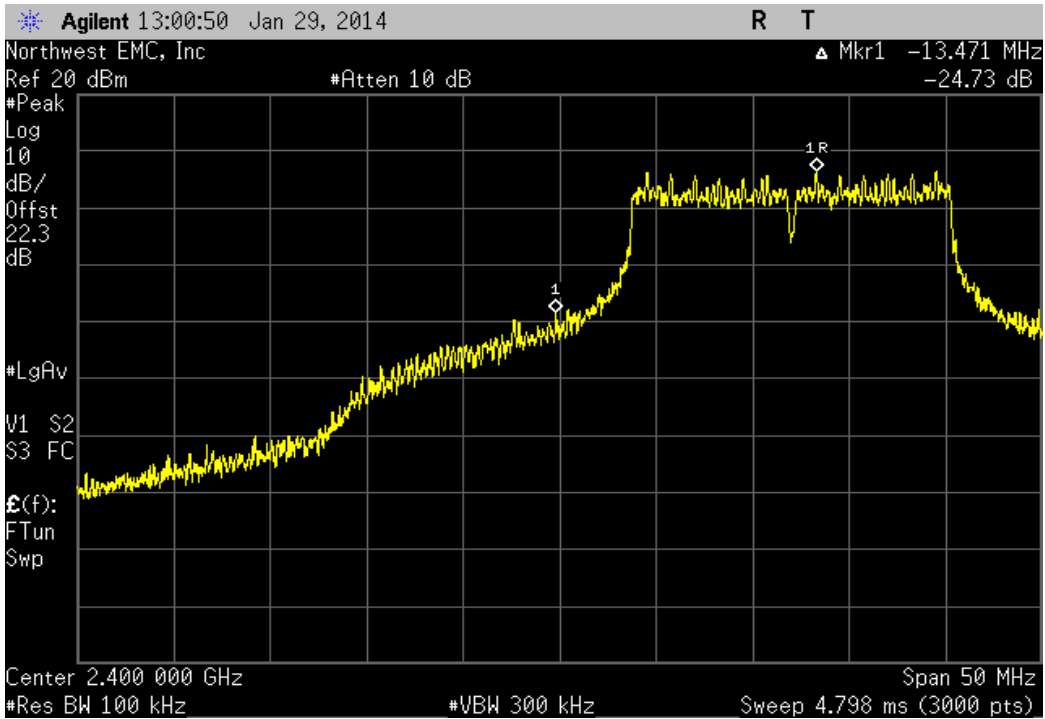
2400 MHz - 2483.5 MHz Band, 802.11(g) 36 Mbps, High Channel 11, 2462 MHz

| Value | Limit | Result |
|------------|-----------|--------|
| -34.85 dBc | ≤ -20 dBc | Pass |



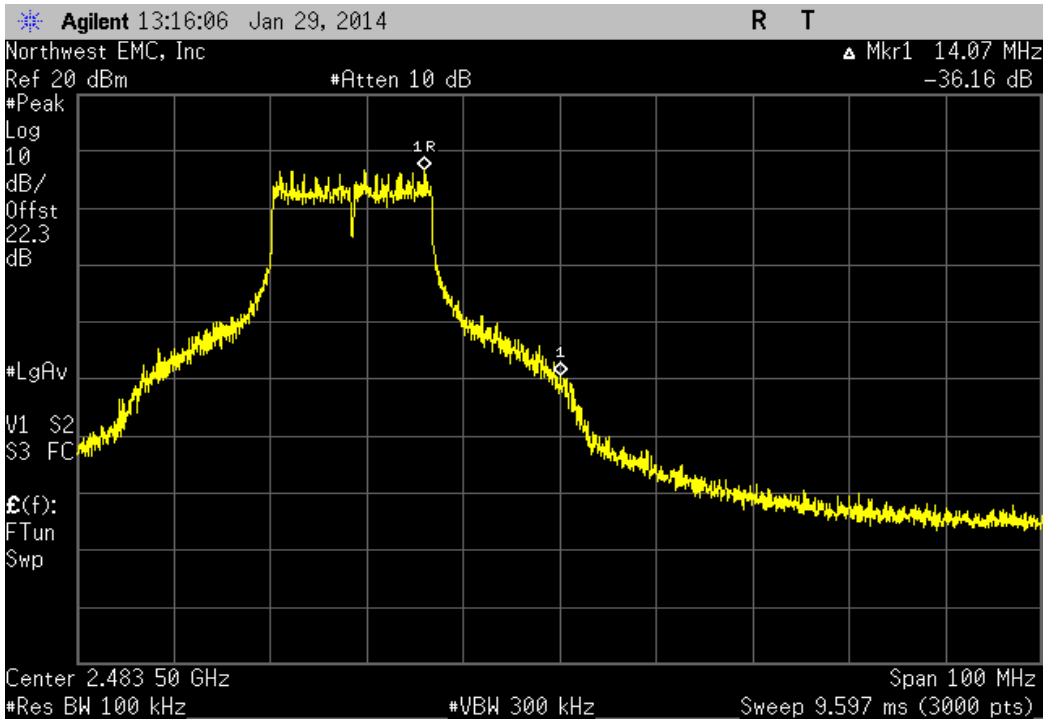
2400 MHz - 2483.5 MHz Band, 802.11(g) 54 Mbps, Low Channel 1, 2412 MHz

| Value | Limit | Result |
|------------|-----------|--------|
| -24.73 dBc | ≤ -20 dBc | Pass |



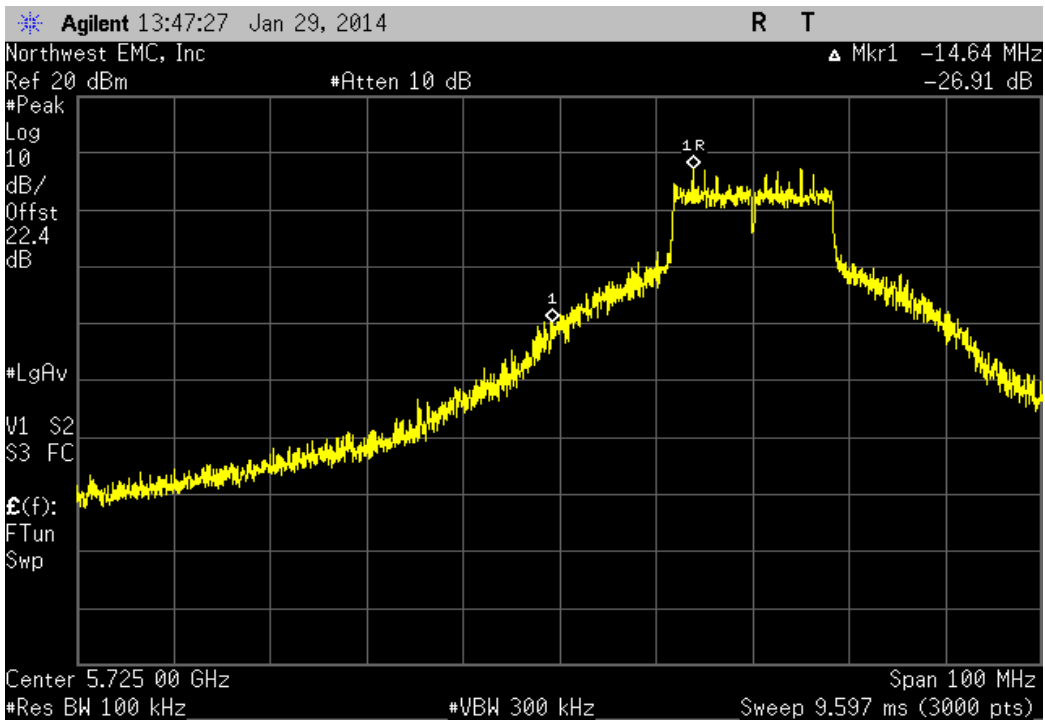
2400 MHz - 2483.5 MHz Band, 802.11(g) 54 Mbps, High Channel 11, 2462 MHz

| Value | Limit | Result |
|------------|-----------|--------|
| -36.16 dBc | ≤ -20 dBc | Pass |



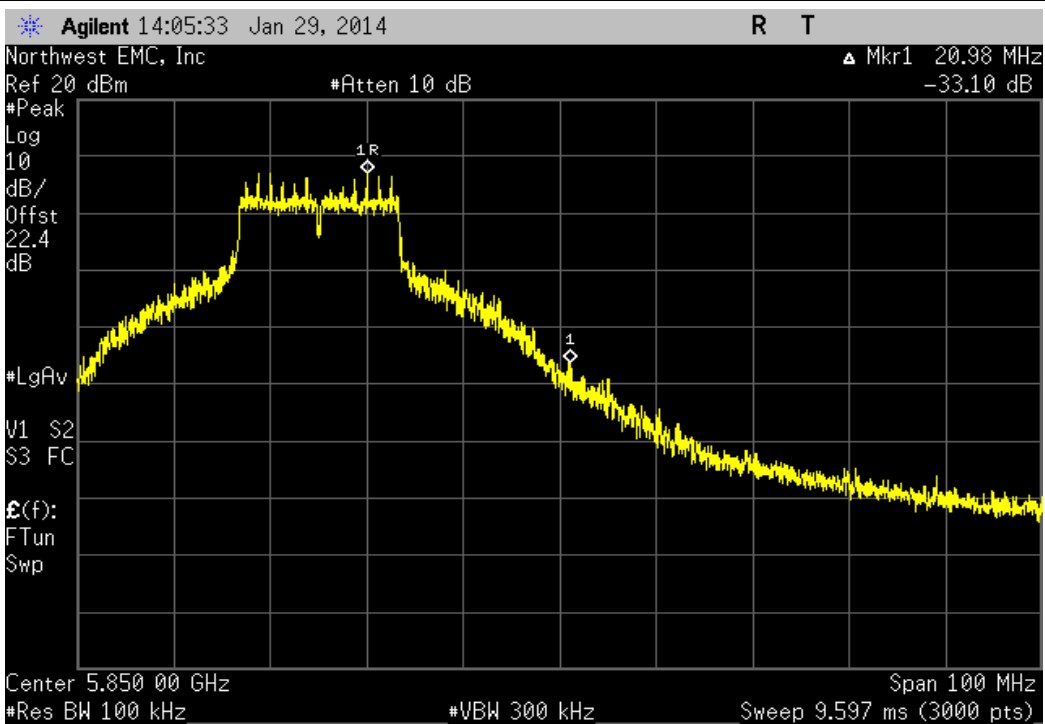
5725 MHz - 5850 MHz Band, 802.11(a) 6 Mbps, Low Channel 149, 5745 MHz

| Value | Limit | Result |
|------------|-----------|--------|
| -26.92 dBc | ≤ -20 dBc | Pass |



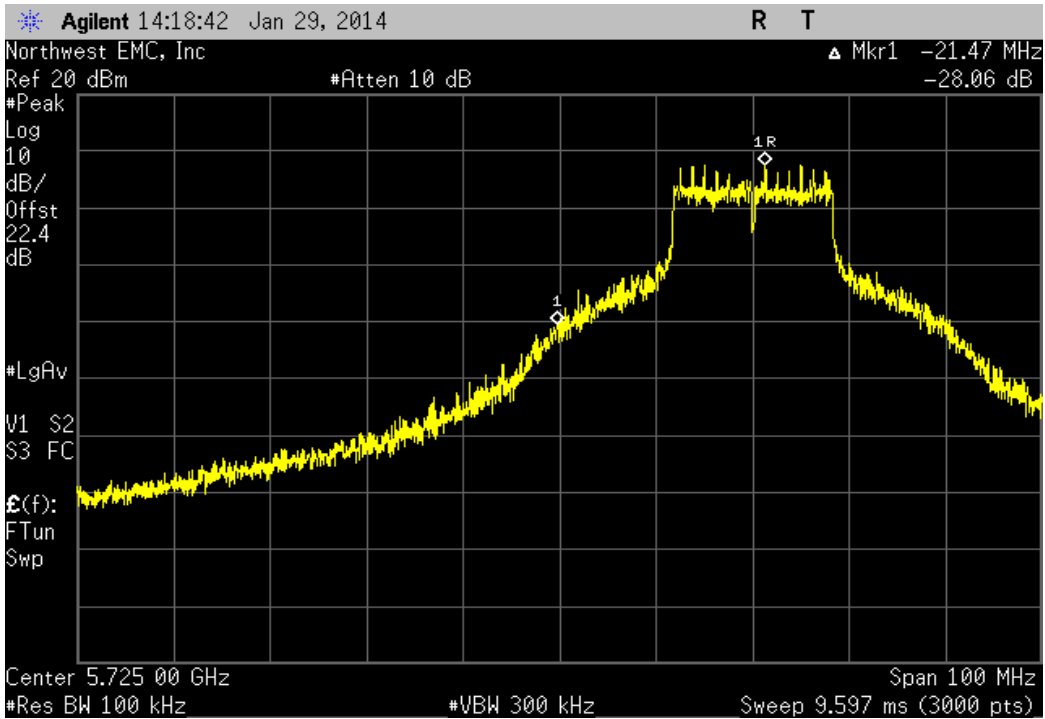
5725 MHz - 5850 MHz Band, 802.11(a) 6 Mbps, High Channel 165, 5825 MHz

| Value | Limit | Result |
|-----------|-----------|--------|
| -33.1 dBc | ≤ -20 dBc | Pass |



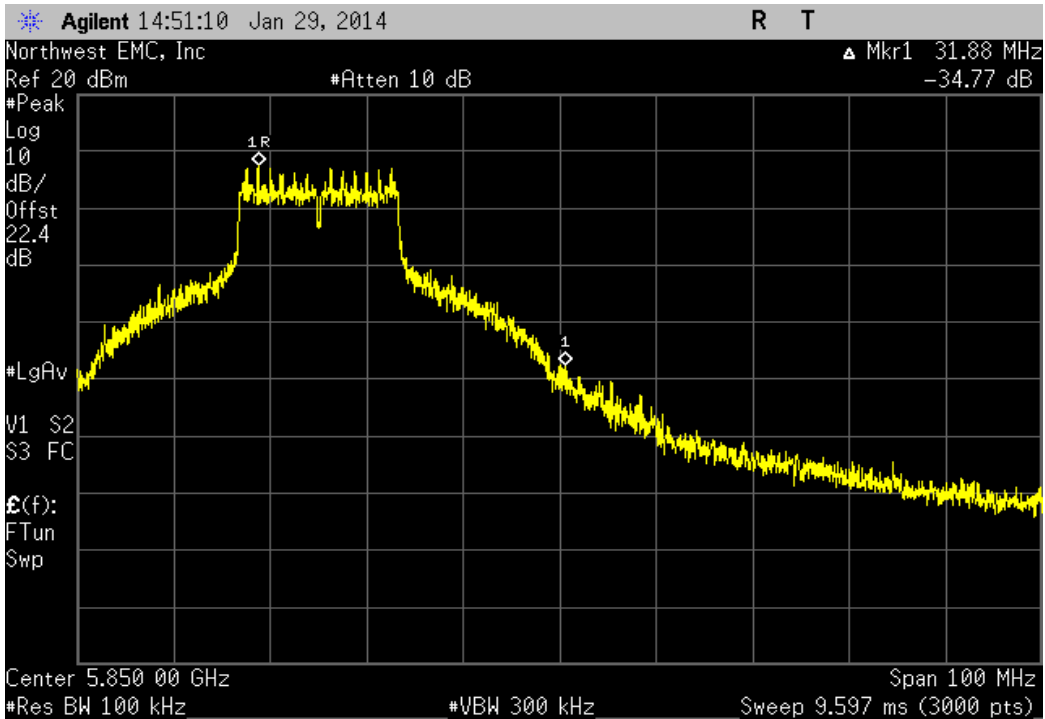
5725 MHz - 5850 MHz Band, 802.11(a) 36 Mbps, Low Channel 149, 5745 MHz

| Value | Limit | Result |
|------------|-----------|--------|
| -28.06 dBc | ≤ -20 dBc | Pass |

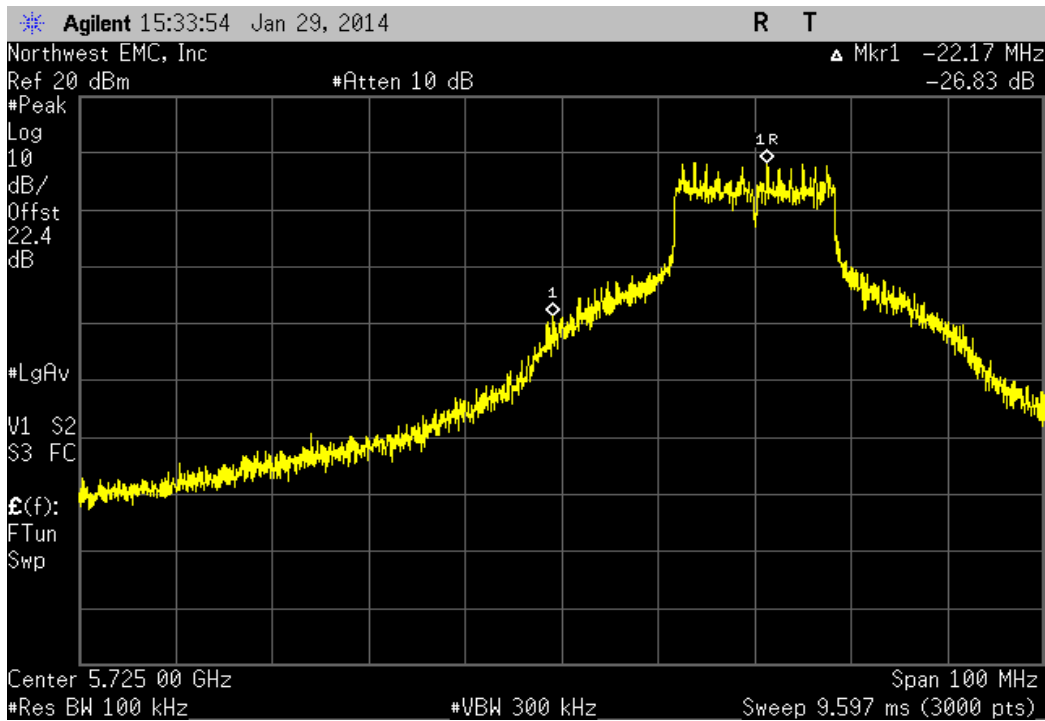


5725 MHz - 5850 MHz Band, 802.11(a) 36 Mbps, High Channel 165, 5825 MHz

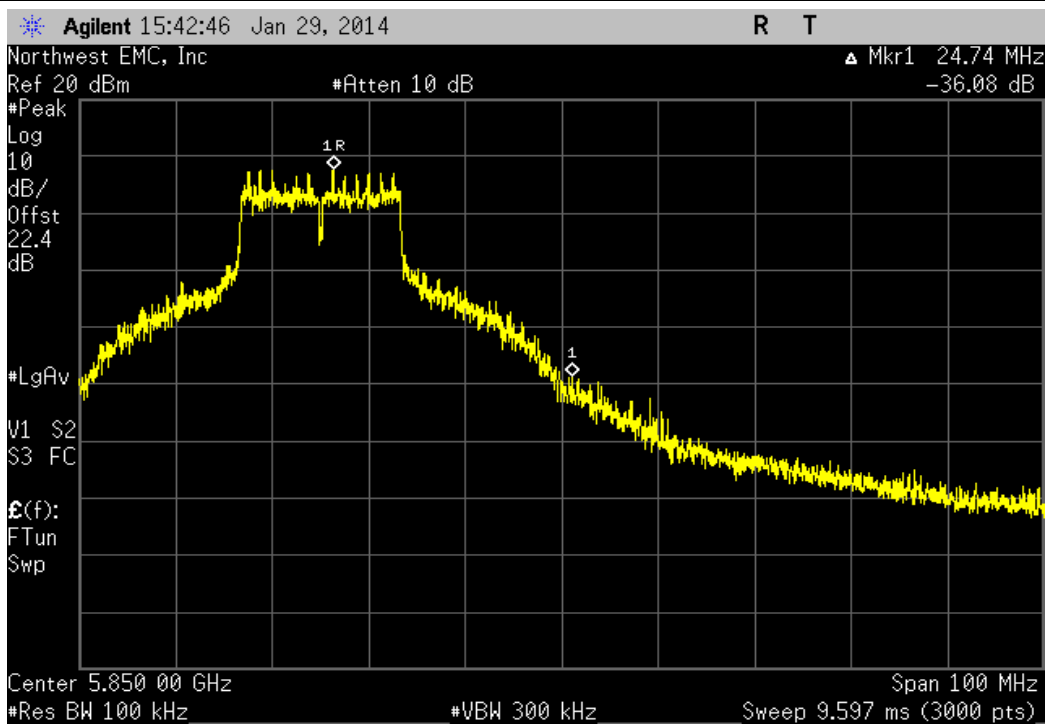
| Value | Limit | Result |
|------------|-----------|--------|
| -34.77 dBc | ≤ -20 dBc | Pass |



| 5725 MHz - 5850 MHz Band, 802.11(a) 54 Mbps, Low Channel 149, 5745 MHz | | | |
|--|------------|-----------|--------|
| | Value | Limit | Result |
| | -26.83 dBc | ≤ -20 dBc | Pass |



| 5725 MHz - 5850 MHz Band, 802.11(a) 54 Mbps, High Channel 165, 5825 MHz | | | |
|---|------------|-----------|--------|
| | Value | Limit | Result |
| | -36.08 dBc | ≤ -20 dBc | Pass |



OCCUPIED BANDWIDTH

Testing was performed using the mode(s) of operation and configuration(s) noted within the report. The individuals and/or the organization requesting the test provided the modes, configurations and settings used to complete the evaluation. The actual test parameters are specified in the test data, this includes items such as investigated frequency range (scanned) and test levels. The testing methods and performance specifications, as well as the test site used for the evaluation are indicated in the test data.

TEST EQUIPMENT

| Description | Manufacturer | Model | ID | Last Cal. | Interval (mos) |
|-------------------------|--------------------|------------------|-----|-----------|----------------|
| Spectrum Analyzer | Agilent | E4446A | AAV | 2/22/2013 | 24 |
| OC13 Cables | Fairview Microwave | SCA1814-0101-120 | OCZ | NCR | 0 |
| Attenuator, 20db, 'SMA' | Weinschel Corp | 4H-20 | AWB | 6/7/2013 | 12 |
| 40GHz DC Block | Miteq | DCB4000 | AMD | 5/16/2013 | 12 |
| Power Meter | Hewlett Packard | E4418A | SPA | 4/11/2012 | 24 |
| Power Sensor | Agilent | E4412A | SQE | 4/11/2012 | 24 |
| Signal Generator | Agilent | E8257D | TGU | 2/1/2012 | 36 |

TEST DESCRIPTION

The 6dB occupied bandwidth was measured using 100 kHz resolution bandwidth and 300 kHz video bandwidth. The 99.9% (approximate 26 dB) emission bandwidth (EBW) was also measured at the same time.

The EUT was set to low, medium and high transmit frequencies. The measurement was made using a direct connection between the RF output of the EUT and the spectrum analyzer. The EUT was transmitting at the data rate(s) listed in the datasheet.



OCCUPIED BANDWIDTH

XMit 2013.08.15
PsaTx 2013.10.23

| | | | |
|------------------------------|--|------------------------|--|
| EUT: RAD7A/Radical 7 V2 | | Work Order: MASI0151 | |
| Serial Number: 1000000349 | | Date: 01/29/14 | |
| Customer: Masimo Corporation | | Temperature: 24.3°C | |
| Attendees: Mike Clark | | Humidity: 41% | |
| Project: None | | Barometric Pres.: 1011 | |
| Tested by: Jaemi Suh | | Power: Battery | |
| | | Job Site: OC13 | |

| | |
|---------------------|------------------|
| TEST SPECIFICATIONS | |
| FCC 15.247:2014 | ANSI C63.10:2009 |

COMMENTS
TX Power set to 90.

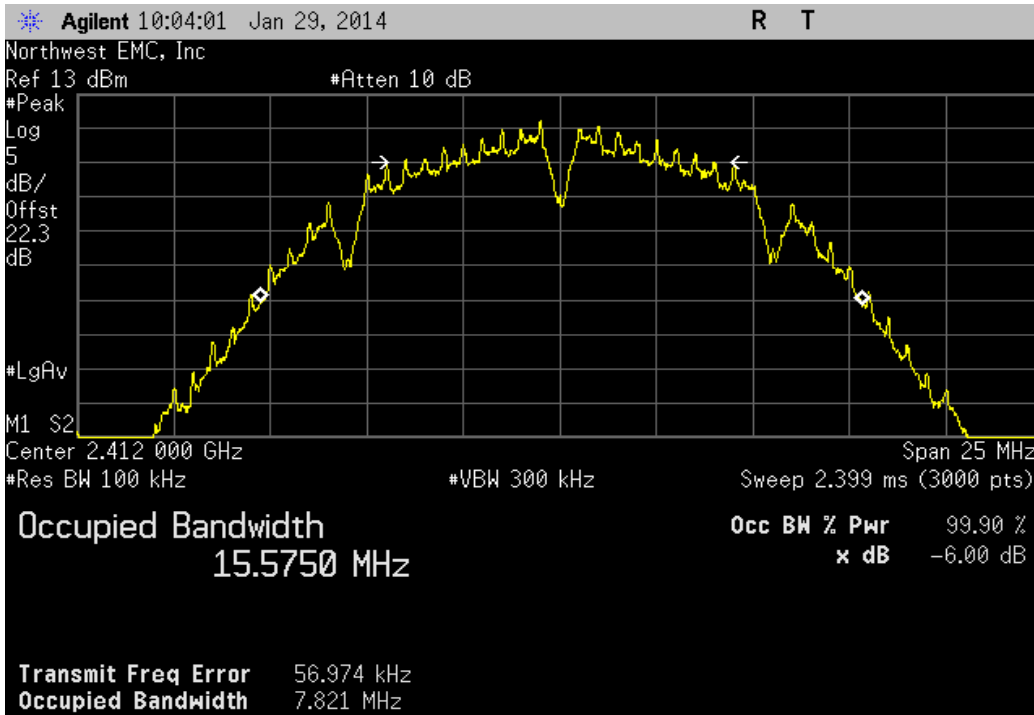
DEVIATIONS FROM TEST STANDARD
None

| | | |
|-----------------|---|---|
| Configuration # | 1 | Signature  |
|-----------------|---|---|

| | Value | Limit | Result |
|-----------------------------------|------------|-----------|--------|
| 2400 MHz - 2483.5 MHz Band | | | |
| 802.11(b) 1 Mbps | | | |
| Low Channel 1, 2412 MHz | 7.821 MHz | > 500 kHz | Pass |
| Mid Channel 6, 2437 MHz | 7.616 MHz | > 500 kHz | Pass |
| High Channel 11, 2462 MHz | 7.56 MHz | > 500 kHz | Pass |
| 802.11(b) 11 Mbps | | | |
| Low Channel 1, 2412 MHz | 7.521 MHz | > 500 kHz | Pass |
| Mid Channel 6, 2437 MHz | 7.863 MHz | > 500 kHz | Pass |
| High Channel 11, 2462 MHz | 7.177 MHz | > 500 kHz | Pass |
| 802.11(g) 6 Mbps | | | |
| Low Channel 1, 2412 MHz | 16.381 MHz | > 500 kHz | Pass |
| Mid Channel 6, 2437 MHz | 16.406 MHz | > 500 kHz | Pass |
| High Channel 11, 2462 MHz | 16.396 MHz | > 500 kHz | Pass |
| 802.11(g) 36 Mbps | | | |
| Low Channel 1, 2412 MHz | 16.45 MHz | > 500 kHz | Pass |
| Mid Channel 6, 2437 MHz | 16.459 MHz | > 500 kHz | Pass |
| High Channel 11, 2462 MHz | 16.487 MHz | > 500 kHz | Pass |
| 802.11(g) 54 Mbps | | | |
| Low Channel 1, 2412 MHz | 16.478 MHz | > 500 kHz | Pass |
| Mid Channel 6, 2437 MHz | 16.475 MHz | > 500 kHz | Pass |
| High Channel 11, 2462 MHz | 16.45 MHz | > 500 kHz | Pass |
| 5725 MHz - 5850 MHz Band | | | |
| 802.11(a) 6 Mbps | | | |
| Low Channel 149, 5745 MHz | 16.366 MHz | > 500 kHz | Pass |
| Mid Channel 157, 5785 MHz | 16.175 MHz | > 500 kHz | Pass |
| High Channel 165, 5825 MHz | 16.445 MHz | > 500 kHz | Pass |
| 802.11(a) 36 Mbps | | | |
| Low Channel 149, 5745 MHz | 16.352 MHz | > 500 kHz | Pass |
| Mid Channel 157, 5785 MHz | 16.276 MHz | > 500 kHz | Pass |
| High Channel 165, 5825 MHz | 16.334 MHz | > 500 kHz | Pass |
| 802.11(a) 54 Mbps | | | |
| Low Channel 149, 5745 MHz | 16.283 MHz | > 500 kHz | Pass |
| Mid Channel 157, 5785 MHz | 16.444 MHz | > 500 kHz | Pass |
| High Channel 165, 5825 MHz | 16.361 MHz | > 500 kHz | Pass |

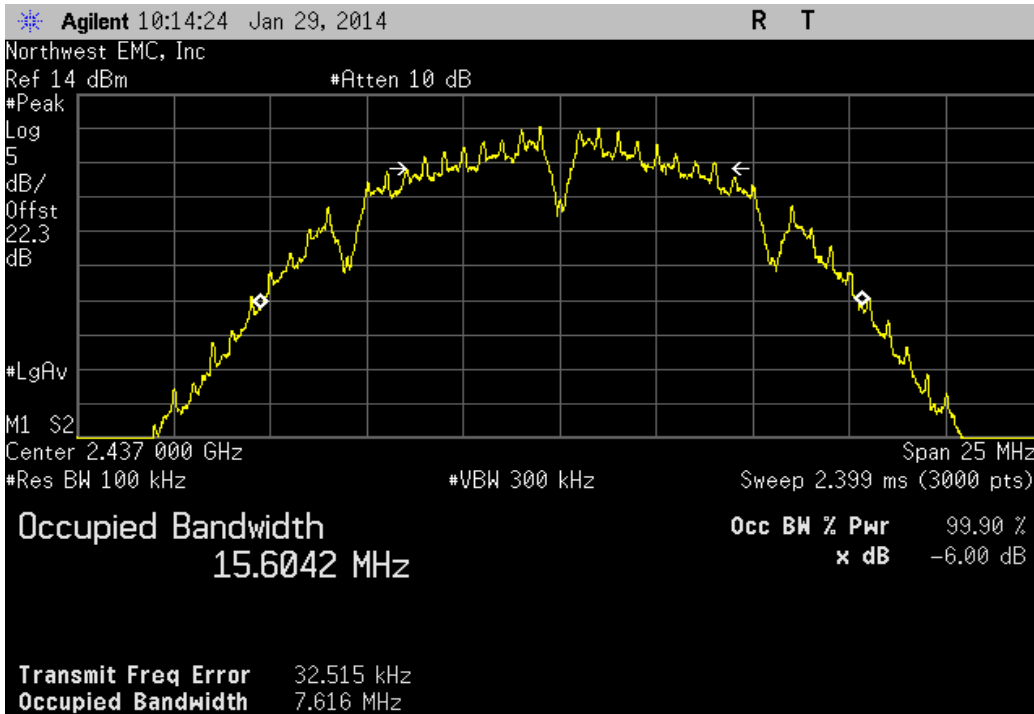
2400 MHz - 2483.5 MHz Band, 802.11(b) 1 Mbps, Low Channel 1, 2412 MHz

| Value | Limit | Result |
|-----------|-----------|--------|
| 7.821 MHz | > 500 kHz | Pass |



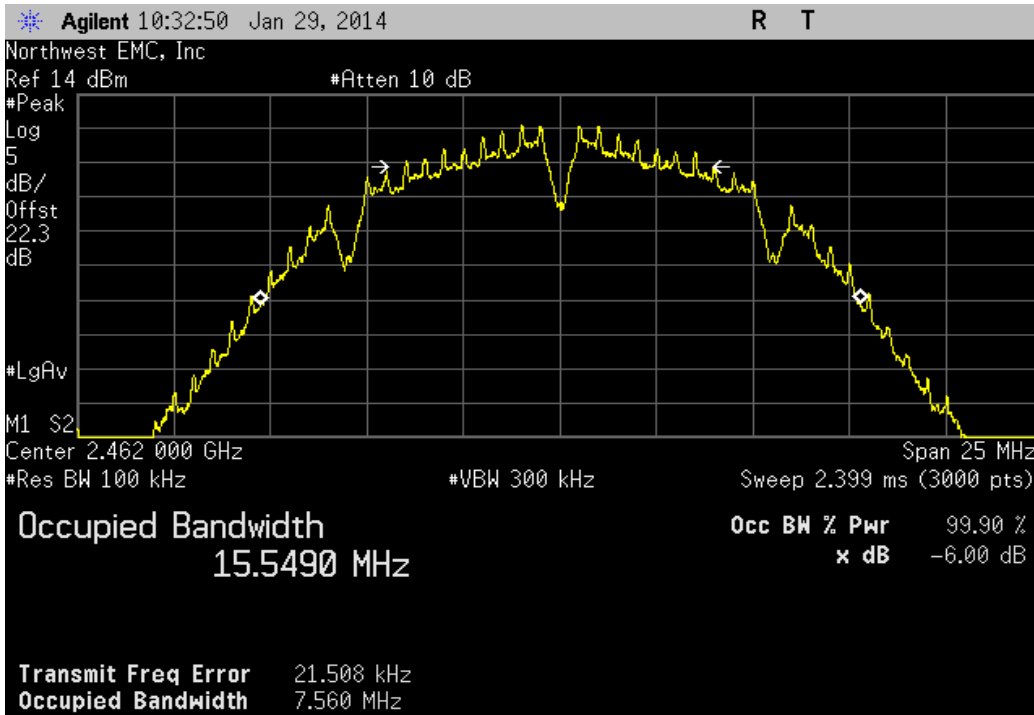
2400 MHz - 2483.5 MHz Band, 802.11(b) 1 Mbps, Mid Channel 6, 2437 MHz

| Value | Limit | Result |
|-----------|-----------|--------|
| 7.616 MHz | > 500 kHz | Pass |



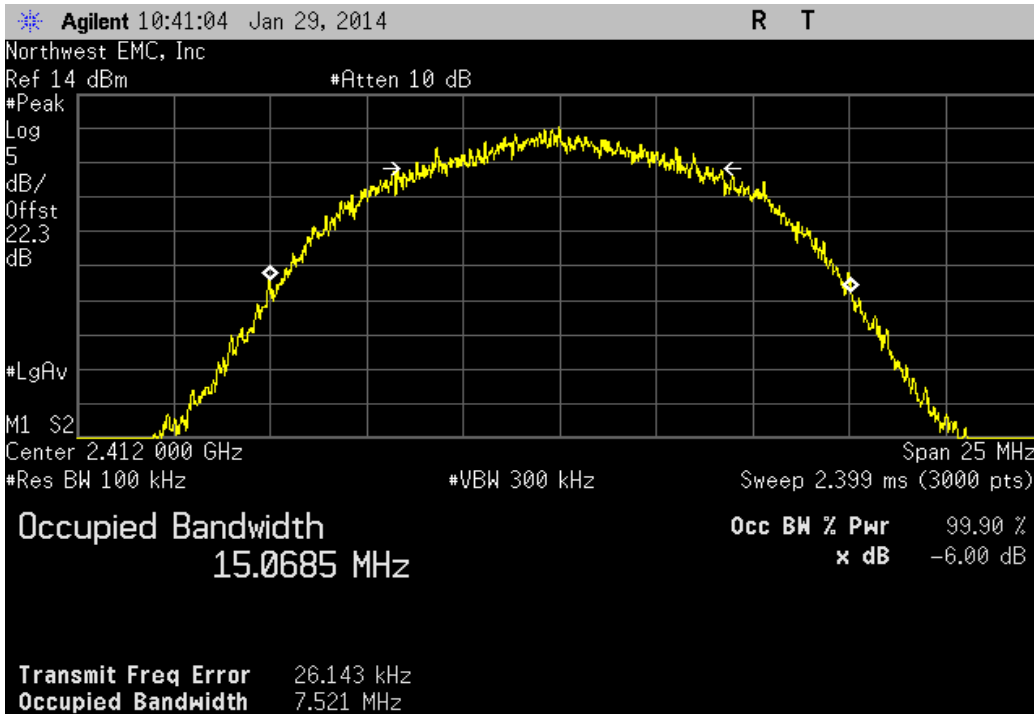
2400 MHz - 2483.5 MHz Band, 802.11(b) 1 Mbps, High Channel 11, 2462 MHz

| | Value | Limit | Result |
|--|----------|-----------|--------|
| | 7.56 MHz | > 500 kHz | Pass |

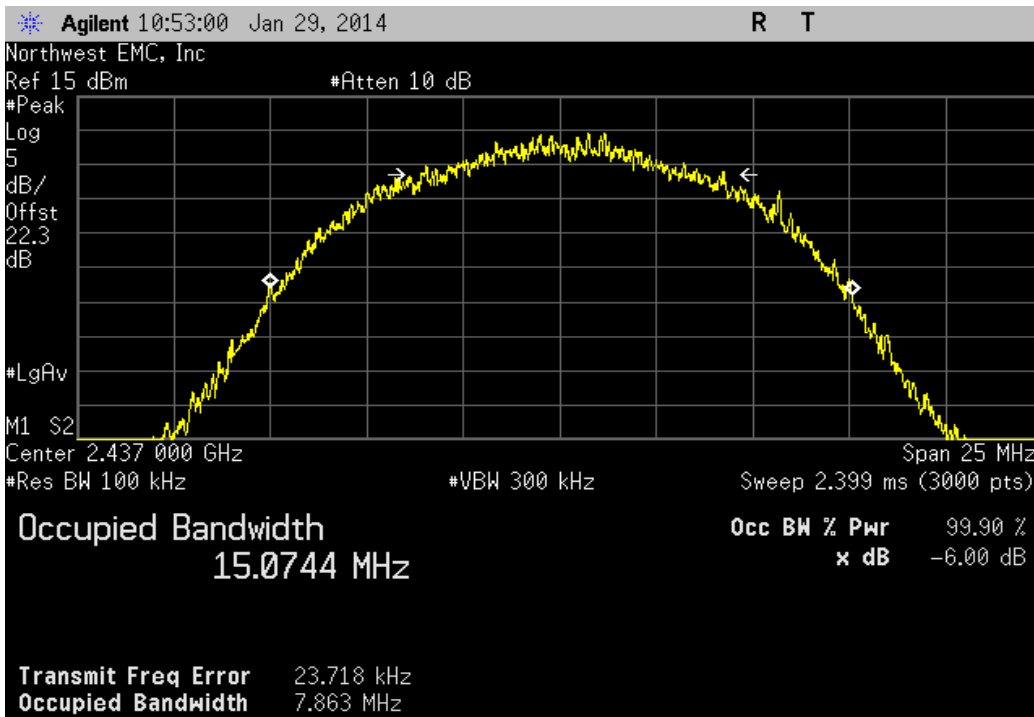


2400 MHz - 2483.5 MHz Band, 802.11(b) 11 Mbps, Low Channel 1, 2412 MHz

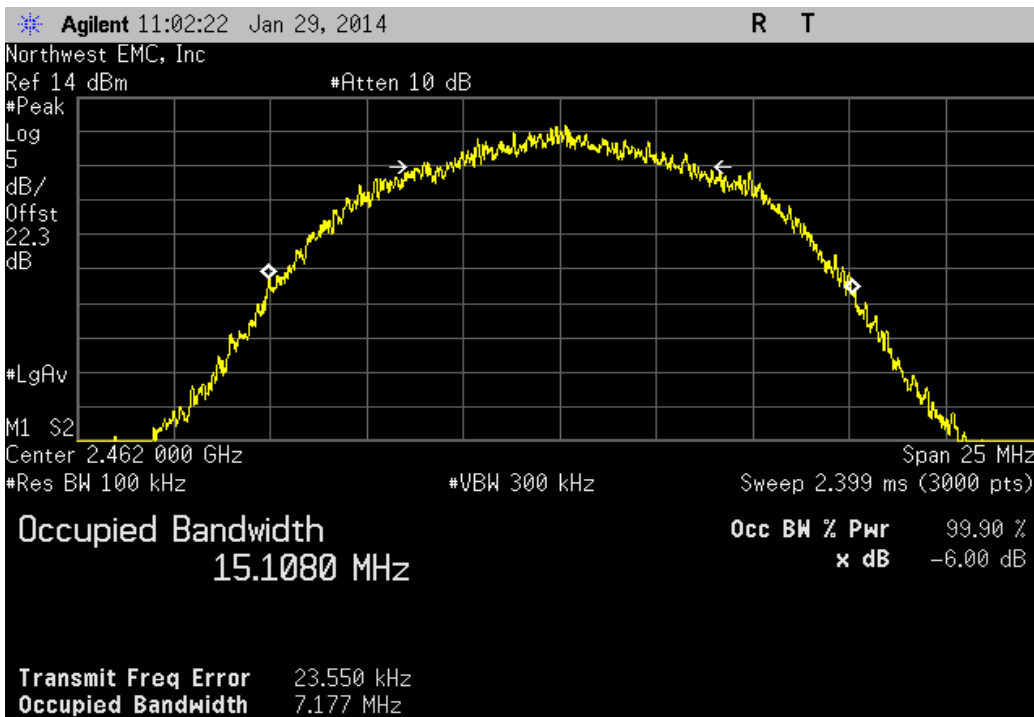
| | Value | Limit | Result |
|--|-----------|-----------|--------|
| | 7.521 MHz | > 500 kHz | Pass |



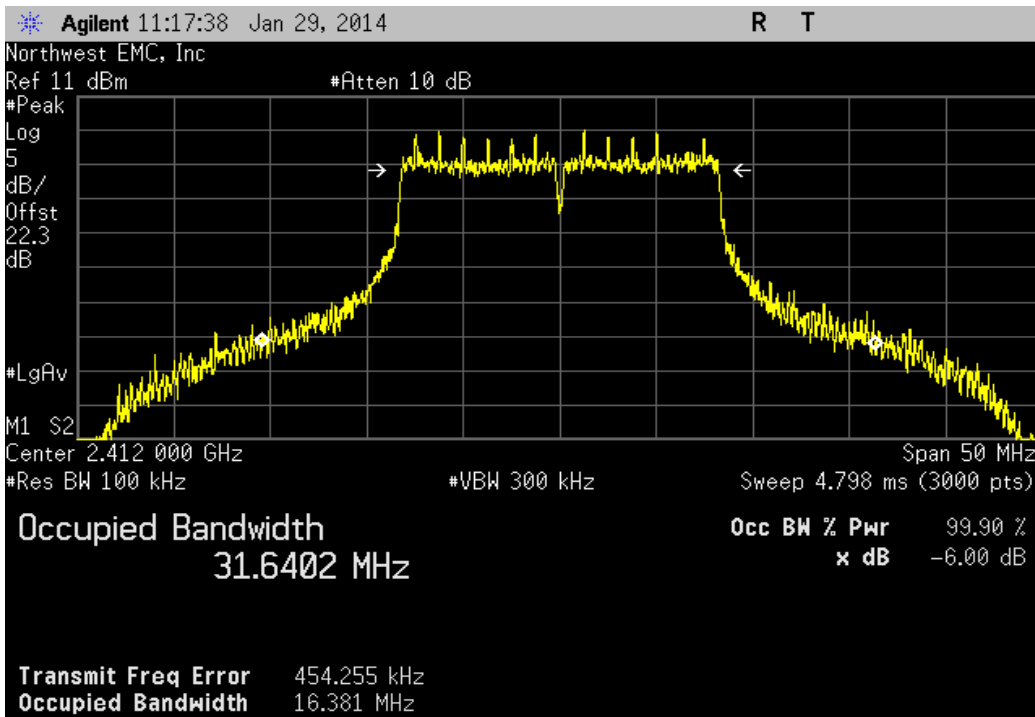
| 2400 MHz - 2483.5 MHz Band, 802.11(b) 11 Mbps, Mid Channel 6, 2437 MHz | | | |
|--|-----------|-----------|--------|
| | Value | Limit | Result |
| | 7.863 MHz | > 500 kHz | Pass |



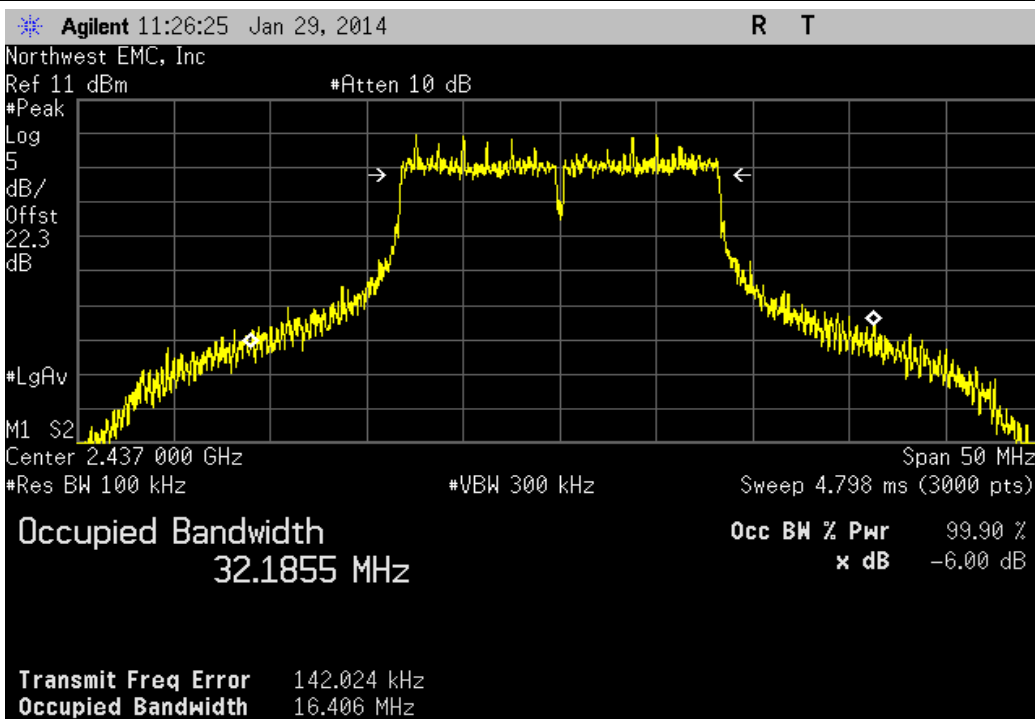
| 2400 MHz - 2483.5 MHz Band, 802.11(b) 11 Mbps, High Channel 11, 2462 MHz | | | |
|--|-----------|-----------|--------|
| | Value | Limit | Result |
| | 7.177 MHz | > 500 kHz | Pass |



| 2400 MHz - 2483.5 MHz Band, 802.11(g) 6 Mbps, Low Channel 1, 2412 MHz | | | |
|---|------------|-----------|--------|
| | Value | Limit | Result |
| | 16.381 MHz | > 500 kHz | Pass |

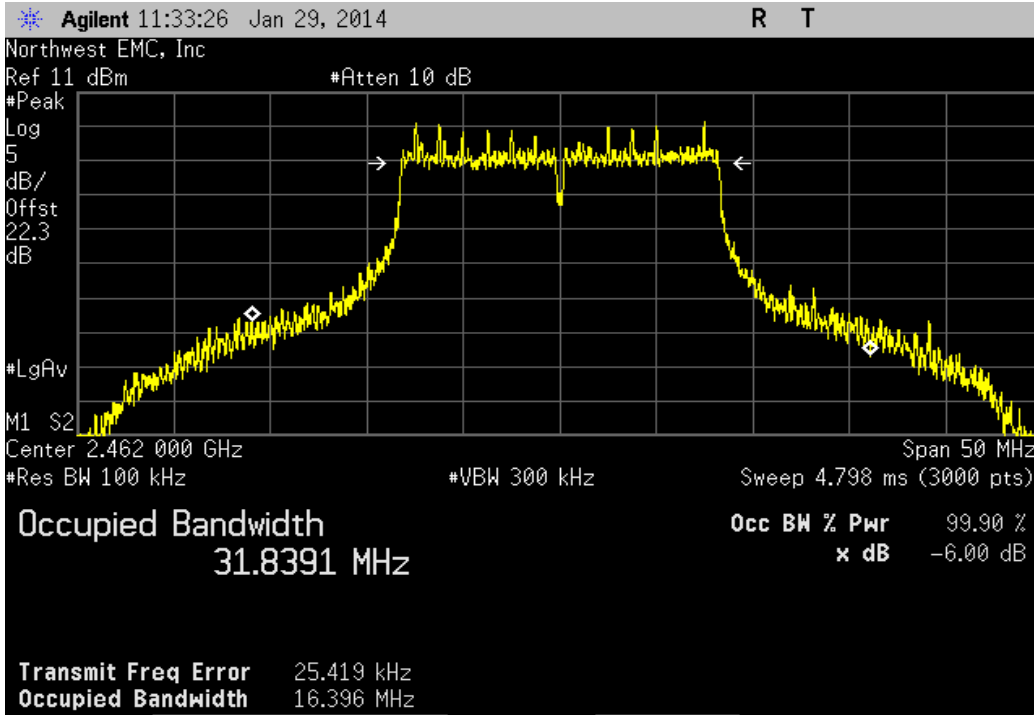


| 2400 MHz - 2483.5 MHz Band, 802.11(g) 6 Mbps, Mid Channel 6, 2437 MHz | | | |
|---|------------|-----------|--------|
| | Value | Limit | Result |
| | 16.406 MHz | > 500 kHz | Pass |



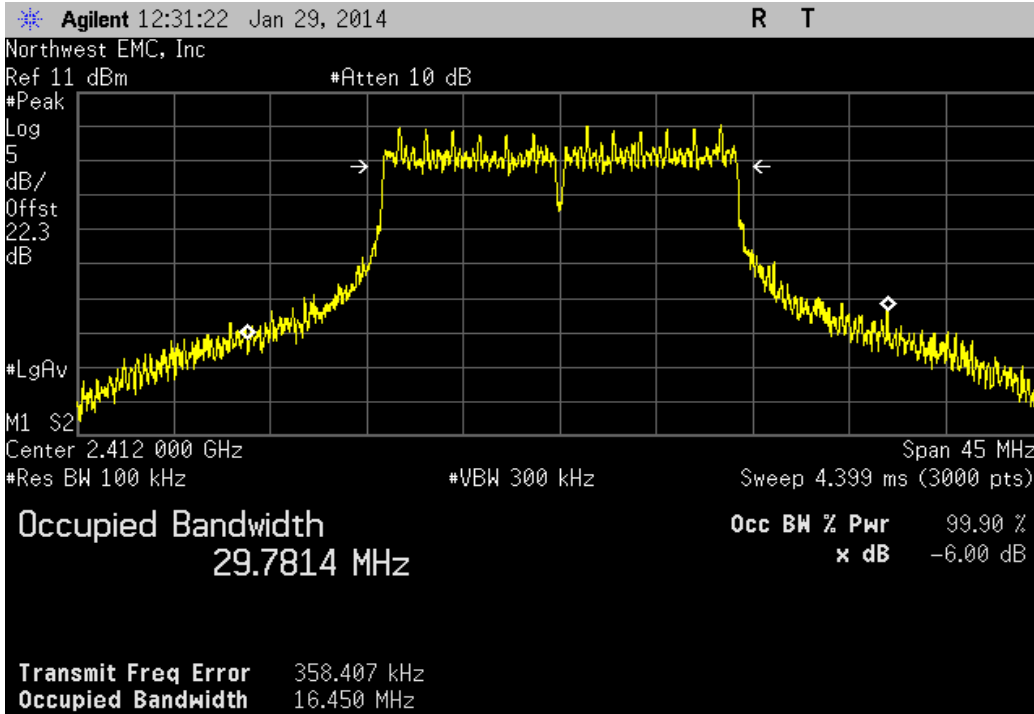
2400 MHz - 2483.5 MHz Band, 802.11(g) 6 Mbps, High Channel 11, 2462 MHz

| Value | Limit | Result |
|------------|-----------|--------|
| 16.396 MHz | > 500 kHz | Pass |



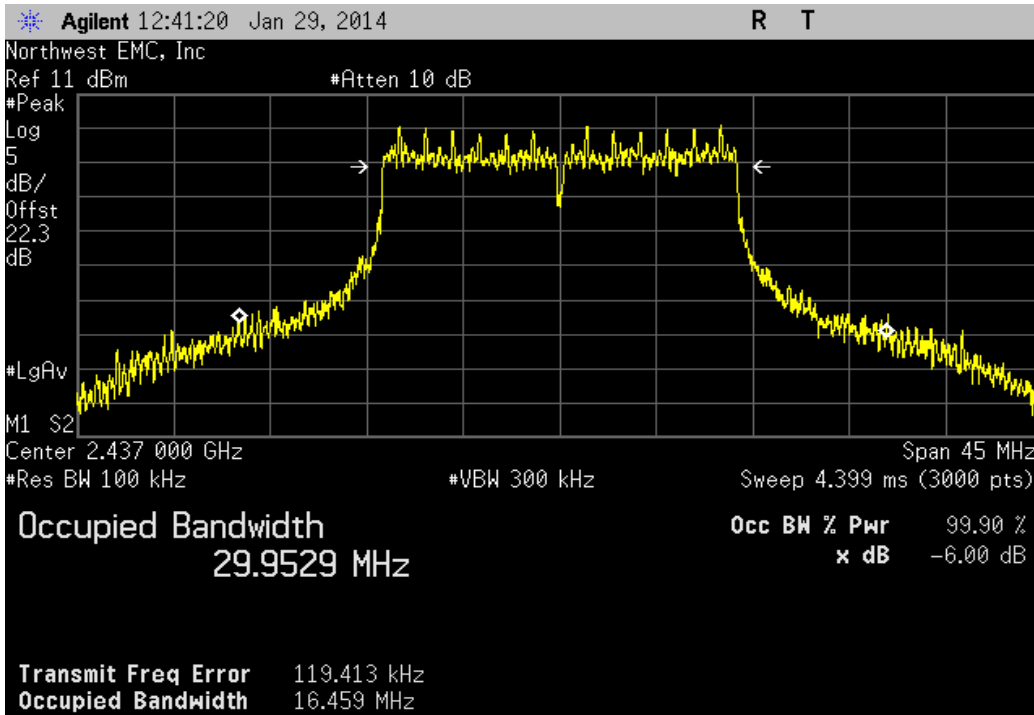
2400 MHz - 2483.5 MHz Band, 802.11(g) 36 Mbps, Low Channel 1, 2412 MHz

| Value | Limit | Result |
|-----------|-----------|--------|
| 16.45 MHz | > 500 kHz | Pass |



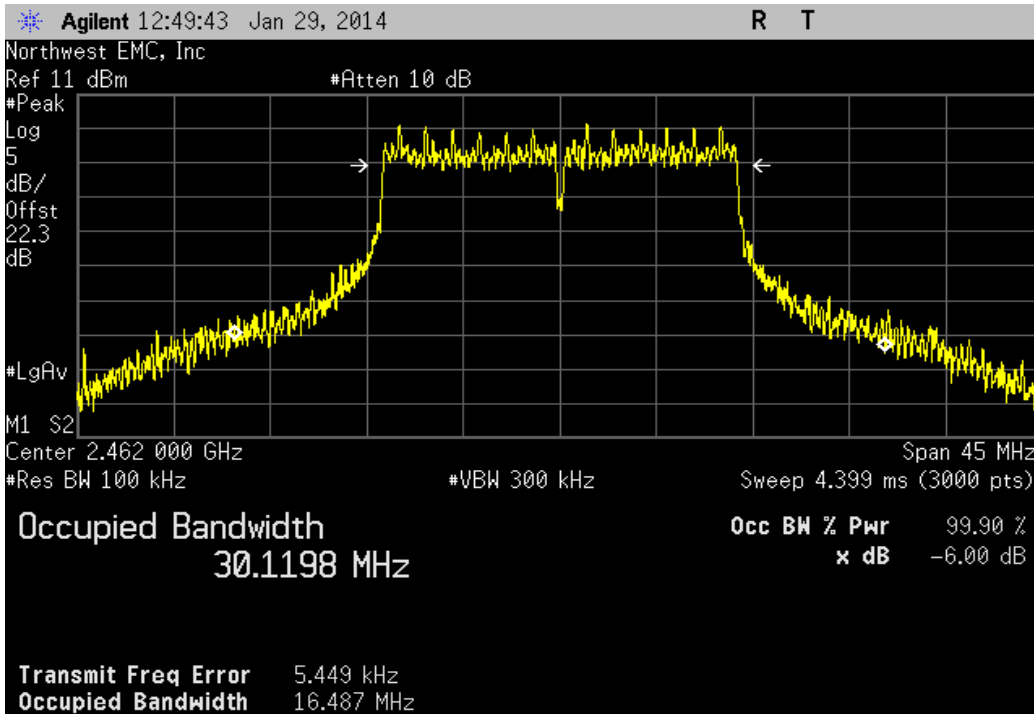
2400 MHz - 2483.5 MHz Band, 802.11(g) 36 Mbps, Mid Channel 6, 2437 MHz

| Value | Limit | Result |
|------------|-----------|--------|
| 16.459 MHz | > 500 kHz | Pass |



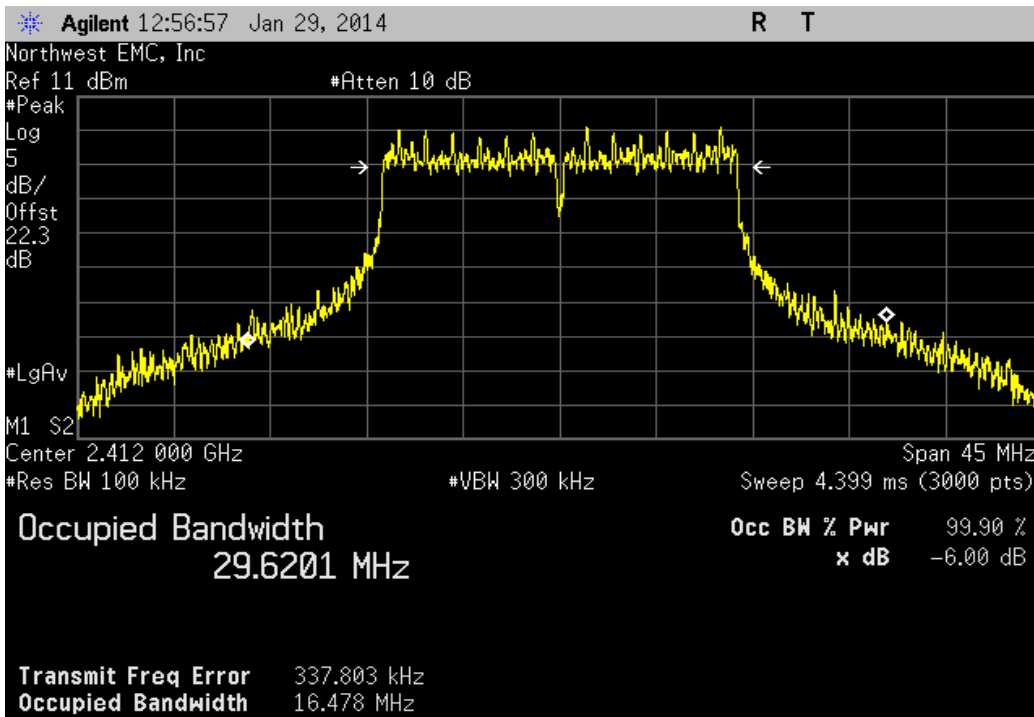
2400 MHz - 2483.5 MHz Band, 802.11(g) 36 Mbps, High Channel 11, 2462 MHz

| Value | Limit | Result |
|------------|-----------|--------|
| 16.487 MHz | > 500 kHz | Pass |



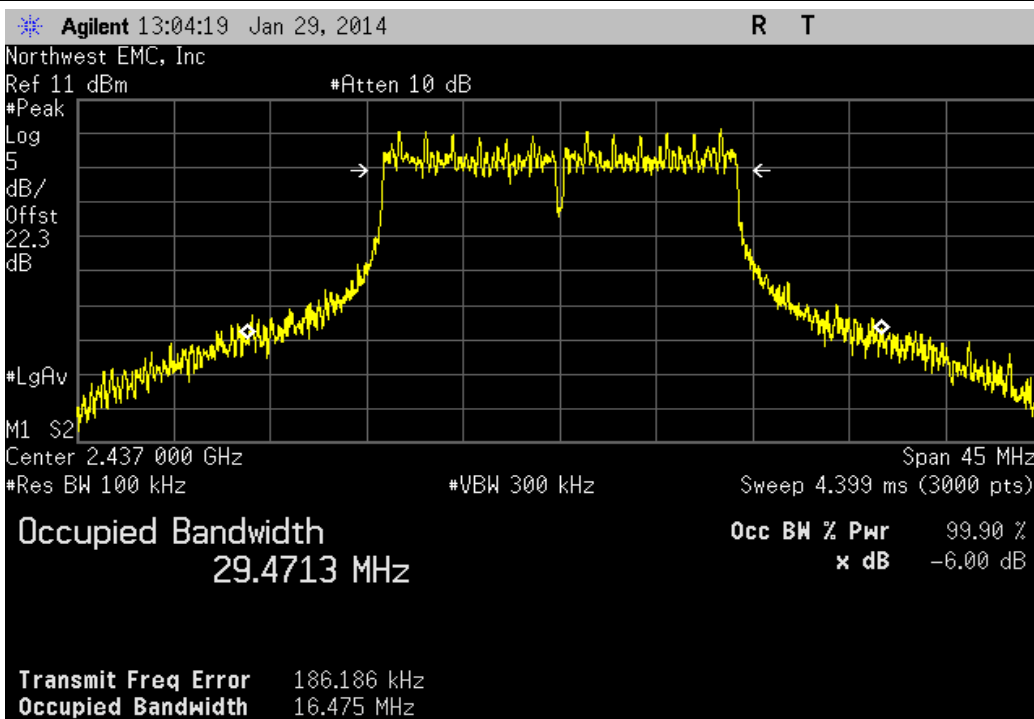
2400 MHz - 2483.5 MHz Band, 802.11(g) 54 Mbps, Low Channel 1, 2412 MHz

| Value | Limit | Result |
|------------|-----------|--------|
| 16.478 MHz | > 500 kHz | Pass |

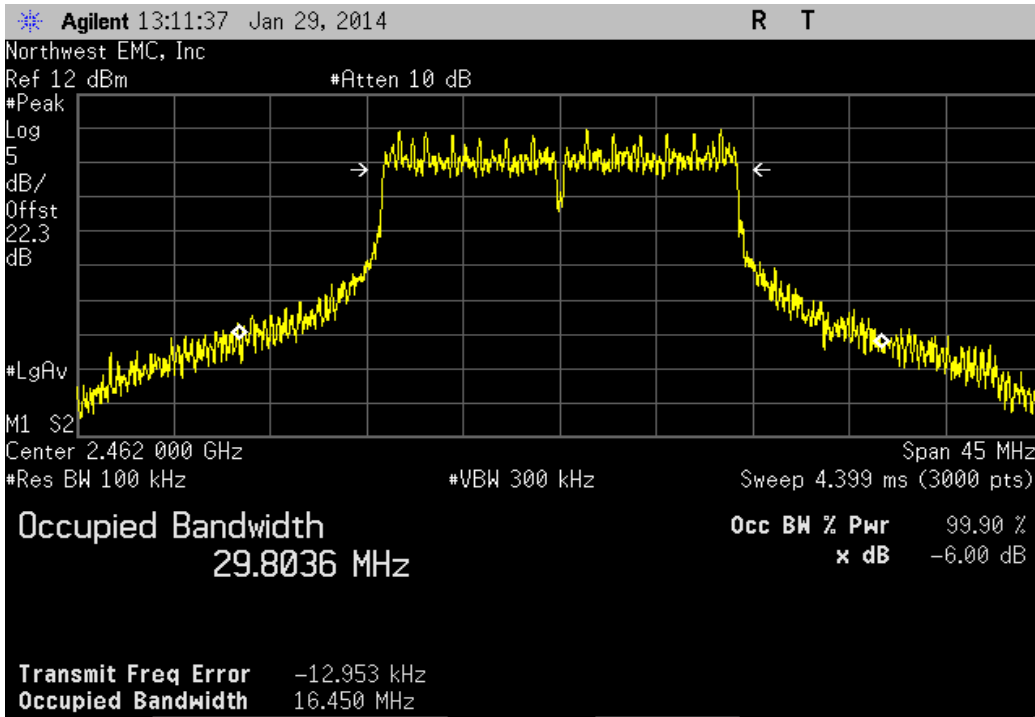


2400 MHz - 2483.5 MHz Band, 802.11(g) 54 Mbps, Mid Channel 6, 2437 MHz

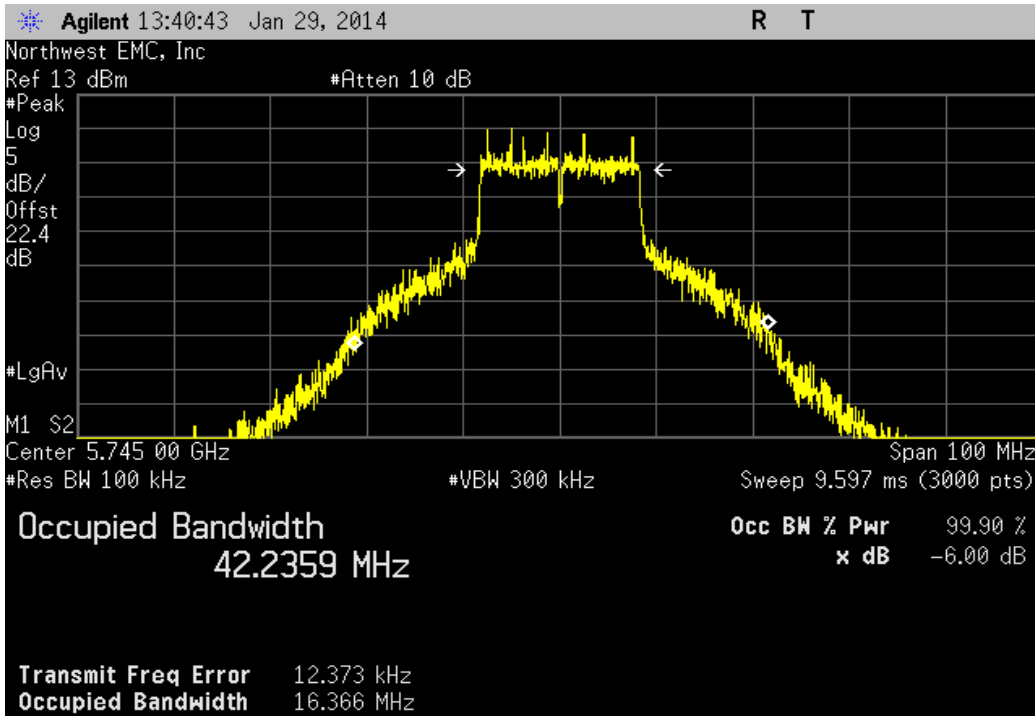
| Value | Limit | Result |
|------------|-----------|--------|
| 16.475 MHz | > 500 kHz | Pass |



| 2400 MHz - 2483.5 MHz Band, 802.11(g) 54 Mbps, High Channel 11, 2462 MHz | | | |
|--|-----------|-----------|--------|
| | Value | Limit | Result |
| | 16.45 MHz | > 500 kHz | Pass |

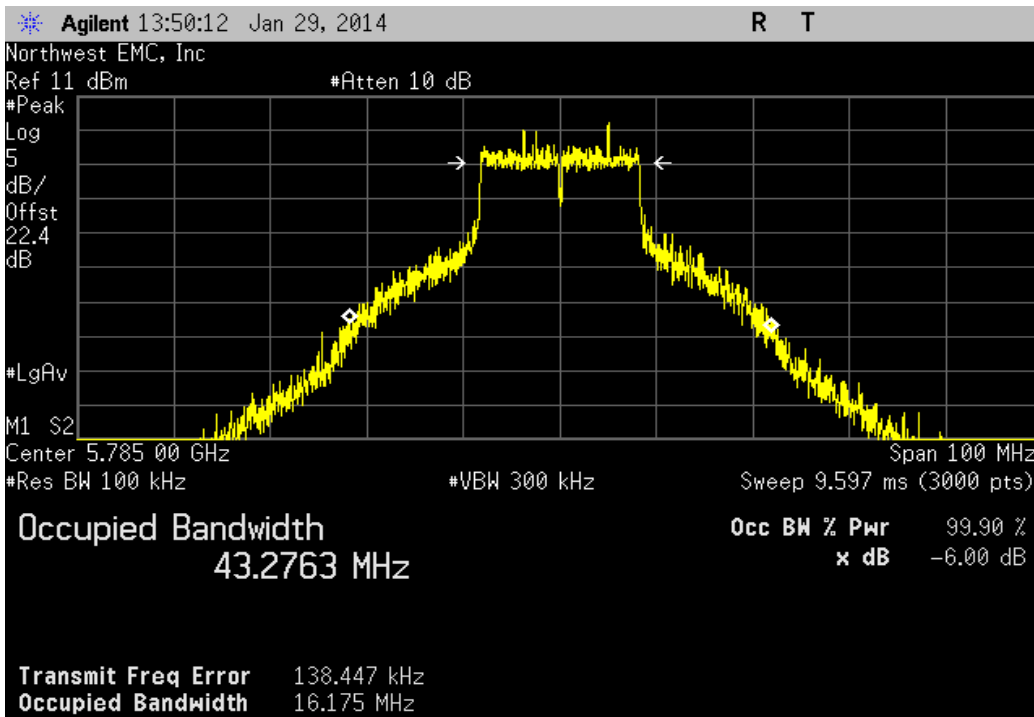


| 5725 MHz - 5850 MHz Band, 802.11(a) 6 Mbps, Low Channel 149, 5745 MHz | | | |
|---|------------|-----------|--------|
| | Value | Limit | Result |
| | 16.366 MHz | > 500 kHz | Pass |



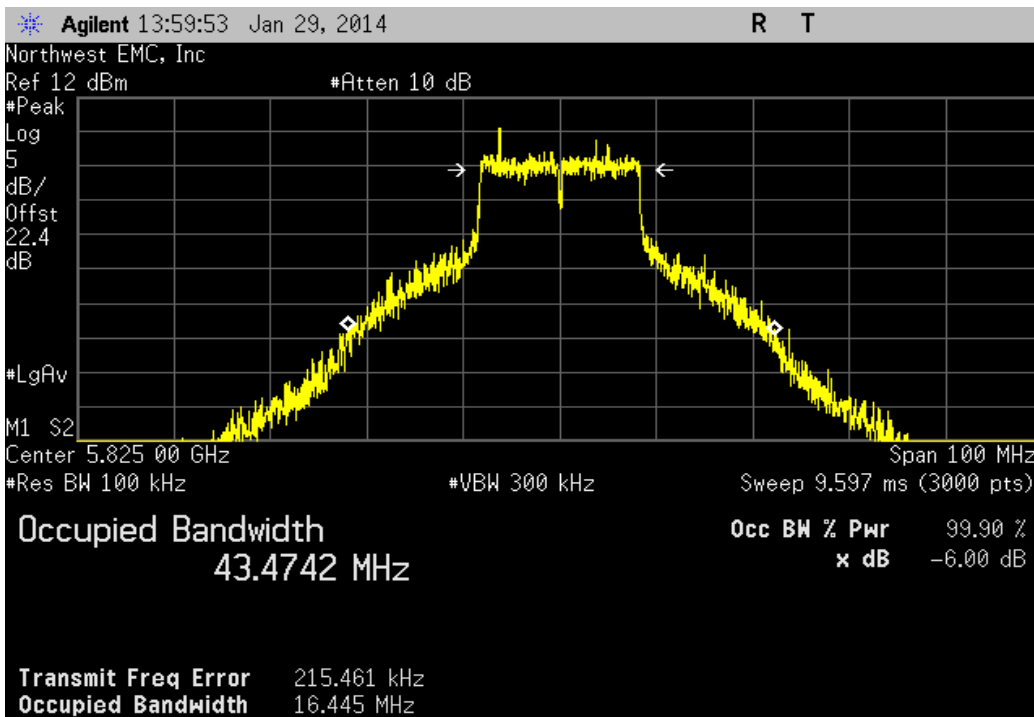
5725 MHz - 5850 MHz Band, 802.11(a) 6 Mbps, Mid Channel 157, 5785 MHz

| | | | | Value | Limit | Result |
|--|--|--|--|------------|-----------|--------|
| | | | | 16.175 MHz | > 500 kHz | Pass |



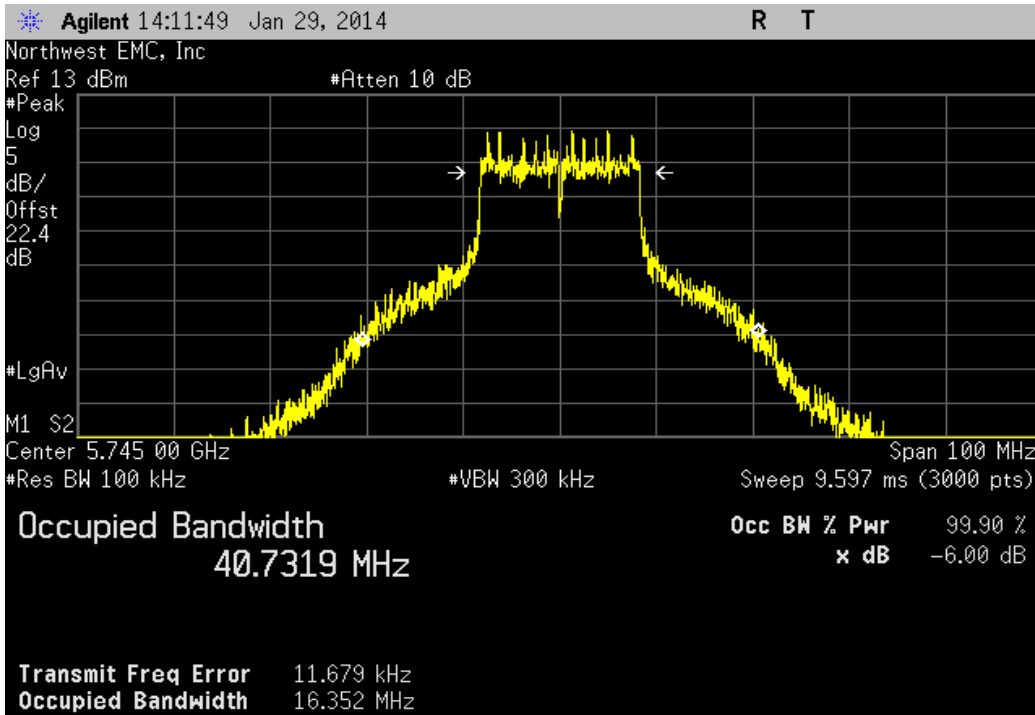
5725 MHz - 5850 MHz Band, 802.11(a) 6 Mbps, High Channel 165, 5825 MHz

| | | | | Value | Limit | Result |
|--|--|--|--|------------|-----------|--------|
| | | | | 16.445 MHz | > 500 kHz | Pass |



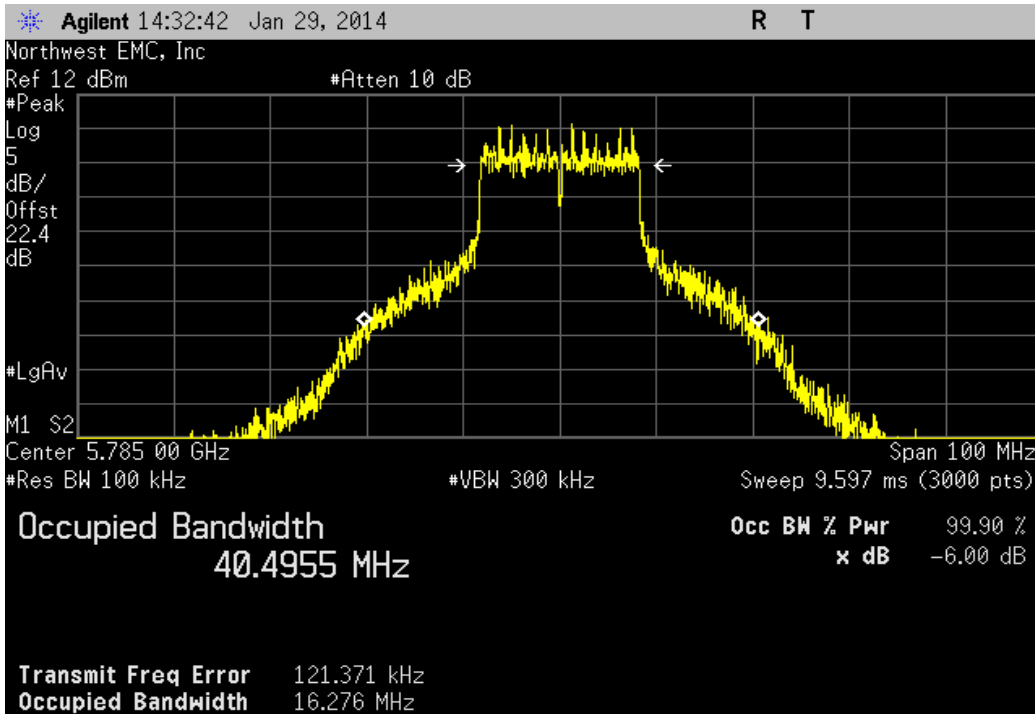
5725 MHz - 5850 MHz Band, 802.11(a) 36 Mbps, Low Channel 149, 5745 MHz

| | | | | Value | Limit | Result |
|--|--|--|--|------------|-----------|--------|
| | | | | 16.352 MHz | > 500 kHz | Pass |

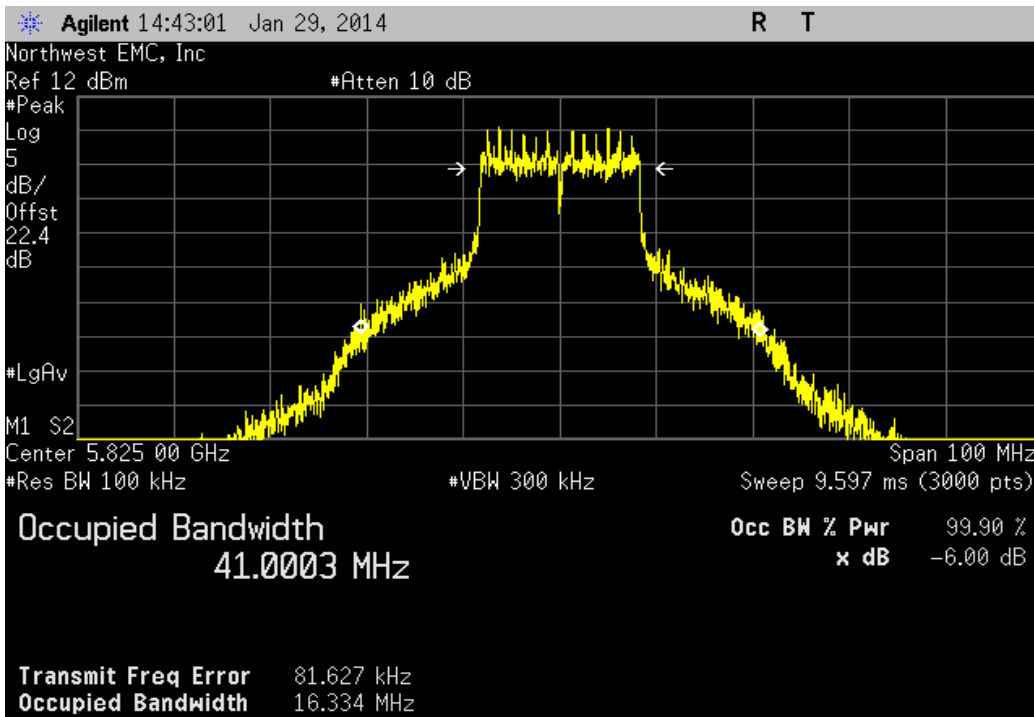


5725 MHz - 5850 MHz Band, 802.11(a) 36 Mbps, Mid Channel 157, 5785 MHz

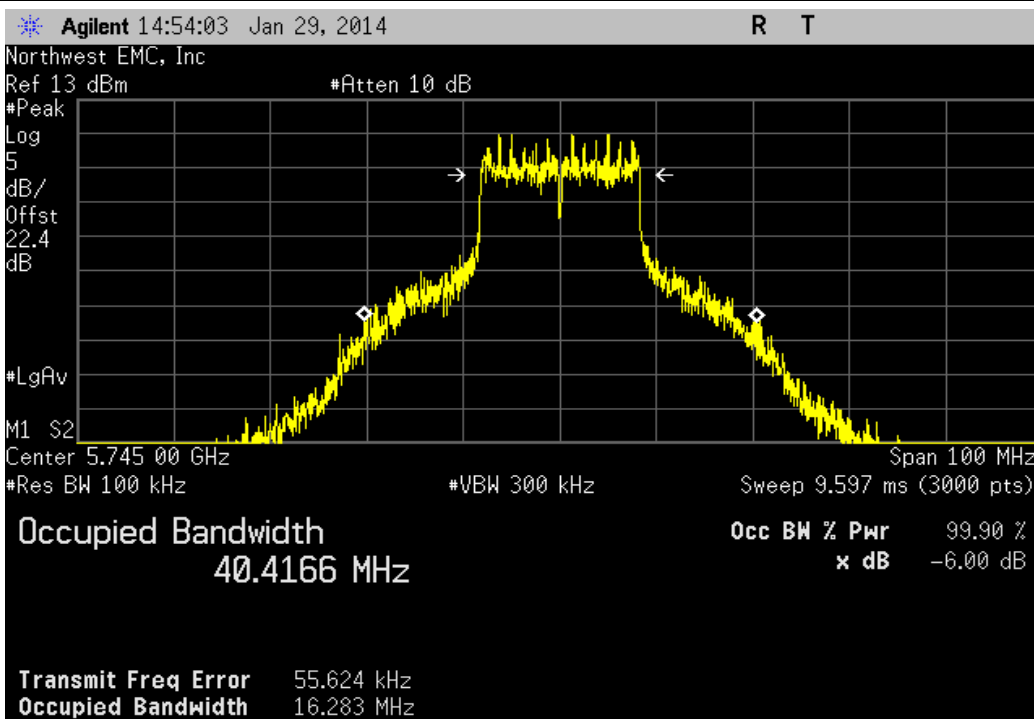
| | | | | Value | Limit | Result |
|--|--|--|--|------------|-----------|--------|
| | | | | 16.276 MHz | > 500 kHz | Pass |



| 5725 MHz - 5850 MHz Band, 802.11(a) 36 Mbps, High Channel 165, 5825 MHz | | | |
|---|------------|-----------|--------|
| | Value | Limit | Result |
| | 16.334 MHz | > 500 kHz | Pass |

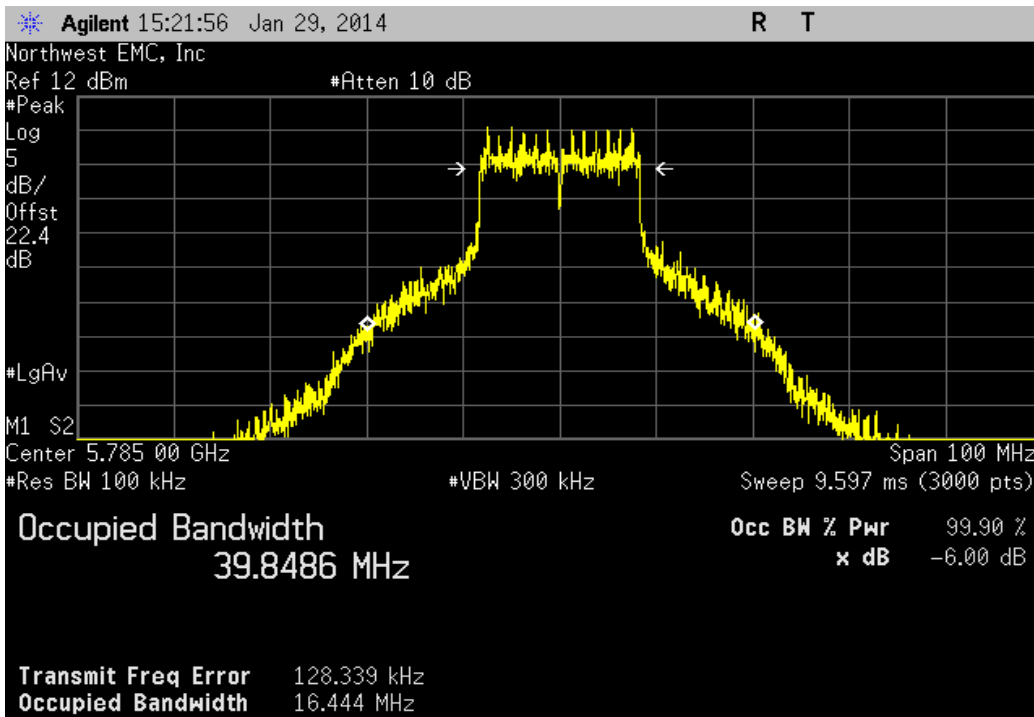


| 5725 MHz - 5850 MHz Band, 802.11(a) 54 Mbps, Low Channel 149, 5745 MHz | | | |
|--|------------|-----------|--------|
| | Value | Limit | Result |
| | 16.283 MHz | > 500 kHz | Pass |



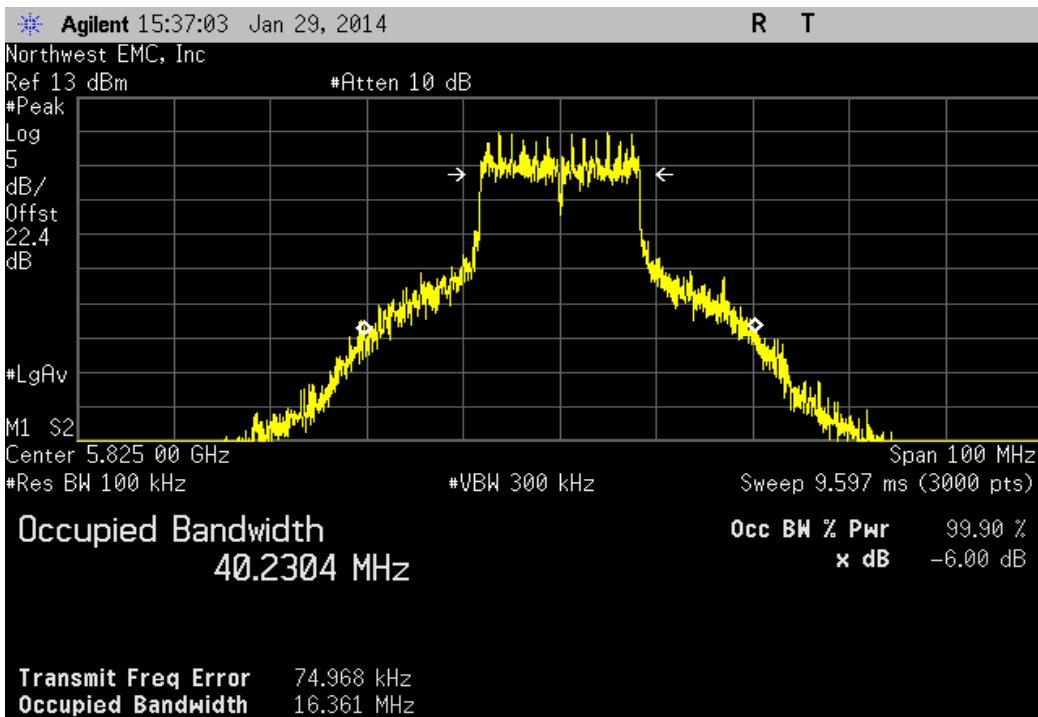
5725 MHz - 5850 MHz Band, 802.11(a) 54 Mbps, Mid Channel 157, 5785 MHz

| | | | | Value | Limit | Result |
|--|--|--|--|------------|-----------|--------|
| | | | | 16.444 MHz | > 500 kHz | Pass |



5725 MHz - 5850 MHz Band, 802.11(a) 54 Mbps, High Channel 165, 5825 MHz

| | | | | Value | Limit | Result |
|--|--|--|--|------------|-----------|--------|
| | | | | 16.361 MHz | > 500 kHz | Pass |



OUTPUT POWER

Testing was performed using the mode(s) of operation and configuration(s) noted within the report. The individuals and/or the organization requesting the test provided the modes, configurations and settings used to complete the evaluation. The actual test parameters are specified in the test data, this includes items such as investigated frequency range (scanned) and test levels. The testing methods and performance specifications, as well as the test site used for the evaluation are indicated in the test data.

TEST EQUIPMENT

| Description | Manufacturer | Model | ID | Last Cal. | Interval (mos) |
|-------------------------|--------------------|------------------|-----|-----------|----------------|
| Spectrum Analyzer | Agilent | E4446A | AAV | 2/22/2013 | 24 |
| OC13 Cables | Fairview Microwave | SCA1814-0101-120 | OCZ | NCR | 0 |
| Attenuator, 20db, 'SMA' | Weinschel Corp | 4H-20 | AWB | 6/7/2013 | 12 |
| 40GHz DC Block | Miteq | DCB4000 | AMD | 5/16/2013 | 12 |
| Power Meter | Hewlett Packard | E4418A | SPA | 4/11/2012 | 24 |
| Power Sensor | Agilent | E4412A | SQE | 4/11/2012 | 24 |
| Signal Generator | Agilent | E8257D | TGU | 2/1/2012 | 36 |

TEST DESCRIPTION

The transmit frequency was set to the required channels in each band. The transmit power was set to its default maximum. A direct connection was made between the RF output of the EUT and a spectrum analyzer. Attenuation and a DC block were used. The reference level offset on the spectrum analyzer was adjusted to compensate for cable loss and the external attenuation used between the RF output and the spectrum analyzer input.

Method Option 1 found in KDB 558074 DTS D01 Measurement Section 8.1.1 was used because the RBW on the analyzer was greater than the Emission Bandwidth of the radio.

De Facto EIRP Limit: Per 47 CFR 15.247 (b)(1-3), the EUT meets the de facto EIRP limit of +36 dBm.



OUTPUT POWER

| | | |
|------------------------------|----------------|------------------------|
| EUT: RAD7A/Radical 7 V2 | | Work Order: MASI0151 |
| Serial Number: 1000000349 | | Date: 01/29/14 |
| Customer: Masimo Corporation | | Temperature: 24.3°C |
| Attendees: Mike Clark | | Humidity: 41% |
| Project: None | | Barometric Pres.: 1011 |
| Tested by: Jaemi Suh | Power: Battery | Job Site: OC13 |

| | |
|---------------------|------------------|
| TEST SPECIFICATIONS | Test Method |
| FCC 15.247:2014 | ANSI C63.10:2009 |

COMMENTS
TX Power set to 90.

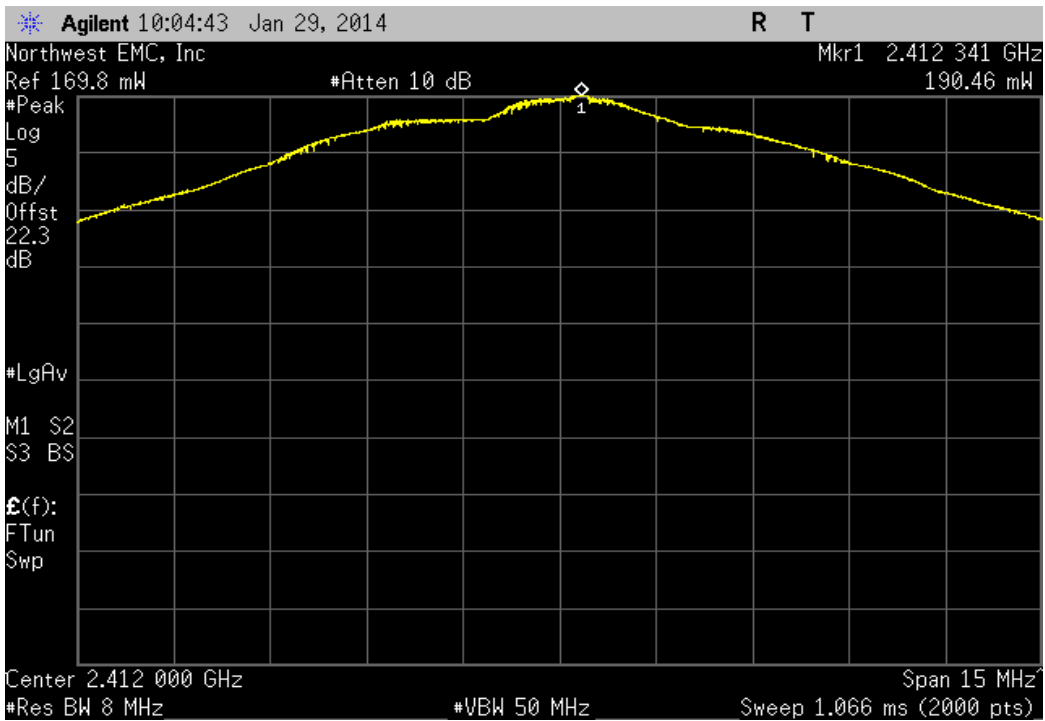
DEVIATIONS FROM TEST STANDARD
None

| | | |
|-----------------|---|---|
| Configuration # | 1 | Signature  |
|-----------------|---|---|

| | Value | Limit | Result |
|-----------------------------------|------------|-------|--------|
| 2400 MHz - 2483.5 MHz Band | | | |
| 802.11(b) 1 Mbps | | | |
| Low Channel 1, 2412 MHz | 190.458 mW | < 1 W | Pass |
| Mid Channel 6, 2437 MHz | 210.863 mW | < 1 W | Pass |
| High Channel 11, 2462 MHz | 207.348 mW | < 1 W | Pass |
| 802.11(b) 11 Mbps | | | |
| Low Channel 1, 2412 MHz | 198.244 mW | < 1 W | Pass |
| Mid Channel 6, 2437 MHz | 212.373 mW | < 1 W | Pass |
| High Channel 11, 2462 MHz | 218.022 mW | < 1 W | Pass |
| 802.11(g) 6 Mbps | | | |
| Low Channel 1, 2412 MHz | 63.982 mW | < 1 W | Pass |
| Mid Channel 6, 2437 MHz | 65.27 mW | < 1 W | Pass |
| High Channel 11, 2462 MHz | 70.604 mW | < 1 W | Pass |
| 802.11(g) 36 Mbps | | | |
| Low Channel 1, 2412 MHz | 65.864 mW | < 1 W | Pass |
| Mid Channel 6, 2437 MHz | 73.602 mW | < 1 W | Pass |
| High Channel 11, 2462 MHz | 77.876 mW | < 1 W | Pass |
| 802.11(g) 54 Mbps | | | |
| Low Channel 1, 2412 MHz | 69.613 mW | < 1 W | Pass |
| Mid Channel 6, 2437 MHz | 74.864 mW | < 1 W | Pass |
| High Channel 11, 2462 MHz | 77.88 mW | < 1 W | Pass |
| 5725 MHz - 5850 MHz Band | | | |
| 802.11(a) 6 Mbps | | | |
| Low Channel 149, 5745 MHz | 101.181 mW | < 1 W | Pass |
| Mid Channel 157, 5785 MHz | 83.416 mW | < 1 W | Pass |
| High Channel 165, 5825 MHz | 89.013 mW | < 1 W | Pass |
| 802.11(a) 36 Mbps | | | |
| Low Channel 149, 5745 MHz | 82.675 mW | < 1 W | Pass |
| Mid Channel 157, 5785 MHz | 73.935 mW | < 1 W | Pass |
| High Channel 165, 5825 MHz | 83.747 mW | < 1 W | Pass |
| 802.11(a) 54 Mbps | | | |
| Low Channel 149, 5745 MHz | 88.183 mW | < 1 W | Pass |
| Mid Channel 157, 5785 MHz | 66.807 mW | < 1 W | Pass |
| High Channel 165, 5825 MHz | 88.736 mW | < 1 W | Pass |

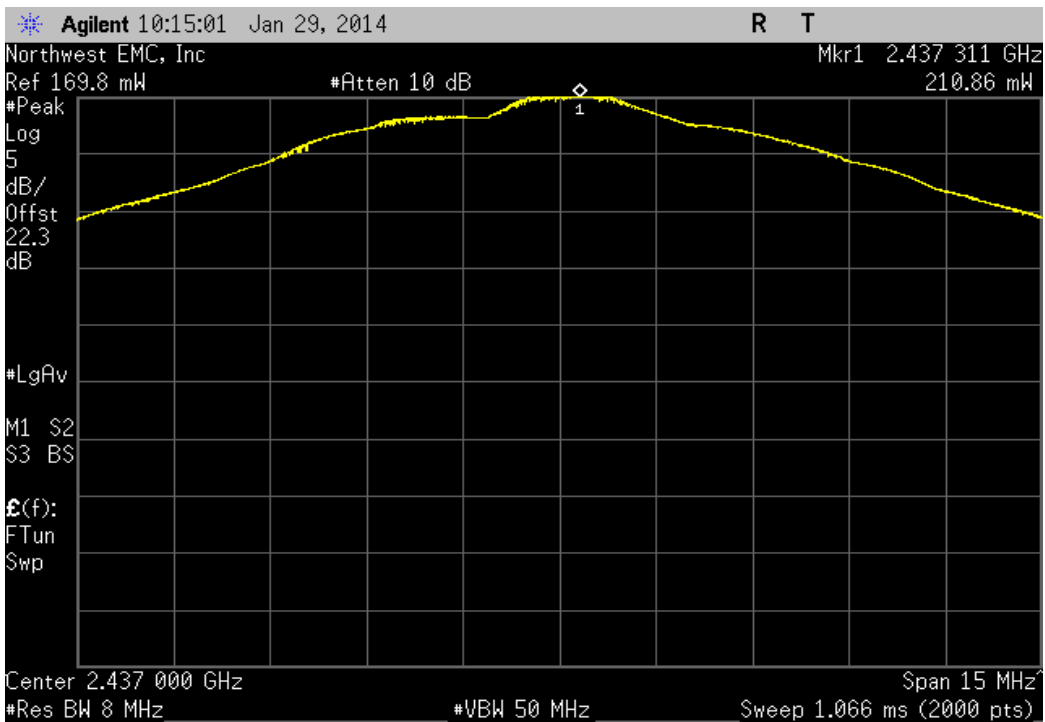
2400 MHz - 2483.5 MHz Band, 802.11(b) 1 Mbps, Low Channel 1, 2412 MHz

| Value | Limit | Result |
|------------|-------|--------|
| 190.458 mW | < 1 W | Pass |



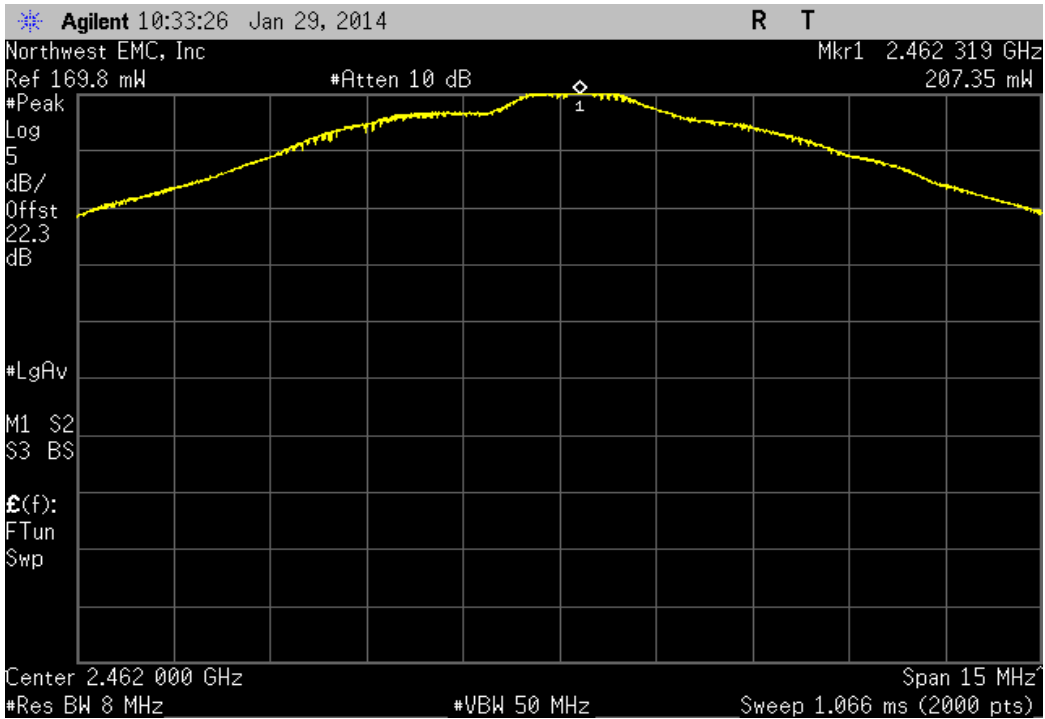
2400 MHz - 2483.5 MHz Band, 802.11(b) 1 Mbps, Mid Channel 6, 2437 MHz

| Value | Limit | Result |
|------------|-------|--------|
| 210.863 mW | < 1 W | Pass |



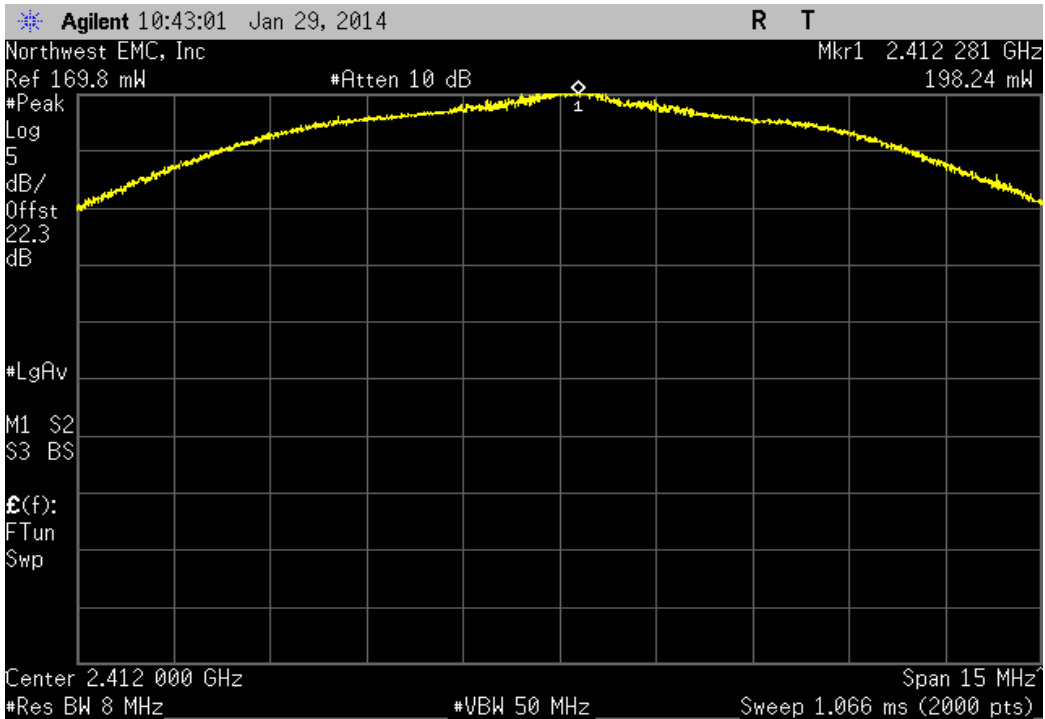
2400 MHz - 2483.5 MHz Band, 802.11(b) 1 Mbps, High Channel 11, 2462 MHz

| Value | Limit | Result |
|------------|-------|--------|
| 207.348 mW | < 1 W | Pass |



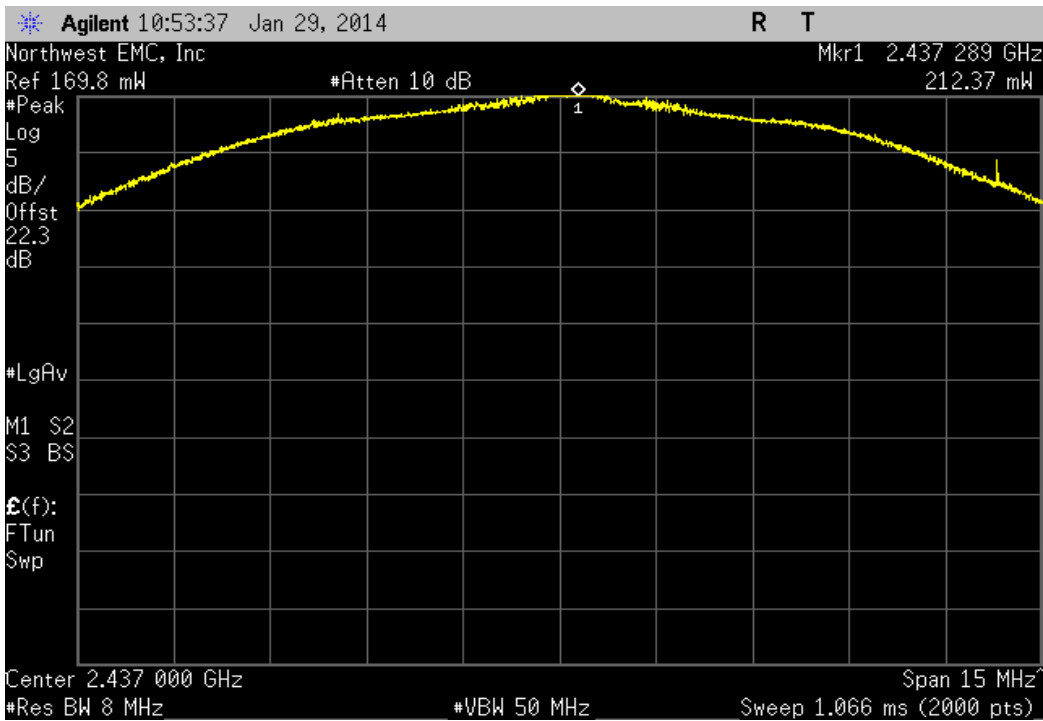
2400 MHz - 2483.5 MHz Band, 802.11(b) 11 Mbps, Low Channel 1, 2412 MHz

| Value | Limit | Result |
|------------|-------|--------|
| 198.244 mW | < 1 W | Pass |



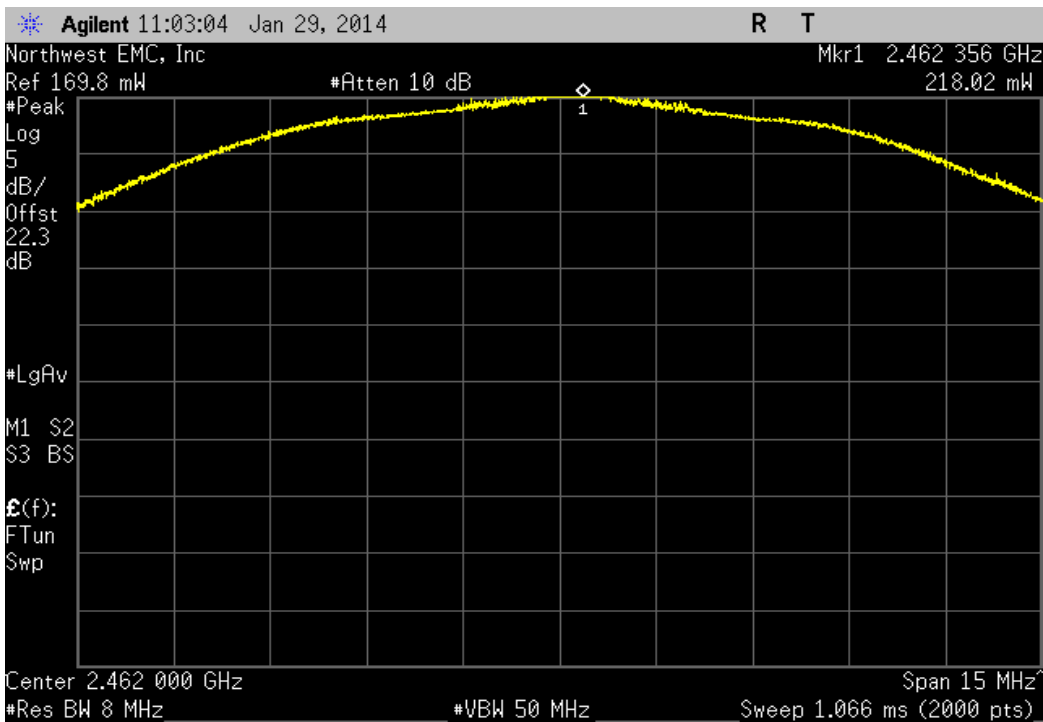
2400 MHz - 2483.5 MHz Band, 802.11(b) 11 Mbps, Mid Channel 6, 2437 MHz

| Value | Limit | Result |
|------------|-------|--------|
| 212.373 mW | < 1 W | Pass |



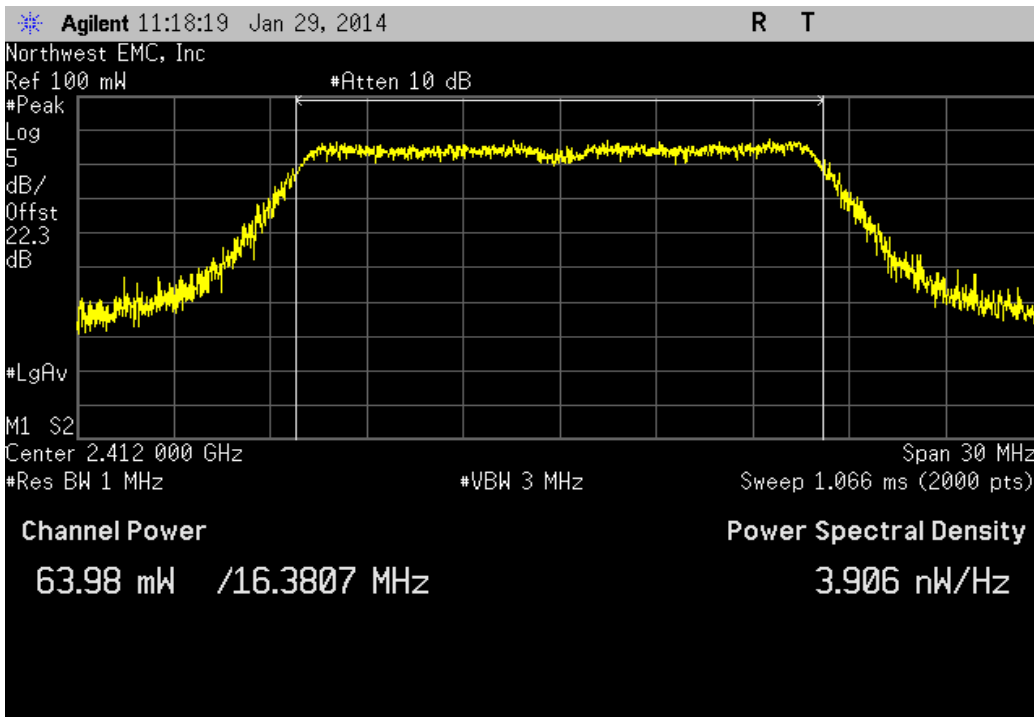
2400 MHz - 2483.5 MHz Band, 802.11(b) 11 Mbps, High Channel 11, 2462 MHz

| Value | Limit | Result |
|------------|-------|--------|
| 218.022 mW | < 1 W | Pass |



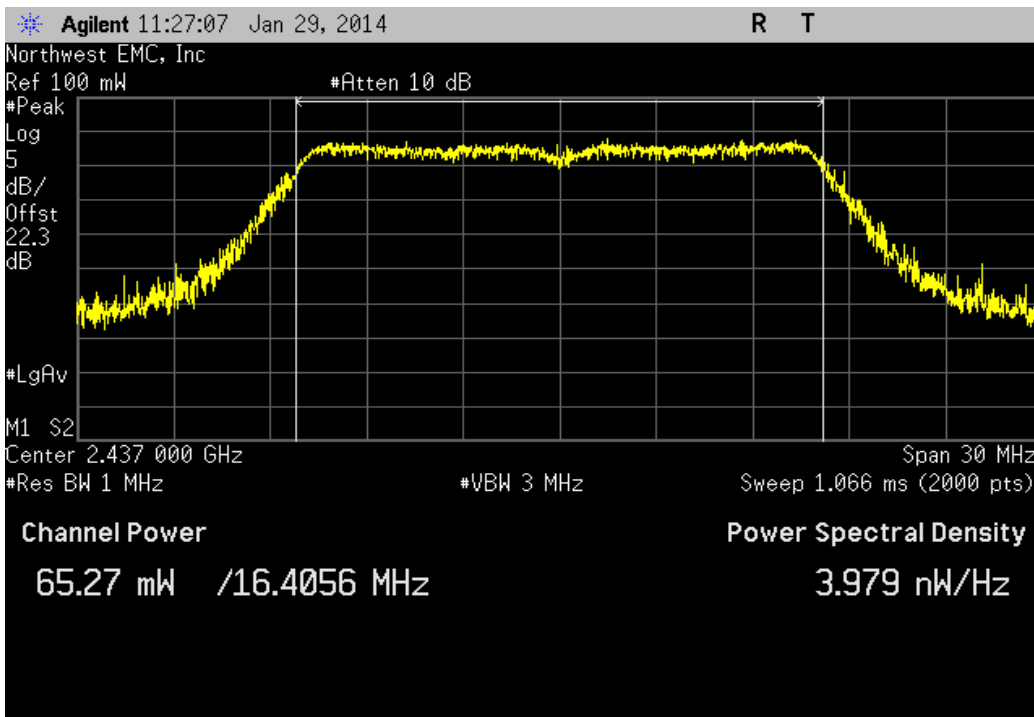
2400 MHz - 2483.5 MHz Band, 802.11(g) 6 Mbps, Low Channel 1, 2412 MHz

| Value | Limit | Result |
|-----------|-------|--------|
| 63.982 mW | < 1 W | Pass |

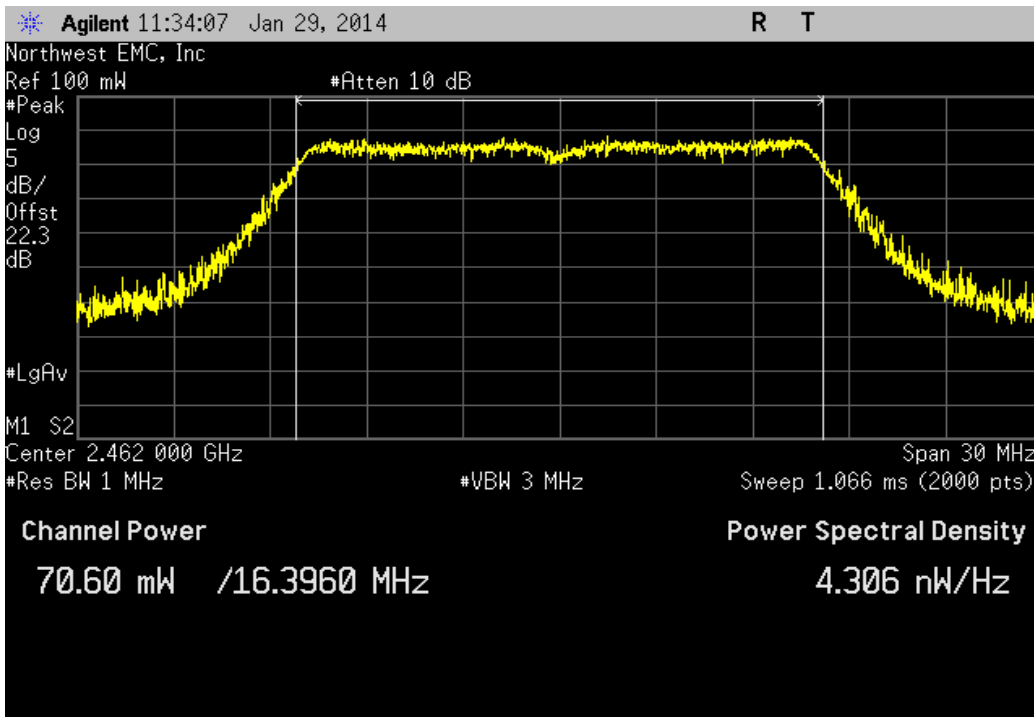


2400 MHz - 2483.5 MHz Band, 802.11(g) 6 Mbps, Mid Channel 6, 2437 MHz

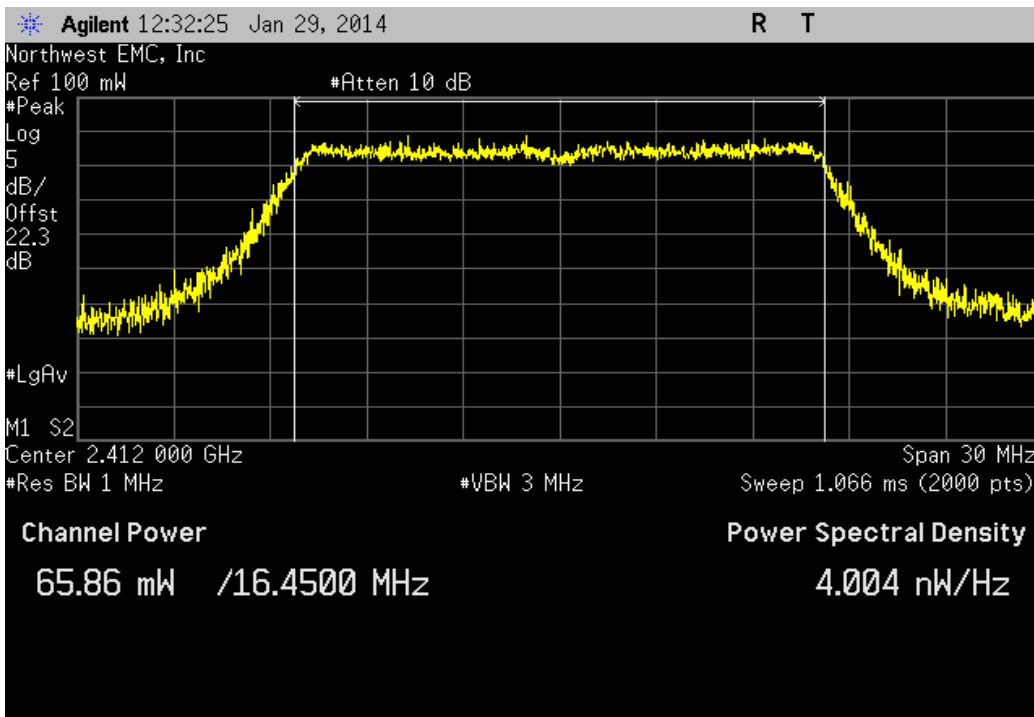
| Value | Limit | Result |
|----------|-------|--------|
| 65.27 mW | < 1 W | Pass |



| 2400 MHz - 2483.5 MHz Band, 802.11(g) 6 Mbps, High Channel 11, 2462 MHz | | | |
|---|-----------|-------|--------|
| | Value | Limit | Result |
| | 70.604 mW | < 1 W | Pass |

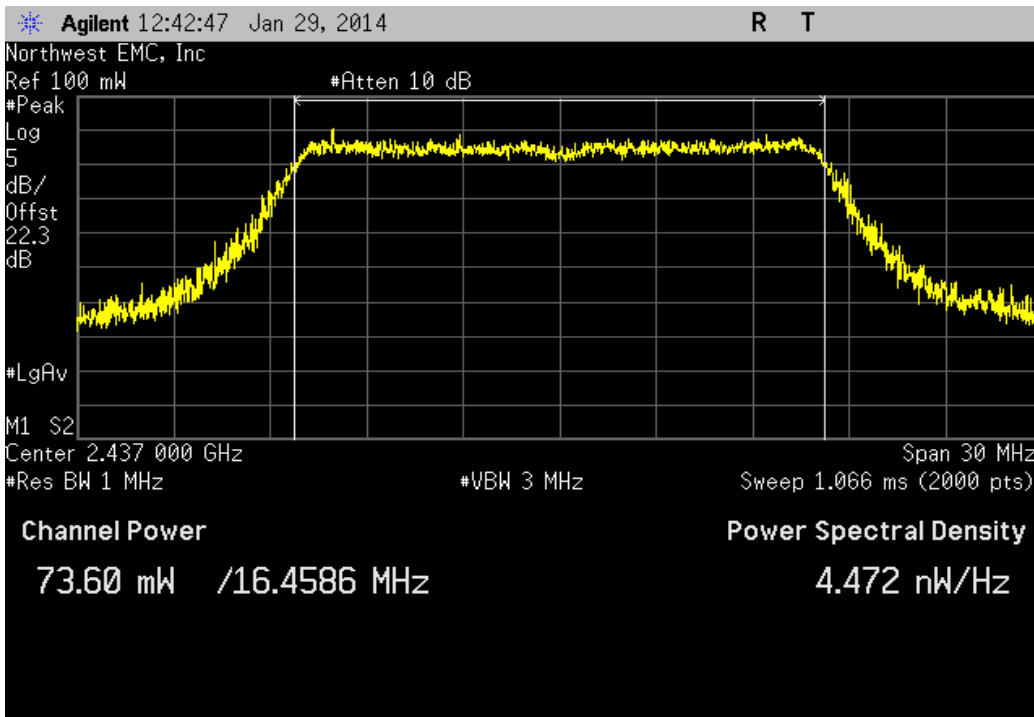


| 2400 MHz - 2483.5 MHz Band, 802.11(g) 36 Mbps, Low Channel 1, 2412 MHz | | | |
|--|-----------|-------|--------|
| | Value | Limit | Result |
| | 65.864 mW | < 1 W | Pass |



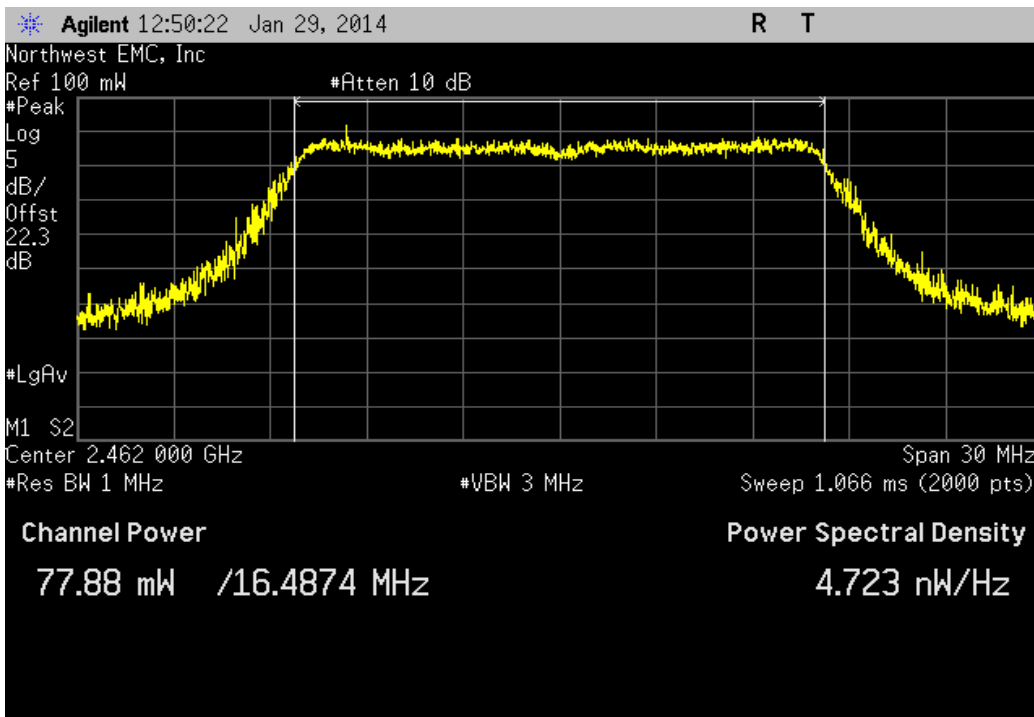
2400 MHz - 2483.5 MHz Band, 802.11(g) 36 Mbps, Mid Channel 6, 2437 MHz

| Value | Limit | Result |
|-----------|-------|--------|
| 73.602 mW | < 1 W | Pass |



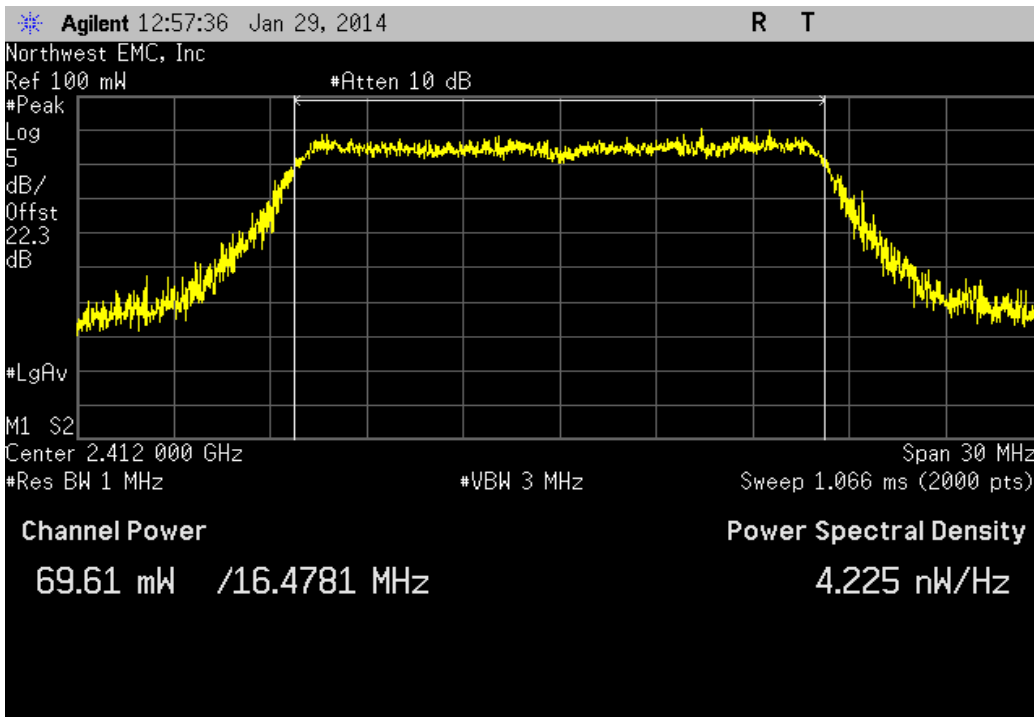
2400 MHz - 2483.5 MHz Band, 802.11(g) 36 Mbps, High Channel 11, 2462 MHz

| Value | Limit | Result |
|-----------|-------|--------|
| 77.876 mW | < 1 W | Pass |



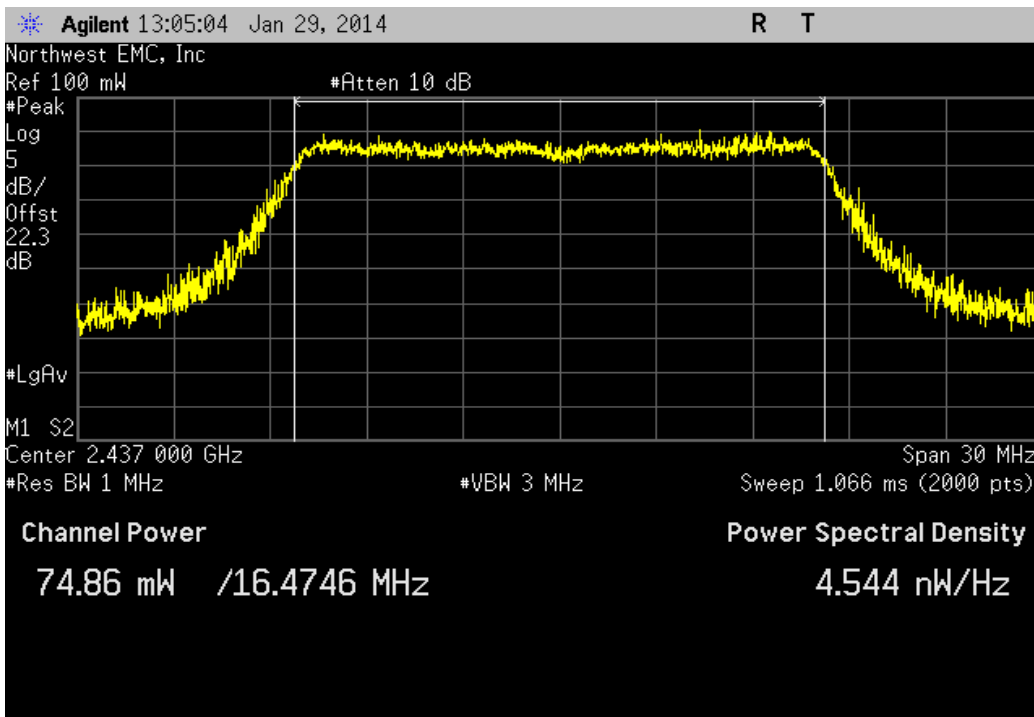
2400 MHz - 2483.5 MHz Band, 802.11(g) 54 Mbps, Low Channel 1, 2412 MHz

| Value | Limit | Result |
|-----------|-------|--------|
| 69.613 mW | < 1 W | Pass |

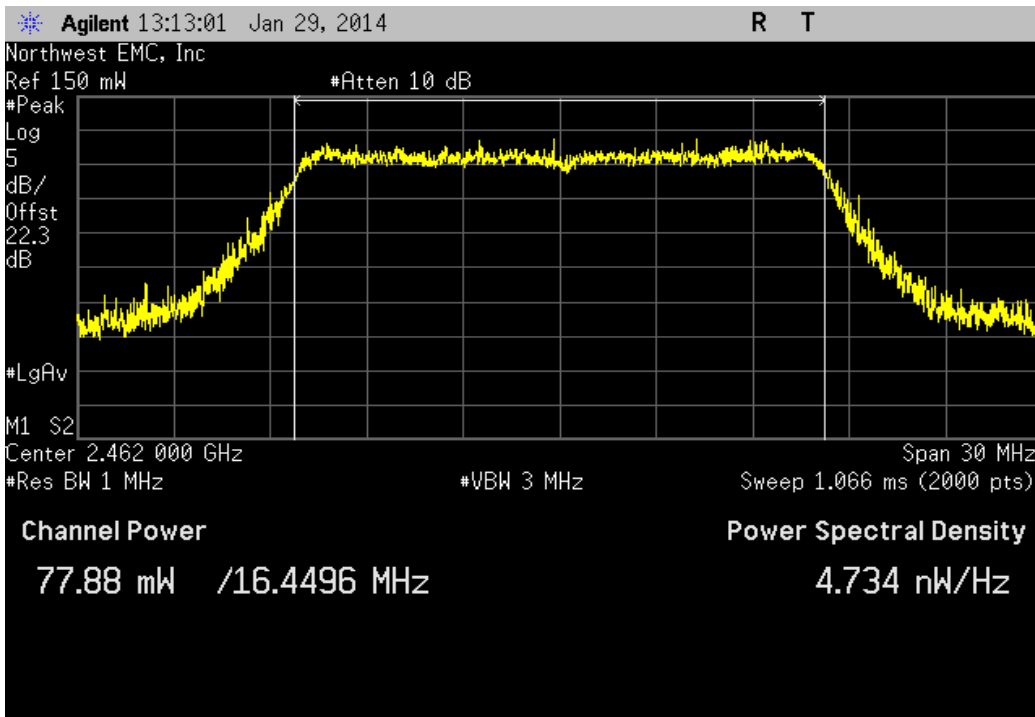


2400 MHz - 2483.5 MHz Band, 802.11(g) 54 Mbps, Mid Channel 6, 2437 MHz

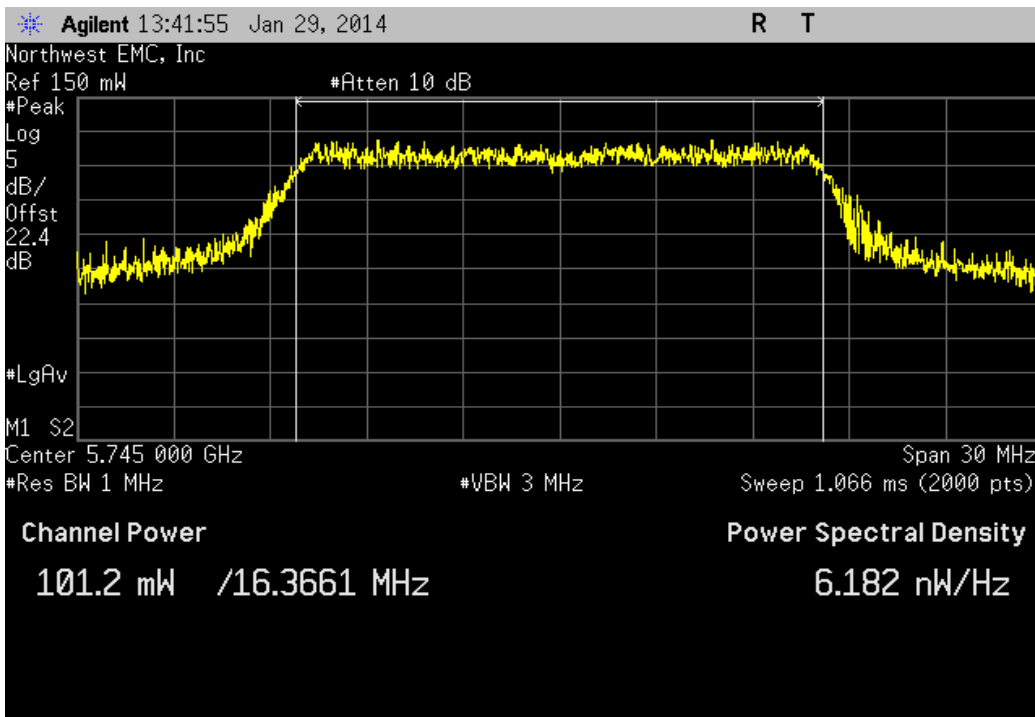
| Value | Limit | Result |
|-----------|-------|--------|
| 74.864 mW | < 1 W | Pass |



| 2400 MHz - 2483.5 MHz Band, 802.11(g) 54 Mbps, High Channel 11, 2462 MHz | | | |
|--|----------|-------|--------|
| | Value | Limit | Result |
| | 77.88 mW | < 1 W | Pass |

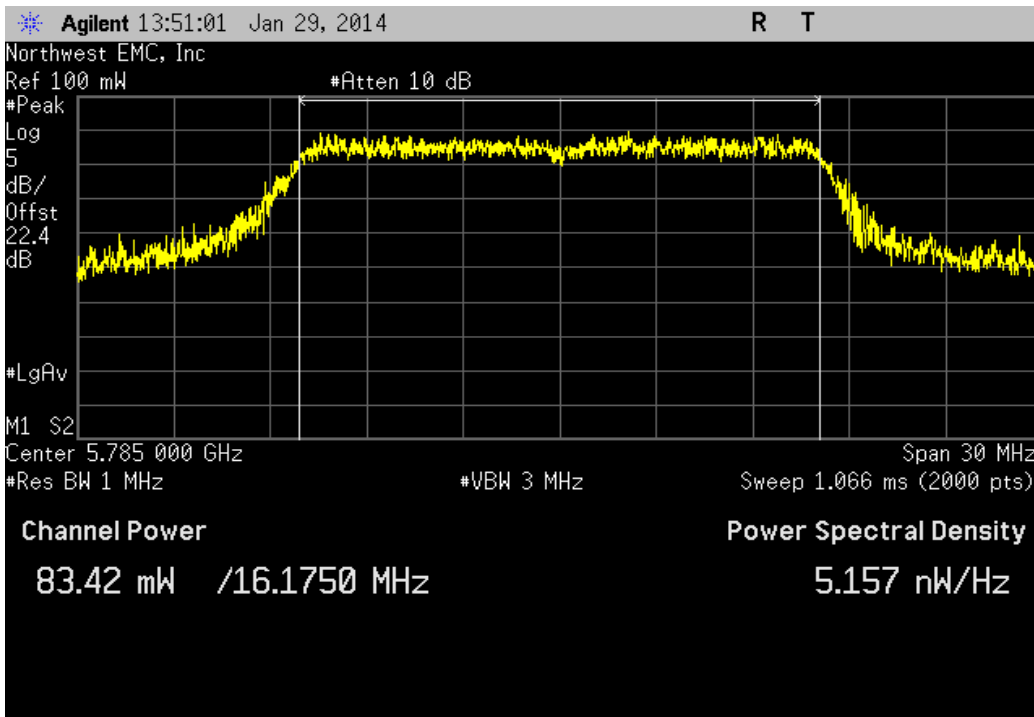


| 5725 MHz - 5850 MHz Band, 802.11(a) 6 Mbps, Low Channel 149, 5745 MHz | | | |
|---|------------|-------|--------|
| | Value | Limit | Result |
| | 101.181 mW | < 1 W | Pass |



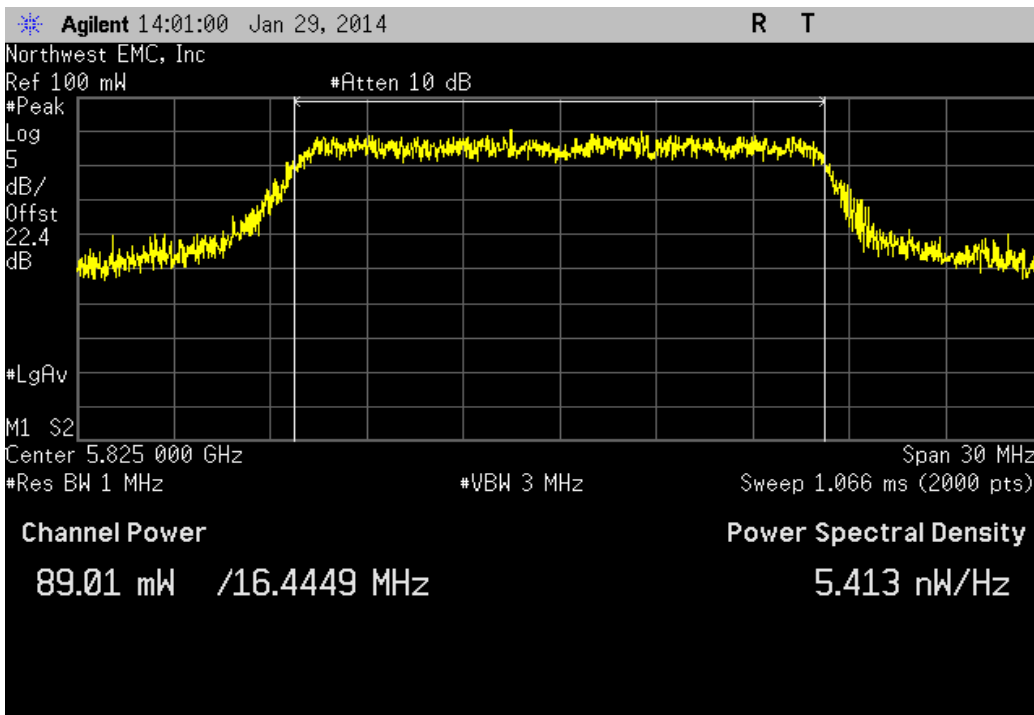
5725 MHz - 5850 MHz Band, 802.11(a) 6 Mbps, Mid Channel 157, 5785 MHz

| | | | Value | Limit | Result |
|--|--|--|-----------|-------|--------|
| | | | 83.416 mW | < 1 W | Pass |



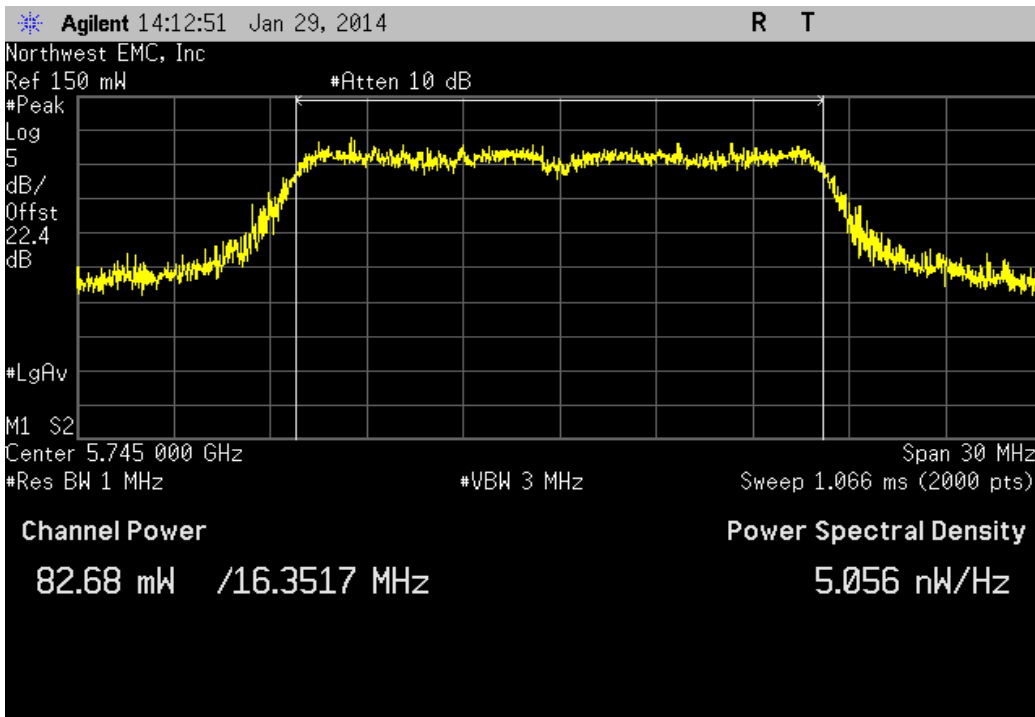
5725 MHz - 5850 MHz Band, 802.11(a) 6 Mbps, High Channel 165, 5825 MHz

| | | | Value | Limit | Result |
|--|--|--|-----------|-------|--------|
| | | | 89.013 mW | < 1 W | Pass |



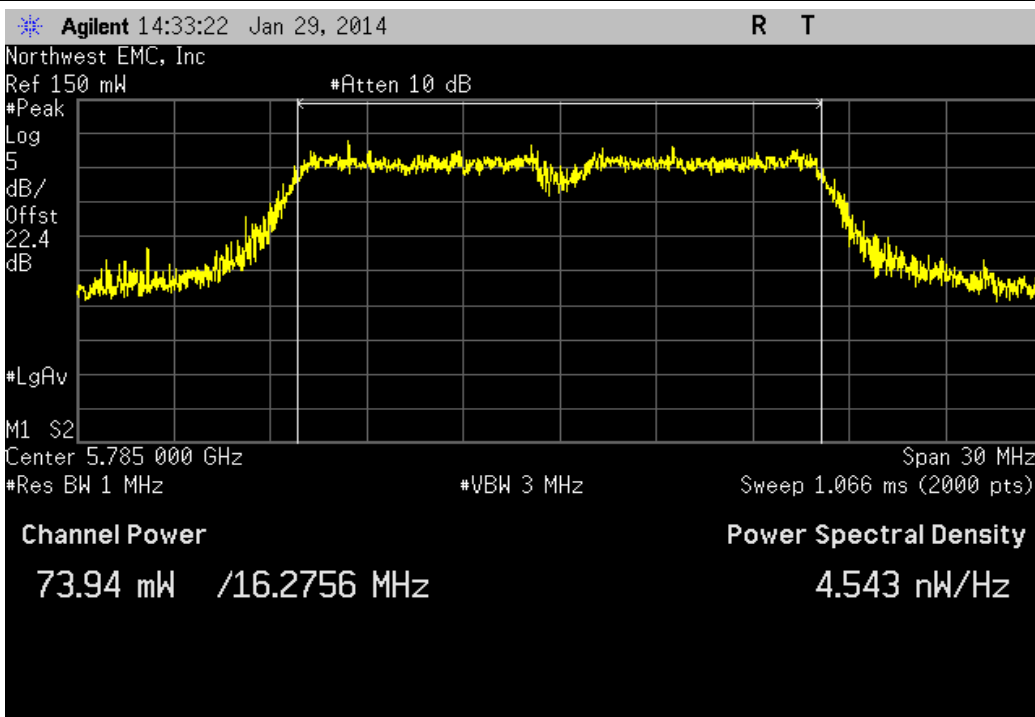
5725 MHz - 5850 MHz Band, 802.11(a) 36 Mbps, Low Channel 149, 5745 MHz

| | | | | Value | Limit | Result |
|--|--|--|--|-----------|-------|--------|
| | | | | 82.675 mW | < 1 W | Pass |

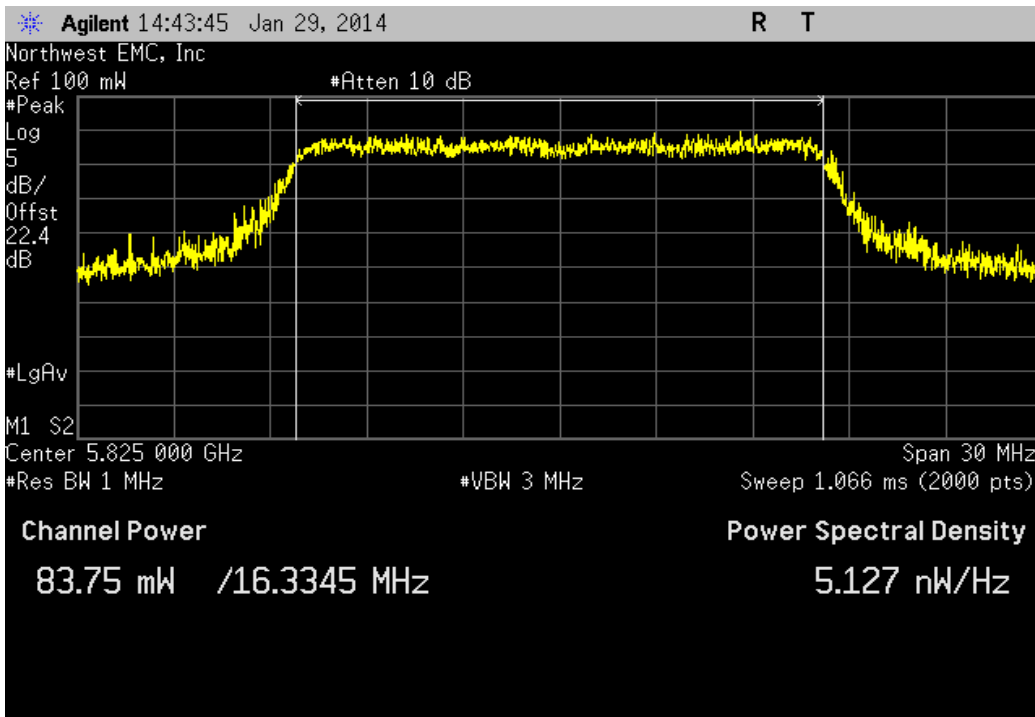


5725 MHz - 5850 MHz Band, 802.11(a) 36 Mbps, Mid Channel 157, 5785 MHz

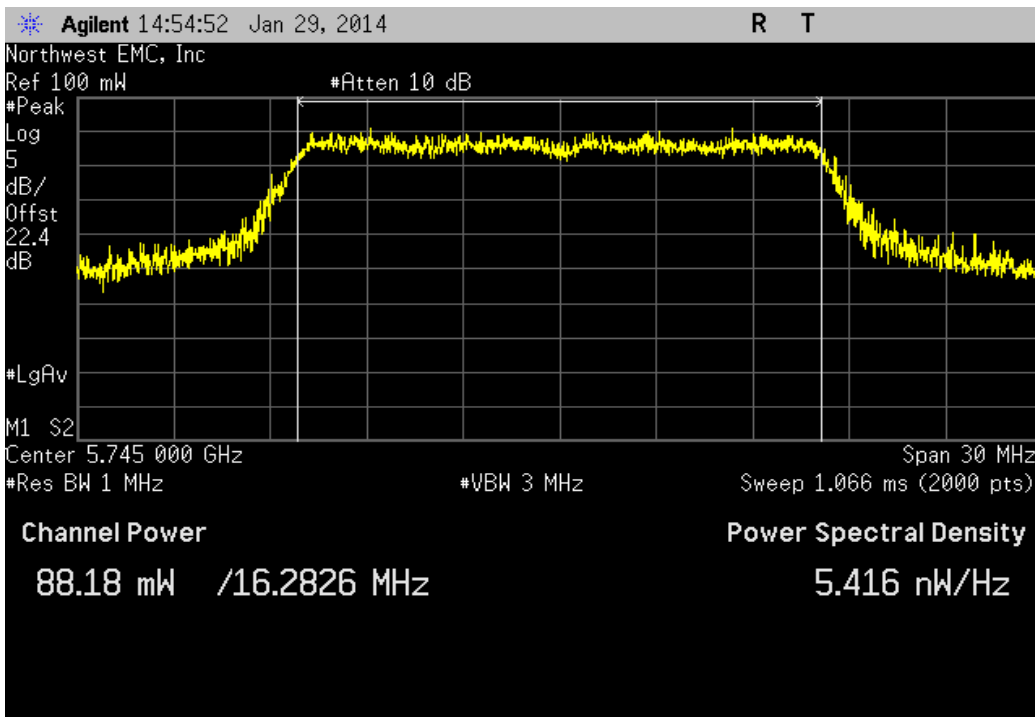
| | | | | Value | Limit | Result |
|--|--|--|--|-----------|-------|--------|
| | | | | 73.935 mW | < 1 W | Pass |



| 5725 MHz - 5850 MHz Band, 802.11(a) 36 Mbps, High Channel 165, 5825 MHz | | | |
|---|-----------|-------|--------|
| | Value | Limit | Result |
| | 83.747 mW | < 1 W | Pass |

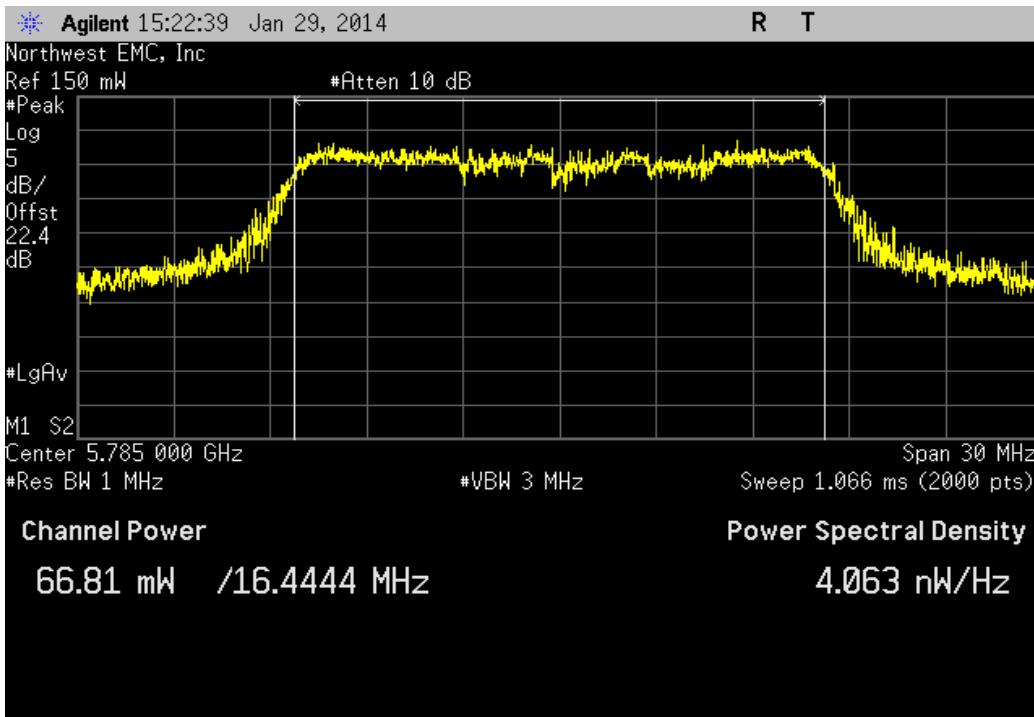


| 5725 MHz - 5850 MHz Band, 802.11(a) 54 Mbps, Low Channel 149, 5745 MHz | | | |
|--|-----------|-------|--------|
| | Value | Limit | Result |
| | 88.183 mW | < 1 W | Pass |



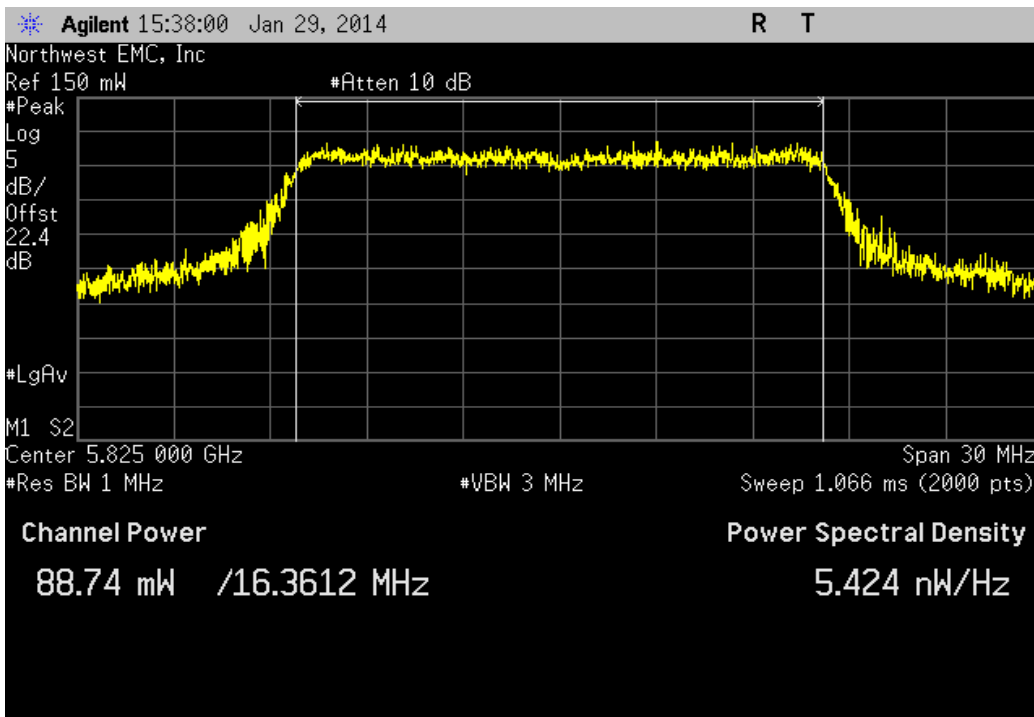
5725 MHz - 5850 MHz Band, 802.11(a) 54 Mbps, Mid Channel 157, 5785 MHz

| Value | Limit | Result |
|-----------|-------|--------|
| 66.807 mW | < 1 W | Pass |



5725 MHz - 5850 MHz Band, 802.11(a) 54 Mbps, High Channel 165, 5825 MHz

| Value | Limit | Result |
|-----------|-------|--------|
| 88.736 mW | < 1 W | Pass |



POWER SPECTRAL DENSITY

Testing was performed using the mode(s) of operation and configuration(s) noted within the report. The individuals and/or the organization requesting the test provided the modes, configurations and settings used to complete the evaluation. The actual test parameters are specified in the test data, this includes items such as investigated frequency range (scanned) and test levels. The testing methods and performance specifications, as well as the test site used for the evaluation are indicated in the test data.

TEST EQUIPMENT

| Description | Manufacturer | Model | ID | Last Cal. | Interval (mos) |
|-------------------------|--------------------|------------------|-----|-----------|----------------|
| Spectrum Analyzer | Agilent | E4446A | AAV | 2/22/2013 | 24 |
| OC13 Cables | Fairview Microwave | SCA1814-0101-120 | OCZ | NCR | 0 |
| Attenuator, 20db, 'SMA' | Weinschel Corp | 4H-20 | AWB | 6/7/2013 | 12 |
| 40GHz DC Block | Miteq | DCB4000 | AMD | 5/16/2013 | 12 |
| Power Meter | Hewlett Packard | E4418A | SPA | 4/11/2012 | 24 |
| Power Sensor | Agilent | E4412A | SQE | 4/11/2012 | 24 |
| Signal Generator | Agilent | E8257D | TGU | 2/1/2012 | 36 |

TEST DESCRIPTION

The maximum power spectral density measurements were measured with the EUT set to the required transmit frequencies in each band. The measurement was made using a direct connection between the RF output of the EUT and the spectrum analyzer. The EUT was transmitting at the lowest, middle, and maximum data rate for each modulation type available.

Per the procedure outlined in FCC KDB 558074 D01 DTS Measurement Section 5.3.1, the spectrum analyzer was used as follows:

- RBW = 100 kHz
- VBW = 300 kHz
- Detector = Peak (to match method used for power measurement)
- Trace = Max hold

The observed power level is then scaled to an equivalent value in 3 kHz by adding a Bandwidth Correction Factor (BWCF) where:

$$BWCF = 10 \cdot \text{LOG} (3 \text{ kHz} / 100 \text{ kHz}) = -15.2 \text{ dB}$$



POWER SPECTRAL DENSITY

| | | |
|------------------------------|--|------------------------|
| EUT: RAD7A/Radical 7 V2 | | Work Order: MASI0151 |
| Serial Number: 1000000349 | | Date: 01/29/14 |
| Customer: Masimo Corporation | | Temperature: 24.3°C |
| Attendees: Mike Clark | | Humidity: 41% |
| Project: None | | Barometric Pres.: 1011 |
| Tested by: Jaemi Suh | | Power: Battery |
| TEST SPECIFICATIONS | | Test Method |
| FCC 15.247:2014 | | ANSI C63.10:2009 |
| Job Site: OC13 | | |

COMMENTS

TX Power set to 90.

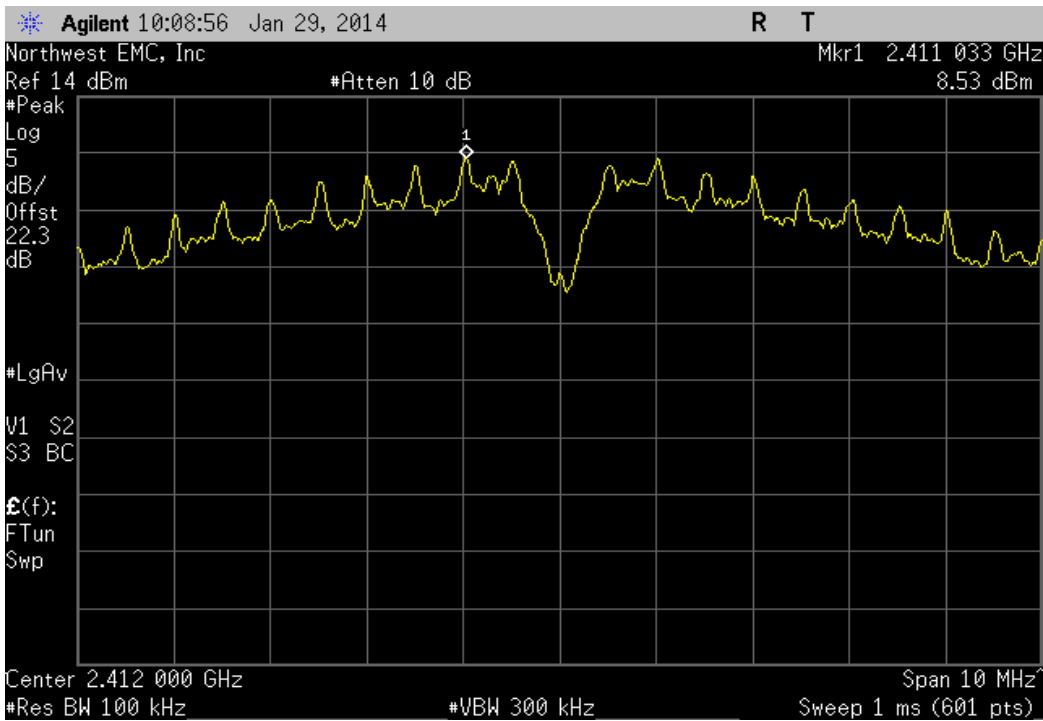
DEVIATIONS FROM TEST STANDARD

None

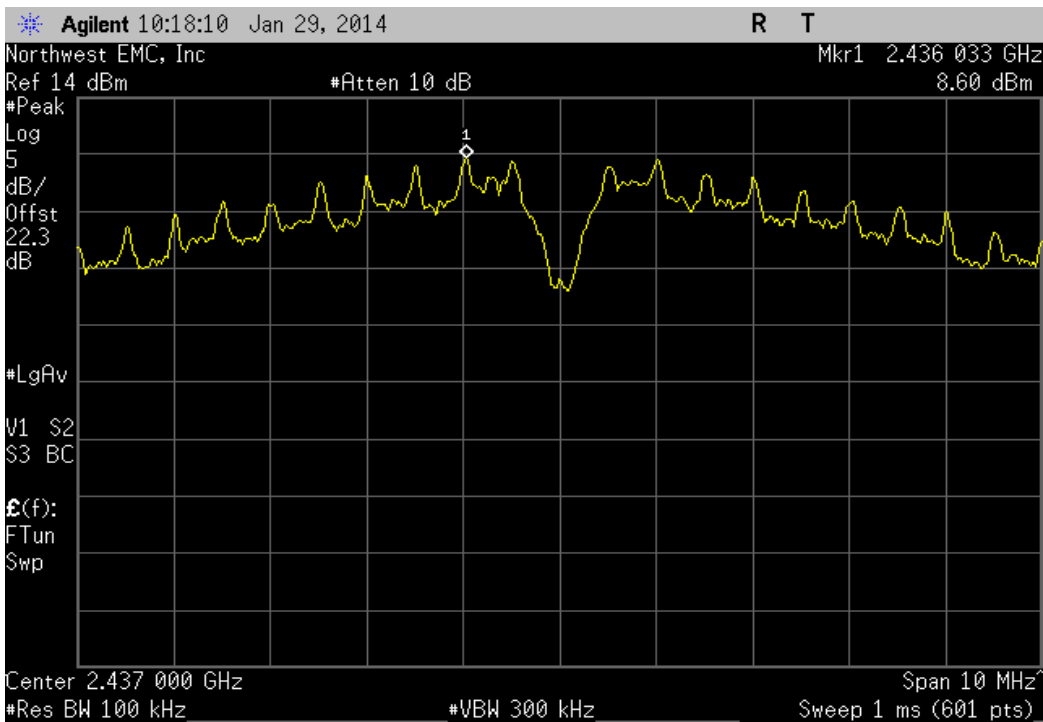
| | | |
|-----------------|---|---|
| Configuration # | 1 | Signature  |
|-----------------|---|---|

| | Value dBm/100kHz | dBm/100kHz To dBm/3kHz | Value dBm/3kHz | Limit dBm/3kHz | Result |
|-----------------------------------|---------------------|---------------------------|-------------------|-------------------|--------|
| 2400 MHz - 2483.5 MHz Band | | | | | |
| 802.11(b) 1 Mbps | | | | | |
| Low Channel 1, 2412 MHz | 8.527 | -15.2 | -6.673 | 8 | Pass |
| Mid Channel 6, 2437 MHz | 8.603 | -15.2 | -6.597 | 8 | Pass |
| High Channel 11, 2462 MHz | 8.935 | -15.2 | -6.265 | 8 | Pass |
| 802.11(b) 11 Mbps | | | | | |
| Low Channel 1, 2412 MHz | 9.227 | -15.2 | -5.973 | 8 | Pass |
| Mid Channel 6, 2437 MHz | 9.375 | -15.2 | -5.825 | 8 | Pass |
| High Channel 11, 2462 MHz | 9.644 | -15.2 | -5.556 | 8 | Pass |
| 802.11(g) 6 Mbps | | | | | |
| Low Channel 1, 2412 MHz | 5.416 | -15.2 | -9.784 | 8 | Pass |
| Mid Channel 6, 2437 MHz | 5.982 | -15.2 | -9.218 | 8 | Pass |
| High Channel 11, 2462 MHz | 6.11 | -15.2 | -9.09 | 8 | Pass |
| 802.11(g) 36 Mbps | | | | | |
| Low Channel 1, 2412 MHz | 5.511 | -15.2 | -9.689 | 8 | Pass |
| Mid Channel 6, 2437 MHz | 5.895 | -15.2 | -9.305 | 8 | Pass |
| High Channel 11, 2462 MHz | 4.879 | -15.2 | -10.321 | 8 | Pass |
| 802.11(g) 54 Mbps | | | | | |
| Low Channel 1, 2412 MHz | 4.82 | -15.2 | -10.38 | 8 | Pass |
| Mid Channel 6, 2437 MHz | 5.739 | -15.2 | -9.461 | 8 | Pass |
| High Channel 11, 2462 MHz | 5.803 | -15.2 | -9.397 | 8 | Pass |
| 5725 MHz - 5850 MHz Band | | | | | |
| 802.11(a) 6 Mbps | | | | | |
| Low Channel 149, 5745 MHz | 5.479 | -15.2 | -9.721 | 8 | Pass |
| Mid Channel 157, 5785 MHz | 7.373 | -15.2 | -7.827 | 8 | Pass |
| High Channel 165, 5825 MHz | 4.124 | -15.2 | -11.076 | 8 | Pass |
| 802.11(a) 36 Mbps | | | | | |
| Low Channel 149, 5745 MHz | 5.129 | -15.2 | -10.071 | 8 | Pass |
| Mid Channel 157, 5785 MHz | 5.135 | -15.2 | -10.065 | 8 | Pass |
| High Channel 165, 5825 MHz | 4.93 | -15.2 | -10.27 | 8 | Pass |
| 802.11(a) 54 Mbps | | | | | |
| Low Channel 149, 5745 MHz | 6.333 | -15.2 | -8.867 | 8 | Pass |
| Mid Channel 157, 5785 MHz | 6.271 | -15.2 | -8.929 | 8 | Pass |
| High Channel 165, 5825 MHz | 5.322 | -15.2 | -9.878 | 8 | Pass |

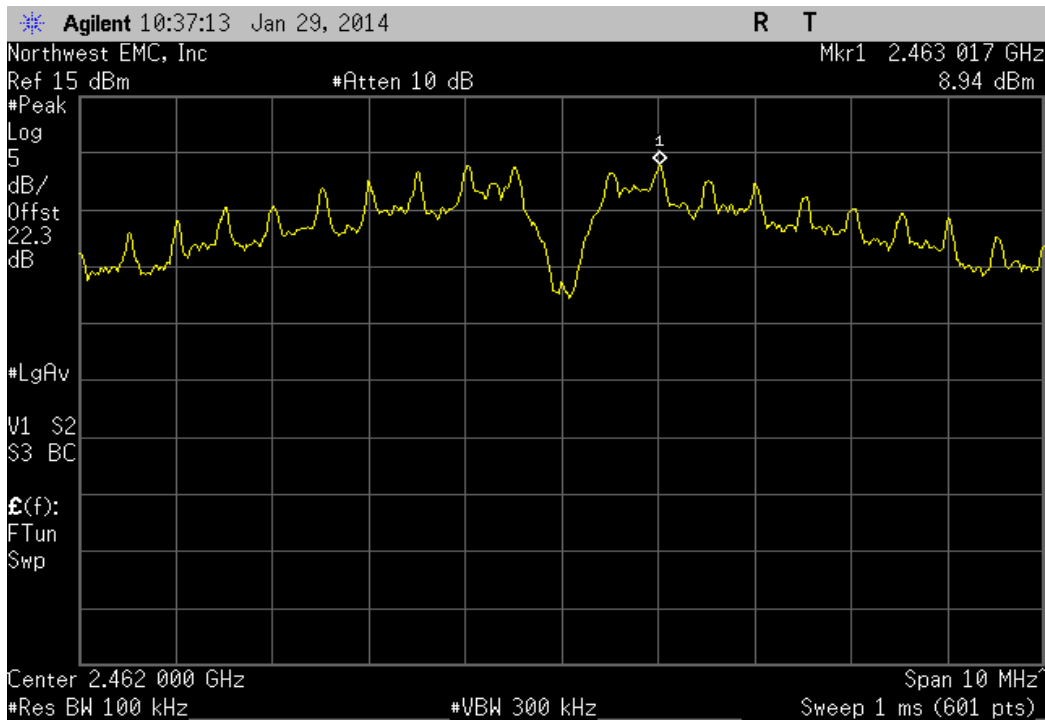
| 2400 MHz - 2483.5 MHz Band, 802.11(b) 1 Mbps, Low Channel 1, 2412 MHz | | | | | | |
|---|-------|------------|-------------|-------|-------|--------|
| | Value | dBm/100kHz | To dBm/3kHz | Value | Limit | Result |
| | | | | | | |
| | 8.527 | -15.2 | -6.673 | 8 | | Pass |



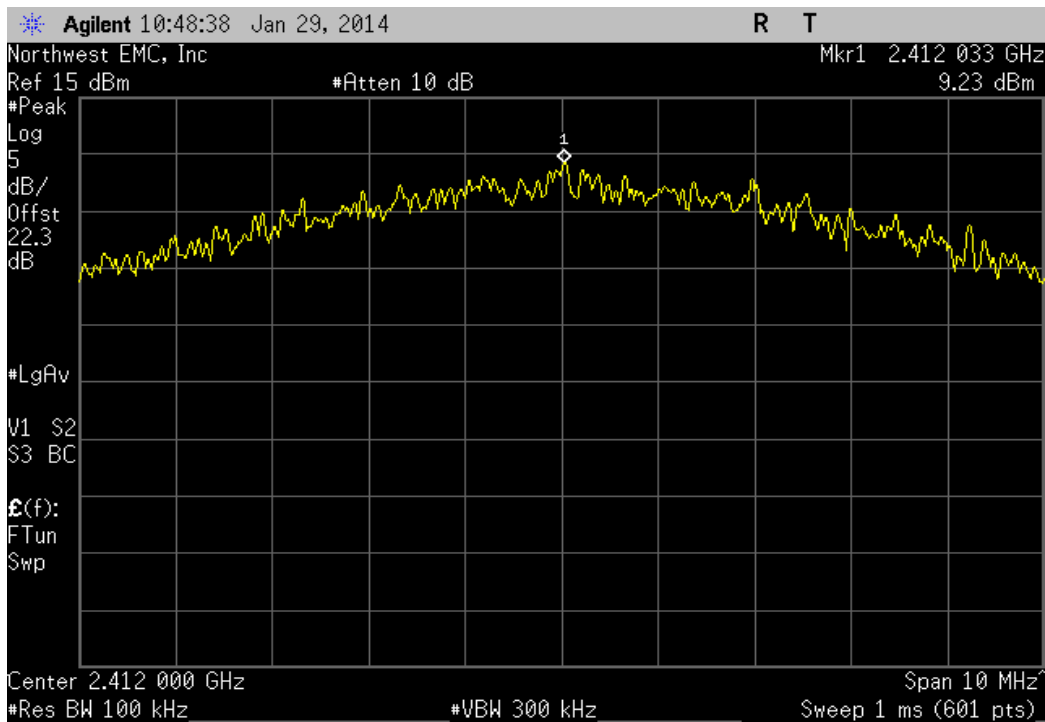
| 2400 MHz - 2483.5 MHz Band, 802.11(b) 1 Mbps, Mid Channel 6, 2437 MHz | | | | | | |
|---|-------|------------|-------------|-------|-------|--------|
| | Value | dBm/100kHz | To dBm/3kHz | Value | Limit | Result |
| | | | | | | |
| | 8.603 | -15.2 | -6.597 | 8 | | Pass |



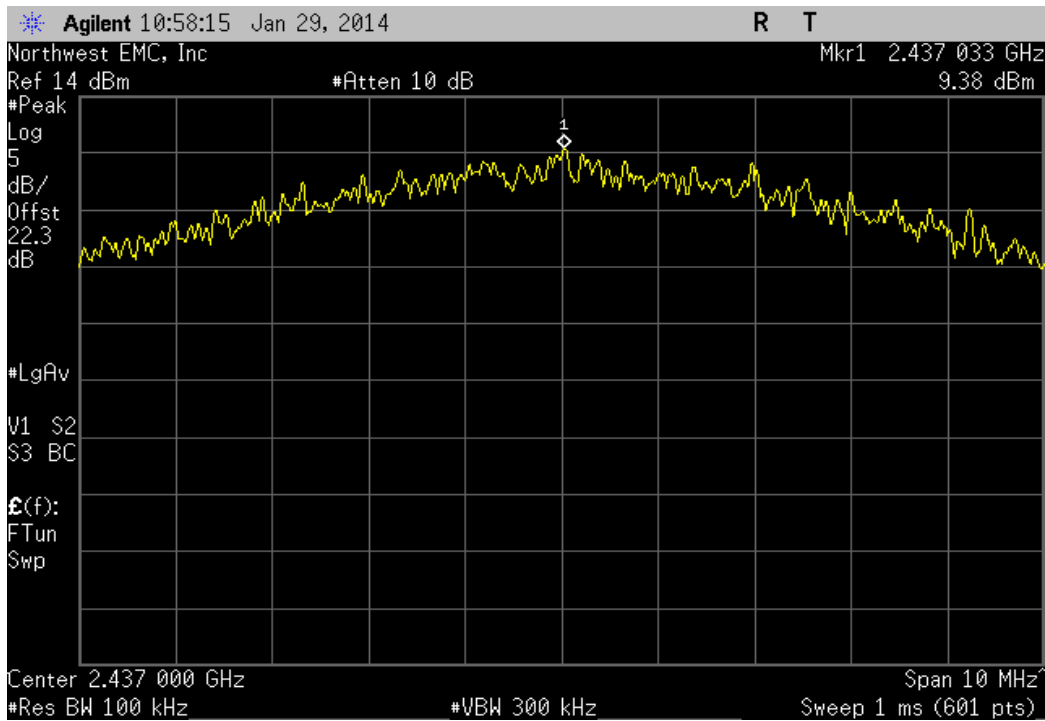
| 2400 MHz - 2483.5 MHz Band, 802.11(b) 1 Mbps, High Channel 11, 2462 MHz | | | | | | |
|---|-------|------------|-------------|-------|-------|--------|
| | Value | dBm/100kHz | To dBm/3kHz | Value | Limit | Result |
| | | | | | | |
| | 8.935 | -15.2 | -6.265 | 8 | 8 | Pass |



| 2400 MHz - 2483.5 MHz Band, 802.11(b) 11 Mbps, Low Channel 1, 2412 MHz | | | | | | |
|--|-------|------------|-------------|-------|-------|--------|
| | Value | dBm/100kHz | To dBm/3kHz | Value | Limit | Result |
| | | | | | | |
| | 9.227 | -15.2 | -5.973 | 8 | 8 | Pass |



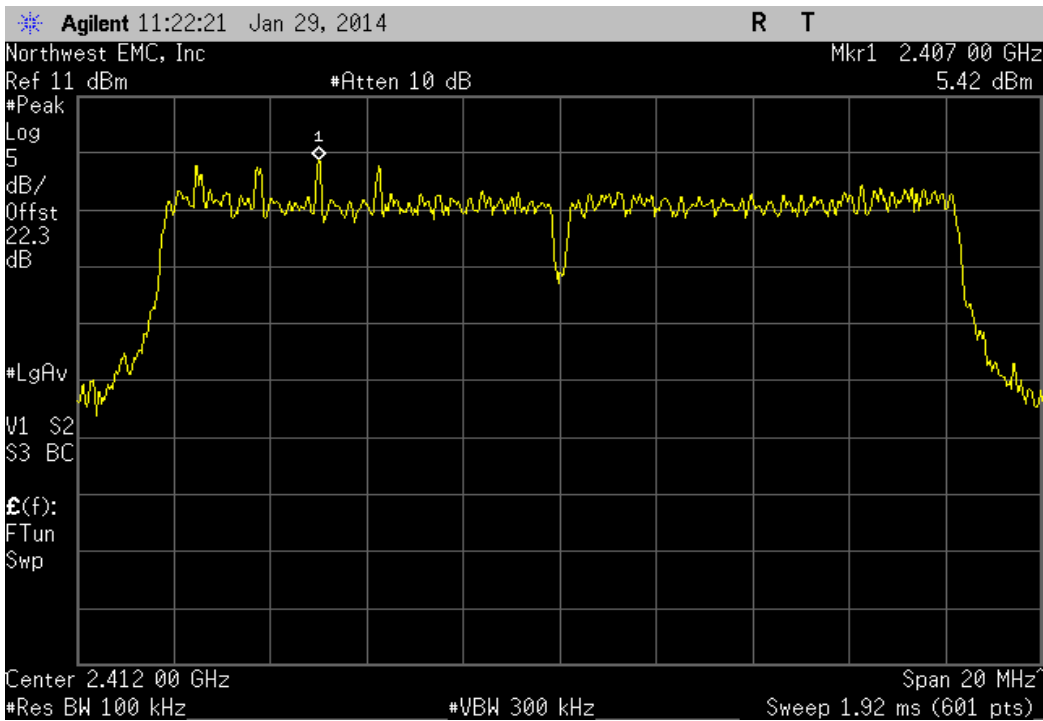
| 2400 MHz - 2483.5 MHz Band, 802.11(b) 11 Mbps, Mid Channel 6, 2437 MHz | | | | | | |
|--|-------|------------|-------------|--------|-------|--------|
| | Value | dBm/100kHz | To dBm/3kHz | Value | Limit | Result |
| | | | | | | |
| | 9.375 | -15.2 | | -5.825 | 8 | Pass |



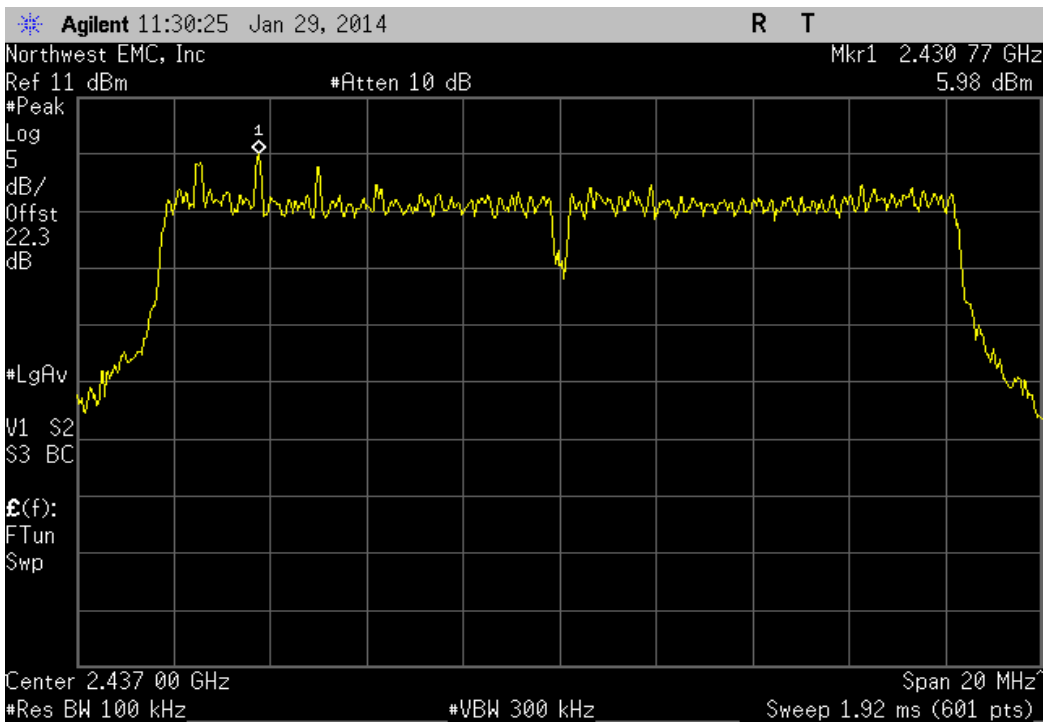
| 2400 MHz - 2483.5 MHz Band, 802.11(b) 11 Mbps, High Channel 11, 2462 MHz | | | | | | |
|--|-------|------------|-------------|--------|-------|--------|
| | Value | dBm/100kHz | To dBm/3kHz | Value | Limit | Result |
| | | | | | | |
| | 9.644 | -15.2 | | -5.556 | 8 | Pass |



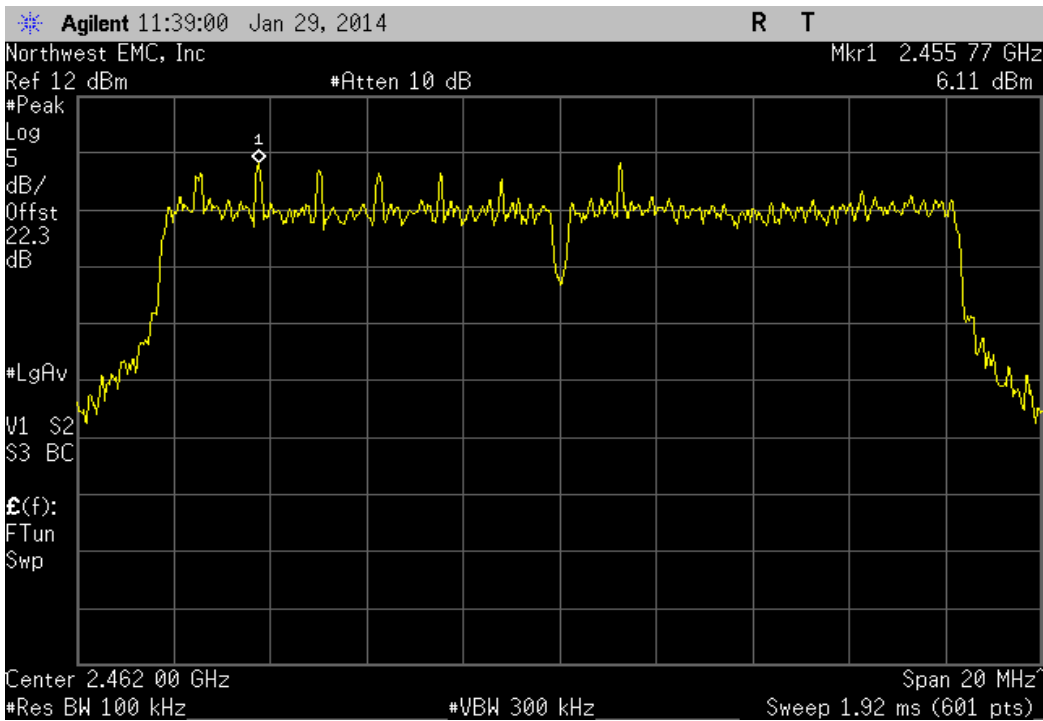
| 2400 MHz - 2483.5 MHz Band, 802.11(g) 6 Mbps, Low Channel 1, 2412 MHz | | | | | | |
|---|-------|------------|-------------|-------|-------|--------|
| | Value | dBm/100kHz | To dBm/3kHz | Value | Limit | Result |
| | | | | | | |
| | 5.416 | -15.2 | -9.784 | 8 | | Pass |



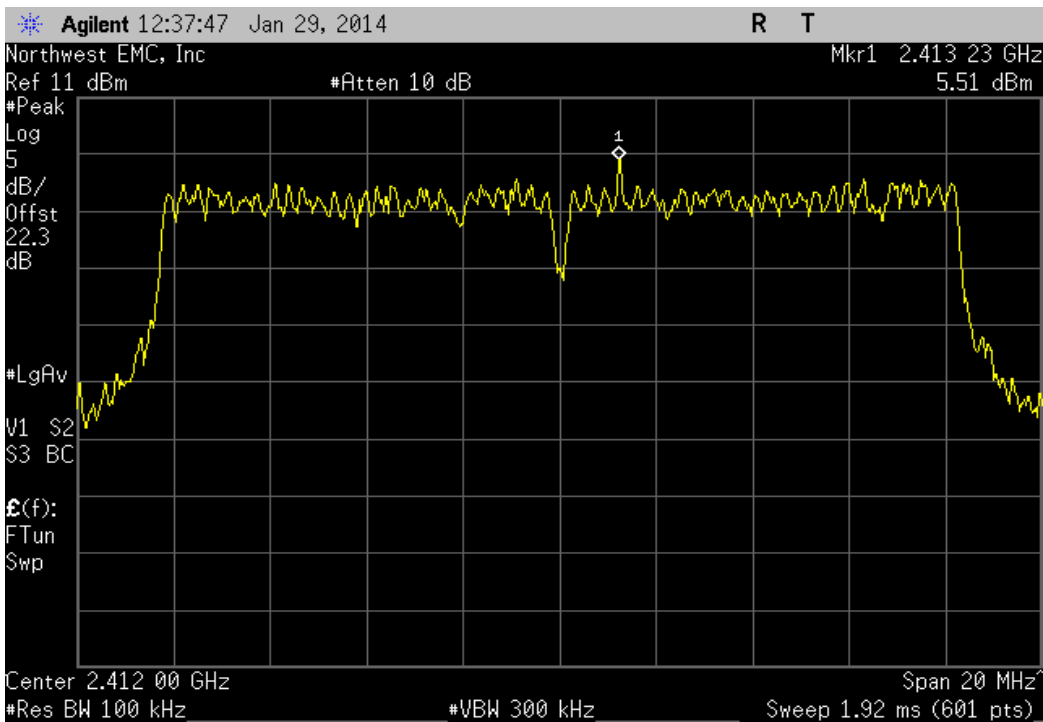
| 2400 MHz - 2483.5 MHz Band, 802.11(g) 6 Mbps, Mid Channel 6, 2437 MHz | | | | | | |
|---|-------|------------|-------------|-------|-------|--------|
| | Value | dBm/100kHz | To dBm/3kHz | Value | Limit | Result |
| | | | | | | |
| | 5.982 | -15.2 | -9.218 | 8 | | Pass |



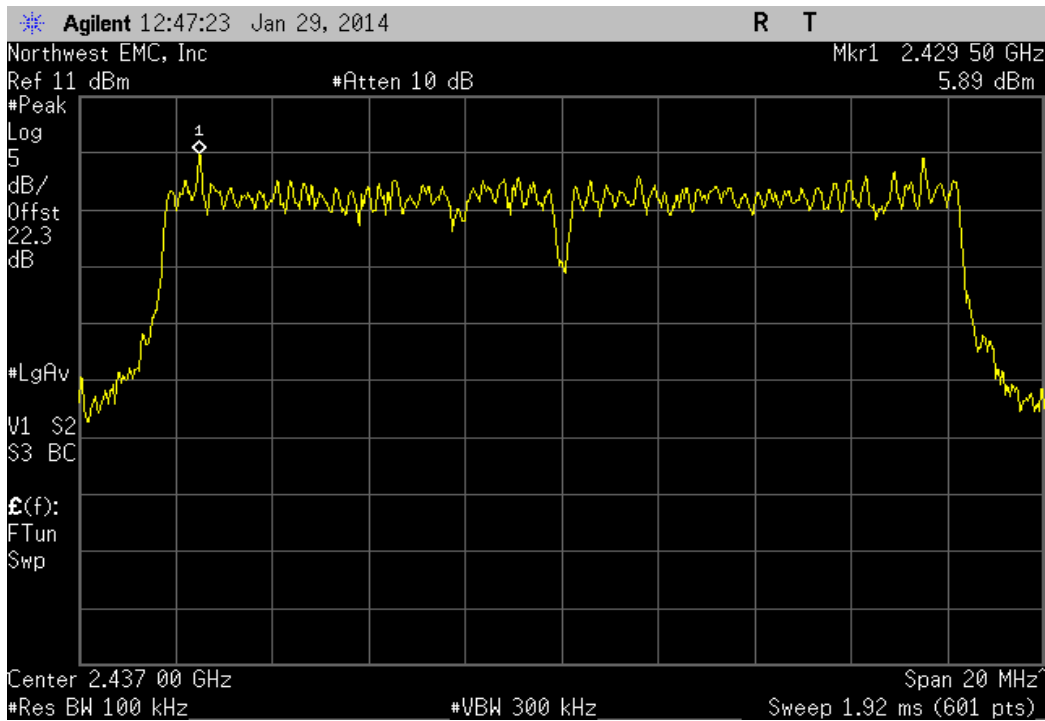
| 2400 MHz - 2483.5 MHz Band, 802.11(g) 6 Mbps, High Channel 11, 2462 MHz | | | | | | |
|---|------------|-------------|----------|----------|--------|--|
| | Value | dBm/100kHz | Value | Limit | | |
| | dBm/100kHz | To dBm/3kHz | dBm/3kHz | dBm/3kHz | Result | |
| | 6.11 | -15.2 | -9.09 | 8 | Pass | |



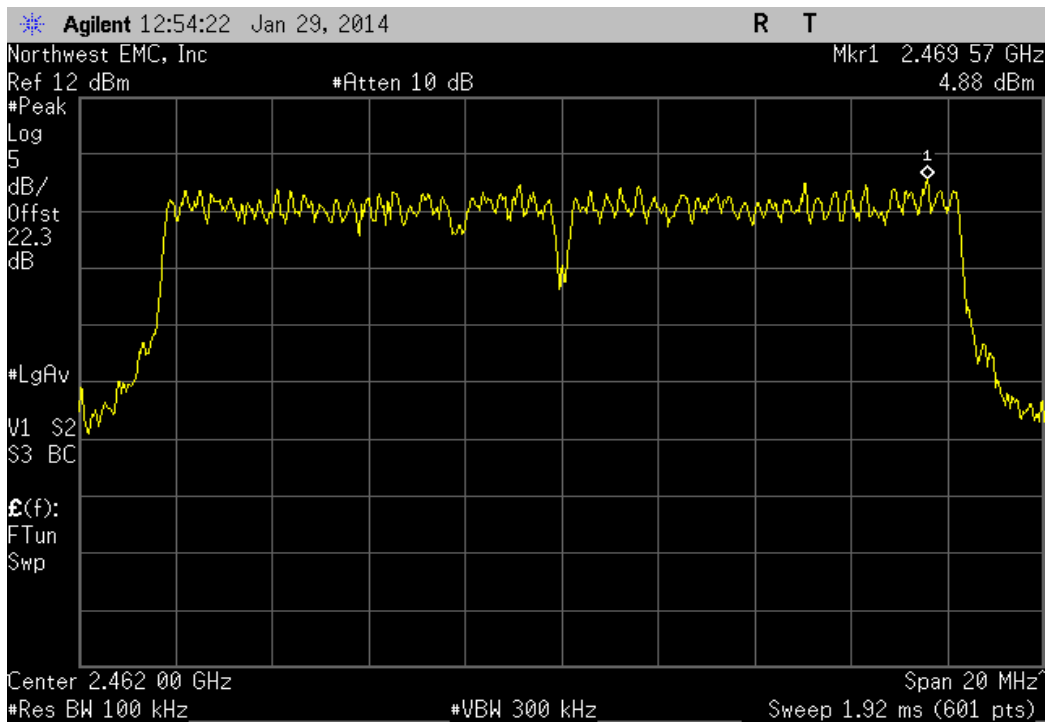
| 2400 MHz - 2483.5 MHz Band, 802.11(g) 36 Mbps, Low Channel 1, 2412 MHz | | | | | | |
|--|------------|-------------|----------|----------|--------|--|
| | Value | dBm/100kHz | Value | Limit | | |
| | dBm/100kHz | To dBm/3kHz | dBm/3kHz | dBm/3kHz | Result | |
| | 5.511 | -15.2 | -9.689 | 8 | Pass | |



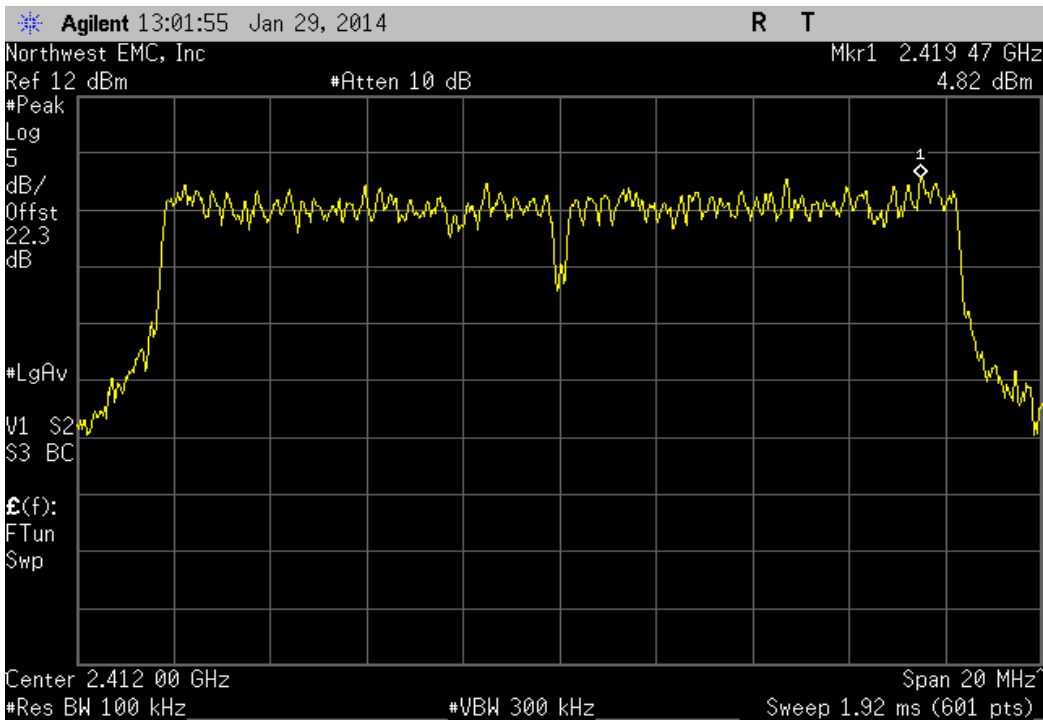
| 2400 MHz - 2483.5 MHz Band, 802.11(g) 36 Mbps, Mid Channel 6, 2437 MHz | | | | | | |
|--|-------|------------|-------------|-------|-------|--------|
| | Value | dBm/100kHz | To dBm/3kHz | Value | Limit | Result |
| | | | | | | |
| | 5.895 | -15.2 | -9.305 | 8 | | Pass |



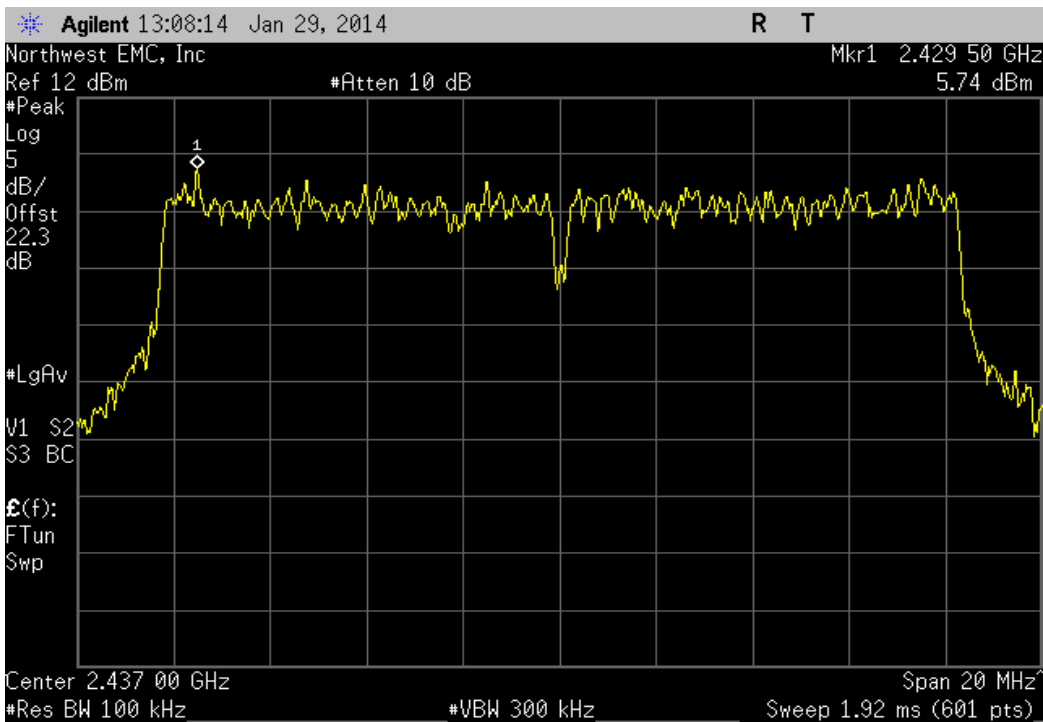
| 2400 MHz - 2483.5 MHz Band, 802.11(g) 36 Mbps, High Channel 11, 2462 MHz | | | | | | |
|--|-------|------------|-------------|-------|-------|--------|
| | Value | dBm/100kHz | To dBm/3kHz | Value | Limit | Result |
| | | | | | | |
| | 4.879 | -15.2 | -10.321 | 8 | | Pass |



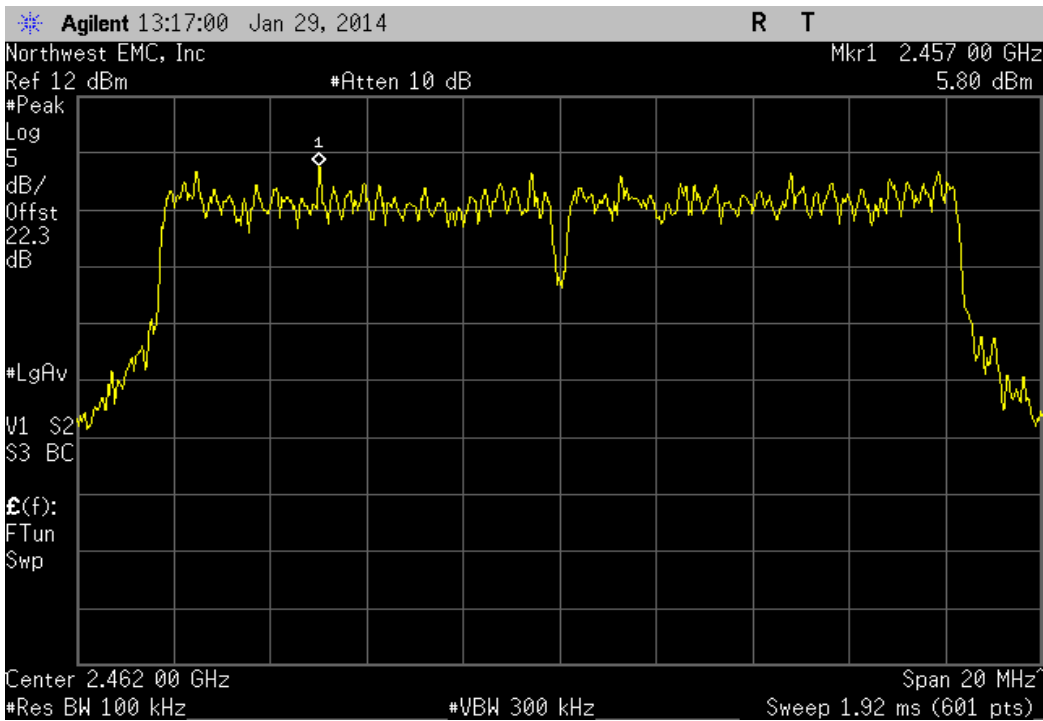
| 2400 MHz - 2483.5 MHz Band, 802.11(g) 54 Mbps, Low Channel 1, 2412 MHz | | | | | | |
|--|-------|------------|-------------|-------|-------|--------|
| | Value | dBm/100kHz | To dBm/3kHz | Value | Limit | Result |
| | | | | | | |
| | 4.82 | -15.2 | -10.38 | 8 | | Pass |



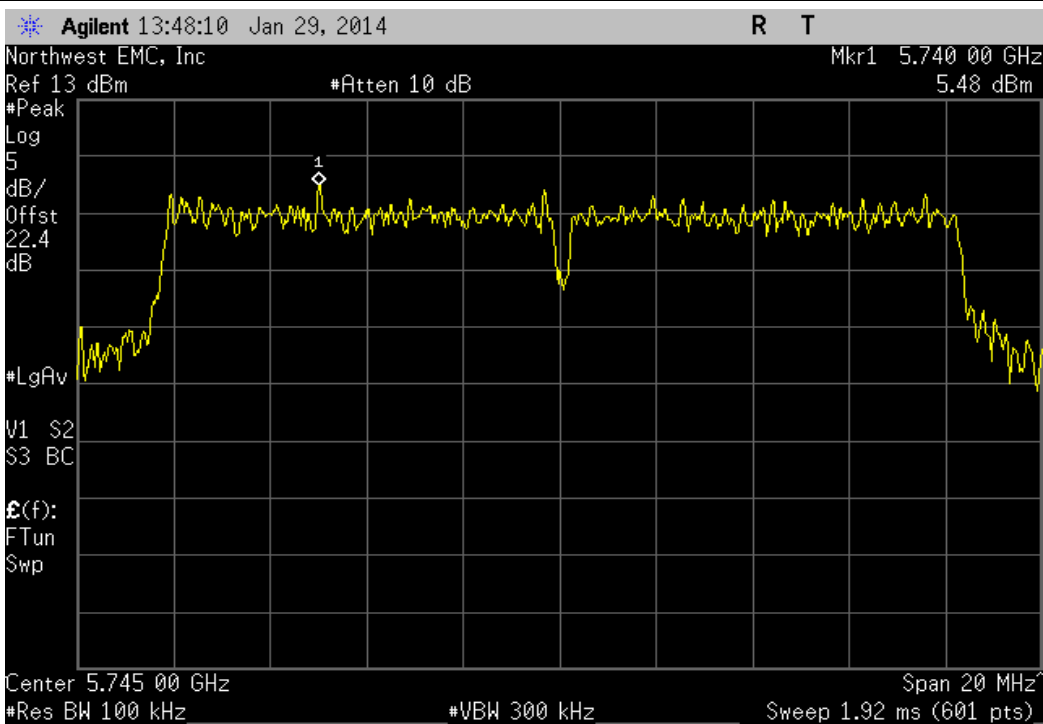
| 2400 MHz - 2483.5 MHz Band, 802.11(g) 54 Mbps, Mid Channel 6, 2437 MHz | | | | | | |
|--|-------|------------|-------------|-------|-------|--------|
| | Value | dBm/100kHz | To dBm/3kHz | Value | Limit | Result |
| | | | | | | |
| | 5.739 | -15.2 | -9.461 | 8 | | Pass |



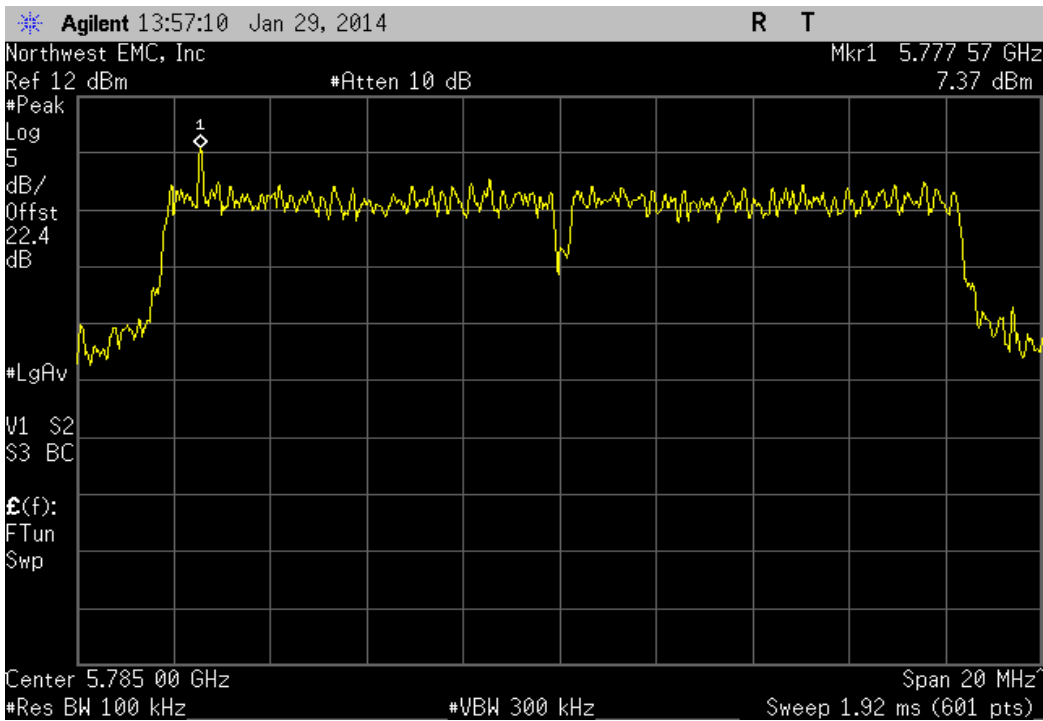
| 2400 MHz - 2483.5 MHz Band, 802.11(g) 54 Mbps, High Channel 11, 2462 MHz | | | | | | |
|--|-------|------------|-------------|--------|-------|--------|
| | Value | dBm/100kHz | To dBm/3kHz | Value | Limit | Result |
| | | | | | | |
| | | 5.803 | -15.2 | -9.397 | 8 | Pass |



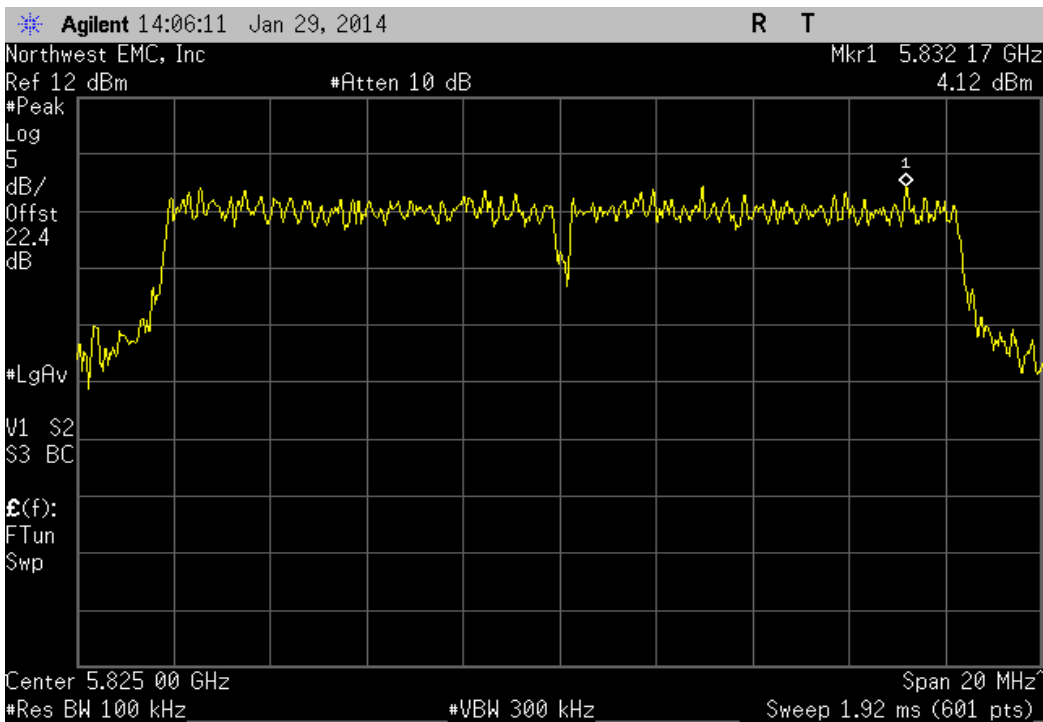
| 5725 MHz - 5850 MHz Band, 802.11(a) 6 Mbps, Low Channel 149, 5745 MHz | | | | | | |
|---|-------|------------|-------------|--------|-------|--------|
| | Value | dBm/100kHz | To dBm/3kHz | Value | Limit | Result |
| | | | | | | |
| | | 5.479 | -15.2 | -9.721 | 8 | Pass |



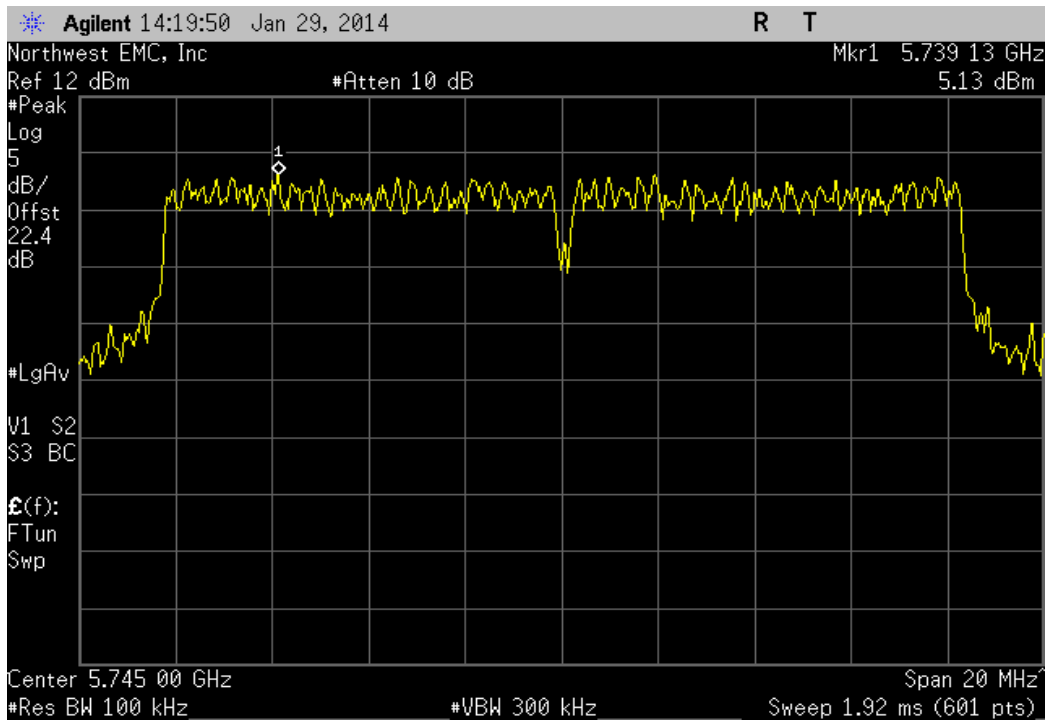
| 5725 MHz - 5850 MHz Band, 802.11(a) 6 Mbps, Mid Channel 157, 5785 MHz | | | | | | |
|---|------------|-------------|----------|----------|--------|--|
| | Value | dBm/100kHz | Value | Limit | | |
| | dBm/100kHz | To dBm/3kHz | dBm/3kHz | dBm/3kHz | Result | |
| | 7.373 | -15.2 | -7.827 | 8 | Pass | |



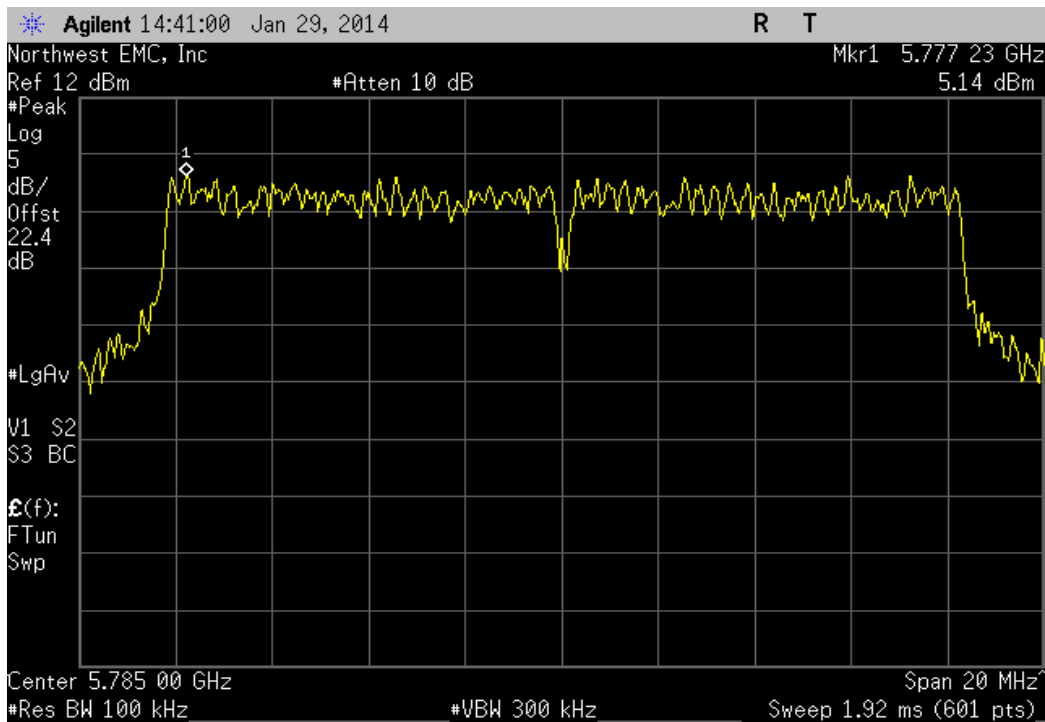
| 5725 MHz - 5850 MHz Band, 802.11(a) 6 Mbps, High Channel 165, 5825 MHz | | | | | | |
|--|------------|-------------|----------|----------|--------|--|
| | Value | dBm/100kHz | Value | Limit | | |
| | dBm/100kHz | To dBm/3kHz | dBm/3kHz | dBm/3kHz | Result | |
| | 4.124 | -15.2 | -11.076 | 8 | Pass | |



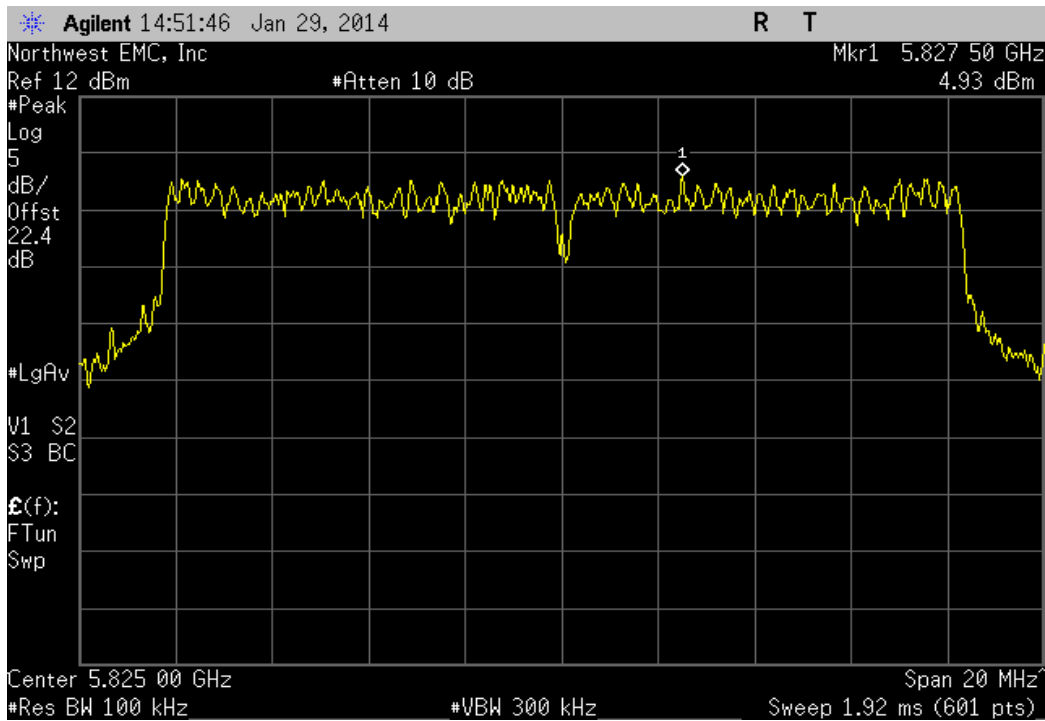
| 5725 MHz - 5850 MHz Band, 802.11(a) 36 Mbps, Low Channel 149, 5745 MHz | | | | | | |
|--|-------|------------|-------------|-------|-------|--------|
| | Value | dBm/100kHz | To dBm/3kHz | Value | Limit | Result |
| | | | | | | |
| | 5.129 | -15.2 | -10.071 | 8 | | Pass |



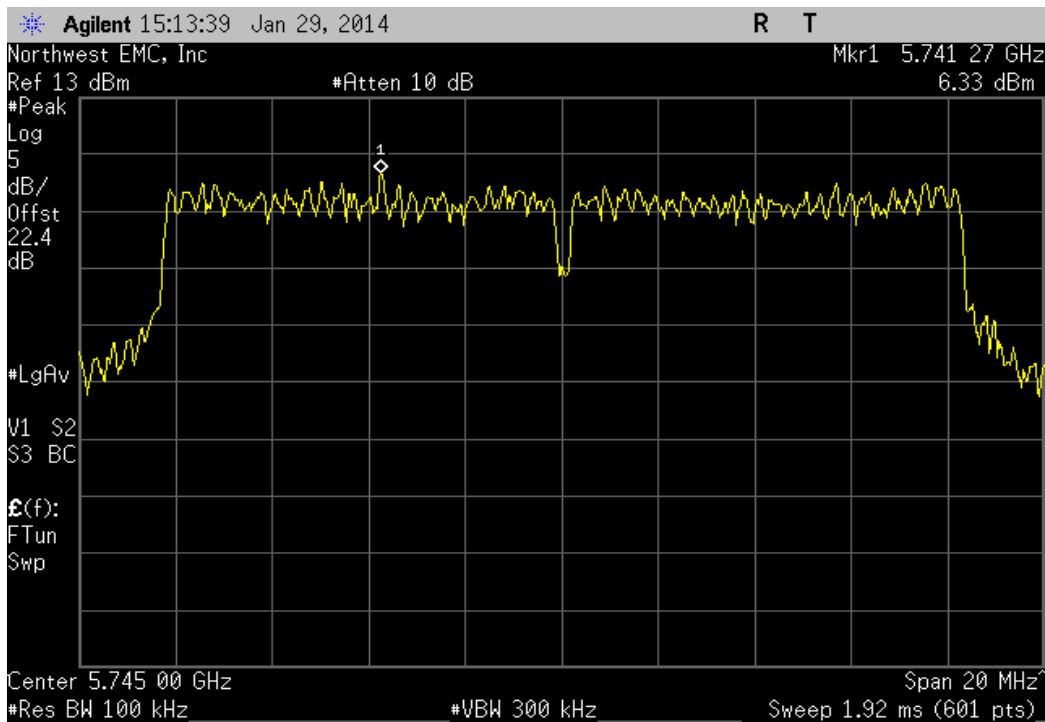
| 5725 MHz - 5850 MHz Band, 802.11(a) 36 Mbps, Mid Channel 157, 5785 MHz | | | | | | |
|--|-------|------------|-------------|-------|-------|--------|
| | Value | dBm/100kHz | To dBm/3kHz | Value | Limit | Result |
| | | | | | | |
| | 5.135 | -15.2 | -10.065 | 8 | | Pass |



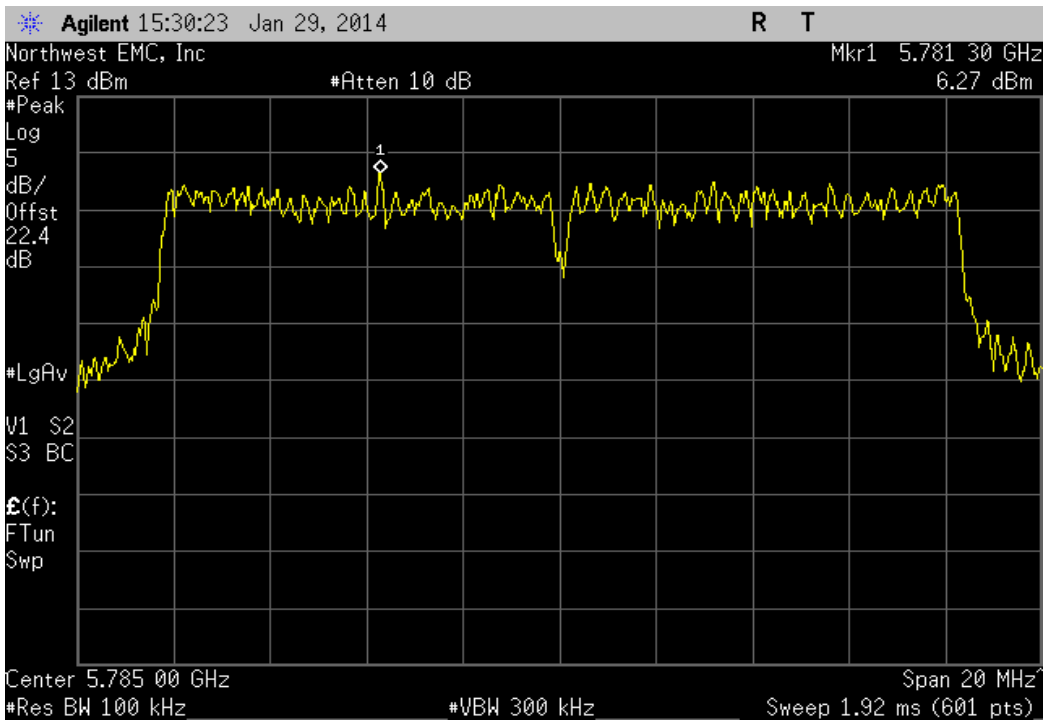
| 5725 MHz - 5850 MHz Band, 802.11(a) 36 Mbps, High Channel 165, 5825 MHz | | | | | | |
|---|------------|-------------|----------|----------|--------|--|
| | Value | dBm/100kHz | Value | Limit | | |
| | dBm/100kHz | To dBm/3kHz | dBm/3kHz | dBm/3kHz | Result | |
| | 4.93 | -15.2 | -10.27 | 8 | Pass | |



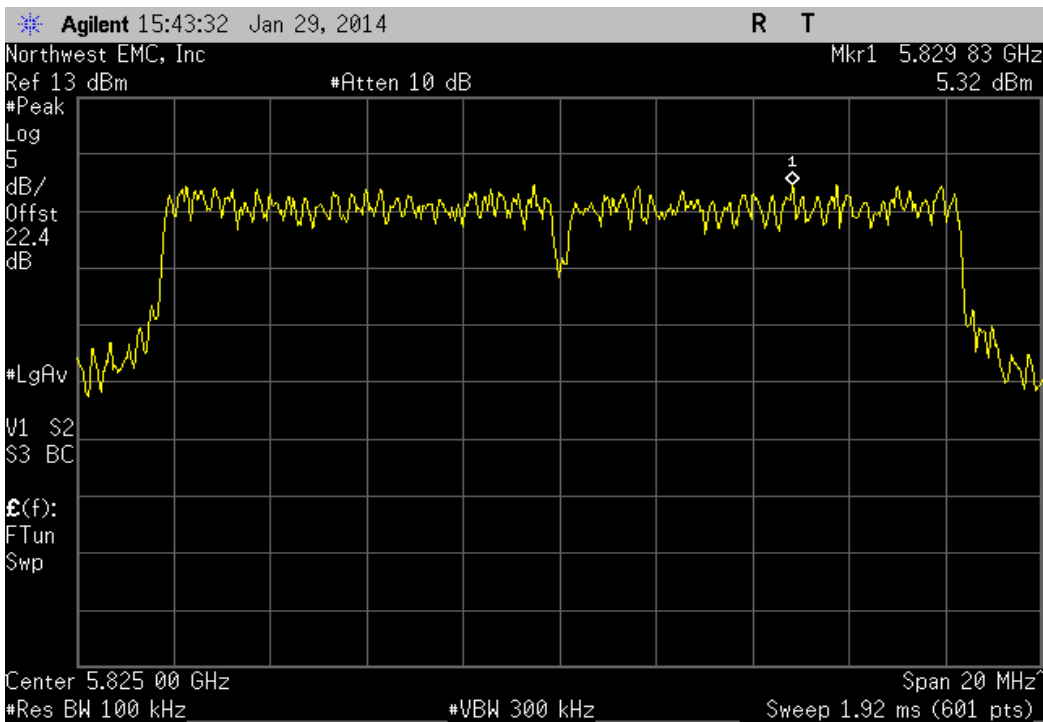
| 5725 MHz - 5850 MHz Band, 802.11(a) 54 Mbps, Low Channel 149, 5745 MHz | | | | | | |
|--|------------|-------------|----------|----------|--------|--|
| | Value | dBm/100kHz | Value | Limit | | |
| | dBm/100kHz | To dBm/3kHz | dBm/3kHz | dBm/3kHz | Result | |
| | 6.333 | -15.2 | -8.867 | 8 | Pass | |



| 5725 MHz - 5850 MHz Band, 802.11(a) 54 Mbps, Mid Channel 157, 5785 MHz | | | | | | |
|--|------------|-------------|----------|----------|--------|--|
| | Value | dBm/100kHz | Value | Limit | | |
| | dBm/100kHz | To dBm/3kHz | dBm/3kHz | dBm/3kHz | Result | |
| | 6.271 | -15.2 | -8.929 | 8 | Pass | |



| 5725 MHz - 5850 MHz Band, 802.11(a) 54 Mbps, High Channel 165, 5825 MHz | | | | | | |
|---|------------|-------------|----------|----------|--------|--|
| | Value | dBm/100kHz | Value | Limit | | |
| | dBm/100kHz | To dBm/3kHz | dBm/3kHz | dBm/3kHz | Result | |
| | 5.322 | -15.2 | -9.878 | 8 | Pass | |



DUTY CYCLE

Testing was performed using the mode(s) of operation and configuration(s) noted within the report. The individuals and/or the organization requesting the test provided the modes, configurations and settings used to complete the evaluation. The actual test parameters are specified in the test data, this includes items such as investigated frequency range (scanned) and test levels. The testing methods and performance specifications, as well as the test site used for the evaluation are indicated in the test data.

TEST EQUIPMENT

| Description | Manufacturer | Model | ID | Last Cal. | Interval (mos) |
|-------------------------|--------------------|------------------|-----|-----------|----------------|
| Spectrum Analyzer | Agilent | E4446A | AAV | 2/22/2013 | 24 |
| OC13 Cables | Fairview Microwave | SCA1814-0101-120 | OCZ | NCR | 0 |
| Attenuator, 20db, 'SMA' | Weinschel Corp | 4H-20 | AWB | 6/7/2013 | 12 |
| 40GHz DC Block | Miteq | DCB4000 | AMD | 5/16/2013 | 12 |
| Power Meter | Hewlett Packard | E4418A | SPA | 4/11/2012 | 24 |
| Power Sensor | Agilent | E4412A | SQE | 4/11/2012 | 24 |
| Signal Generator | Agilent | E8257D | TGU | 2/1/2012 | 36 |

TEST DESCRIPTION

The Duty Cycle (x) of the single channel operation of the radio as controlled by the provided test software was measured for each of the EUT operating modes.

The measurements were made using a zero span on the spectrum analyzer to see the pulses in the time domain. The transmit power was set to its default maximum. A direct connection was made between the RF output of the EUT and a spectrum analyzer. Attenuation and a DC block were used.

The duty cycle was calculated by dividing the transmission pulse duration (T) by the total period of a single on and total off time.

If the transmit duty cycle < 98 percent, burst gating was used during some of the other tests in this report to only measure during the burst duration.



DUTY CYCLE

XMit 2013.08.15
PsaTx 2013.10.23

| | | | |
|------------------------------|--|------------------------|--|
| EUT: RAD7A/Radical 7 V2 | | Work Order: MASI0151 | |
| Serial Number: 1000000349 | | Date: 01/29/14 | |
| Customer: Masimo Corporation | | Temperature: 24.3°C | |
| Attendees: Mike Clark | | Humidity: 41% | |
| Project: None | | Barometric Pres.: 1011 | |
| Tested by: Jaemi Suh | | Power: Battery | |
| | | Job Site: OC13 | |
| TEST SPECIFICATIONS | | Test Method | |
| FCC 15.247:2014 | | ANSI C63.10:2009 | |

COMMENTS

TX Power set to 90.

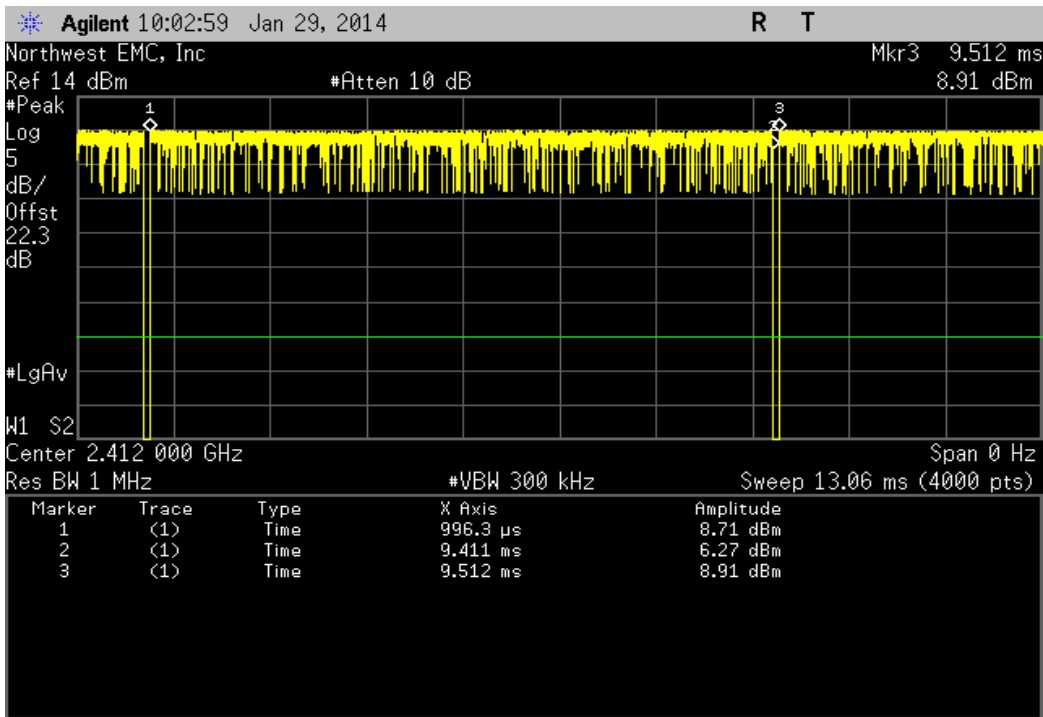
DEVIATIONS FROM TEST STANDARD

None

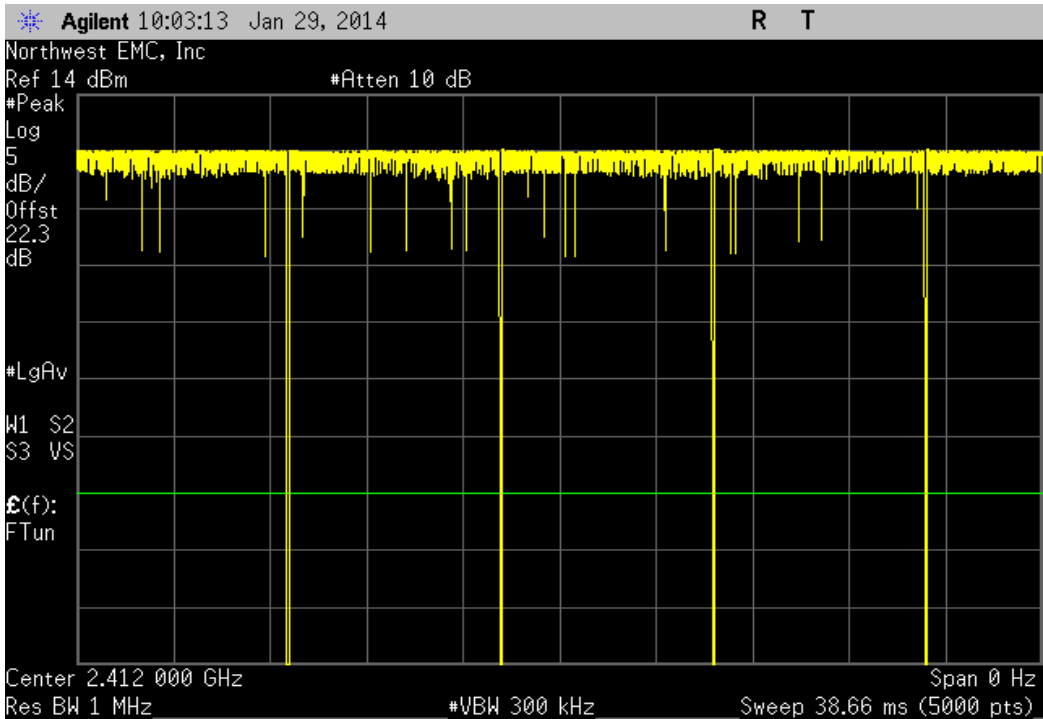
| | | |
|-----------------|---|---|
| Configuration # | 1 | Signature  |
|-----------------|---|---|

| | Pulse Width | Period | Number of Pulses | Value (%) | Limit | Result |
|-----------------------------------|-------------|----------|------------------|-----------|-------|--------|
| 2400 MHz - 2483.5 MHz Band | | | | | | |
| #802.11(b) 1 Mbps | | | | | | |
| Low Channel 1, 2412 MHz | 8.415 mS | 8.516 mS | 1 | 98.8 | N/A | N/A |
| Low Channel 1, 2412 MHz | N/A | N/A | 5 | N/A | N/A | N/A |
| Mid Channel 6, 2437 MHz | 8.415 mS | 8.516 mS | 1 | 98.8 | N/A | N/A |
| Mid Channel 6, 2437 MHz | N/A | N/A | 6 | N/A | N/A | N/A |
| High Channel 11, 2462 MHz | 8.415 mS | 8.516 mS | 1 | 98.8 | N/A | N/A |
| High Channel 11, 2462 MHz | N/A | N/A | 6 | N/A | N/A | N/A |
| #802.11(b) 11 Mbps | | | | | | |
| Low Channel 1, 2412 MHz | 841.8 uS | 943 uS | 1 | 89.3 | N/A | N/A |
| Low Channel 1, 2412 MHz | N/A | N/A | 5 | N/A | N/A | N/A |
| Mid Channel 6, 2437 MHz | 841.8 uS | 943 uS | 1 | 89.3 | N/A | N/A |
| Mid Channel 6, 2437 MHz | N/A | N/A | 5 | N/A | N/A | N/A |
| High Channel 11, 2462 MHz | 841.8 uS | 943 uS | 1 | 89.3 | N/A | N/A |
| High Channel 11, 2462 MHz | N/A | N/A | 5 | N/A | N/A | N/A |
| #802.11(g) 6 Mbps | | | | | | |
| Low Channel 1, 2412 MHz | 1.388 mS | 1.494 mS | 1 | 92.9 | N/A | N/A |
| Low Channel 1, 2412 MHz | N/A | N/A | 5 | N/A | N/A | N/A |
| Mid Channel 6, 2437 MHz | 1.388 mS | 1.496 mS | 1 | 92.8 | N/A | N/A |
| Mid Channel 6, 2437 MHz | N/A | N/A | 5 | N/A | N/A | N/A |
| High Channel 11, 2462 MHz | 1.39 mS | 1.496 mS | 1 | 92.9 | N/A | N/A |
| High Channel 11, 2462 MHz | N/A | N/A | 5 | N/A | N/A | N/A |
| #802.11(g) 36 Mbps | | | | | | |
| Low Channel 1, 2412 MHz | 244 uS | 351 uS | 1 | 69.5 | N/A | N/A |
| Low Channel 1, 2412 MHz | N/A | N/A | 5 | N/A | N/A | N/A |
| Mid Channel 6, 2437 MHz | 244 uS | 352 uS | 1 | 69.3 | N/A | N/A |
| Mid Channel 6, 2437 MHz | N/A | N/A | 5 | N/A | N/A | N/A |
| High Channel 11, 2462 MHz | 244 uS | 351 uS | 1 | 69.5 | N/A | N/A |
| High Channel 11, 2462 MHz | N/A | N/A | 5 | N/A | N/A | N/A |
| #802.11(g) 54 Mbps | | | | | | |
| Low Channel 1, 2412 MHz | 169 uS | 276 uS | 1 | 61.2 | N/A | N/A |
| Low Channel 1, 2412 MHz | N/A | N/A | 5 | N/A | N/A | N/A |
| Mid Channel 6, 2437 MHz | 169 uS | 276 uS | 1 | 61.2 | N/A | N/A |
| Mid Channel 6, 2437 MHz | N/A | N/A | 5 | N/A | N/A | N/A |
| High Channel 11, 2462 MHz | 168 uS | 275 uS | 1 | 61.1 | N/A | N/A |
| High Channel 11, 2462 MHz | N/A | N/A | 5 | N/A | N/A | N/A |
| 5725 MHz - 5850 MHz Band | | | | | | |
| #802.11(a) 6 Mbps | | | | | | |
| Low Channel 149, 5745 MHz | 1.388 mS | 1.494 mS | 1 | 92.9 | N/A | N/A |
| Low Channel 149, 5745 MHz | N/A | N/A | 5 | N/A | N/A | N/A |
| Mid Channel 157, 5785 MHz | 1.388 mS | 1.494 mS | 1 | 92.9 | N/A | N/A |
| Mid Channel 157, 5785 MHz | N/A | N/A | 5 | N/A | N/A | N/A |
| High Channel 165, 5825 MHz | 1.388 mS | 1.494 mS | 1 | 92.9 | N/A | N/A |
| High Channel 165, 5825 MHz | N/A | N/A | 5 | N/A | N/A | N/A |
| #802.11(a) 36 Mbps | | | | | | |
| Low Channel 149, 5745 MHz | 244 uS | 350 uS | 1 | 69.7 | N/A | N/A |
| Low Channel 149, 5745 MHz | N/A | N/A | 5 | N/A | N/A | N/A |
| Mid Channel 157, 5785 MHz | 245 uS | 351 uS | 1 | 69.8 | N/A | N/A |
| Mid Channel 157, 5785 MHz | N/A | N/A | 5 | N/A | N/A | N/A |
| High Channel 165, 5825 MHz | 244 uS | 350 uS | 1 | 69.7 | N/A | N/A |
| High Channel 165, 5825 MHz | N/A | N/A | 5 | N/A | N/A | N/A |
| #802.11(a) 54 Mbps | | | | | | |
| Low Channel 149, 5745 MHz | 169 uS | 275 uS | 1 | 61.5 | N/A | N/A |
| Low Channel 149, 5745 MHz | N/A | N/A | 5 | N/A | N/A | N/A |
| Mid Channel 157, 5785 MHz | 169 uS | 275 uS | 1 | 61.5 | N/A | N/A |
| Mid Channel 157, 5785 MHz | N/A | N/A | 5 | N/A | N/A | N/A |
| High Channel 165, 5825 MHz | 169 uS | 274 uS | 1 | 61.7 | N/A | N/A |
| High Channel 165, 5825 MHz | N/A | N/A | 5 | N/A | N/A | N/A |

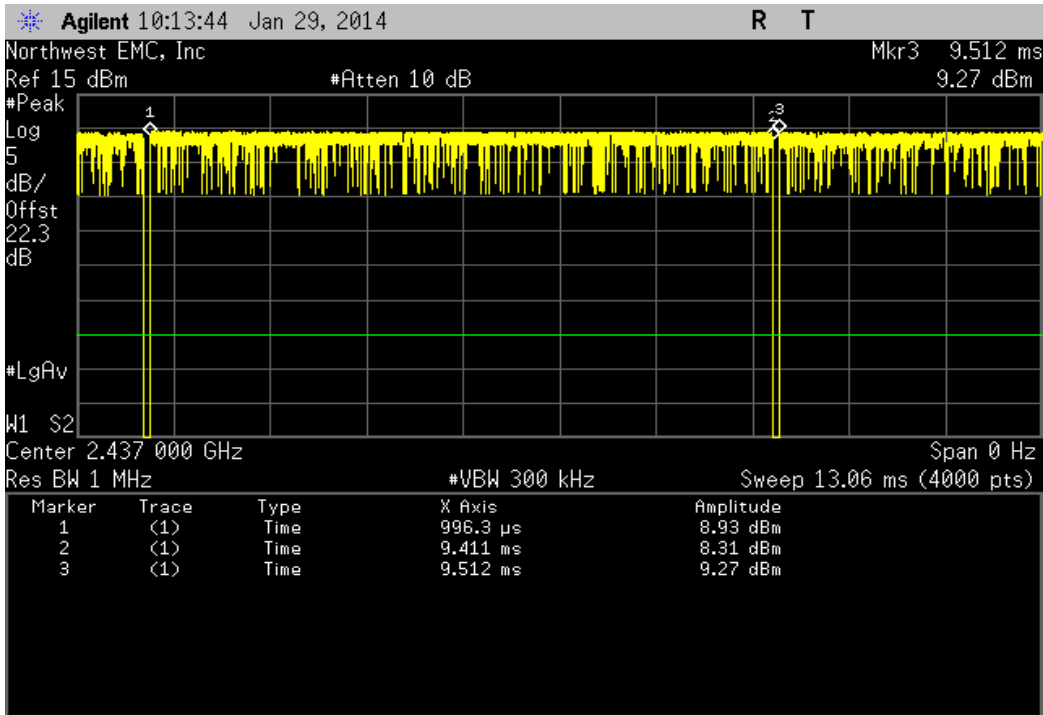
| 2400 MHz - 2483.5 MHz Band, 802.11(b) 1 Mbps, Low Channel 1, 2412 MHz | | | | | | |
|---|----------|------------------|-----------|-------|--------|--|
| Pulse Width | Period | Number of Pulses | Value (%) | Limit | Result | |
| 8.415 mS | 8.516 mS | 1 | 98.8 | N/A | N/A | |



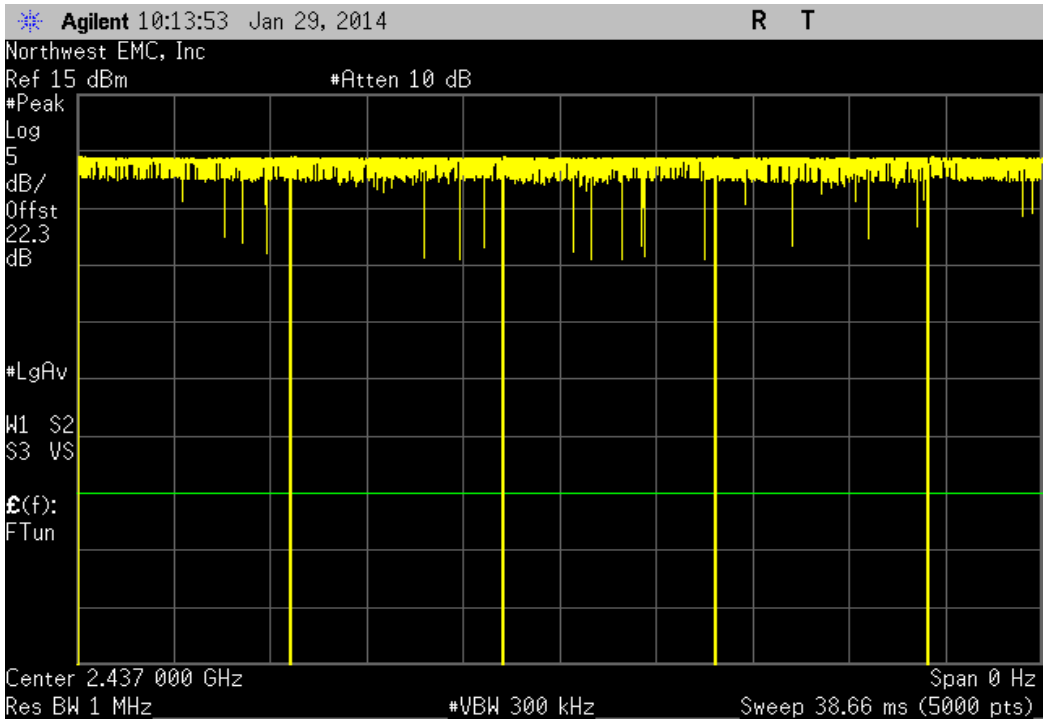
| 2400 MHz - 2483.5 MHz Band, 802.11(b) 1 Mbps, Low Channel 1, 2412 MHz | | | | | | |
|---|--------|------------------|-----------|-------|--------|--|
| Pulse Width | Period | Number of Pulses | Value (%) | Limit | Result | |
| N/A | N/A | 5 | N/A | N/A | N/A | |



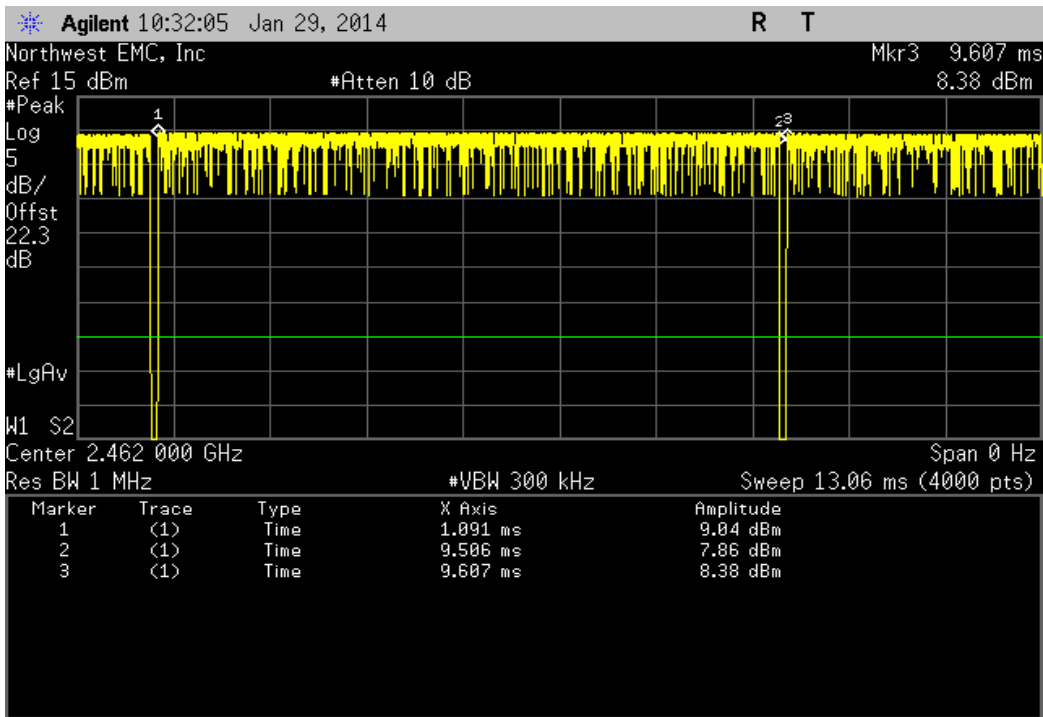
| 2400 MHz - 2483.5 MHz Band, 802.11(b) 1 Mbps, Mid Channel 6, 2437 MHz | | | | | | |
|---|----------|------------------|-----------|-------|--------|--|
| Pulse Width | Period | Number of Pulses | Value (%) | Limit | Result | |
| 8.415 mS | 8.516 mS | 1 | 98.8 | N/A | N/A | |



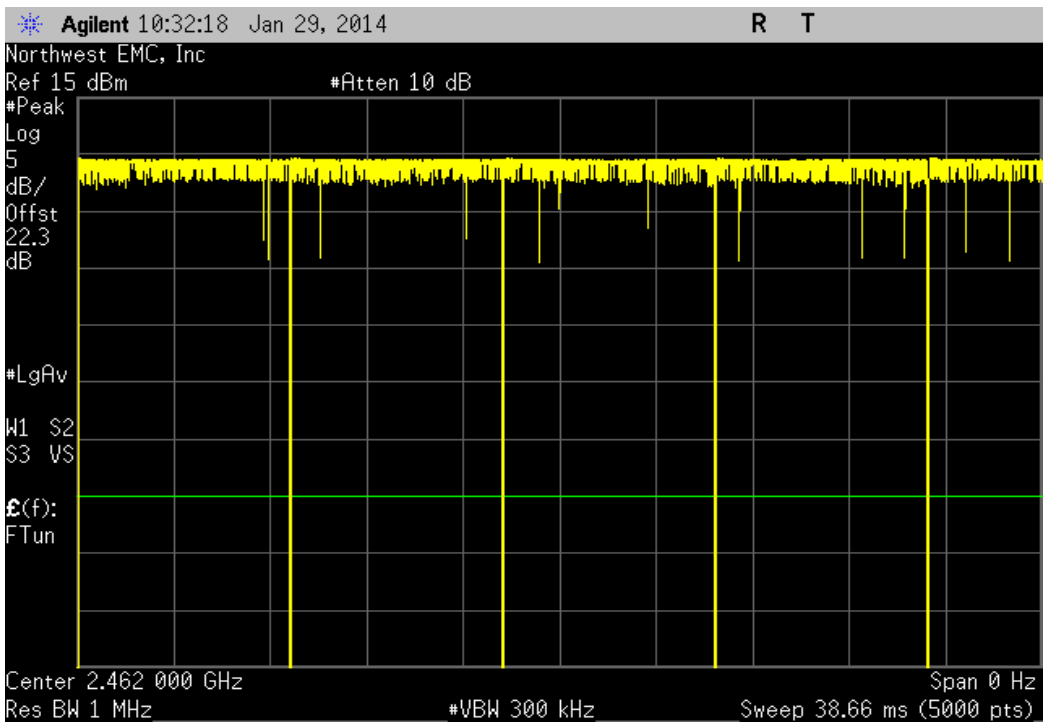
| 2400 MHz - 2483.5 MHz Band, 802.11(b) 1 Mbps, Mid Channel 6, 2437 MHz | | | | | | |
|---|--------|------------------|-----------|-------|--------|--|
| Pulse Width | Period | Number of Pulses | Value (%) | Limit | Result | |
| N/A | N/A | 6 | N/A | N/A | N/A | |



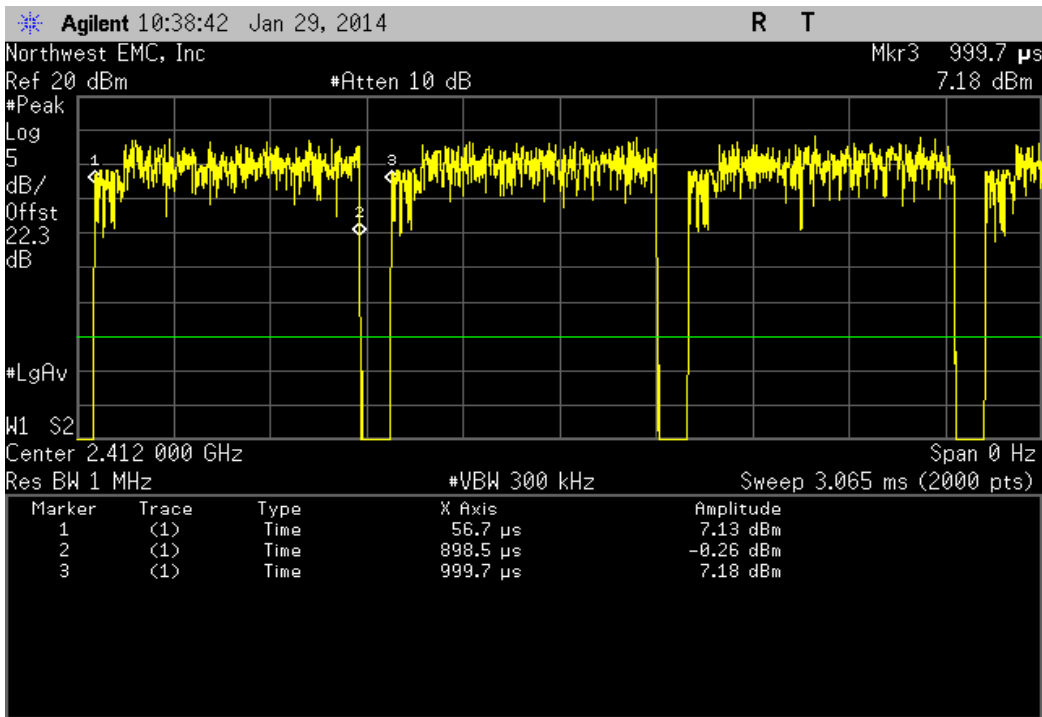
| 2400 MHz - 2483.5 MHz Band, 802.11(b) 1 Mbps, High Channel 11, 2462 MHz | | | | | | |
|---|----------|------------------|-----------|-------|--------|--|
| Pulse Width | Period | Number of Pulses | Value (%) | Limit | Result | |
| 8.415 mS | 8.516 mS | 1 | 98.8 | N/A | N/A | |



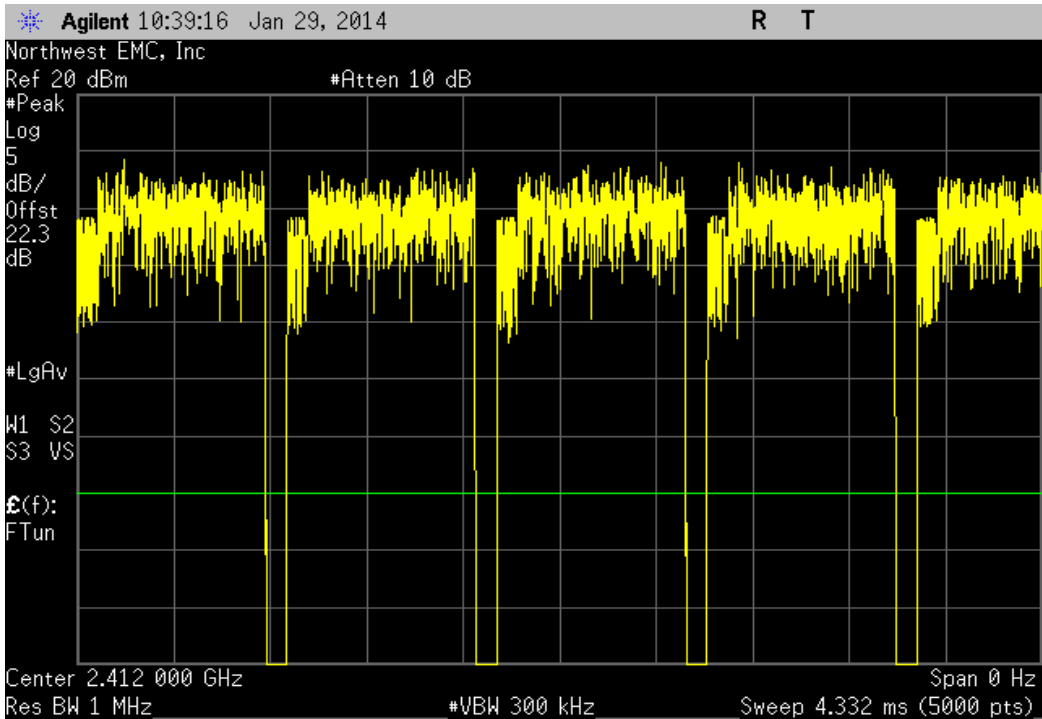
| 2400 MHz - 2483.5 MHz Band, 802.11(b) 1 Mbps, High Channel 11, 2462 MHz | | | | | | |
|---|--------|------------------|-----------|-------|--------|--|
| Pulse Width | Period | Number of Pulses | Value (%) | Limit | Result | |
| N/A | N/A | 6 | N/A | N/A | N/A | |



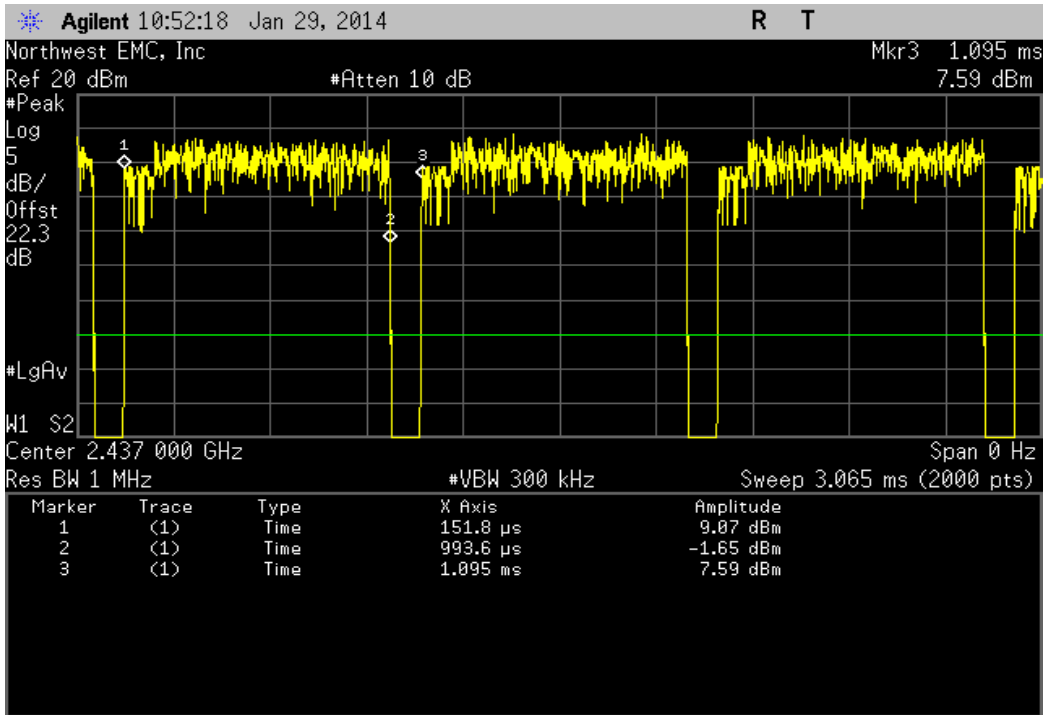
| 2400 MHz - 2483.5 MHz Band, 802.11(b) 11 Mbps, Low Channel 1, 2412 MHz | | | | | | |
|--|--------|------------------|-----------|-------|--------|--|
| Pulse Width | Period | Number of Pulses | Value (%) | Limit | Result | |
| 841.8 uS | 943 uS | 1 | 89.3 | N/A | N/A | |



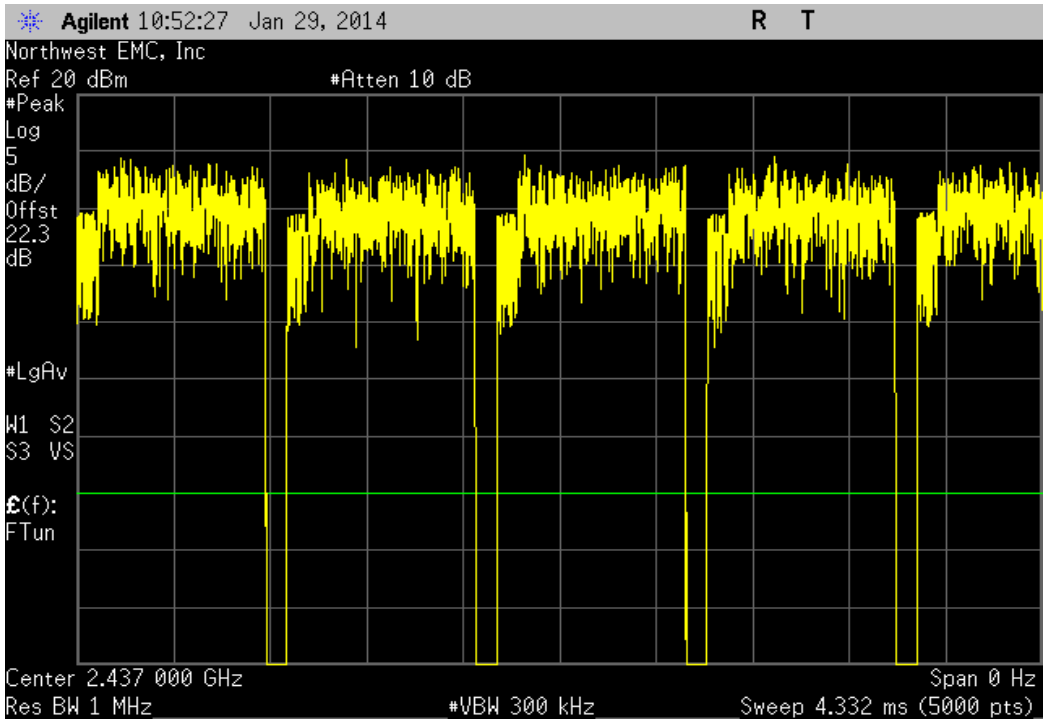
| 2400 MHz - 2483.5 MHz Band, 802.11(b) 11 Mbps, Low Channel 1, 2412 MHz | | | | | | |
|--|--------|------------------|-----------|-------|--------|--|
| Pulse Width | Period | Number of Pulses | Value (%) | Limit | Result | |
| N/A | N/A | 5 | N/A | N/A | N/A | |



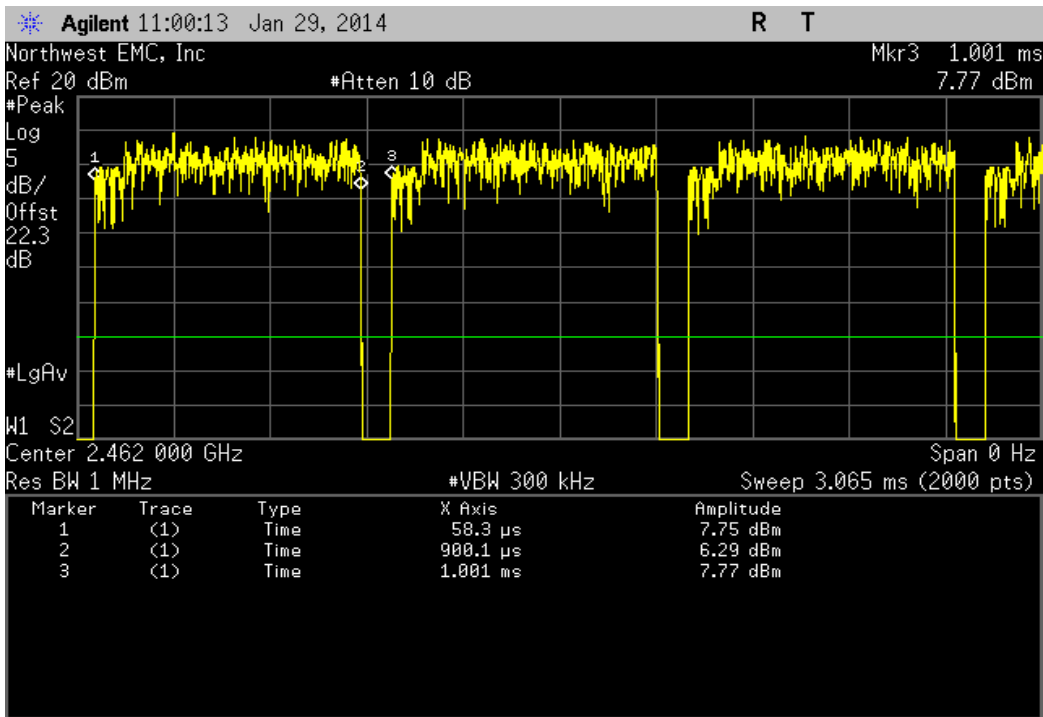
| 2400 MHz - 2483.5 MHz Band, 802.11(b) 11 Mbps, Mid Channel 6, 2437 MHz | | | | | | |
|--|--------|------------------|-----------|-------|--------|--|
| Pulse Width | Period | Number of Pulses | Value (%) | Limit | Result | |
| 841.8 uS | 943 uS | 1 | 89.3 | N/A | N/A | |



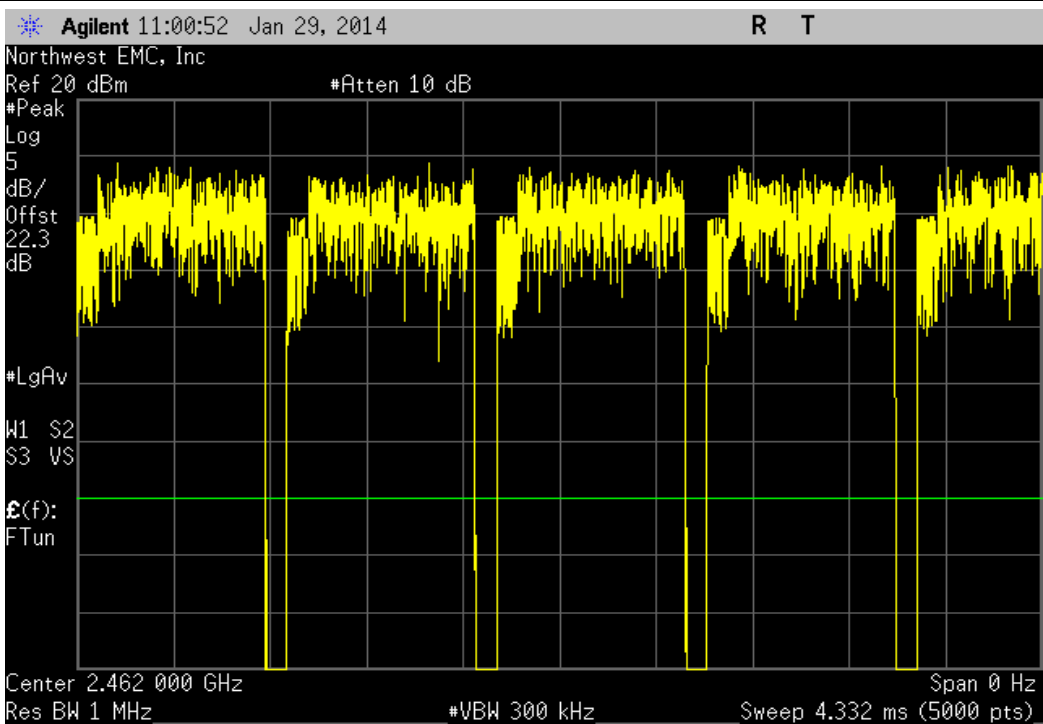
| 2400 MHz - 2483.5 MHz Band, 802.11(b) 11 Mbps, Mid Channel 6, 2437 MHz | | | | | | |
|--|--------|------------------|-----------|-------|--------|--|
| Pulse Width | Period | Number of Pulses | Value (%) | Limit | Result | |
| N/A | N/A | 5 | N/A | N/A | N/A | |



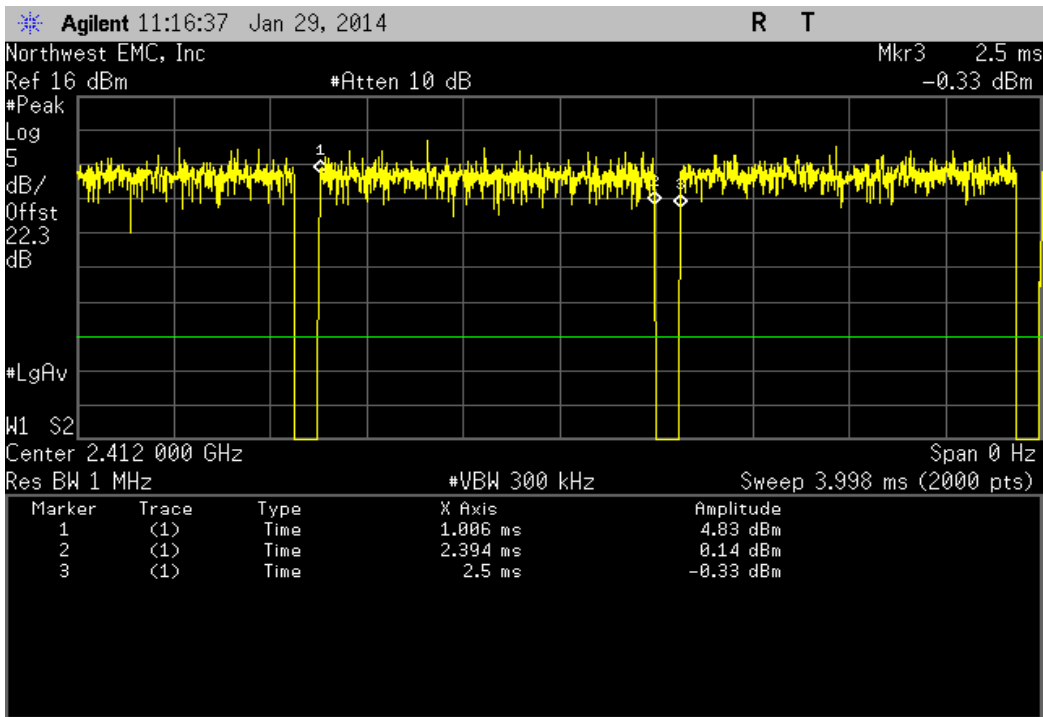
| 2400 MHz - 2483.5 MHz Band, 802.11(b) 11 Mbps, High Channel 11, 2462 MHz | | | | | | |
|--|--------|------------------|-----------|-------|--------|--|
| Pulse Width | Period | Number of Pulses | Value (%) | Limit | Result | |
| 841.8 uS | 943 uS | 1 | 89.3 | N/A | N/A | |



| 2400 MHz - 2483.5 MHz Band, 802.11(b) 11 Mbps, High Channel 11, 2462 MHz | | | | | | |
|--|--------|------------------|-----------|-------|--------|--|
| Pulse Width | Period | Number of Pulses | Value (%) | Limit | Result | |
| N/A | N/A | 5 | N/A | N/A | N/A | |



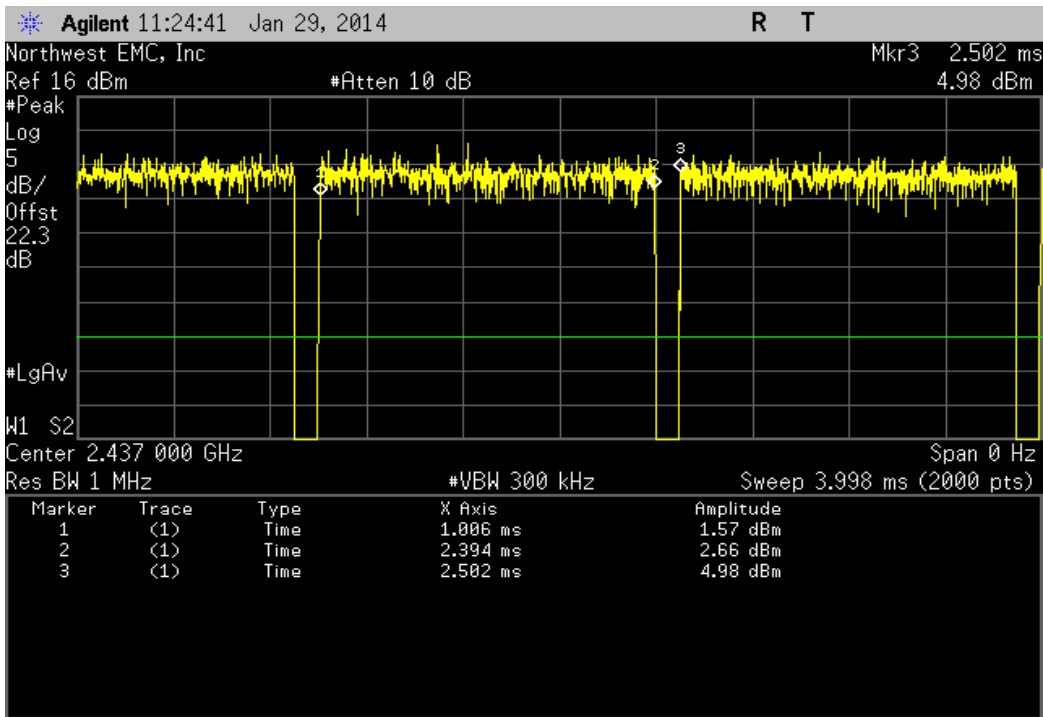
| 2400 MHz - 2483.5 MHz Band, 802.11(g) 6 Mbps, Low Channel 1, 2412 MHz | | | | | | |
|---|----------|------------------|-----------|-------|--------|--|
| Pulse Width | Period | Number of Pulses | Value (%) | Limit | Result | |
| 1.388 mS | 1.494 mS | 1 | 92.9 | N/A | N/A | |



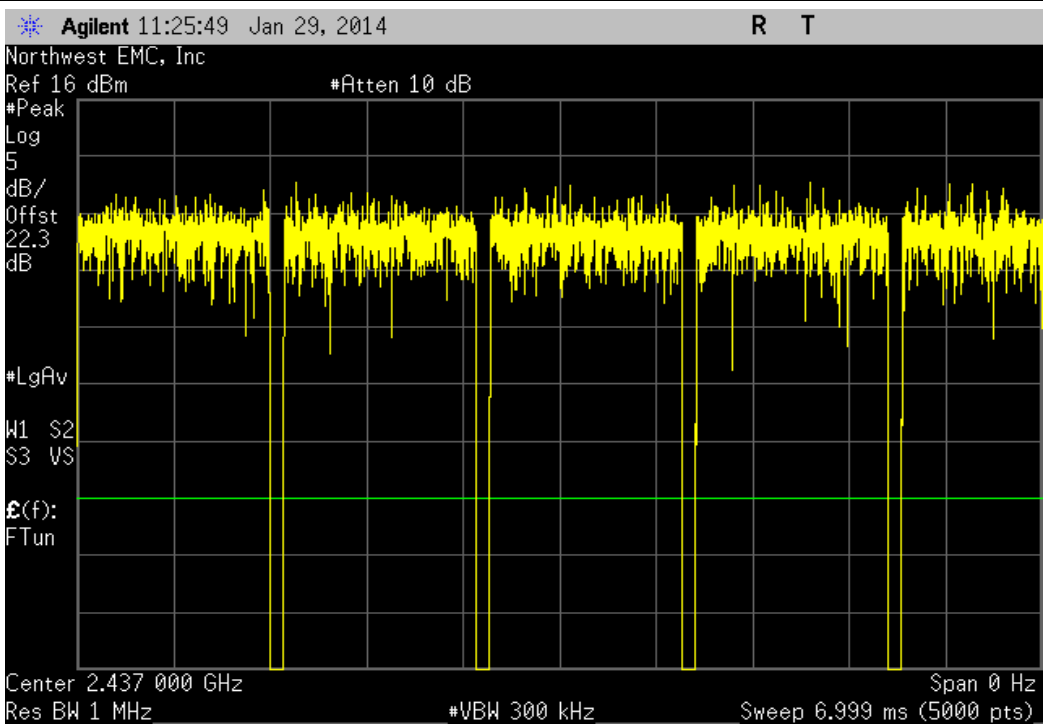
| 2400 MHz - 2483.5 MHz Band, 802.11(g) 6 Mbps, Low Channel 1, 2412 MHz | | | | | | |
|---|--------|------------------|-----------|-------|--------|--|
| Pulse Width | Period | Number of Pulses | Value (%) | Limit | Result | |
| N/A | N/A | 5 | N/A | N/A | N/A | |



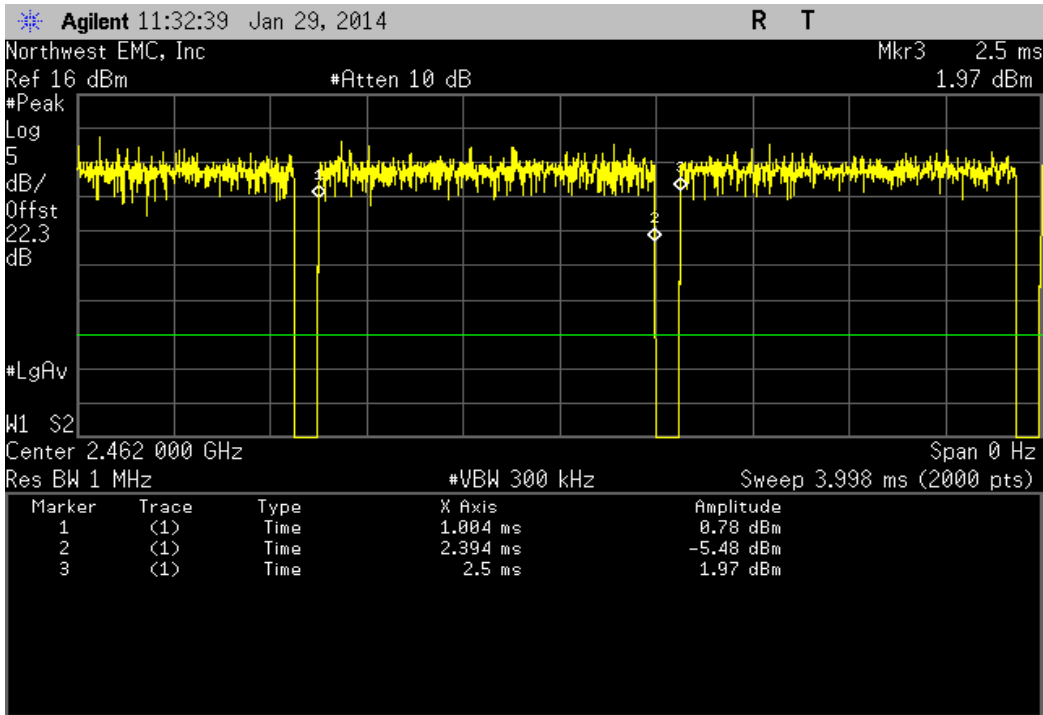
| 2400 MHz - 2483.5 MHz Band, 802.11(g) 6 Mbps, Mid Channel 6, 2437 MHz | | | | | | |
|---|----------|------------------|-----------|-------|--------|--|
| Pulse Width | Period | Number of Pulses | Value (%) | Limit | Result | |
| 1.388 mS | 1.496 mS | 1 | 92.8 | N/A | N/A | |



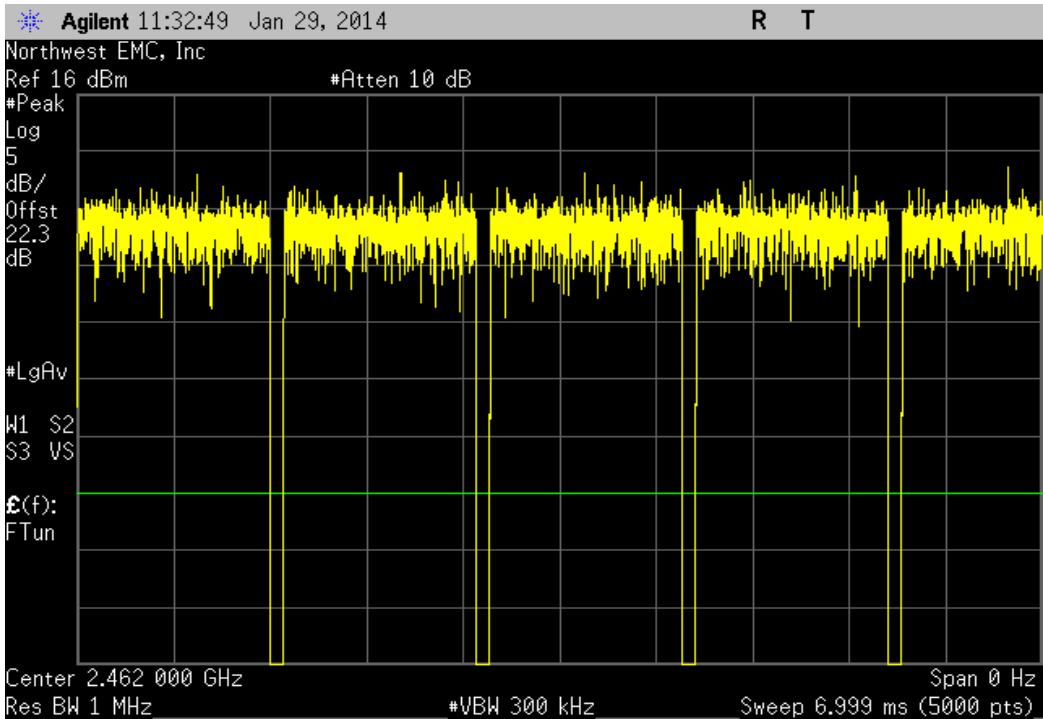
| 2400 MHz - 2483.5 MHz Band, 802.11(g) 6 Mbps, Mid Channel 6, 2437 MHz | | | | | | |
|---|--------|------------------|-----------|-------|--------|--|
| Pulse Width | Period | Number of Pulses | Value (%) | Limit | Result | |
| N/A | N/A | 5 | N/A | N/A | N/A | |



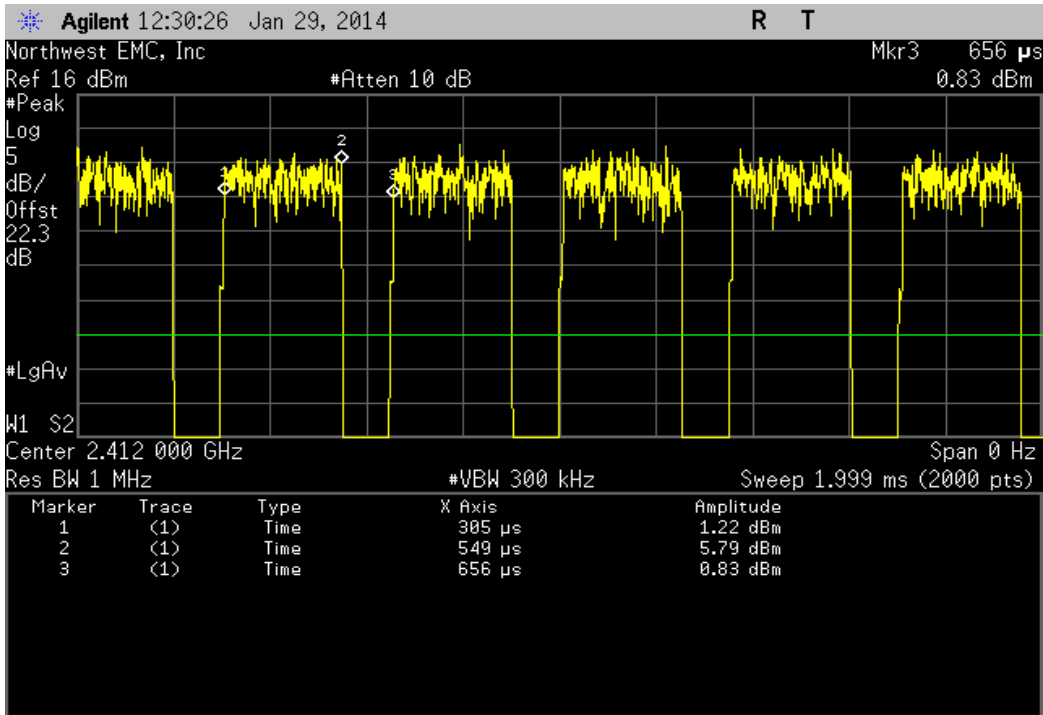
| 2400 MHz - 2483.5 MHz Band, 802.11(g) 6 Mbps, High Channel 11, 2462 MHz | | | | | | |
|---|----------|------------------|-----------|-------|--------|--|
| Pulse Width | Period | Number of Pulses | Value (%) | Limit | Result | |
| 1.39 mS | 1.496 mS | 1 | 92.9 | N/A | N/A | |



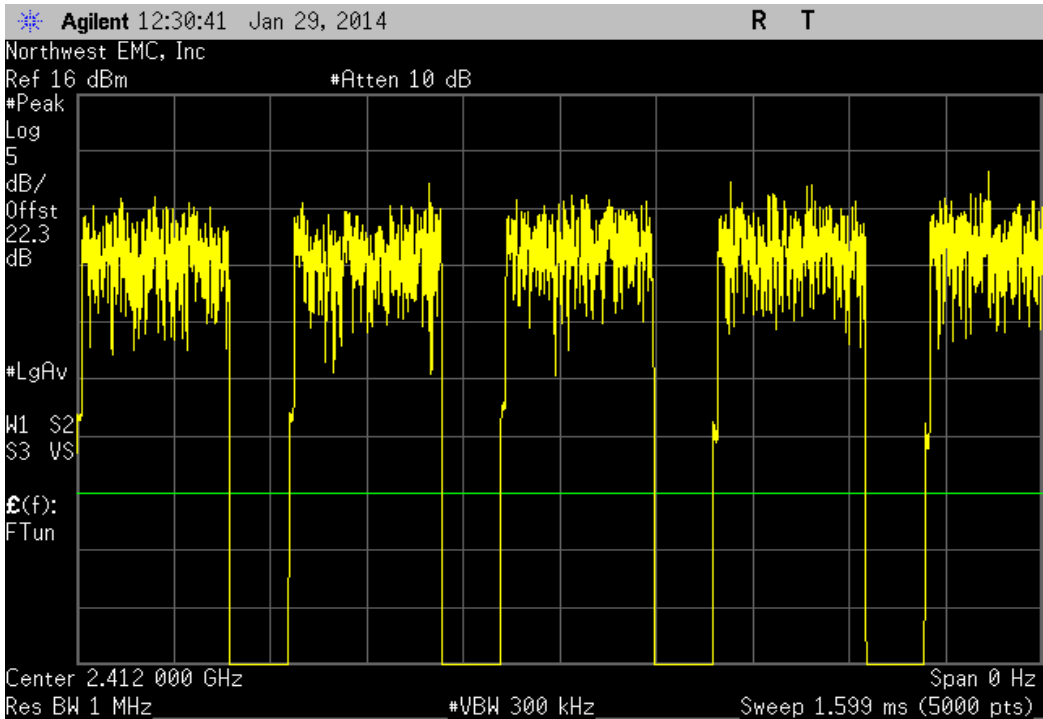
| 2400 MHz - 2483.5 MHz Band, 802.11(g) 6 Mbps, High Channel 11, 2462 MHz | | | | | | |
|---|--------|------------------|-----------|-------|--------|--|
| Pulse Width | Period | Number of Pulses | Value (%) | Limit | Result | |
| N/A | N/A | 5 | N/A | N/A | N/A | |



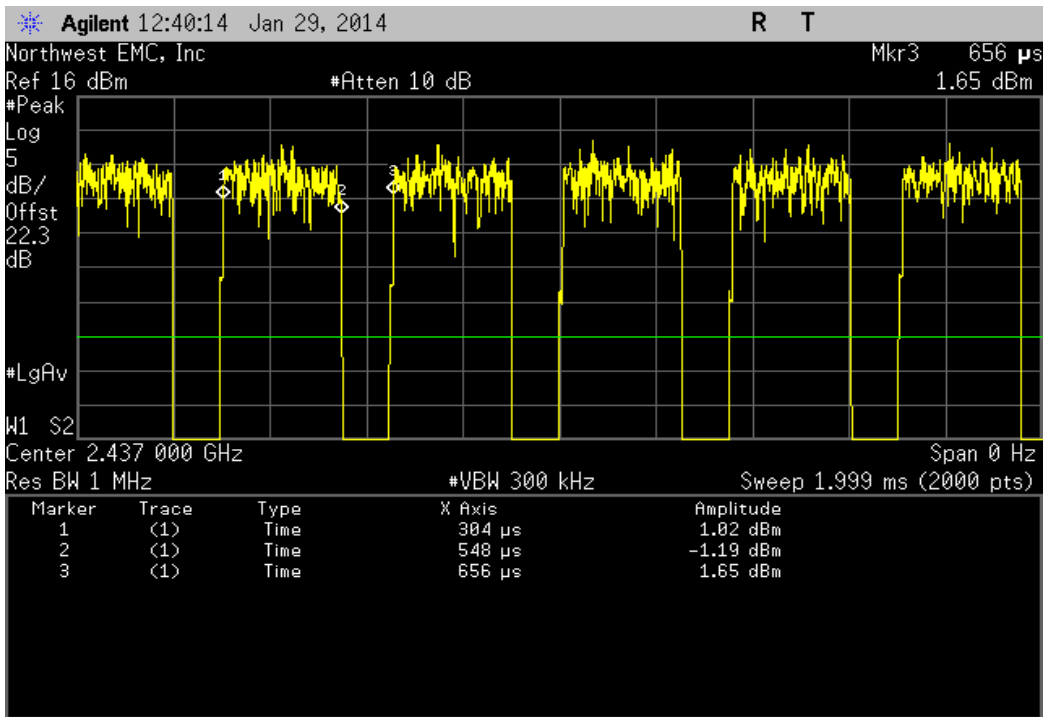
| 2400 MHz - 2483.5 MHz Band, 802.11(g) 36 Mbps, Low Channel 1, 2412 MHz | | | | | | |
|--|-------------|--------|------------------|-----------|-------|--------|
| | Pulse Width | Period | Number of Pulses | Value (%) | Limit | Result |
| | 244 uS | 351 uS | 1 | 69.5 | N/A | N/A |



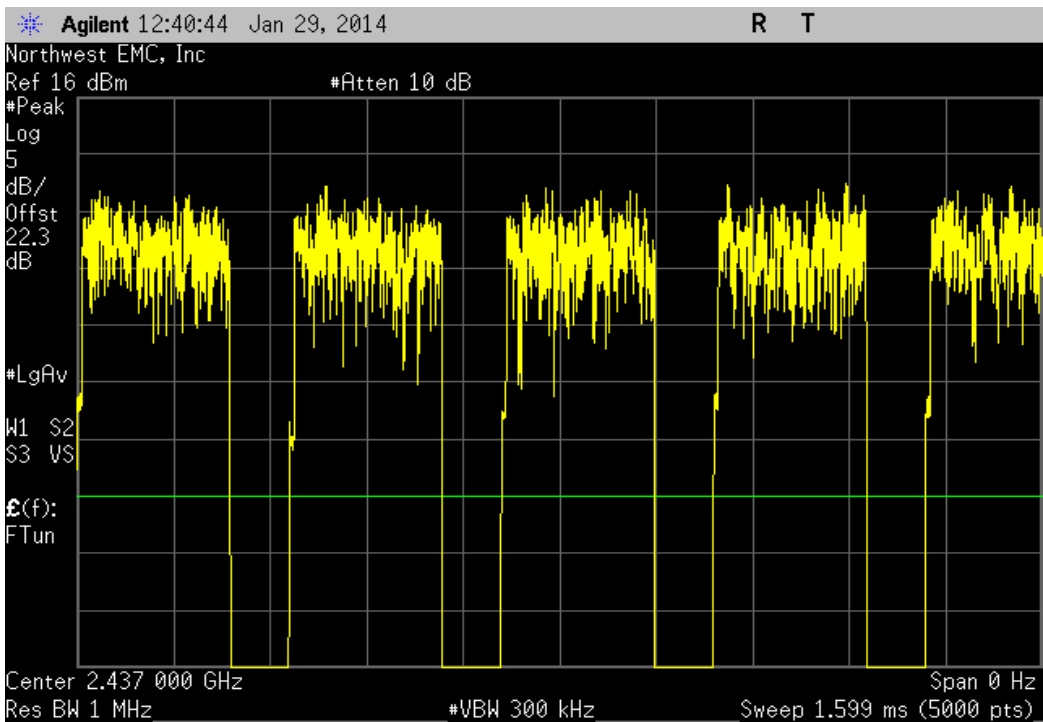
| 2400 MHz - 2483.5 MHz Band, 802.11(g) 36 Mbps, Low Channel 1, 2412 MHz | | | | | | |
|--|-------------|--------|------------------|-----------|-------|--------|
| | Pulse Width | Period | Number of Pulses | Value (%) | Limit | Result |
| | N/A | N/A | 5 | N/A | N/A | N/A |



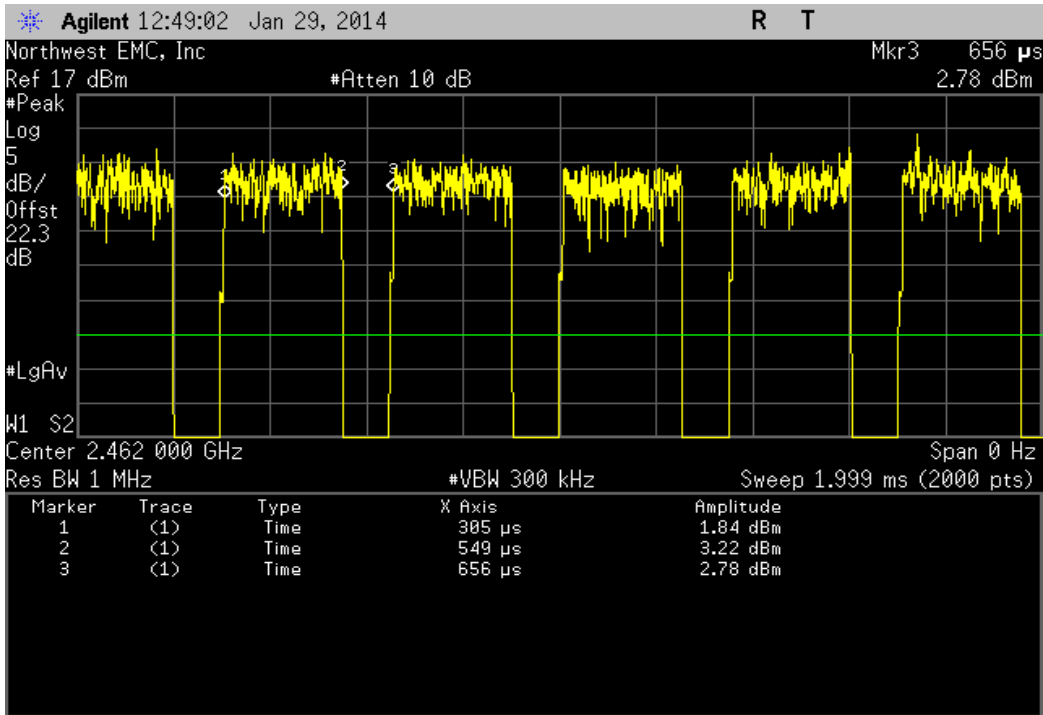
| 2400 MHz - 2483.5 MHz Band, 802.11(g) 36 Mbps, Mid Channel 6, 2437 MHz | | | | | | |
|--|-------------|--------|------------------|-----------|-------|--------|
| | Pulse Width | Period | Number of Pulses | Value (%) | Limit | Result |
| | 244 uS | 352 uS | 1 | 69.3 | N/A | N/A |



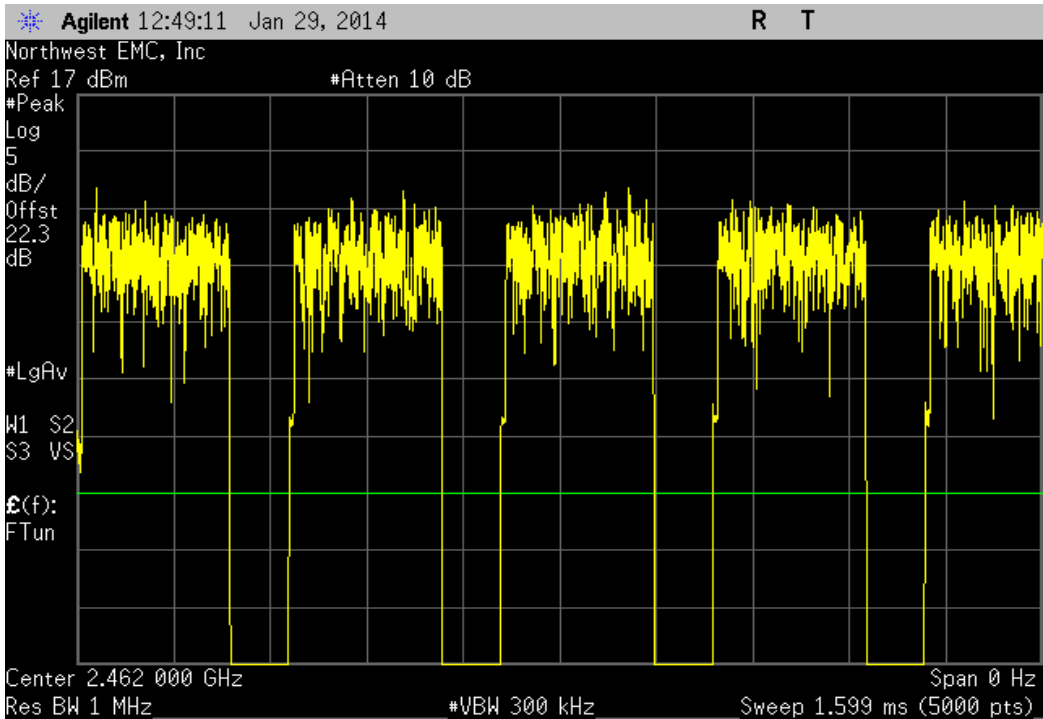
| 2400 MHz - 2483.5 MHz Band, 802.11(g) 36 Mbps, Mid Channel 6, 2437 MHz | | | | | | |
|--|-------------|--------|------------------|-----------|-------|--------|
| | Pulse Width | Period | Number of Pulses | Value (%) | Limit | Result |
| | N/A | N/A | 5 | N/A | N/A | N/A |



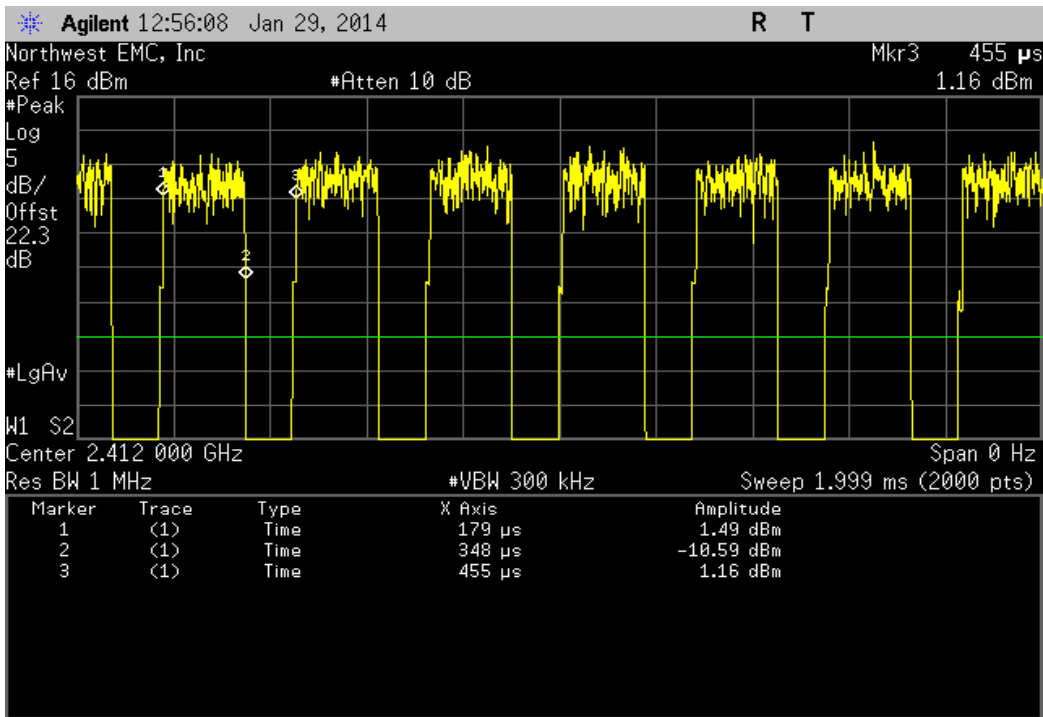
| 2400 MHz - 2483.5 MHz Band, 802.11(g) 36 Mbps, High Channel 11, 2462 MHz | | | | | | |
|--|-------------|--------|------------------|-----------|-------|--------|
| | Pulse Width | Period | Number of Pulses | Value (%) | Limit | Result |
| | 244 uS | 351 uS | 1 | 69.5 | N/A | N/A |



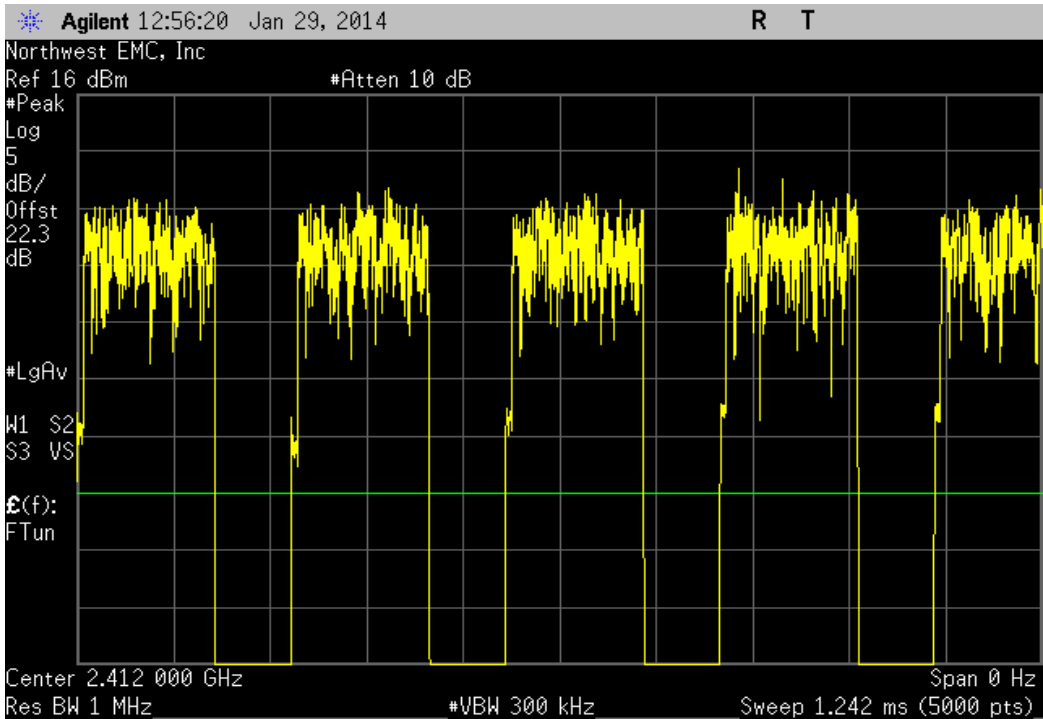
| 2400 MHz - 2483.5 MHz Band, 802.11(g) 36 Mbps, High Channel 11, 2462 MHz | | | | | | |
|--|-------------|--------|------------------|-----------|-------|--------|
| | Pulse Width | Period | Number of Pulses | Value (%) | Limit | Result |
| | N/A | N/A | 5 | N/A | N/A | N/A |



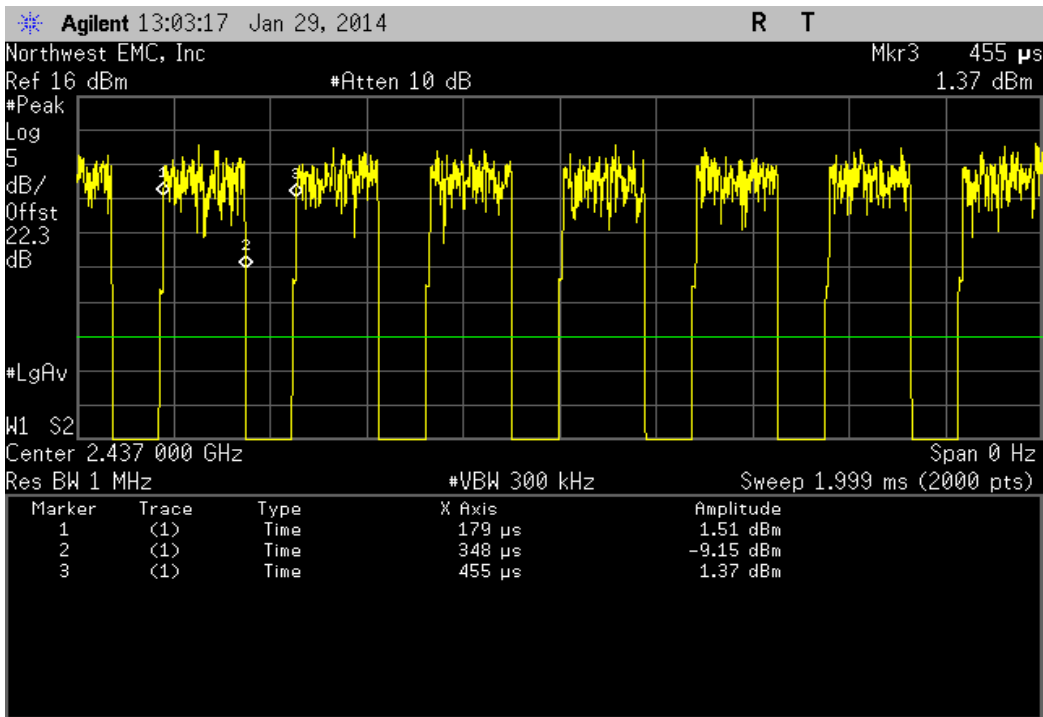
| 2400 MHz - 2483.5 MHz Band, 802.11(g) 54 Mbps, Low Channel 1, 2412 MHz | | | | | | |
|--|--------|------------------|-----------|-------|--------|--|
| Pulse Width | Period | Number of Pulses | Value (%) | Limit | Result | |
| 169 uS | 276 uS | 1 | 61.2 | N/A | N/A | |



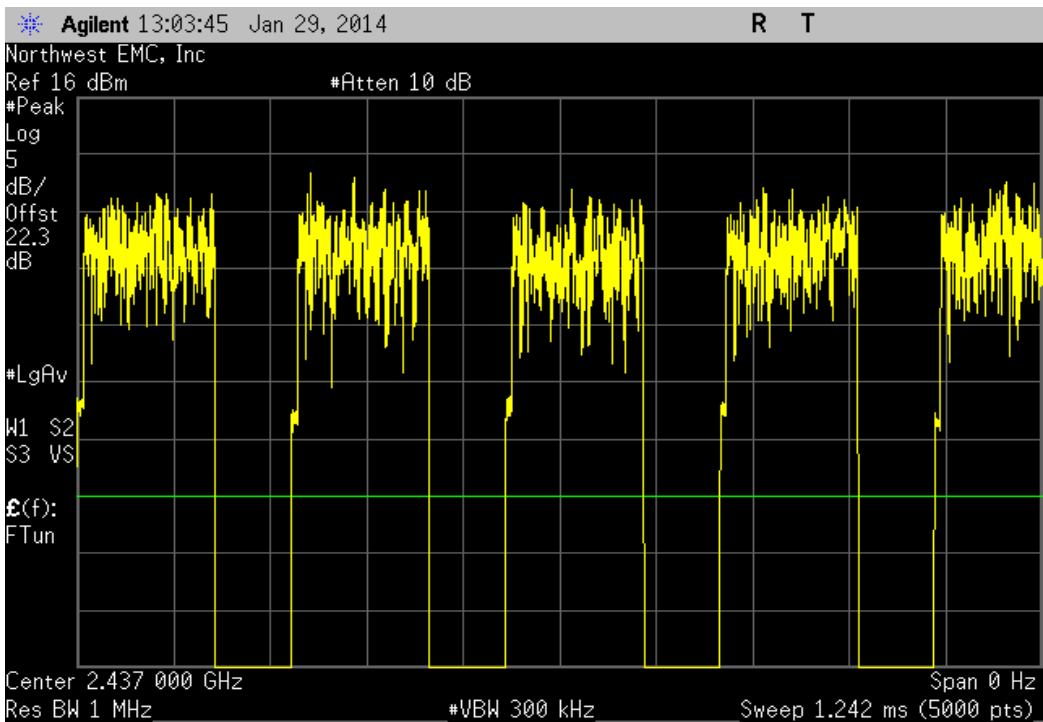
| 2400 MHz - 2483.5 MHz Band, 802.11(g) 54 Mbps, Low Channel 1, 2412 MHz | | | | | | |
|--|--------|------------------|-----------|-------|--------|--|
| Pulse Width | Period | Number of Pulses | Value (%) | Limit | Result | |
| N/A | N/A | 5 | N/A | N/A | N/A | |



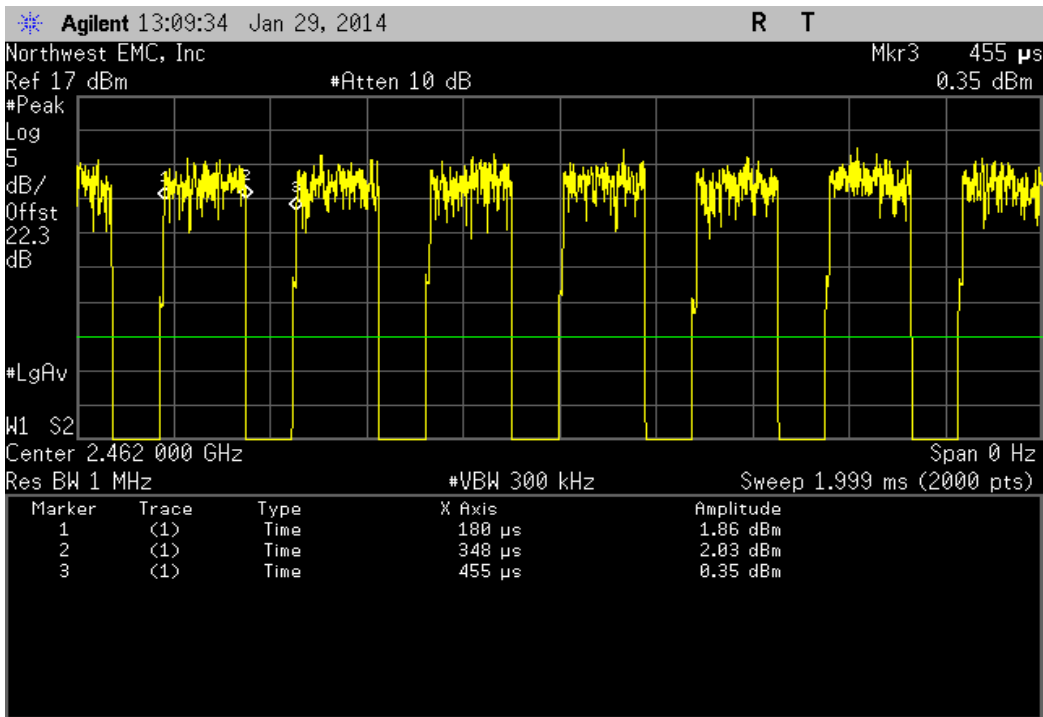
| 2400 MHz - 2483.5 MHz Band, 802.11(g) 54 Mbps, Mid Channel 6, 2437 MHz | | | | | | |
|--|--------|------------------|-----------|-------|--------|--|
| Pulse Width | Period | Number of Pulses | Value (%) | Limit | Result | |
| 169 uS | 276 uS | 1 | 61.2 | N/A | N/A | |



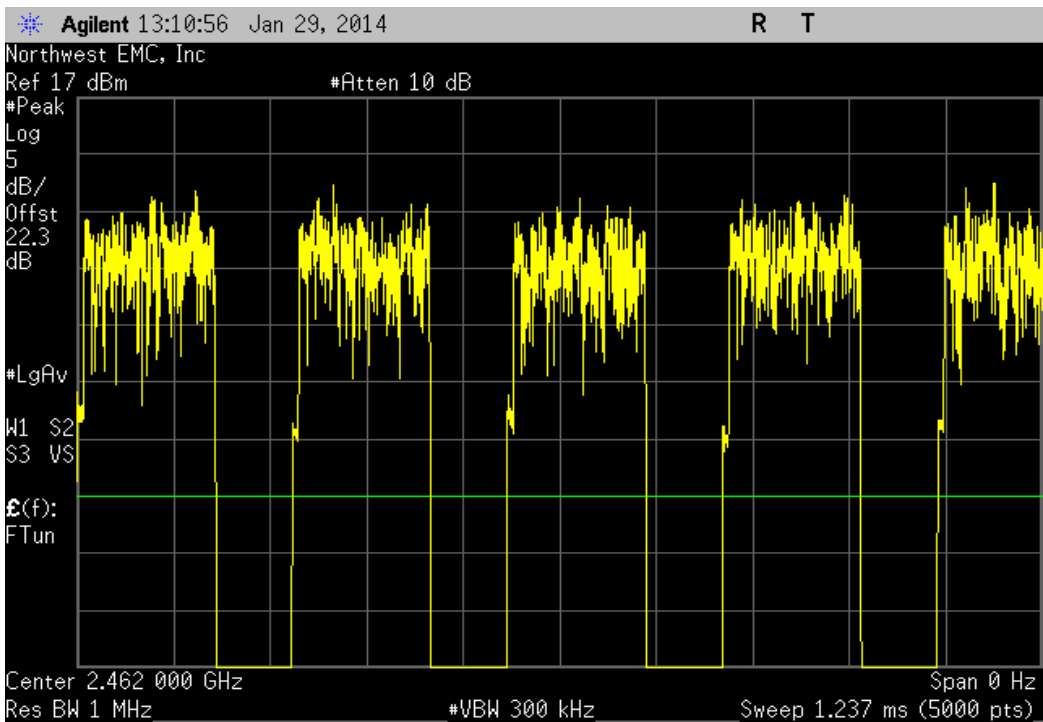
| 2400 MHz - 2483.5 MHz Band, 802.11(g) 54 Mbps, Mid Channel 6, 2437 MHz | | | | | | |
|--|--------|------------------|-----------|-------|--------|--|
| Pulse Width | Period | Number of Pulses | Value (%) | Limit | Result | |
| N/A | N/A | 5 | N/A | N/A | N/A | |



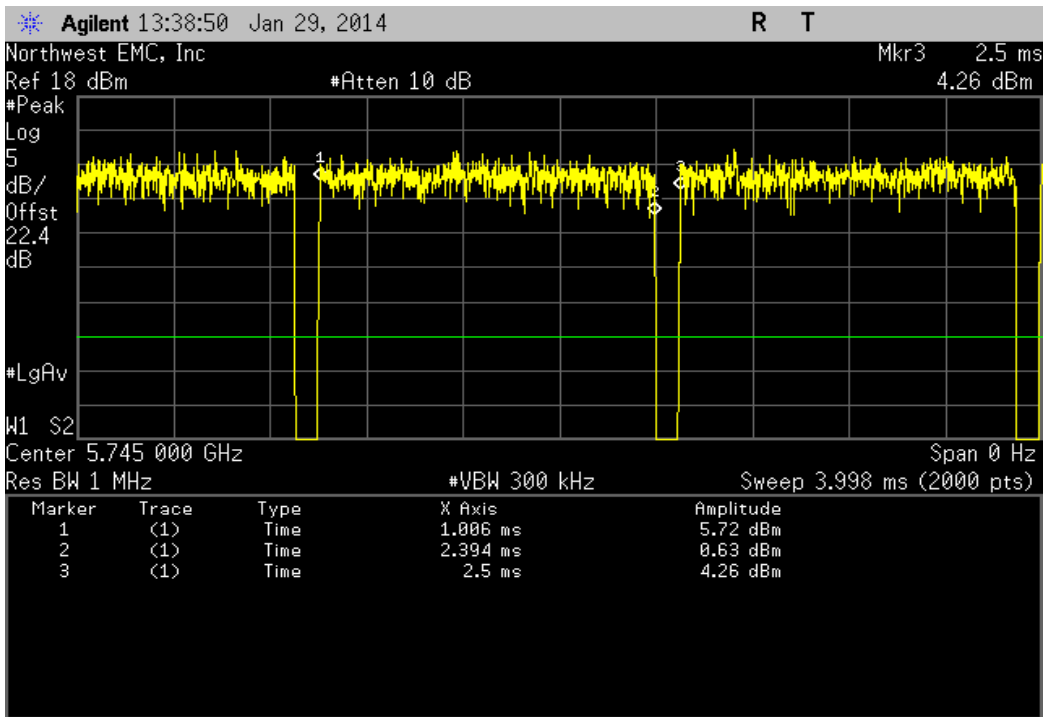
| 2400 MHz - 2483.5 MHz Band, 802.11(g) 54 Mbps, High Channel 11, 2462 MHz | | | | | | |
|--|-------------|--------|------------------|-----------|-------|--------|
| | Pulse Width | Period | Number of Pulses | Value (%) | Limit | Result |
| | 168 uS | 275 uS | 1 | 61.1 | N/A | N/A |



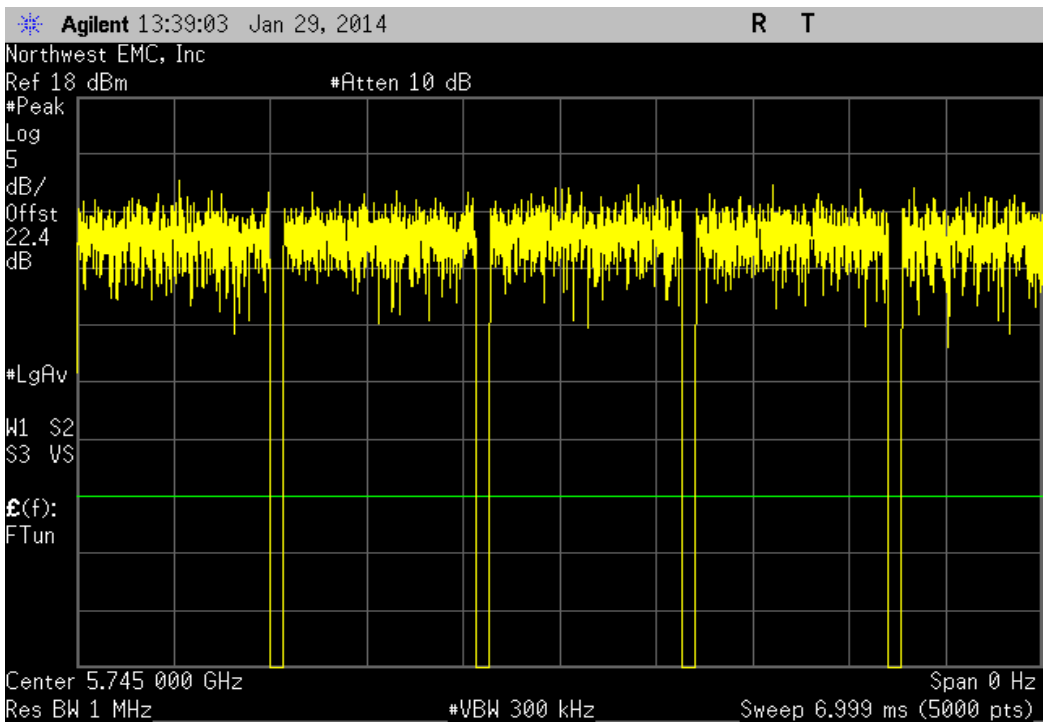
| 2400 MHz - 2483.5 MHz Band, 802.11(g) 54 Mbps, High Channel 11, 2462 MHz | | | | | | |
|--|-------------|--------|------------------|-----------|-------|--------|
| | Pulse Width | Period | Number of Pulses | Value (%) | Limit | Result |
| | N/A | N/A | 5 | N/A | N/A | N/A |



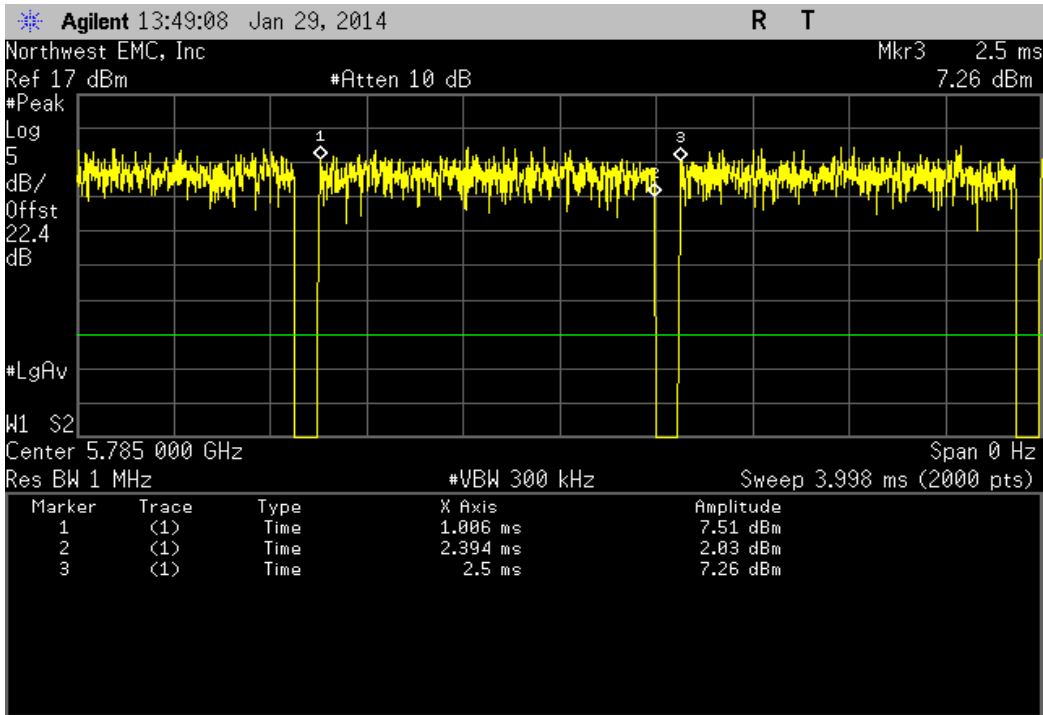
| 5725 MHz - 5850 MHz Band, 802.11(a) 6 Mbps, Low Channel 149, 5745 MHz | | | | | | |
|---|----------|------------------|-----------|-------|--------|--|
| Pulse Width | Period | Number of Pulses | Value (%) | Limit | Result | |
| 1.388 mS | 1.494 mS | 1 | 92.9 | N/A | N/A | |



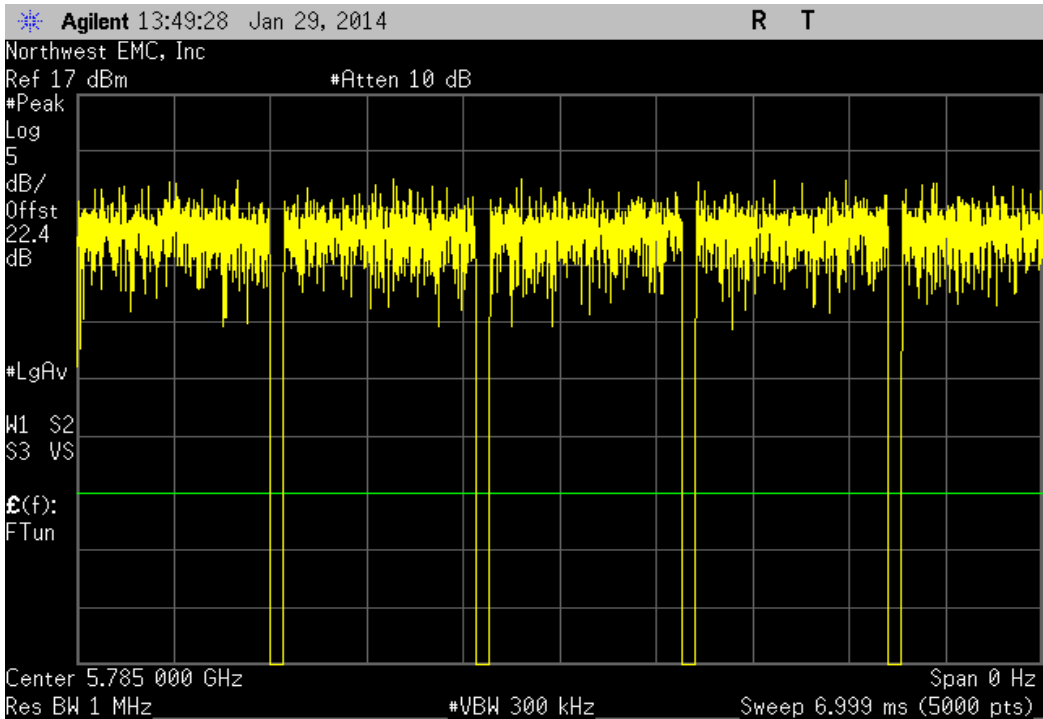
| 5725 MHz - 5850 MHz Band, 802.11(a) 6 Mbps, Low Channel 149, 5745 MHz | | | | | | |
|---|--------|------------------|-----------|-------|--------|--|
| Pulse Width | Period | Number of Pulses | Value (%) | Limit | Result | |
| N/A | N/A | 5 | N/A | N/A | N/A | |



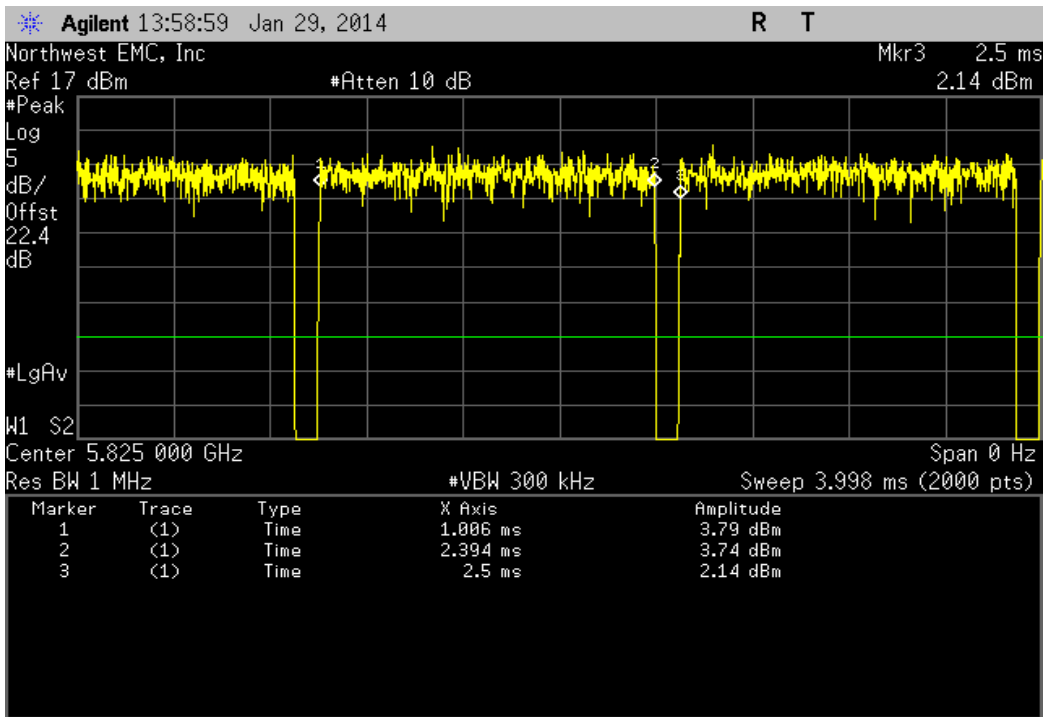
| 5725 MHz - 5850 MHz Band, 802.11(a) 6 Mbps, Mid Channel 157, 5785 MHz | | | | | | |
|---|----------|------------------|-----------|-------|--------|--|
| Pulse Width | Period | Number of Pulses | Value (%) | Limit | Result | |
| 1.388 mS | 1.494 mS | 1 | 92.9 | N/A | N/A | |



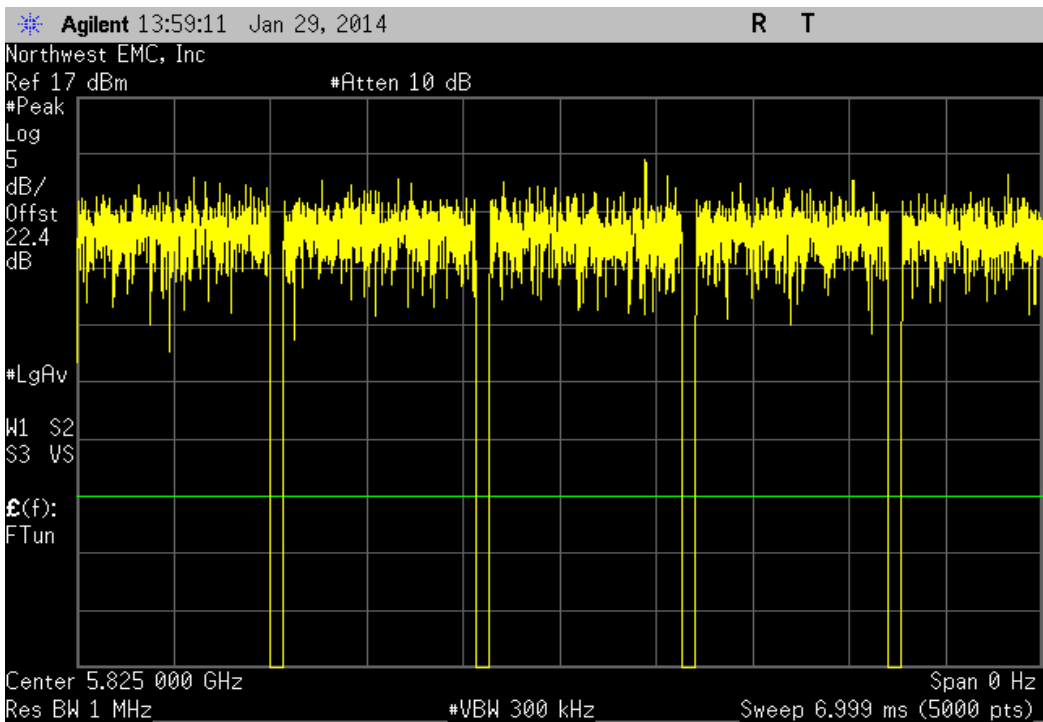
| 5725 MHz - 5850 MHz Band, 802.11(a) 6 Mbps, Mid Channel 157, 5785 MHz | | | | | | |
|---|--------|------------------|-----------|-------|--------|--|
| Pulse Width | Period | Number of Pulses | Value (%) | Limit | Result | |
| N/A | N/A | 5 | N/A | N/A | N/A | |



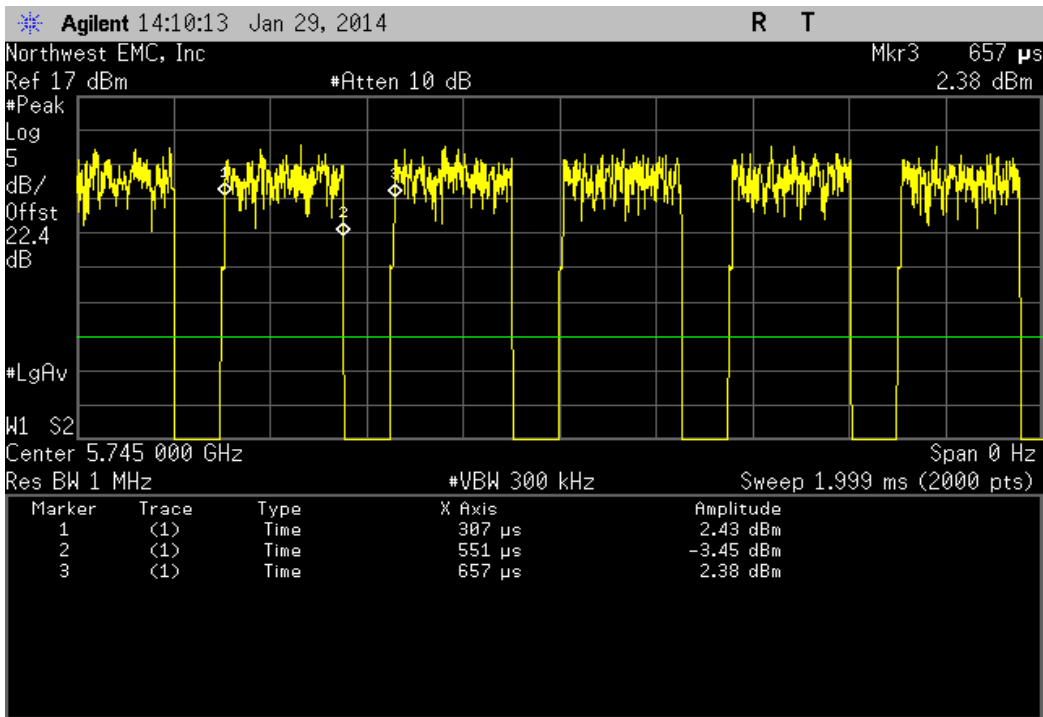
| 5725 MHz - 5850 MHz Band, 802.11(a) 6 Mbps, High Channel 165, 5825 MHz | | | | | | |
|--|----------|------------------|-----------|-------|--------|--|
| Pulse Width | Period | Number of Pulses | Value (%) | Limit | Result | |
| 1.388 mS | 1.494 mS | 1 | 92.9 | N/A | N/A | |



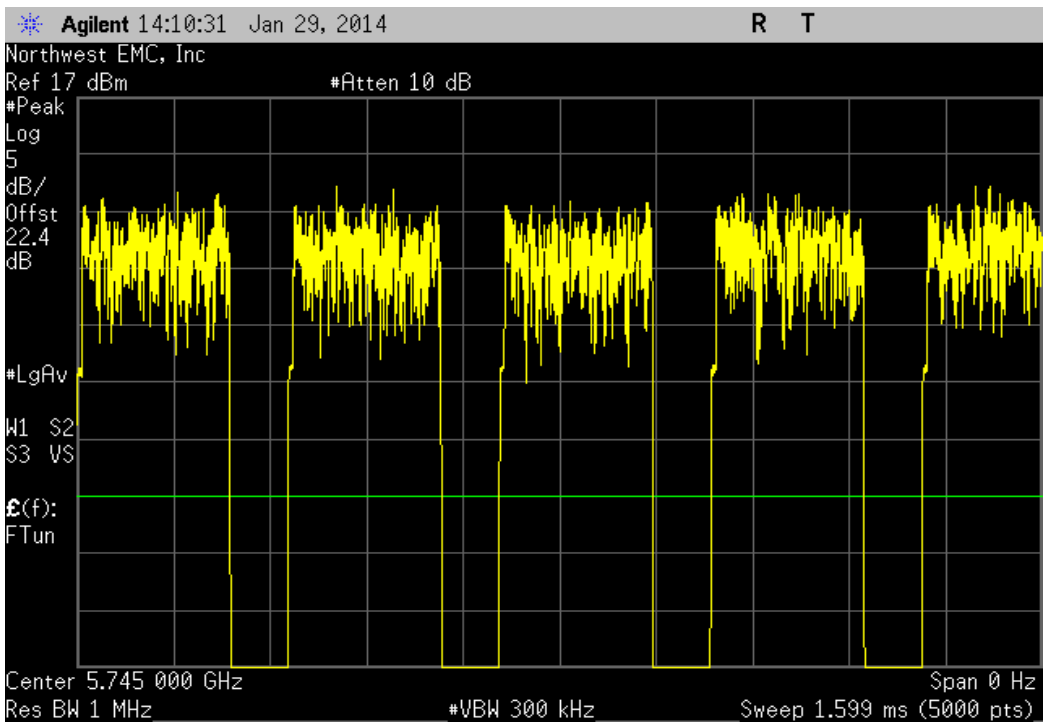
| 5725 MHz - 5850 MHz Band, 802.11(a) 6 Mbps, High Channel 165, 5825 MHz | | | | | | |
|--|--------|------------------|-----------|-------|--------|--|
| Pulse Width | Period | Number of Pulses | Value (%) | Limit | Result | |
| N/A | N/A | 5 | N/A | N/A | N/A | |



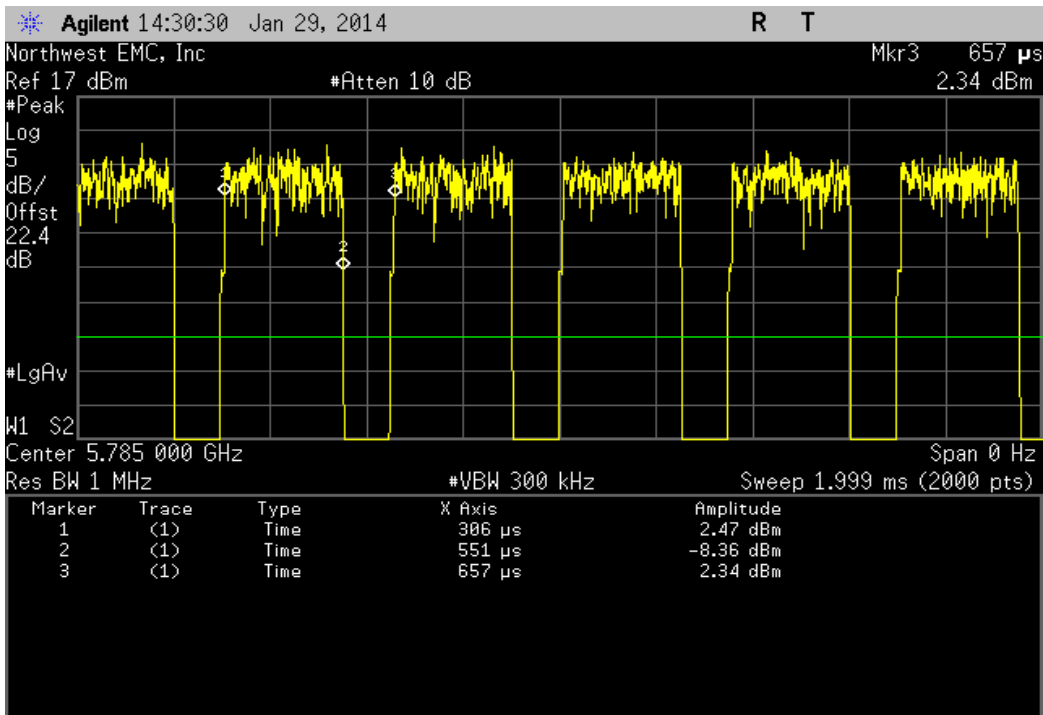
| 5725 MHz - 5850 MHz Band, 802.11(a) 36 Mbps, Low Channel 149, 5745 MHz | | | | | | |
|--|--------|------------------|-----------|-------|--------|--|
| Pulse Width | Period | Number of Pulses | Value (%) | Limit | Result | |
| 244 uS | 350 uS | 1 | 69.7 | N/A | N/A | |



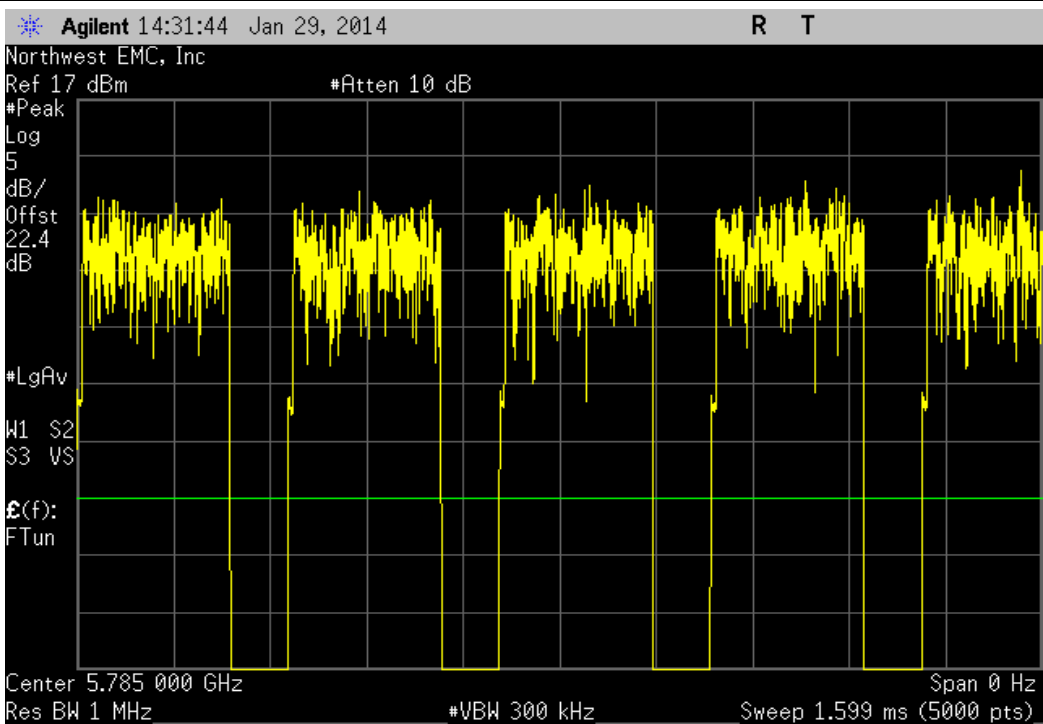
| 5725 MHz - 5850 MHz Band, 802.11(a) 36 Mbps, Low Channel 149, 5745 MHz | | | | | | |
|--|--------|------------------|-----------|-------|--------|--|
| Pulse Width | Period | Number of Pulses | Value (%) | Limit | Result | |
| N/A | N/A | 5 | N/A | N/A | N/A | |



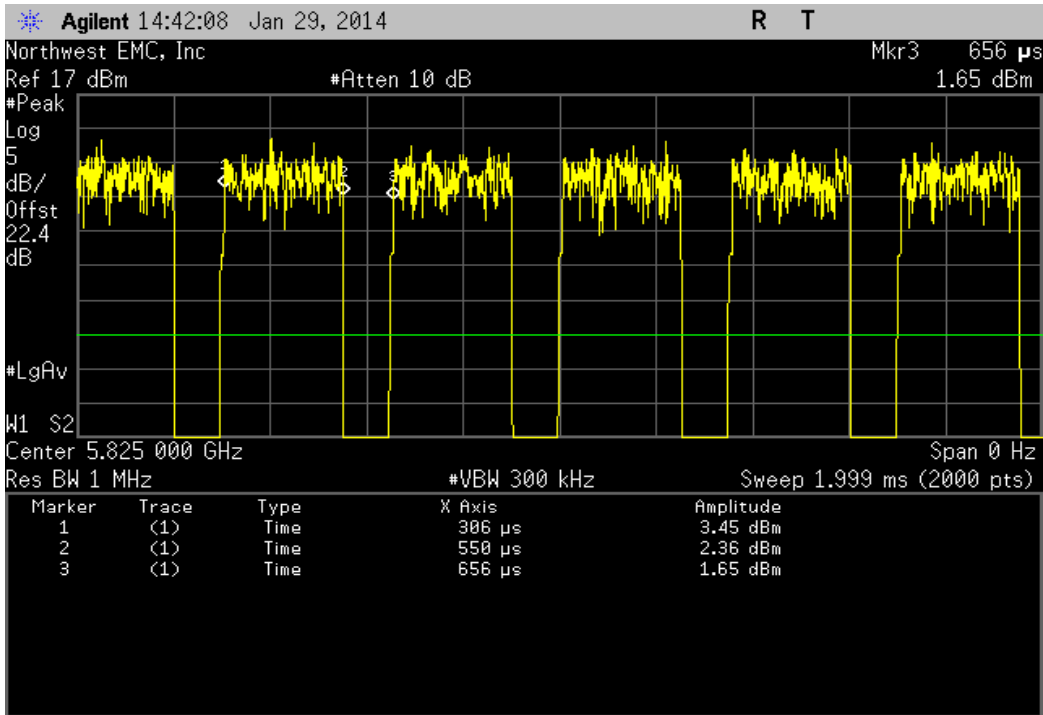
| 5725 MHz - 5850 MHz Band, 802.11(a) 36 Mbps, Mid Channel 157, 5785 MHz | | | | | | |
|--|-------------|--------|------------------|-----------|-------|--------|
| | Pulse Width | Period | Number of Pulses | Value (%) | Limit | Result |
| | 245 uS | 351 uS | 1 | 69.8 | N/A | N/A |



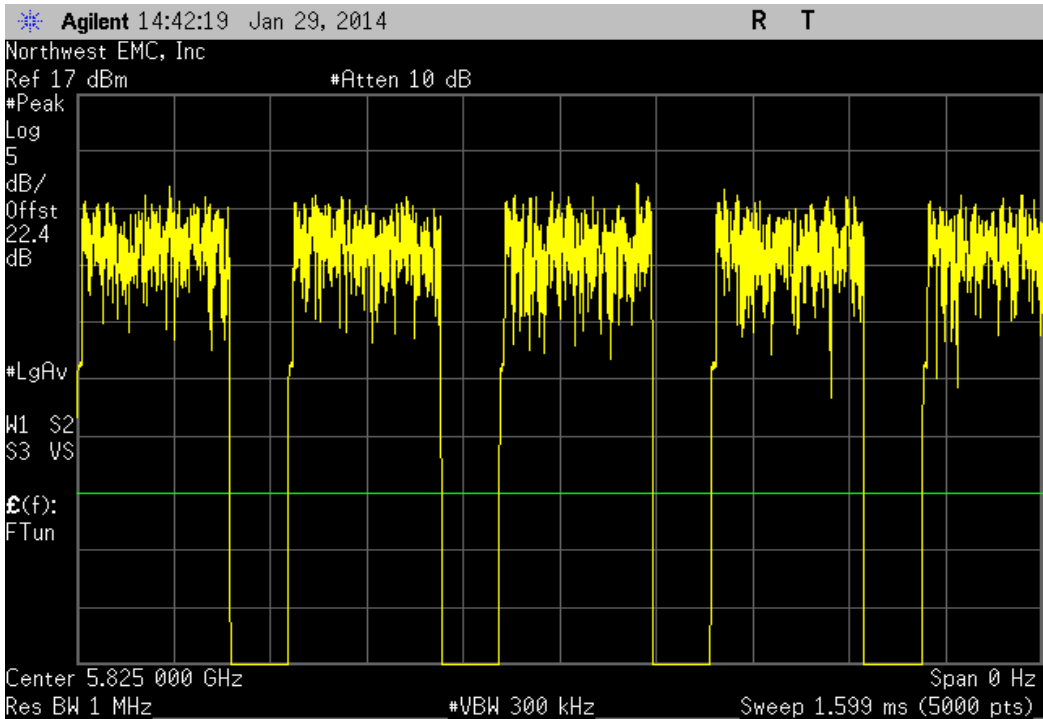
| 5725 MHz - 5850 MHz Band, 802.11(a) 36 Mbps, Mid Channel 157, 5785 MHz | | | | | | |
|--|-------------|--------|------------------|-----------|-------|--------|
| | Pulse Width | Period | Number of Pulses | Value (%) | Limit | Result |
| | N/A | N/A | 5 | N/A | N/A | N/A |



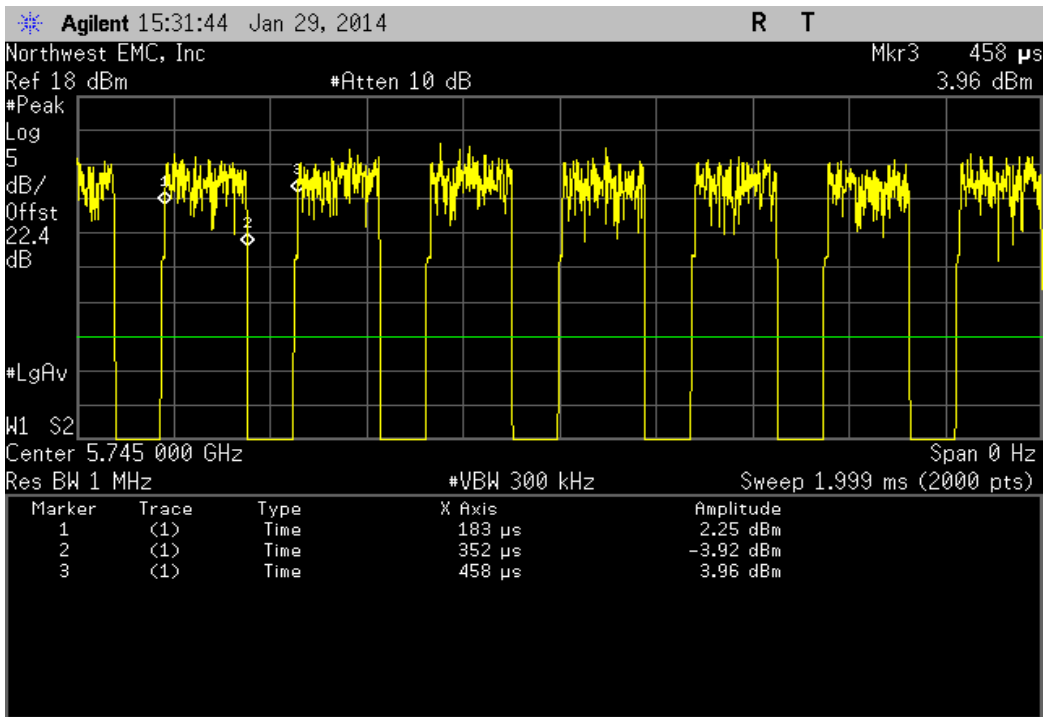
| 5725 MHz - 5850 MHz Band, 802.11(a) 36 Mbps, High Channel 165, 5825 MHz | | | | | | |
|---|--------|------------------|-----------|-------|--------|--|
| Pulse Width | Period | Number of Pulses | Value (%) | Limit | Result | |
| 244 uS | 350 uS | 1 | 69.7 | N/A | N/A | |



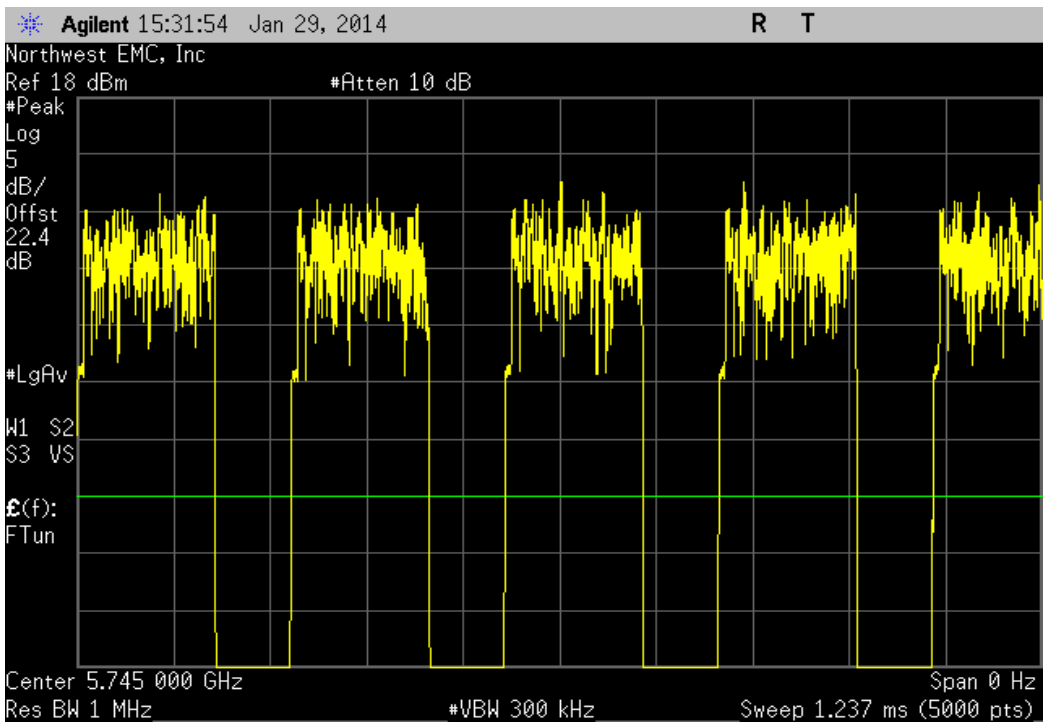
| 5725 MHz - 5850 MHz Band, 802.11(a) 36 Mbps, High Channel 165, 5825 MHz | | | | | | |
|---|--------|------------------|-----------|-------|--------|--|
| Pulse Width | Period | Number of Pulses | Value (%) | Limit | Result | |
| N/A | N/A | 5 | N/A | N/A | N/A | |



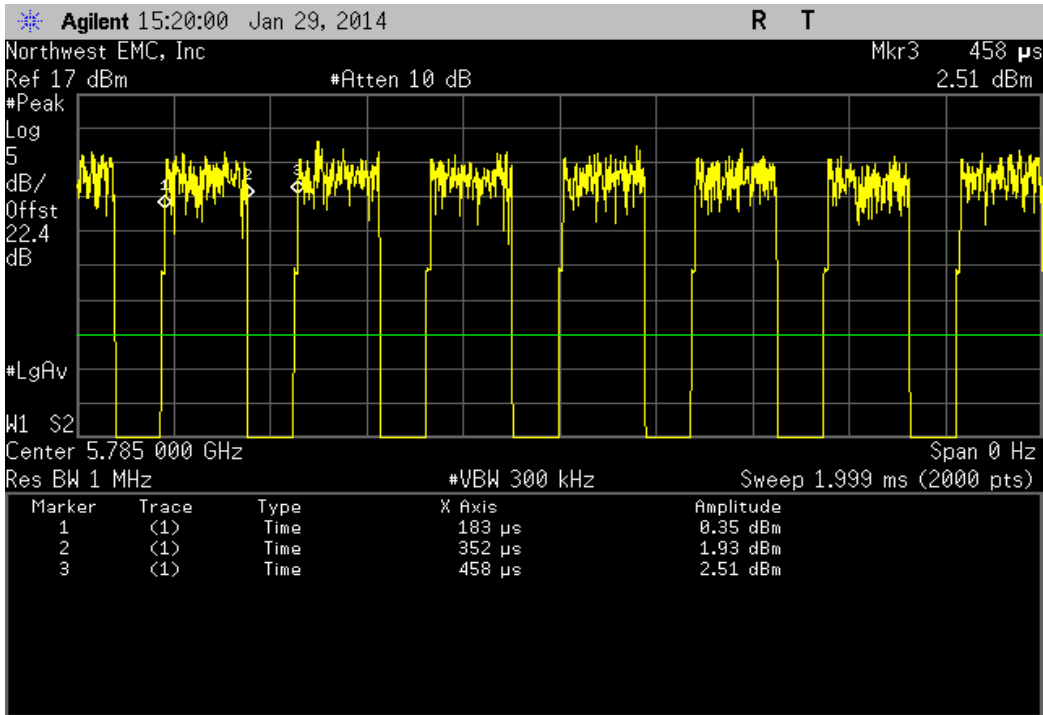
| 5725 MHz - 5850 MHz Band, 802.11(a) 54 Mbps, Low Channel 149, 5745 MHz | | | | | | |
|--|--------|------------------|-----------|-------|--------|--|
| Pulse Width | Period | Number of Pulses | Value (%) | Limit | Result | |
| 169 uS | 275 uS | 1 | 61.5 | N/A | N/A | |



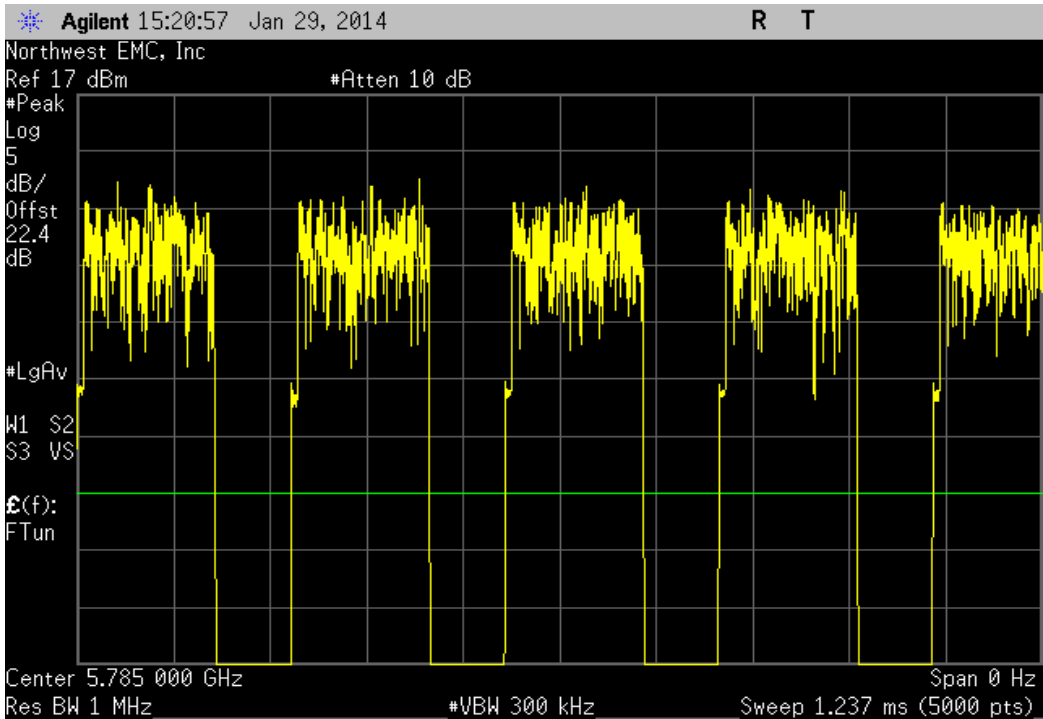
| 5725 MHz - 5850 MHz Band, 802.11(a) 54 Mbps, Low Channel 149, 5745 MHz | | | | | | |
|--|--------|------------------|-----------|-------|--------|--|
| Pulse Width | Period | Number of Pulses | Value (%) | Limit | Result | |
| N/A | N/A | 5 | N/A | N/A | N/A | |



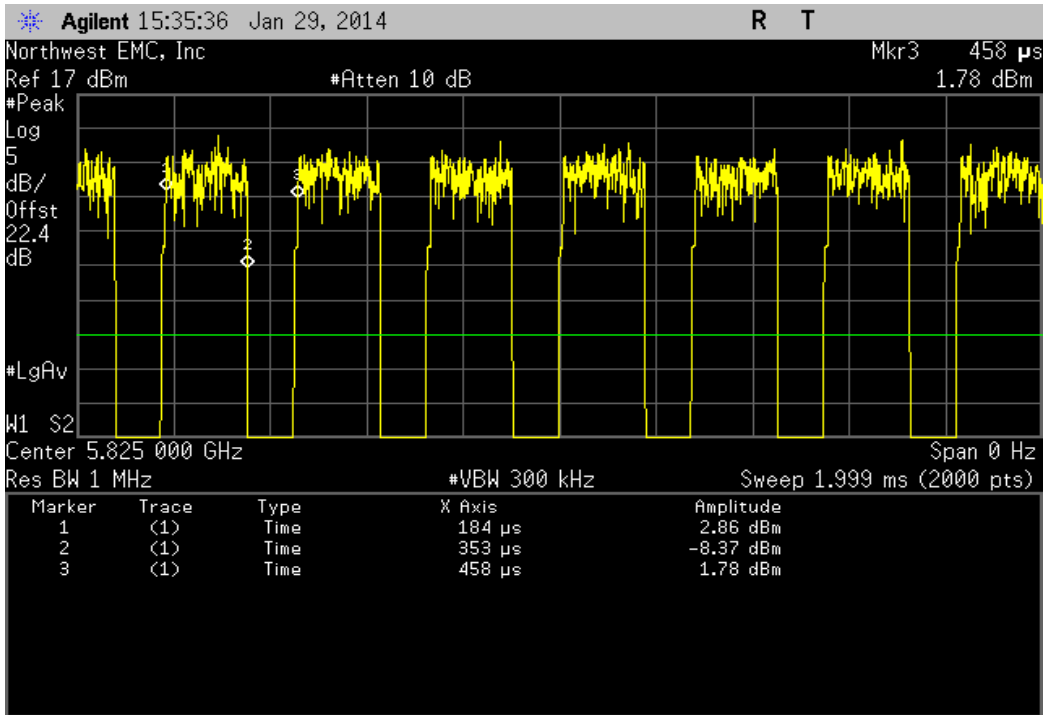
| 5725 MHz - 5850 MHz Band, 802.11(a) 54 Mbps, Mid Channel 157, 5785 MHz | | | | | | |
|--|--------|------------------|-----------|-------|--------|--|
| Pulse Width | Period | Number of Pulses | Value (%) | Limit | Result | |
| 169 uS | 275 uS | 1 | 61.5 | N/A | N/A | |



| 5725 MHz - 5850 MHz Band, 802.11(a) 54 Mbps, Mid Channel 157, 5785 MHz | | | | | | |
|--|--------|------------------|-----------|-------|--------|--|
| Pulse Width | Period | Number of Pulses | Value (%) | Limit | Result | |
| N/A | N/A | 5 | N/A | N/A | N/A | |



| 5725 MHz - 5850 MHz Band, 802.11(a) 54 Mbps, High Channel 165, 5825 MHz | | | | | | |
|---|--------|------------------|-----------|-------|--------|--|
| Pulse Width | Period | Number of Pulses | Value (%) | Limit | Result | |
| 169 uS | 274 uS | 1 | 61.7 | N/A | N/A | |



| 5725 MHz - 5850 MHz Band, 802.11(a) 54 Mbps, High Channel 165, 5825 MHz | | | | | | |
|---|--------|------------------|-----------|-------|--------|--|
| Pulse Width | Period | Number of Pulses | Value (%) | Limit | Result | |
| N/A | N/A | 5 | N/A | N/A | N/A | |

