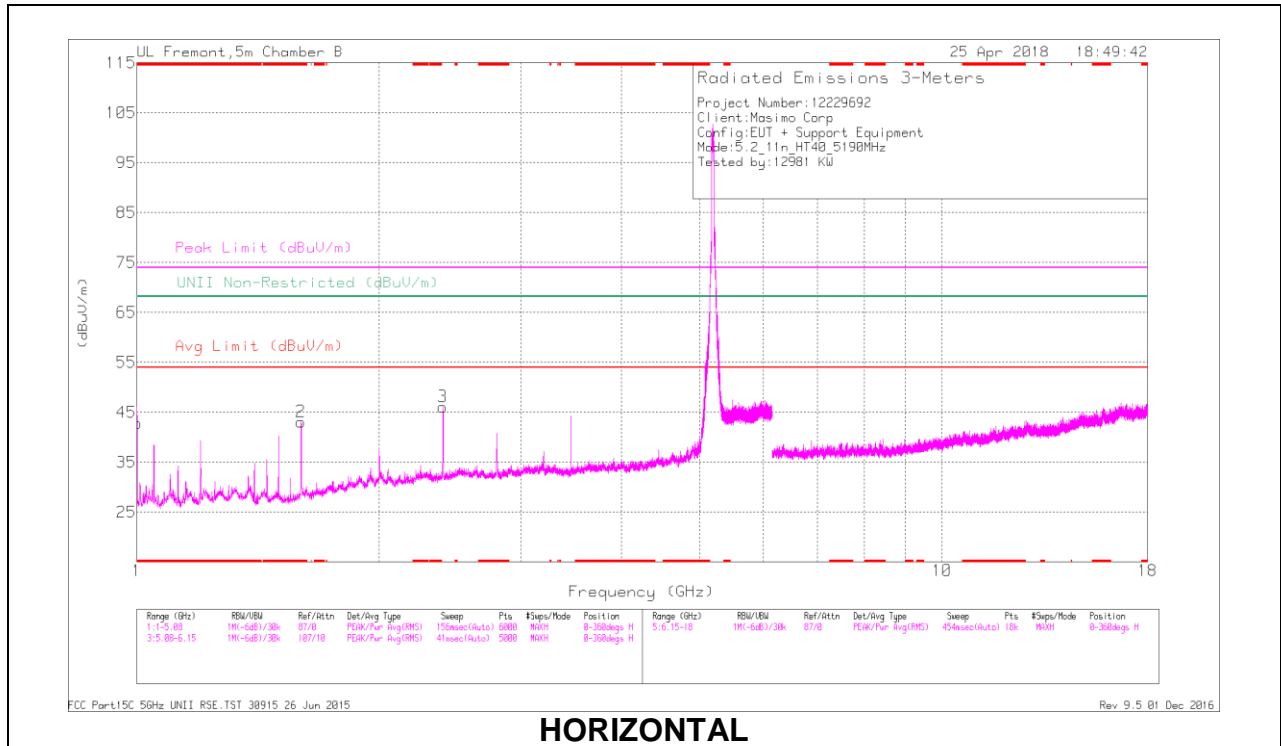
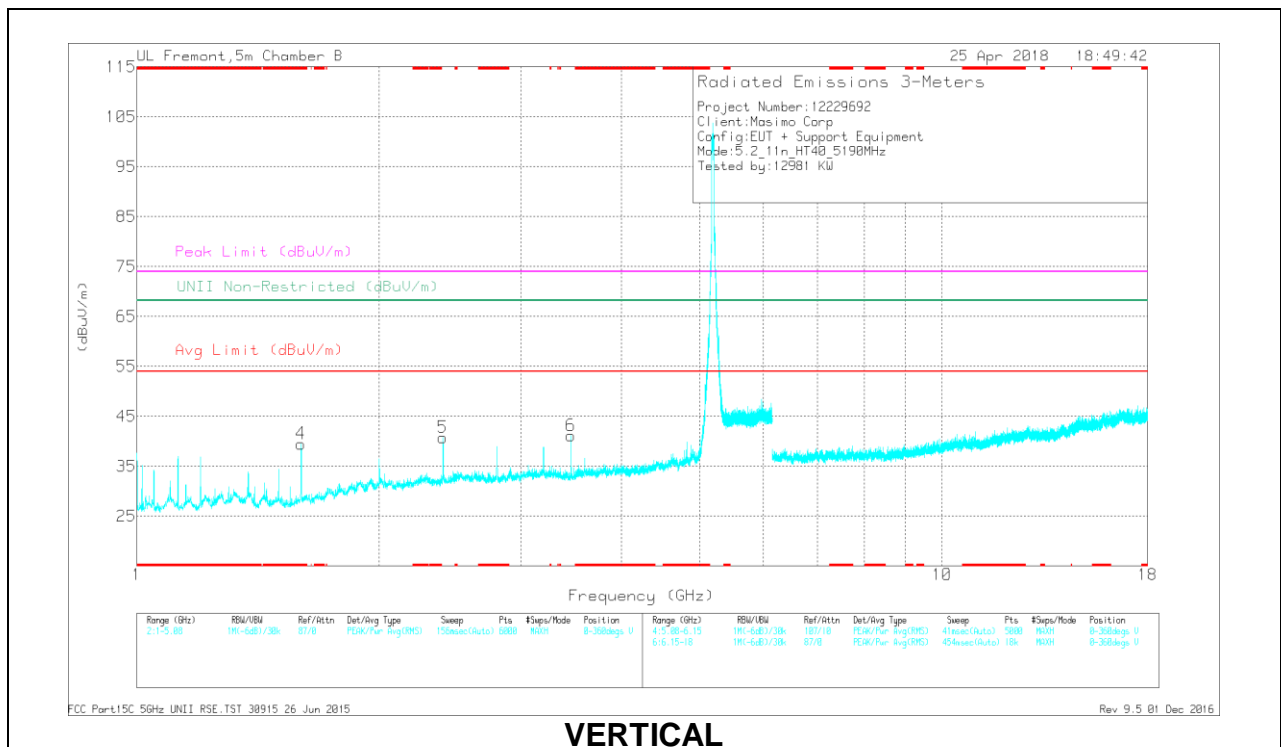


HARMONICS AND SPURIOUS EMISSIONS

LOW CHANNEL RESULTS



HORIZONTAL



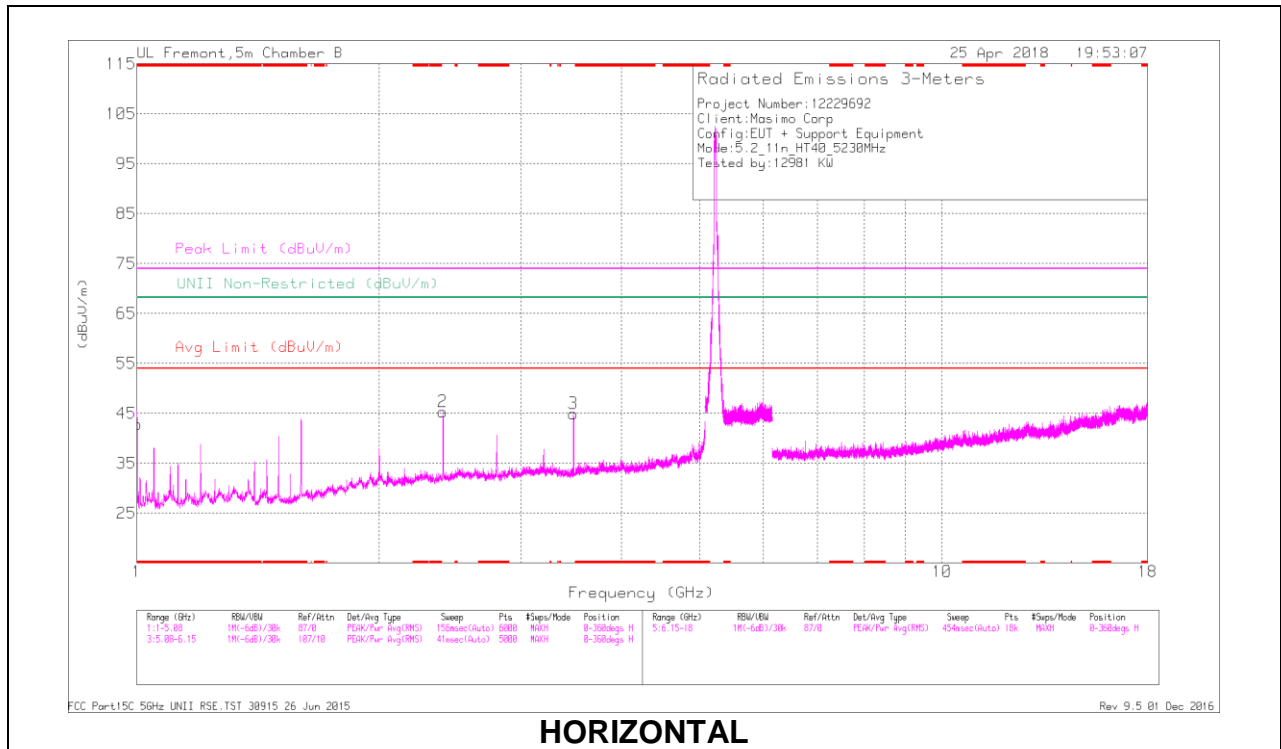
VERTICAL

RADIATED EMISSIONS

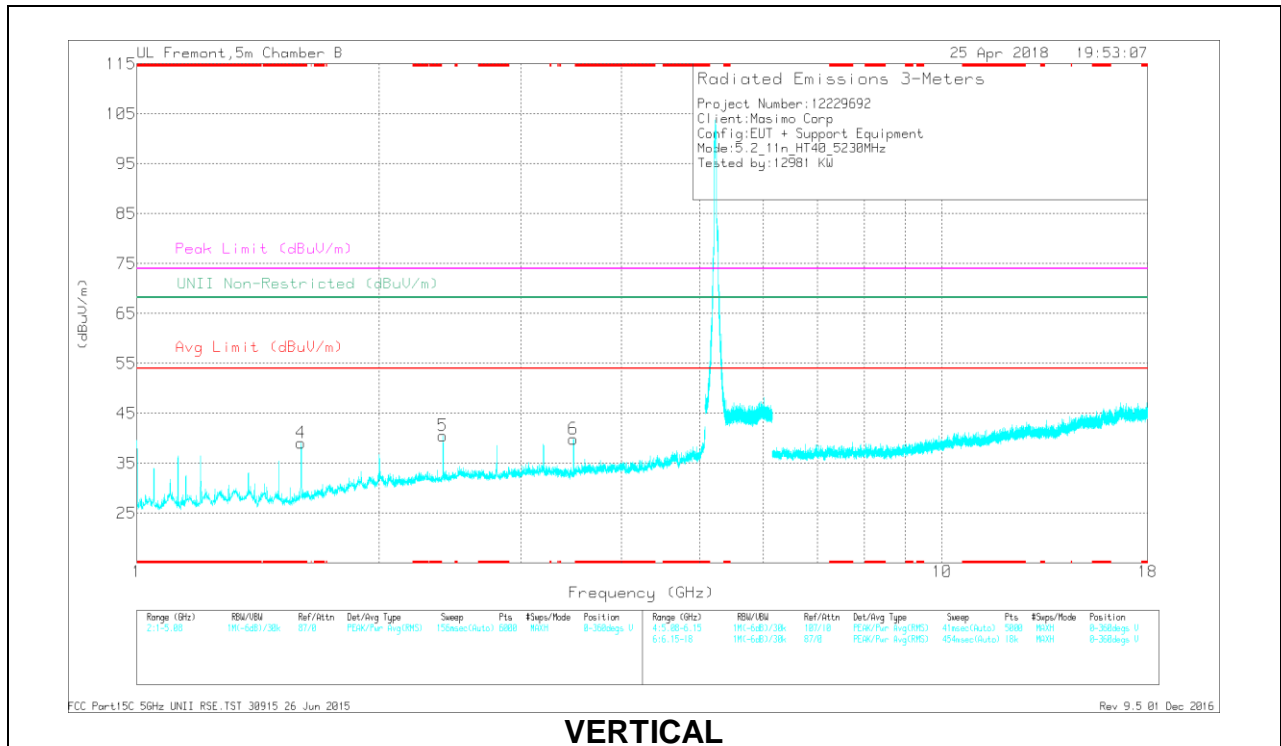
Frequency (GHz)	Meas Reading (dBuV)	Det	AF T863 (dBm)	AmpC56/Filt/Pad (dB)	DC Corr (dB)	Corrected Reading (dBuV/m)	Avg Limit (dBuV/m)	Margin (dB)	Peak Limit (dBuV/m)	PK Margin (dB)	UNII Non-Restricted (dBuV/m)	PK Margin (dB)	Azimuth (Deg)	Height (cm)	Polarity
* 1	55.99	PK-U	27.5	-35.2	0	48.29	-	-	74	-25.71	-	-	255	152	H
* 1	52.58	ADR	27.5	-35.2	.62	45.5	54	-8.5	-	-	-	-	255	152	H
* 1.6	53.46	PK-U	28.3	-33.7	0	50.06	-	-	74	-23.94	-	-	126	172	H
* 1.6	42.97	ADR	28.3	-33.7	.62	38.19	54	-15.81	-	-	-	-	126	172	H
* 1.6	52.97	PK-U	28.3	-33.7	0	47.57	-	-	74	-26.43	-	-	26	277	V
* 1.6	40.87	ADR	28.3	-33.7	.62	36.09	54	-17.91	-	-	-	-	26	277	V
2.399	51.14	PK-U	32	-33.1	0	50.04	-	-	-	-	68.2	-18.16	8	149	H
2.4	47.64	PK-U	32	-33.1	0	46.54	-	-	-	-	68.2	-21.66	277	209	V
3.46	45.07	PK-U	32.6	-32.5	0	45.17	-	-	-	-	68.2	-23.03	307	102	V

* - indicates frequency in CFR47 Pt 15 / IC RSS-Restricted Band
 PK-U - U-NII: Maximum Peak
 ADR - U-NII AD primary method, RMS average

HIGH CHANNEL RESULTS



HORIZONTAL



VERTICAL

RADIATED EMISSIONS

Frequency (GHz)	Meas Reading (dBuV)	Det	AF T863 (dBm)	Amp/Cable/Filter/Pad (dB)	DC Corr (dB)	Corrected Reading (dBuV/m)	Avg Limit (dBuV/m)	Margin (dB)	Peak Limit (dBuV/m)	PK Margin (dB)	UNII Non-Restricted (dBuV/m)	PK Margin (dB)	Azimuth (Degs)	Height (cm)	Polarity
* 1	55.89	PK-U	27.5	-35.2	0	48.19	-	-	74	-25.81	-	-	160	122	H
* 1	51.59	ADR	27.5	-35.2	62	44.51	54	-9.49	-	-	-	-	160	122	H
* 1.6	48.49	PK-U	28.3	-33.7	0	41.09	-	-	74	-32.91	-	-	168	114	V
* 1.6	35.79	ADR	28.3	-33.7	62	31.01	54	-22.99	-	-	-	-	168	114	V
2.4	49.71	PK-U	32	-33.1	0	48.61	-	-	-	-	68.2	-19.59	133	158	H
2.4	43.74	PK-U	32	-33.1	0	42.64	-	-	-	-	68.2	-25.56	234	118	V
3.487	45.34	PK-U	32.7	-32	0	46.04	-	-	-	-	68.2	-22.16	78	164	H
3.487	42.26	PK-U	32.7	-32	0	42.96	-	-	-	-	68.2	-25.24	98	110	V

* - indicates frequency in CFR47 Pt 15 / IC RSS-Restricted Band

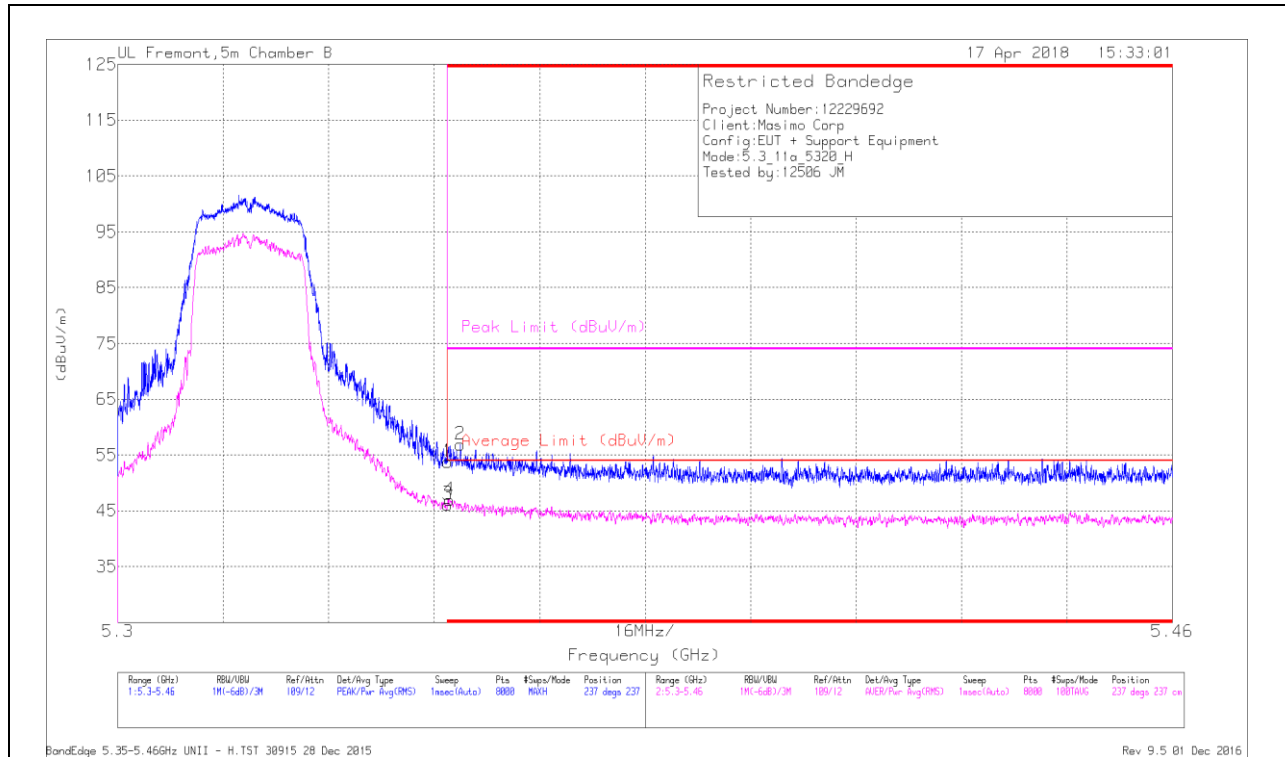
PK-U - U-NII: Maximum Peak

ADR - U-NII AD primary method, RMS average

9.1.4. TX ABOVE 1 GHz 802.11a MODE IN THE 5.3 GHz BAND

BANDEDGE (HIGH CHANNEL)

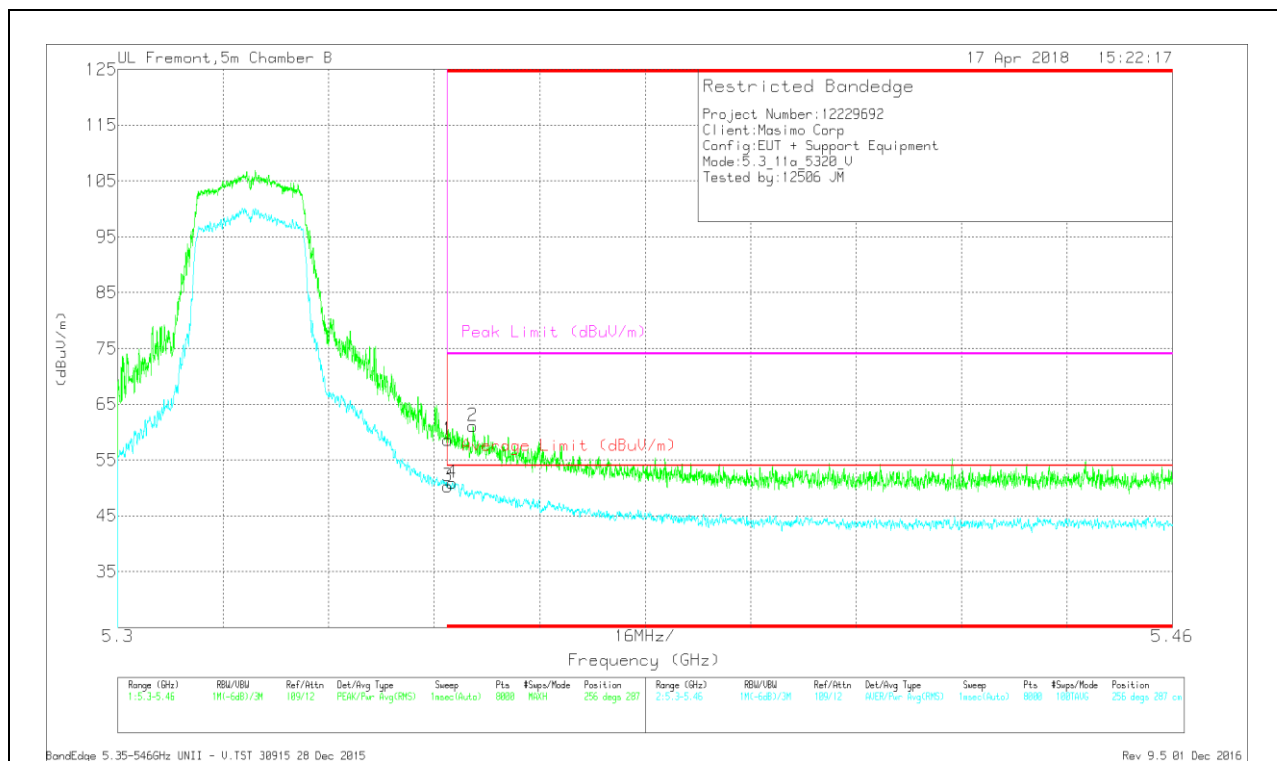
HORIZONTAL RESULT



Marker	Frequency (GHz)	Meter Reading (dBuV)	Det	AF T863 (dB/m)	Amp/Cbl/Fitr/Pad (dB)	DC Corr (dB)	Corrected Reading (dBuV/m)	Average Limit (dBuV/m)	Margin (dB)	Peak Limit (dBuV/m)	PK Margin (dB)	Azimuth (Degs)	Height (cm)	Polarity
1	* 5.35	37.96	Pk	34.9	-19.1	0	53.76	-	-	74	-20.24	237	237	H
3	* 5.35	30.33	RMS	34.9	-19.1	-3	46.43	54	-7.67	-	-	237	237	H
4	* 5.35	31.15	RMS	34.9	-19.1	-3	47.25	54	-6.75	-	-	237	237	H
2	* 5.352	41.03	Pk	34.9	-19.1	0	56.83	-	-	74	-17.17	237	237	H

* - indicates frequency in CFR47 Pt 15 / IC RSS-Restricted Band
 Pk - Peak detector
 RMS - RMS detection

VERTICAL RESULT



Marker	Frequency (GHz)	Meter Reading (dBuV)	Det	AF T863 (dB/m)	Ampl/Cbl/Filtr/Pad (dB)	DC Corr (dB)	Corrected Reading (dBuV/m)	Average Limit (dBuV/m)	Margin (dB)	Peak Limit (dBuV/m)	PK Margin (dB)	Azimuth (Degs)	Height (cm)	Polarity
1	* 5.35	42.85	Pk	34.9	-19.1	0	58.65	-	-	74	-15.35	256	287	V
3	* 5.35	34.21	RMS	34.9	-19.1	.3	50.31	54	-3.69	-	-	256	287	V
4	* 5.351	34.7	RMS	34.9	-19	.3	50.9	54	-3.1	-	-	256	287	V
2	* 5.354	45.4	PK	34.9	-19.2	0	61.1	-	-	74	-12.9	256	287	V

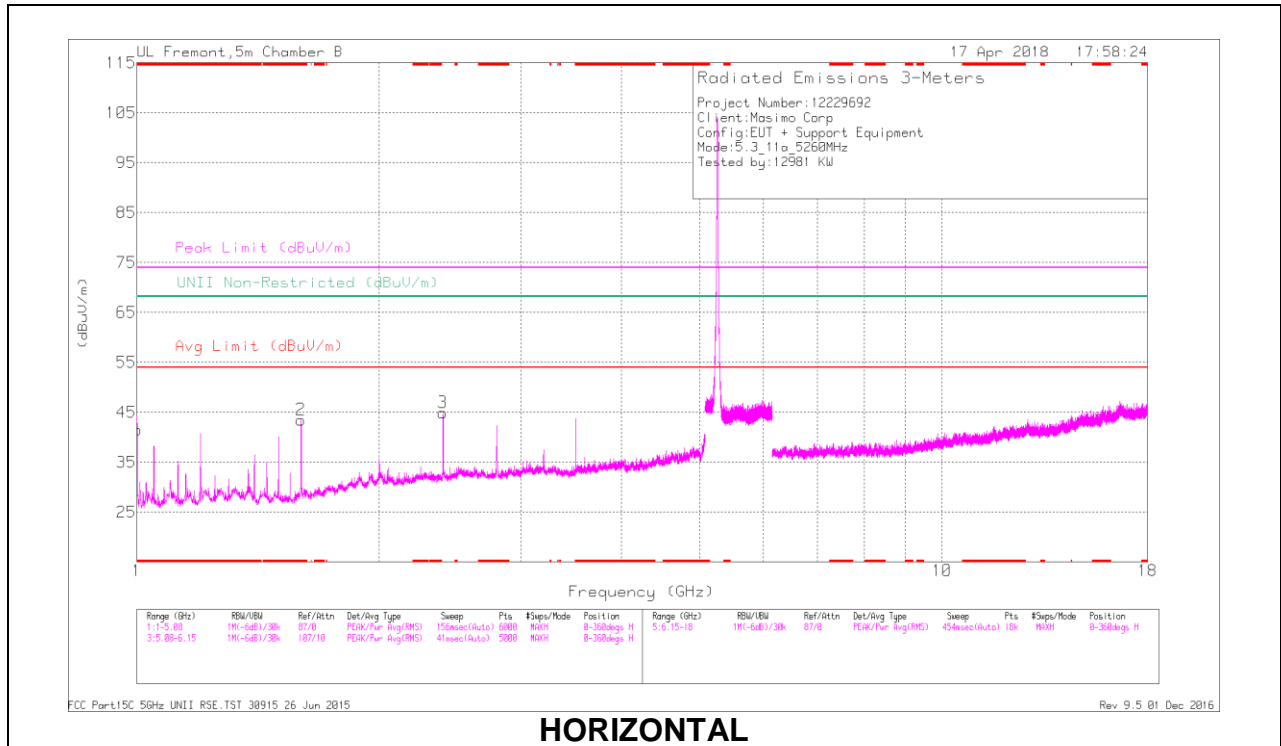
* - indicates frequency in CFR47 Pt 15 / IC RSS-Restricted Band

Pk - Peak detector

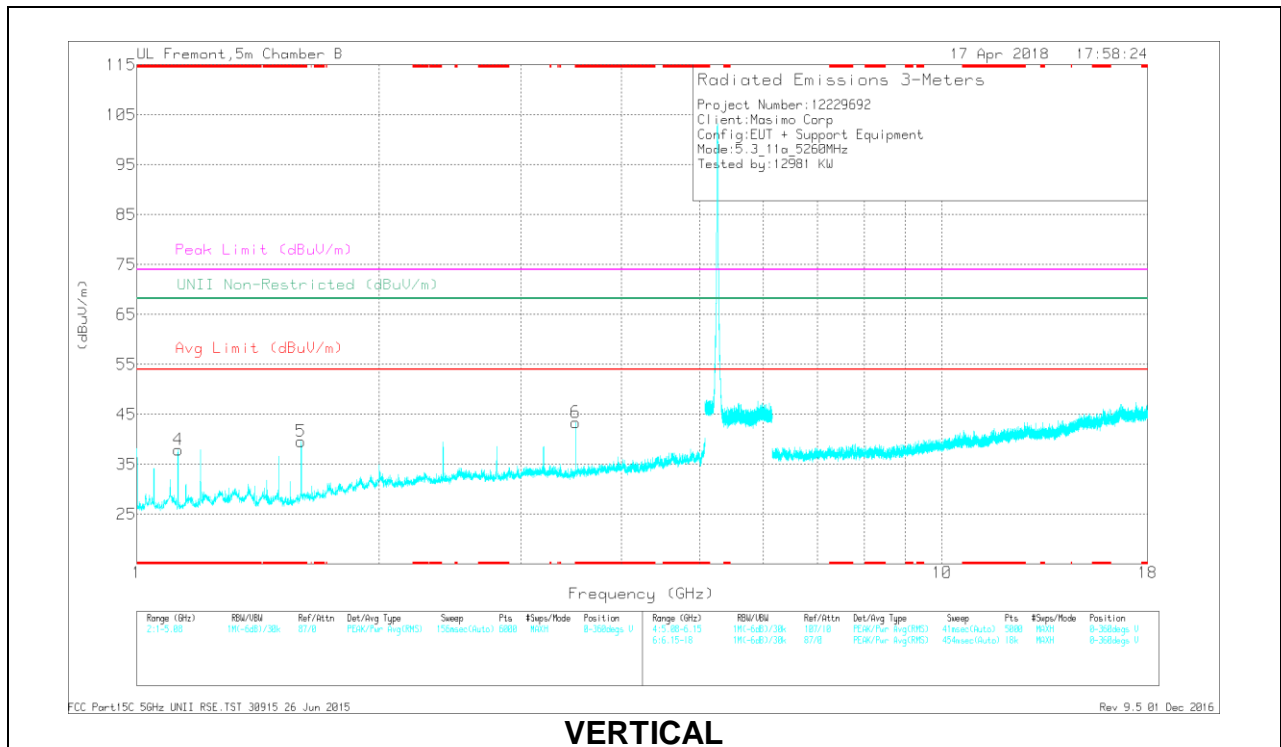
RMS - RMS detection

HARMONICS AND SPURIOUS EMISSIONS

LOW CHANNEL RESULTS



HORIZONTAL



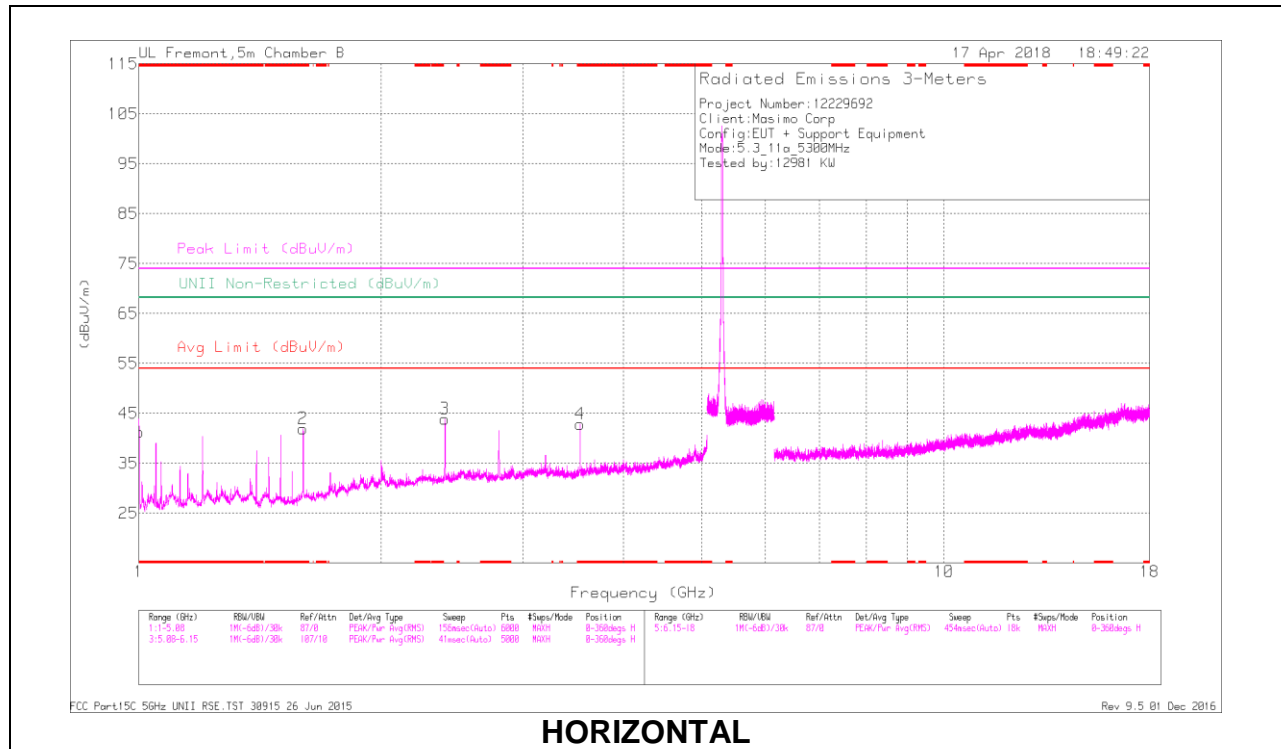
VERTICAL

RADIATED EMISSIONS

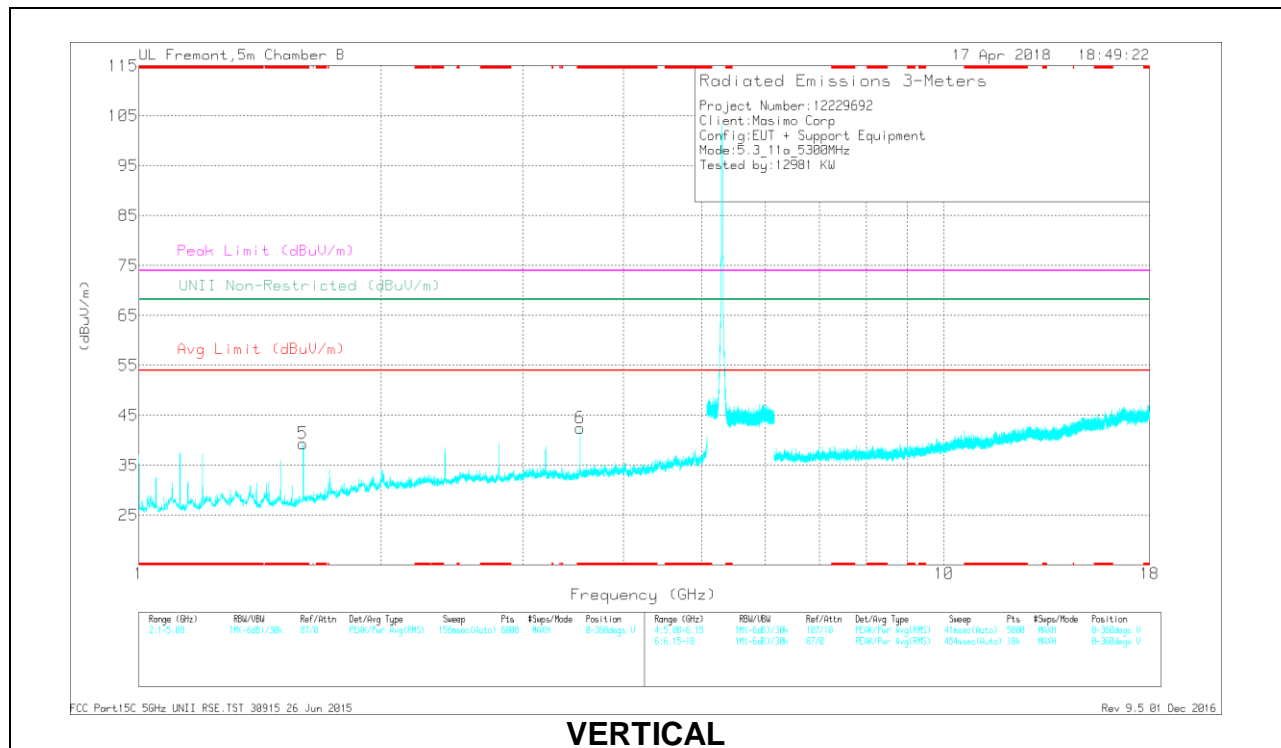
Frequency (GHz)	Meas Reading (dBuV)	Det	AF T863 (dBm)	Amp/Cab/Fltr/Pad (dB)	DC Corr (dB)	Corrected Reading (dBuV/m)	Avg Limit (dBuV/m)	Margin (dB)	Peak Limit (dBuV/m)	PK Margin (dB)	UNII Non-Restricted (dBuV/m)	PK Margin (dB)	Azimuth (Degs)	Height (cm)	Polarity
* 1	55.34	PK-U	27.5	-35.2	0	47.64	-	-	74	-26.36	-	-	331	269	H
* 1	51.76	ADR	27.5	-35.2	.3	44.36	54	-9.64	-	-	-	-	331	269	H
* 1.6	54.38	PK-U	28.3	-33.7	0	48.98	-	-	74	-25.02	-	-	143	146	H
* 1.6	40.98	ADR	28.3	-33.7	.3	35.88	54	-18.12	-	-	-	-	143	146	H
* 1.125	47.55	PK-U	27.6	-34.5	0	40.65	-	-	74	-33.35	-	-	355	102	V
* 1.125	43.49	ADR	27.6	-34.5	.3	36.89	54	-17.11	-	-	-	-	355	102	V
* 1.6	51.5	PK-U	28.3	-33.7	0	46.1	-	-	74	-27.9	-	-	38	193	V
* 1.6	39.1	ADR	28.3	-33.7	.3	34	54	-20	-	-	-	-	38	193	V
* 3.507	45.43	PK-U	32.8	-31.8	0	46.43	-	-	74	-27.57	-	-	341	109	V
* 3.507	40.52	ADR	32.8	-31.8	.3	41.82	54	-12.18	-	-	-	-	341	109	V
2.4	50.9	PK-U	32	-33.2	0	49.7	-	-	-	-	68.2	-18.5	40	161	H

* - indicates frequency in CFR47 Pt 15 / IC RSS-Restricted Band
 PK-U - U-NII: Maximum Peak
 ADR - U-NII AD primary method, RMS average

MID CHANNEL RESULTS



HORIZONTAL



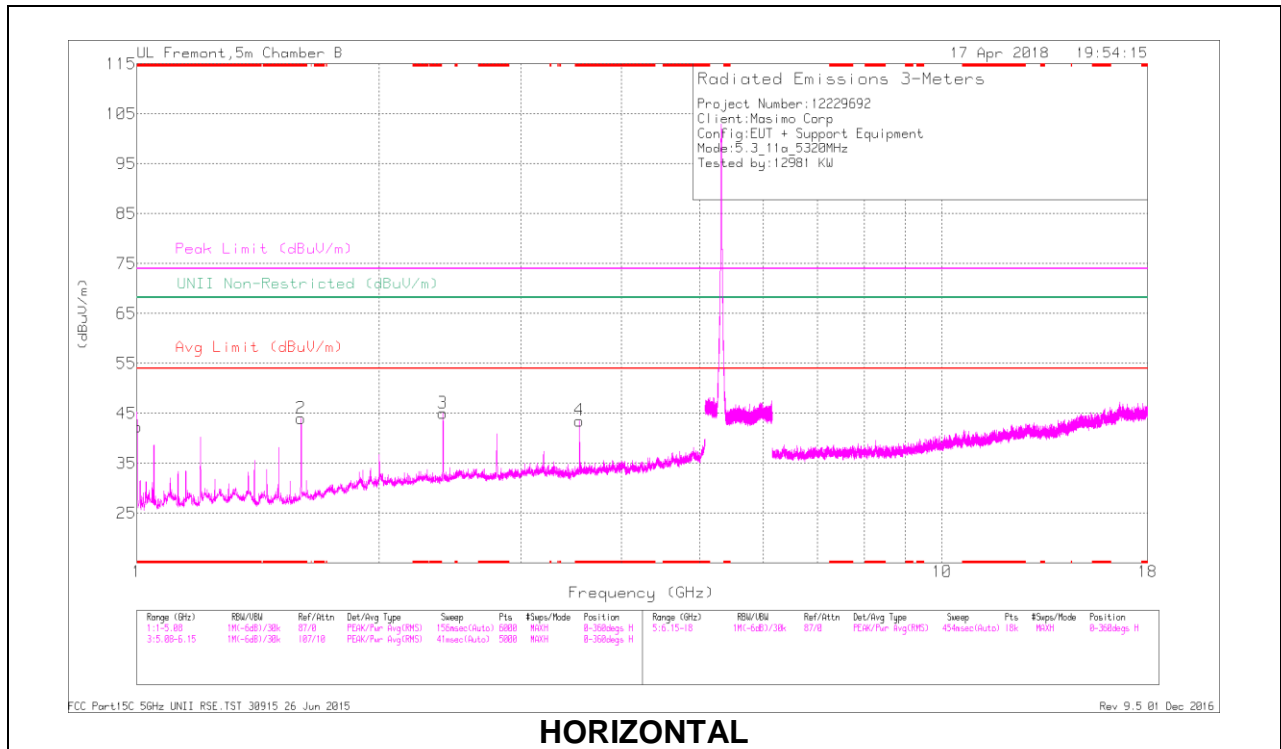
VERTICAL

RADIATED EMISSIONS

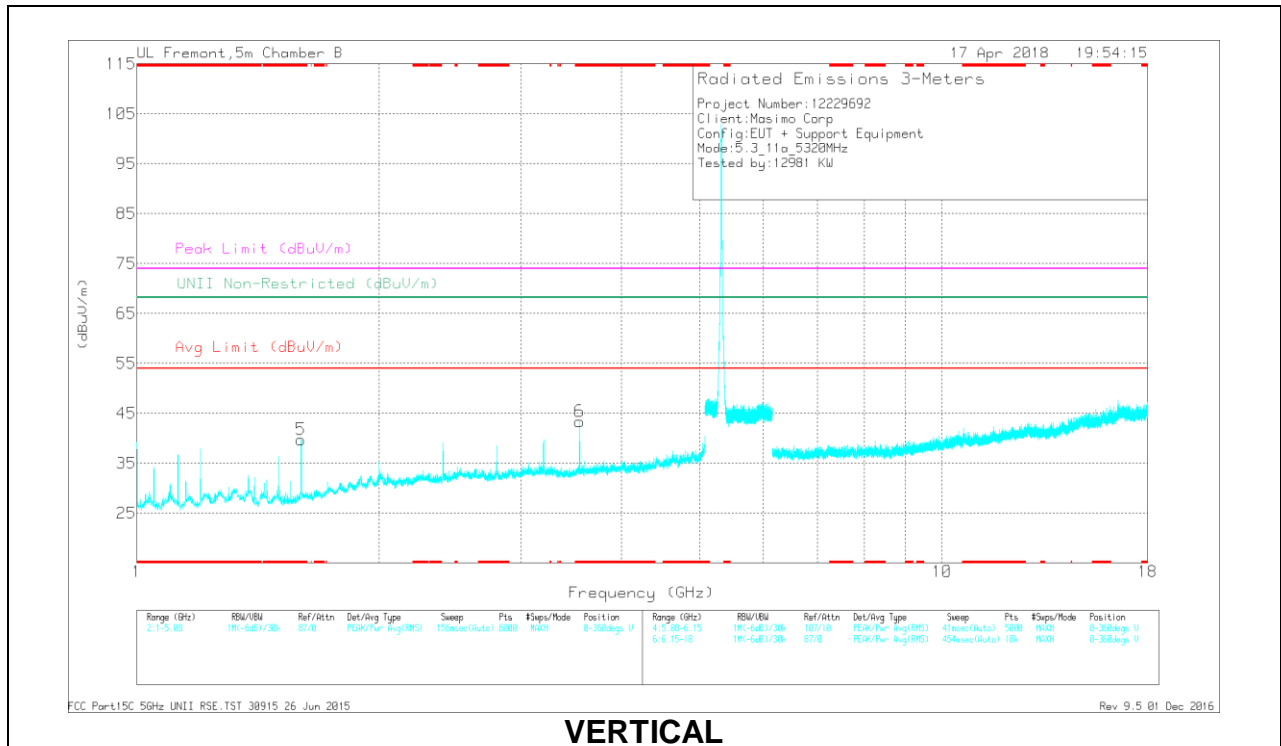
Frequency (GHz)	Meas Reading (dBuV)	Det	AF T863 (dBm)	Amp/Cable/Filter/Pad (dB)	DC Corr (dB)	Corrected Reading (dBuV/m)	Avg Limit (dBuV/m)	Margin (dB)	Peak Limit (dBuV/m)	PK Margin (dB)	UNII Non-Restricted (dBuV/m)	PK Margin (dB)	Azimuth (Degs)	Height (cm)	Polarity
* 1	55.53	PK-U	27.5	-35.2	0	47.83	-	-	74	-26.17	-	-	340	293	H
* 1	52.22	ADR	27.5	-35.2	.3	44.82	54	-9.18	-	-	-	-	340	293	H
* 1.6	54.67	PK-U	28.3	-33.7	0	49.27	-	-	74	-24.73	-	-	143	140	H
* 1.6	41.09	ADR	28.3	-33.7	.3	35.99	54	-18.01	-	-	-	-	143	140	H
* 3.533	45.79	PK-U	32.9	-31.3	0	47.39	-	-	74	-26.61	-	-	337	128	H
* 3.533	39.37	ADR	32.9	-31.3	.3	41.27	54	-12.73	-	-	-	-	337	128	H
* 1.6	51.55	PK-U	28.3	-33.7	0	46.15	-	-	74	-27.85	-	-	275	143	V
* 1.6	40.53	ADR	28.3	-33.7	.3	35.43	54	-18.57	-	-	-	-	275	143	V
* 3.533	45.07	PK-U	32.9	-31.3	0	46.67	-	-	74	-27.33	-	-	335	102	V
* 3.533	40.03	ADR	32.9	-31.3	.3	41.93	54	-12.07	-	-	-	-	335	102	V
2.401	50.93	PK-U	32	-33.2	0	49.73	-	-	-	-	68.2	-18.47	26	159	H

* - indicates frequency in CFR47 Pt 15 / IC RSS-Restricted Band
 PK-U - U-NII: Maximum Peak
 ADR - U-NII AD primary method, RMS average

HIGH CHANNEL RESULTS



HORIZONTAL



VERTICAL

RADIATED EMISSIONS

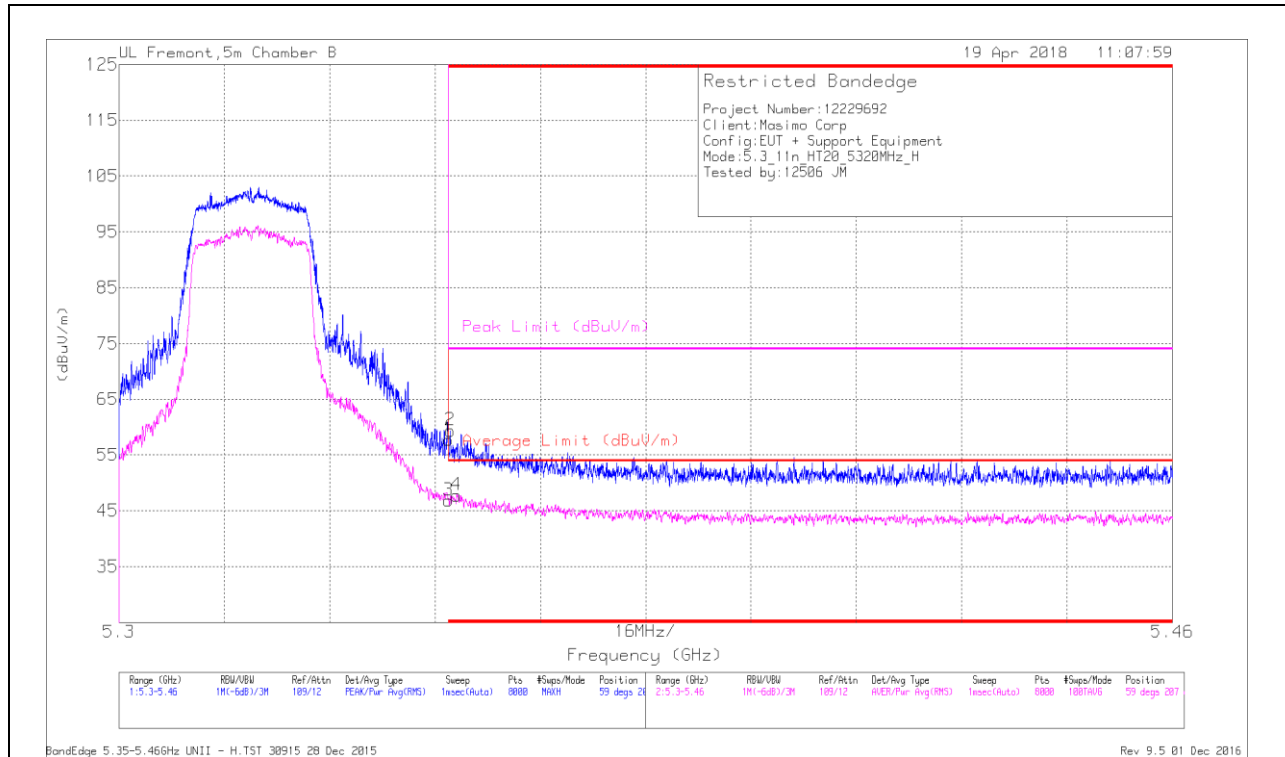
Frequency (GHz)	Meas Reading (dBuV)	Det	AF T863 (dBm)	Amp/Cab/Fltr/Pad (dB)	DC Corr (dB)	Corrected Reading (dBuV/m)	Avg Limit (dBuV/m)	Margin (dB)	Peak Limit (dBuV/m)	PK Margin (dB)	UNII Non-Restricted (dBuV/m)	PK Margin (dB)	Azimuth (Degs)	Height (cm)	Polarity
* 1	56.28	PK-U	27.5	-35.2	0	48.58	-	-	74	-25.42	-	-	326	268	H
* 1	52.91	ADR	27.5	-35.2	.3	45.51	54	-8.49	-	-	-	-	326	268	H
* 1.6	49.66	PK-U	28.3	-33.7	0	44.26	-	-	74	-29.74	-	-	326	246	H
* 1.6	38.02	ADR	28.3	-33.7	.3	32.92	54	-21.08	-	-	-	-	326	246	H
* 3.547	43.61	PK-U	33	-31.4	0	45.21	-	-	74	-28.79	-	-	326	162	H
* 3.547	34.67	ADR	33	-31.4	.3	36.57	54	-17.43	-	-	-	-	326	162	H
* 1.6	52.31	PK-U	28.3	-33.7	0	46.91	-	-	74	-27.09	-	-	61	298	V
* 1.6	39.47	ADR	28.3	-33.7	.3	34.37	54	-19.63	-	-	-	-	61	298	V
* 3.547	45.18	PK-U	33	-31.4	0	46.78	-	-	74	-27.22	-	-	341	102	V
* 3.547	40.74	ADR	33	-31.4	.3	42.64	54	-11.36	-	-	-	-	341	102	V
2.399	51.47	PK-U	32	-33.1	0	50.37	-	-	-	-	68.2	-17.83	44	162	H

* - indicates frequency in CFR47 Pt 15 / IC RSS-Restricted Band
 PK-U - U-NII: Maximum Peak
 ADR - U-NII AD primary method, RMS average

9.1.5. TX ABOVE 1 GHz 802.11n HT20 MODE IN THE 5.3 GHz BAND

BANDEDGE (HIGH CHANNEL)

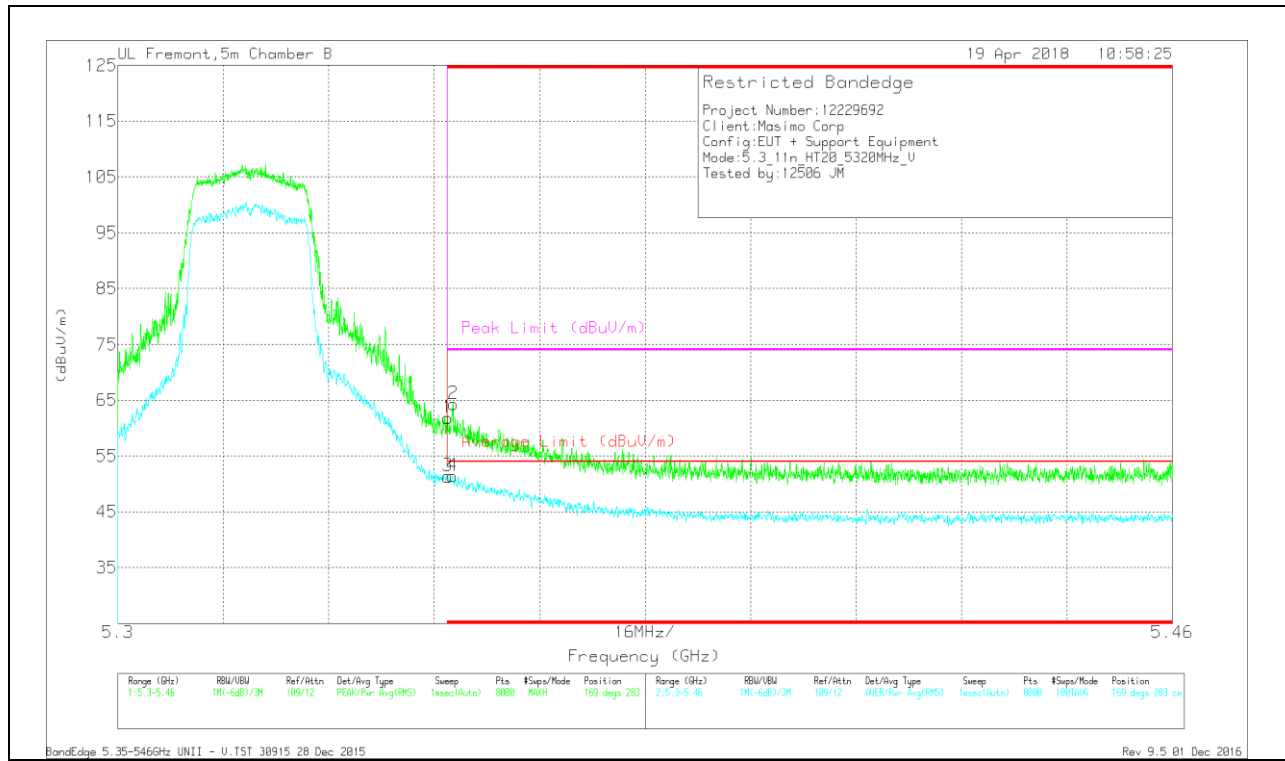
HORIZONTAL RESULT



Marker	Frequency (GHz)	Meter Reading (dBuV)	Det	AF T863 (dB/m)	Amp/Chl/Fitr/Pad (dB)	DC Corr (dB)	Corrected Reading (dBuV/m)	Average Limit (dBuV/m)	Margin (dB)	Peak Limit (dBuV/m)	PK Margin (dB)	Azimuth (Degs)	Height (cm)	Polarity
1	* 5.35	41.91	Pk	34.9	-19.1	0	57.71	-	-	74	-16.29	59	207	H
2	* 5.35	43.58	Pk	34.9	-19.1	0	59.38	-	-	74	-14.62	59	207	H
3	* 5.35	31.03	RMS	34.9	-19.1	.32	47.15	54	-8.85	-	-	59	207	H
4	* 5.351	31.87	RMS	34.9	-19	.32	48.09	54	-5.91	-	-	59	207	H

* - indicates frequency in CFR47 Pt 15 / IC RSS-Restricted Band
 Pk - Peak detector
 RMS - RMS detection

VERTICAL RESULT

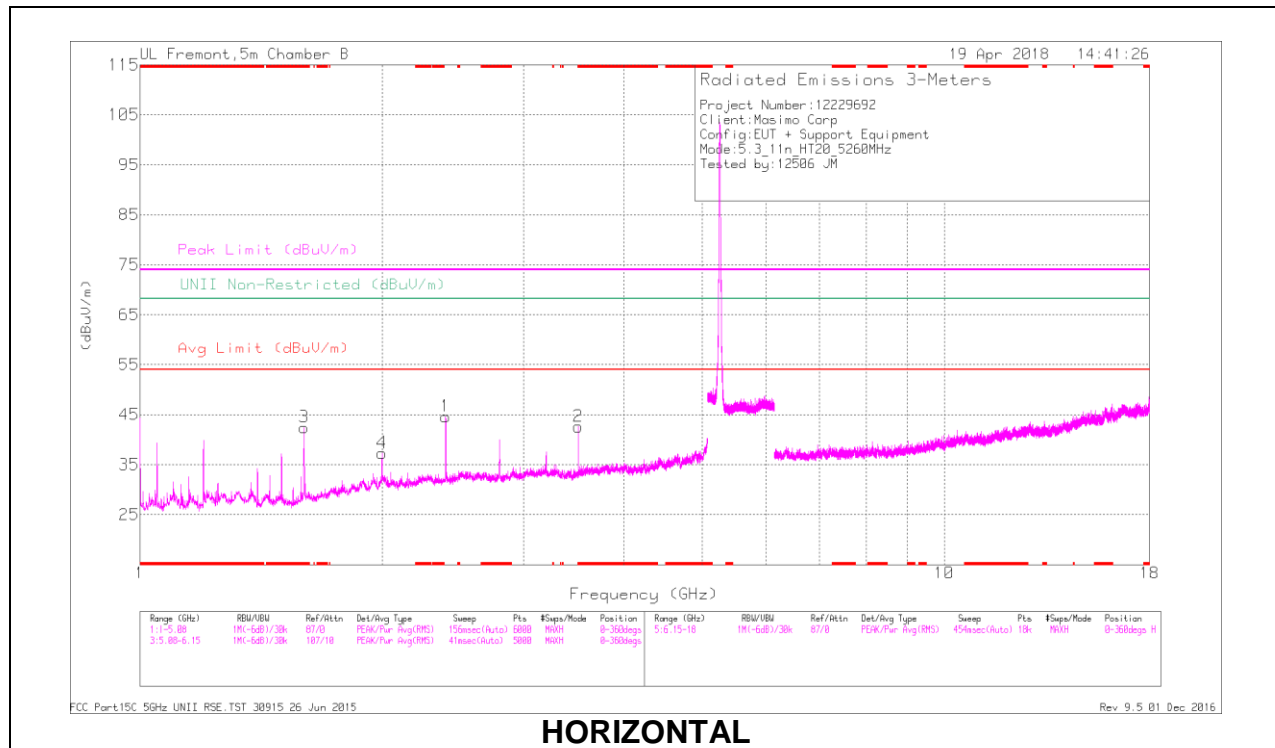


Marker	Frequency (GHz)	Meter Reading (dBuV)	Det	AF T863 (dB/m)	Ampl/Cbl/Filtr/Pad (dB)	DC Corr (dB)	Corrected Reading (dBuV/m)	Average Limit (dBuV/m)	Margin (dB)	Peak Limit (dBuV/m)	PK Margin (dB)	Azimuth (Degs)	Height (cm)	Polarity
1	* 5.35	46.03	Pk	34.9	-19.1	0	61.83	-	-	74	-12.17	169	283	V
3	* 5.35	35.23	RMS	34.9	-19.1	.32	51.35	54	-2.65	-	-	169	283	V
2	* 5.351	48.46	Pk	34.9	-19	0	64.36	-	-	74	-9.64	169	283	V
4	* 5.351	35.24	RMS	34.9	-19	.32	51.46	54	-2.54	-	-	169	283	V

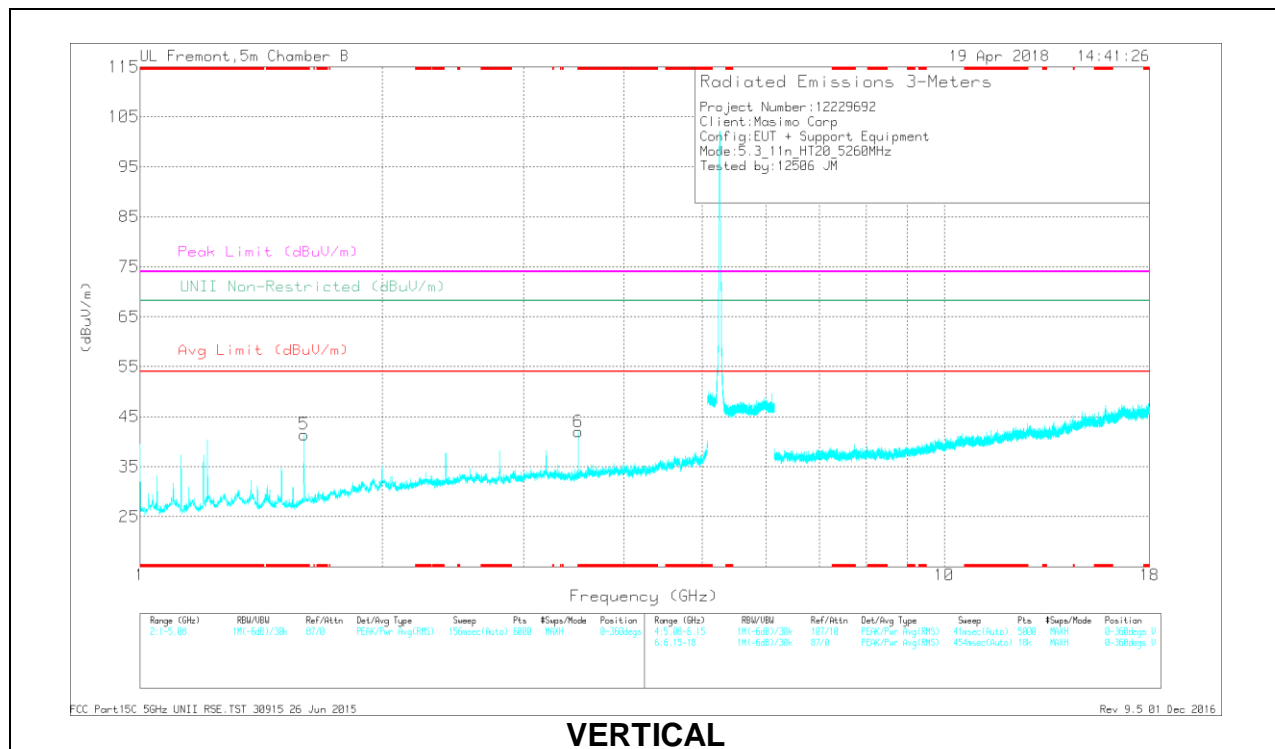
* - indicates frequency in CFR47 Pt 15 / IC RSS-Restricted Band
 Pk - Peak detector
 RMS - RMS detection

HARMONICS AND SPURIOUS EMISSIONS

LOW CHANNEL RESULTS



HORIZONTAL



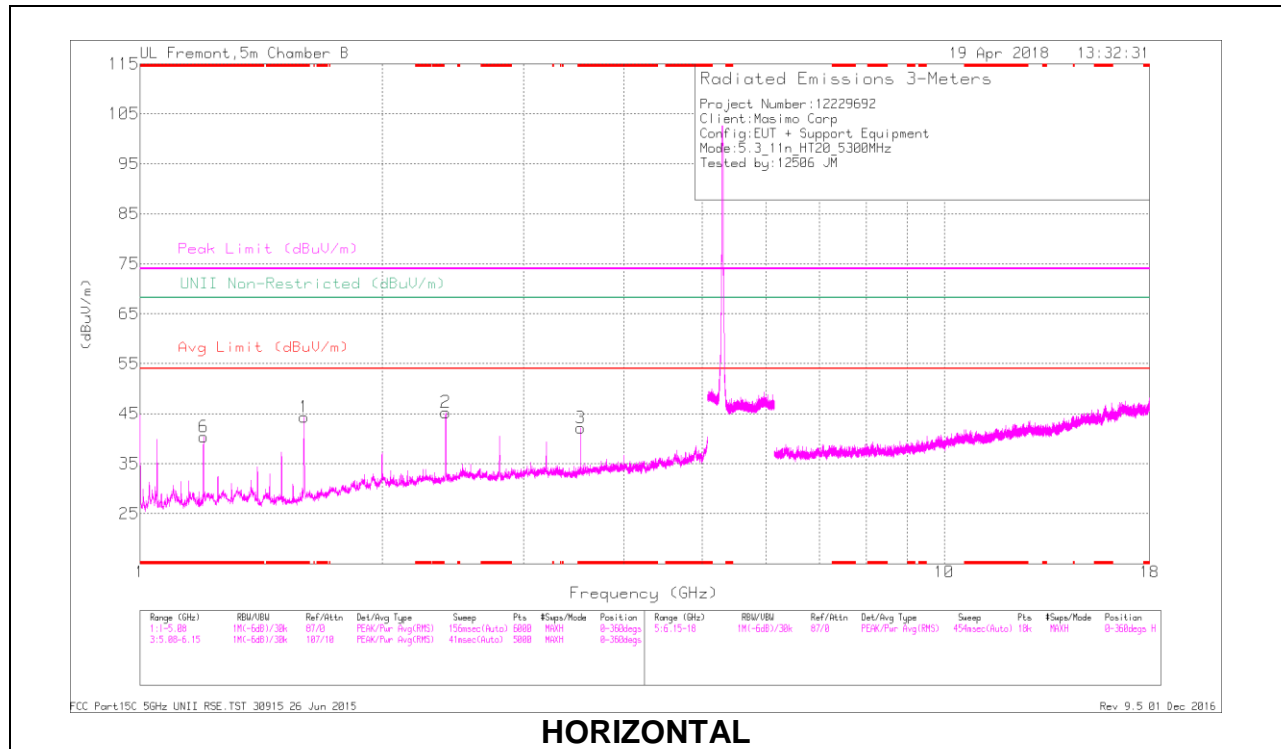
VERTICAL

RADIATED EMISSIONS

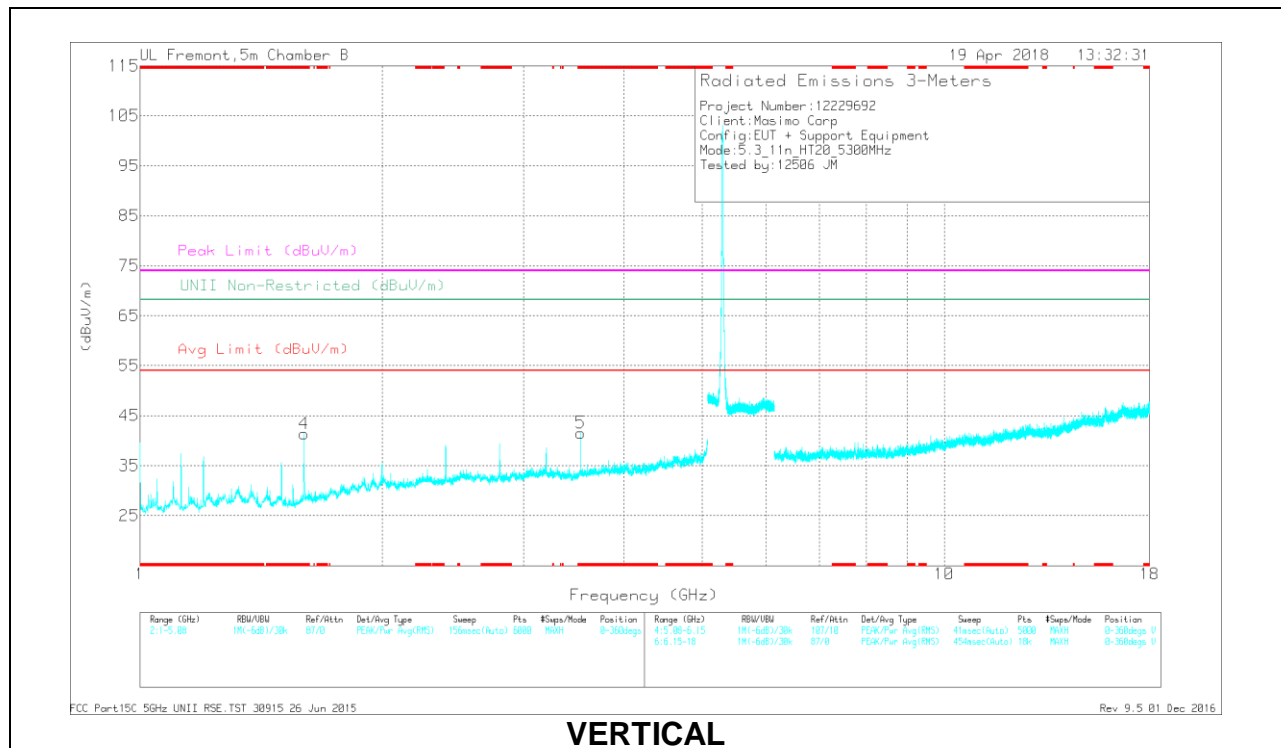
Frequency (GHz)	Meas Reading (dBuV)	Det	AF T863 (dBm)	Amp/Cmb/Fltr/Pad (dB)	DC Corr (dB)	Corrected Reading (dBuV/m)	Avg Limit (dBuV/m)	Margin (dB)	Peak Limit (dBuV/m)	PK Margin (dB)	UNII Non-Restricted (dBuV/m)	PK Margin (dB)	Azimuth (Degs)	Height (cm)	Polarity
* 3.507	46.23	PK-U	32.8	-31.8	0	47.23	-	-	74	-26.77	-	-	164	108	H
* 3.507	40.86	ADR	32.8	-31.8	.32	42.18	54	-11.82	-	-	-	-	164	108	H
* 1.6	54.98	PK-U	28.3	-33.7	0	49.58	-	-	74	-24.42	-	-	344	120	H
* 1.6	42.49	ADR	28.3	-33.7	.32	37.41	54	-16.59	-	-	-	-	344	120	H
* 1.6	52.79	PK-U	28.3	-33.7	0	47.39	-	-	74	-26.61	-	-	240	285	V
* 1.6	40.11	ADR	28.3	-33.7	.32	35.03	54	-18.97	-	-	-	-	240	285	V
* 3.507	45.25	PK-U	32.8	-31.8	0	46.25	-	-	74	-27.75	-	-	149	106	V
* 3.507	40.4	ADR	32.8	-31.8	.32	41.72	54	-12.28	-	-	-	-	149	106	V
2.001	44.98	PK-U	31.3	-32.6	0	43.68	-	-	-	-	68.2	-24.52	343	162	H
2.4	50.64	PK-U	32	-33.1	0	49.54	-	-	-	-	68.2	-18.66	209	189	H

* - indicates frequency in CFR47 Pt 15 / IC RSS-Restricted Band
 PK-U - U-NII: Maximum Peak
 ADR - U-NII AD primary method, RMS average

MID CHANNEL RESULTS



HORIZONTAL



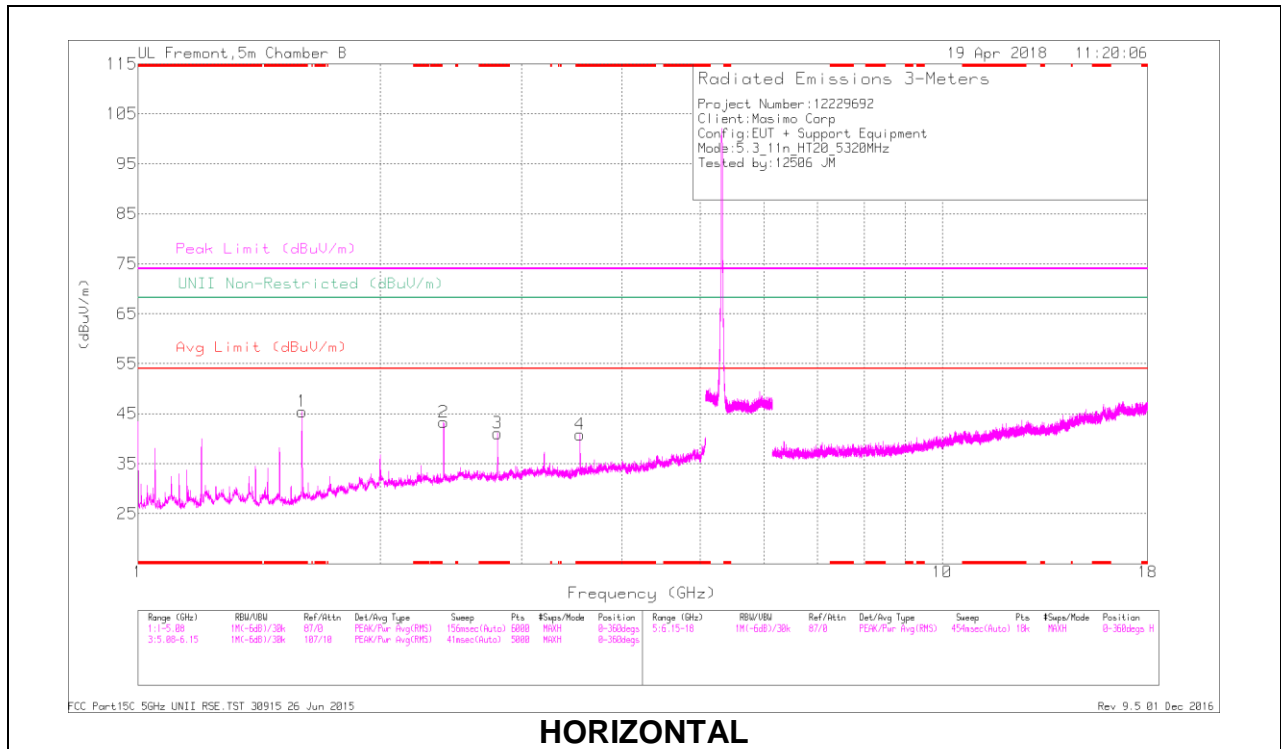
VERTICAL

RADIATED EMISSIONS

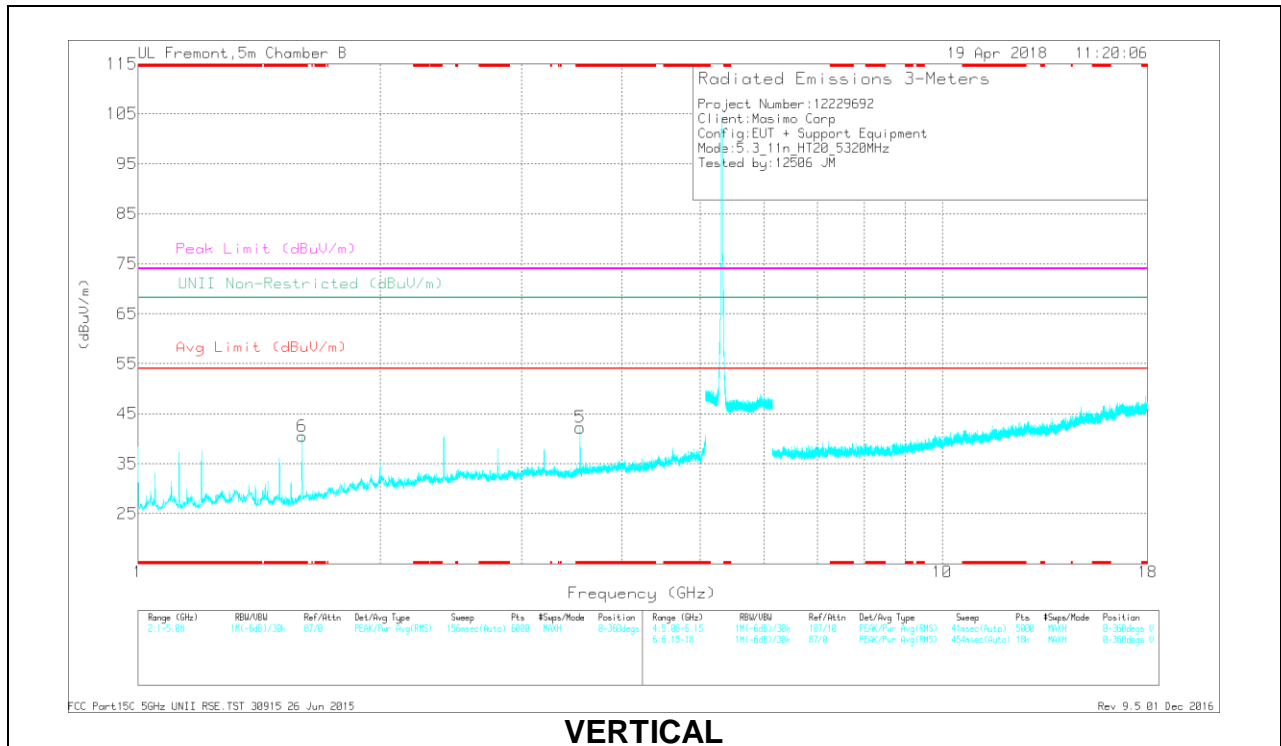
Frequency (GHz)	Meas Reading (dBuV)	Det	AF T863 (dBm)	Amp C56/Filt/Pad (dB)	DC Corr (dB)	Corrected Reading (dBuV/m)	Avg Limit (dBuV/m)	Margin (dB)	Peak Limit (dBuV/m)	PK Margin (dB)	UNII Non-Restricted (dBuV/m)	PK Margin (dB)	Azimuth (Deg)	Height (cm)	Polarity
* 1.6	55.27	PK-U	28.3	-33.7	0	49.87	-	-	74	-24.13	-	-	341	128	H
* 1.6	43.08	ADR	28.3	-33.7	.32	38	-	-16	-	-	-	-	341	128	H
* 3.533	45.8	PK-U	32.9	-31.3	0	47.4	-	-	74	-26.6	-	-	167	102	H
* 3.533	39.42	ADR	32.9	-31.3	.32	41.34	54	-12.66	-	-	-	-	167	102	H
* 1.2	50.66	PK-U	28	-34.7	0	43.96	-	-	74	-30.04	-	-	153	105	H
* 1.2	45.63	ADR	28	-34.7	.32	39.25	54	-14.75	-	-	-	-	153	105	H
* 1.6	52.88	PK-U	28.3	-33.7	0	47.48	-	-	74	-26.52	-	-	228	289	V
* 1.6	40.47	ADR	28.3	-33.7	.32	35.39	54	-18.61	-	-	-	-	228	289	V
* 3.533	44.47	PK-U	32.9	-31.3	0	46.07	-	-	74	-27.93	-	-	108	105	V
* 3.533	39	ADR	32.9	-31.3	.32	40.92	54	-13.08	-	-	-	-	108	105	V
2.4	50.48	PK-U	32	-33.1	0	49.38	-	-	-	-	68.2	-18.82	213	140	H

* - indicates frequency in CFR47 Pt 15 / IC RSS-Restricted Band
 PK-U - U-NII: Maximum Peak
 ADR - U-NII AD primary method, RMS average

HIGH CHANNEL RESULTS



HORIZONTAL



VERTICAL

RADIATED EMISSIONS

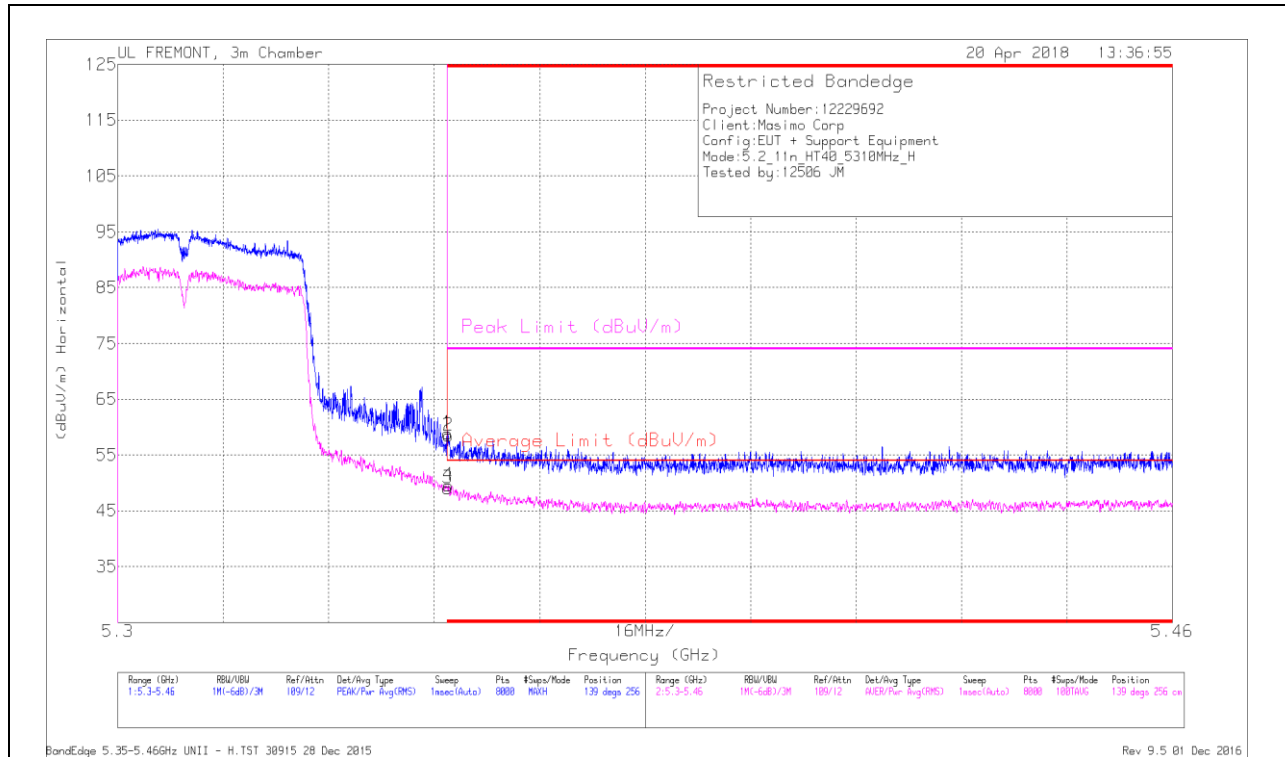
Frequency (GHz)	Meas Reading (dBuV)	Det	AF T863 (dBm)	AmpC50/Filt/Pad (dB)	DC Corr (dB)	Corrected Reading (dBuV/m)	Avg Limit (dBuV/m)	Margin (dB)	Peak Limit (dBuV/m)	PK Margin (dB)	UNII Non-Restricted (dBuV/m)	PK Margin (dB)	Azimuth (Degs)	Height (cm)	Polarity
* 1.6	55	PK-U	28.3	-33.7	0	49.6	-	-	74	-24.4	-	-	341	167	H
* 1.6	42.14	ADR	28.3	-33.7	.32	37.06	54	-16.94	-	-	-	-	341	167	H
* 2.799	46.99	PK-U	32.4	-32.8	0	46.59	-	-	74	-27.41	-	-	130	115	H
* 2.8	38.48	ADR	32.4	-32.8	.32	38.4	54	-15.6	-	-	-	-	130	115	H
* 3.547	45.01	PK-U	33	-31.4	0	46.61	-	-	74	-27.39	-	-	161	126	H
* 3.547	38.13	ADR	33	-31.4	.32	40.05	54	-13.95	-	-	-	-	161	126	H
* 3.549	39.39	PK-U	33	-31.4	0	40.99	-	-	74	-33.01	-	-	239	110	V
* 3.548	27.2	ADR	33	-31.4	.32	29.12	54	-24.88	-	-	-	-	239	110	V
2.4	51.71	PK-U	32	-33.1	0	50.61	-	-	-	-	68.2	-17.59	208	185	H

* - indicates frequency in CFR47 Pt 15 / IC RSS-Restricted Band
 PK-U - U-NII: Maximum Peak
 ADR - U-NII AD primary method, RMS average

9.1.6. TX ABOVE 1 GHz 802.11n HT40 MODE IN THE 5.3 GHz BAND

BANDEDGE (HIGH CHANNEL)

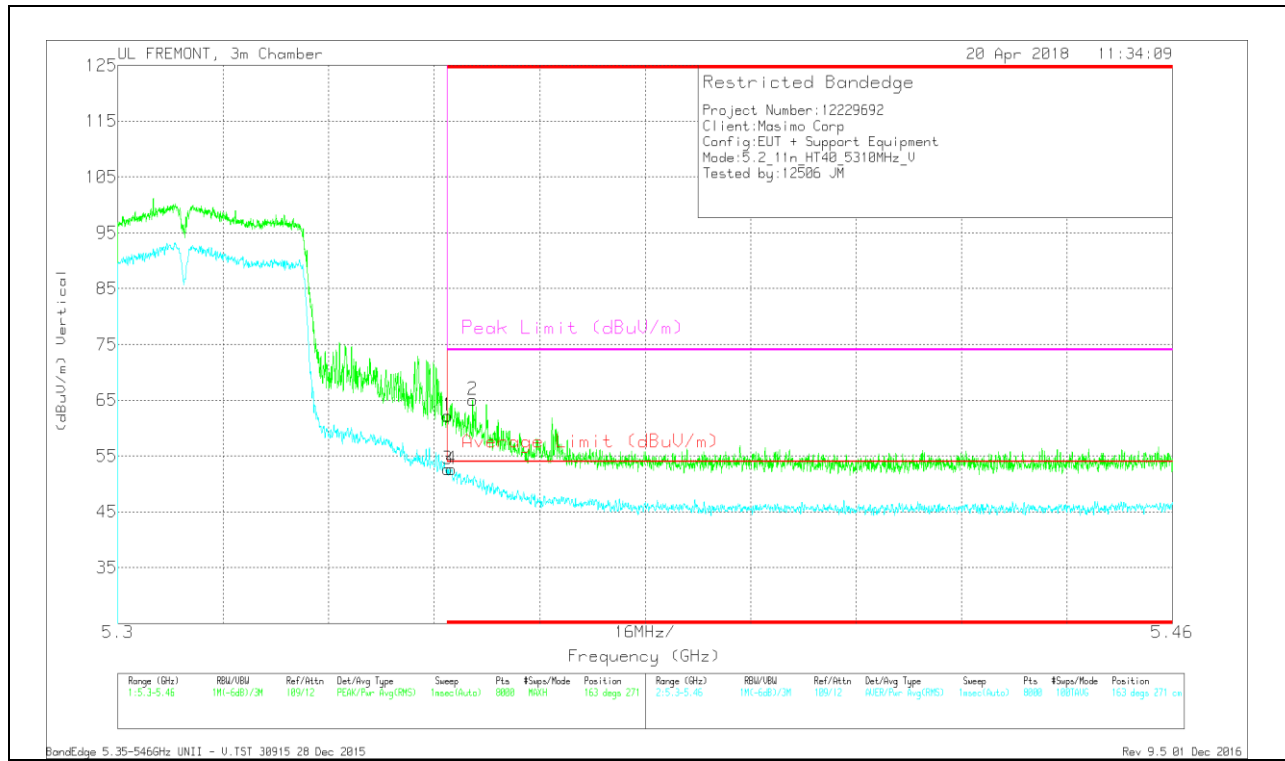
HORIZONTAL RESULT



Marker	Frequency (GHz)	Meter Reading (dBuV)	Det	AF T120 (dB/m)	Amp/Cbl/Fitr/Pad (dB)	DC Corr (dB)	Corrected Reading (dBuV/m)	Average Limit (dBuV/m)	Margin (dB)	Peak Limit (dBuV/m)	PK Margin (dB)	Azimuth (Degs)	Height (cm)	Polarity
1	* 5.35	42.91	Pk	34.7	-18.7	0	58.91	-	-	74	-15.09	139	256	H
2	* 5.35	42.54	Pk	34.7	-18.7	0	58.54	-	-	74	-15.46	139	256	H
3	* 5.35	32.43	RMS	34.7	-18.7	.62	49.05	54	-4.95	-	-	139	256	H
4	* 5.35	32.88	RMS	34.7	-18.7	.62	49.5	54	-4.5	-	-	139	256	H

* - indicates frequency in CFR47 Pt 15 / IC RSS-Restricted Band
 Pk - Peak detector
 RMS - RMS detection

VERTICAL RESULT



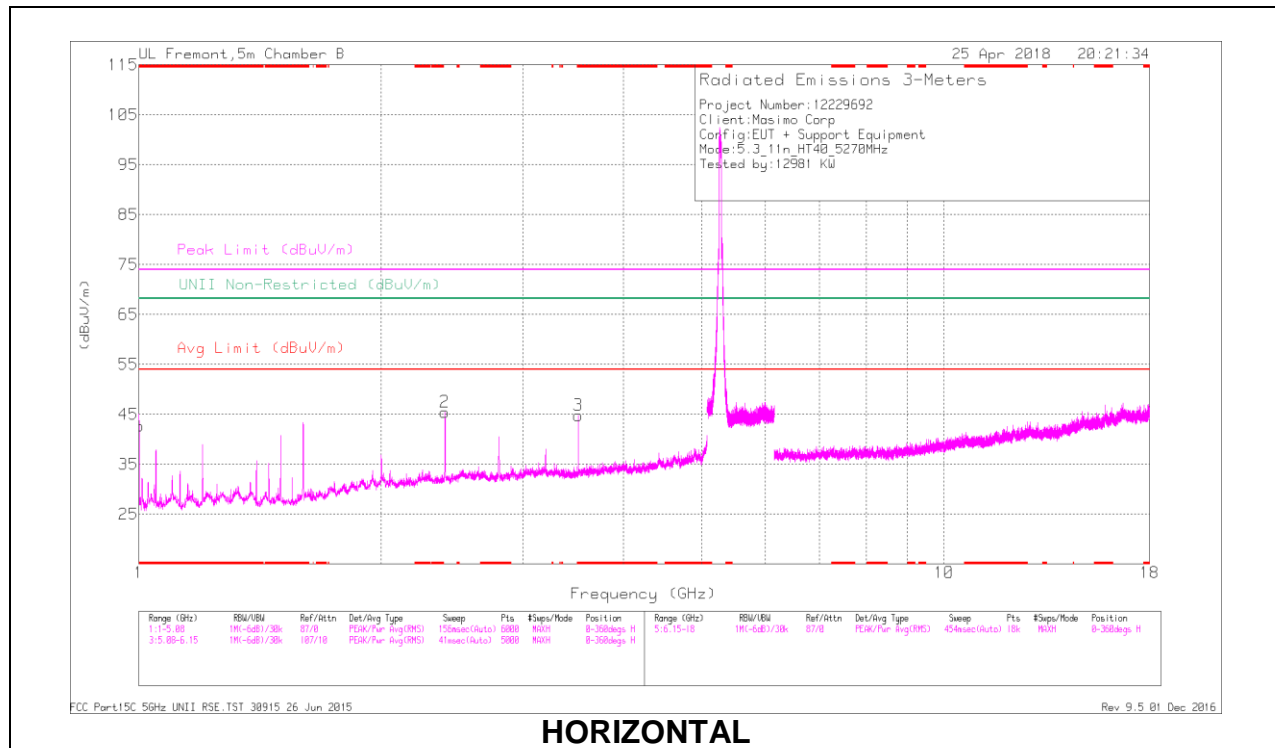
Marker	Frequency (GHz)	Meter Reading (dBuV)	Det	AF T120 (dB/m)	Amp/Cbl/Filt/Pad (dB)	Corrected Reading (dBuV/m)	Average Limit (dBuV/m)	Margin (dB)	Peak Limit (dBuV/m)	PK Margin (dB)	Azimuth (Degs)	Height (cm)	Polarity
1	* 5.35	46.18	Pk	34.7	-18.7	62.18	-	-	74	-11.82	163	271	V
3	* 5.35	36.68	RMS	34.7	-18.7	52.68	54	-1.32	-	-	163	271	V
4	* 5.351	36.66	RMS	34.7	-18.7	52.66	54	-1.34	-	-	163	271	V
2	* 5.354	48.93	Pk	34.7	-18.6	65.03	-	-	74	-8.97	163	271	V

* - indicates frequency in CFR47 Pt 15 / IC RSS-Restricted Band

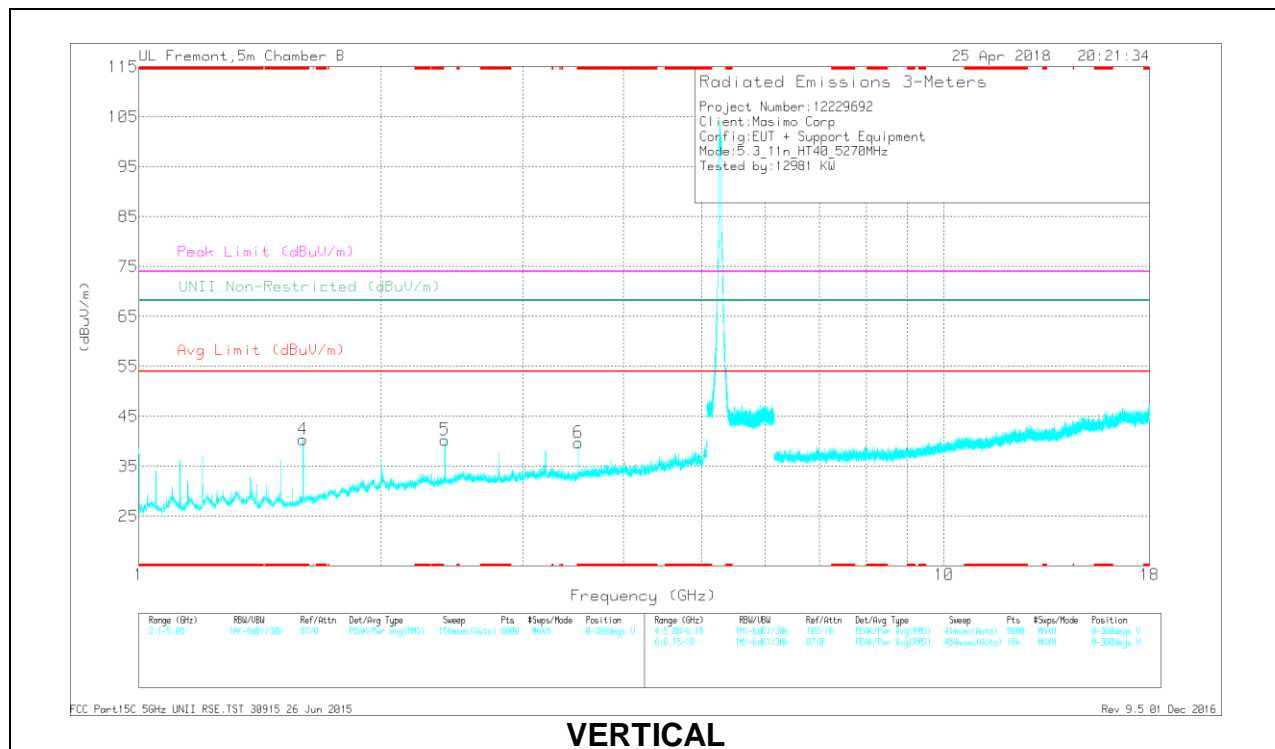
Pk - Peak detector
 RMS - RMS detection

HARMONICS AND SPURIOUS EMISSIONS

LOW CHANNEL RESULTS



HORIZONTAL



VERTICAL

RADIATED EMISSIONS

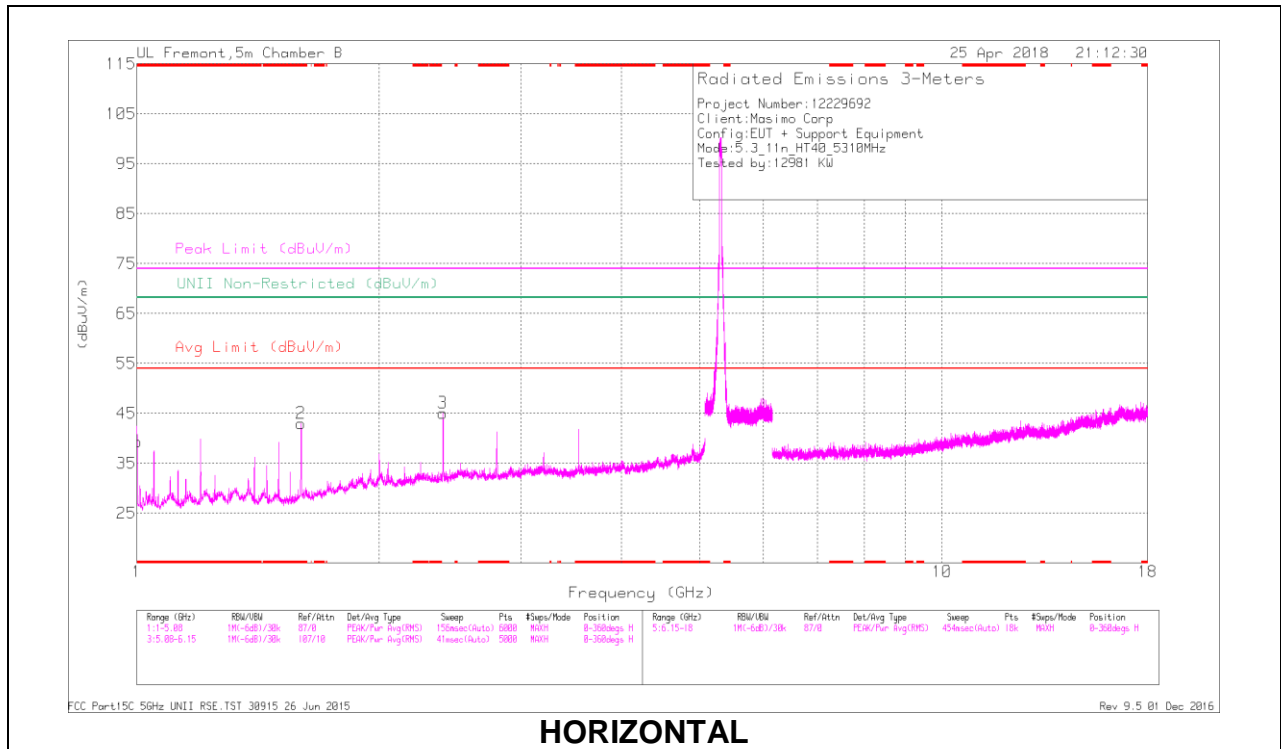
Frequency (GHz)	Meter Reading (dBuV)	Det	AF T863 (dBm)	Amp/Cable/Filter/Pad (dB)	DC Corr (dB)	Corrected Reading (dBuV/m)	Avg Limit (dBuV/m)	Margin (dB)	Peak Limit (dBuV/m)	PK Margin (dB)	UNII Non-Restricted (dBuV/m)	PK Margin (dB)	Azimuth (Degs)	Height (cm)	Polarity
* 1	56.33	PK-U	27.5	-35.2	0	48.63	-	-	74	-25.37	-	-	132	119	H
* 1	51.34	ADR	27.5	-35.2	62	44.26	54	-9.74	-	-	-	-	132	119	H
* 3.513	45.74	PK-U	32.8	-31.7	0	46.84	-	-	74	-27.16	-	-	117	152	H
* 3.513	39.66	ADR	32.8	-31.7	62	41.38	54	-12.62	-	-	-	-	117	152	H
* 1.6	48.51	PK-U	28.3	-33.7	0	43.11	-	-	74	-30.89	-	-	88	159	V
* 1.6	37.12	ADR	28.3	-33.7	62	32.34	54	-21.66	-	-	-	-	88	159	V
* 3.513	42.45	PK-U	32.8	-31.7	0	43.55	-	-	74	-30.45	-	-	187	124	V
* 3.513	35.33	ADR	32.8	-31.7	62	37.05	54	-16.95	-	-	-	-	187	124	V
2.4	49.87	PK-U	32	-33.1	0	48.77	-	-	-	-	68.2	-19.43	65	159	H
2.4	45.67	PK-U	32	-33.2	0	44.47	-	-	-	-	68.2	-23.73	237	199	V

* - indicates frequency in CFR47 Pt 15 / IC RSS-Restricted Band

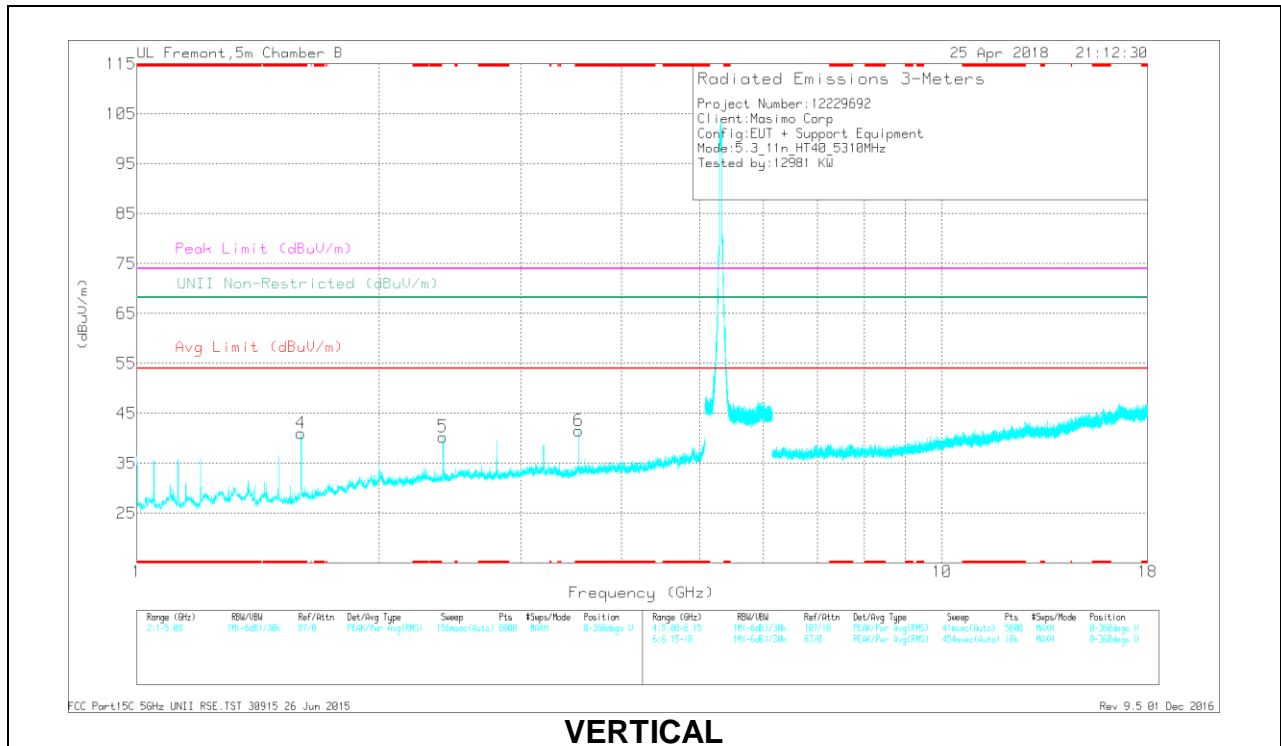
PK-U - U-NII: Maximum Peak

ADR - U-NII AD primary method, RMS average

HIGH CHANNEL RESULTS



HORIZONTAL



VERTICAL

RADIATED EMISSIONS

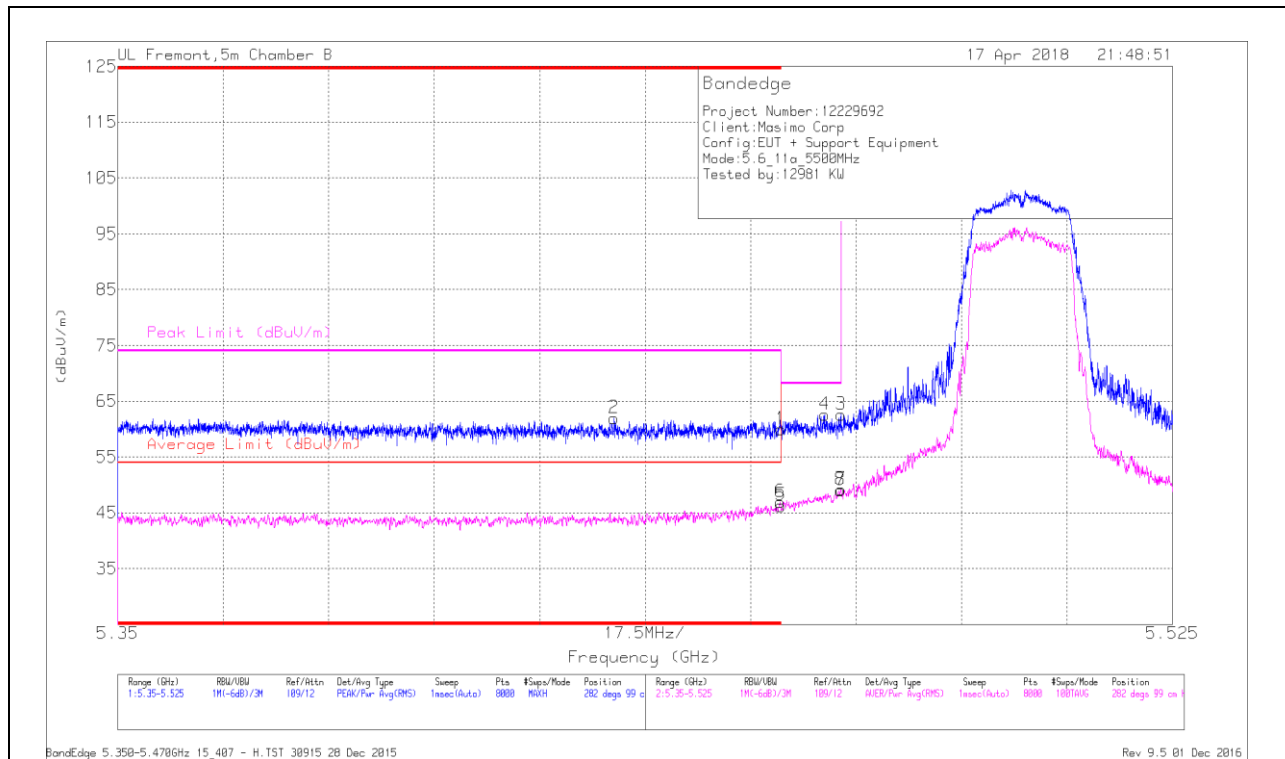
Frequency (GHz)	Meas Reading (dBuV)	Det	AF T863 (dBm)	Amp/Cab/Fltr/Pad (dB)	DC Corr (dB)	Corrected Reading (dBuV/m)	Avg Limit (dBuV/m)	Margin (dB)	Peak Limit (dBuV/m)	PK Margin (dB)	UNII Non-Restricted (dBuV/m)	PK Margin (dB)	Azimuth (Degs)	Height (cm)	Polarity
* 1	55.75	PK-U	27.5	-35.2	0	48.05	-	-	74	-25.95	-	-	118	159	H
* 1	51.74	ADR	27.5	-35.2	62	44.66	54	-9.34	-	-	-	-	118	159	H
* 1.6	53.24	PK-U	28.3	-33.7	0	47.54	-	-	74	-26.16	-	-	226	144	H
* 1.6	43.41	ADR	28.3	-33.7	62	38.63	54	-15.37	-	-	-	-	226	144	H
* 1.6	46.64	PK-U	28.3	-33.7	0	41.24	-	-	74	-32.76	-	-	79	231	V
* 1.6	35.84	ADR	28.3	-33.7	62	31.06	54	-22.94	-	-	-	-	79	231	V
* 3.541	39.61	PK-U	32.9	-31.3	0	41.21	-	-	74	-32.79	-	-	55	161	V
* 3.54	28.37	ADR	32.9	-31.3	62	30.59	54	-23.41	-	-	-	-	55	161	V
2.401	48.05	PK-U	32	-33.2	0	46.85	-	-	-	-	68.2	-21.35	115	154	H
2.401	45.73	PK-U	32	-33.2	0	44.53	-	-	-	-	68.2	-23.67	38	187	V

* - indicates frequency in CFR47 Pt 15 / IC RSS-Restricted Band
 PK-U - U-NII: Maximum Peak
 ADR - U-NII AD primary method, RMS average

9.1.7. TX ABOVE 1 GHz 802.11a MODE IN THE 5.6 GHz BAND

BANDEDGE (LOW CHANNEL)

HORIZONTAL RESULT



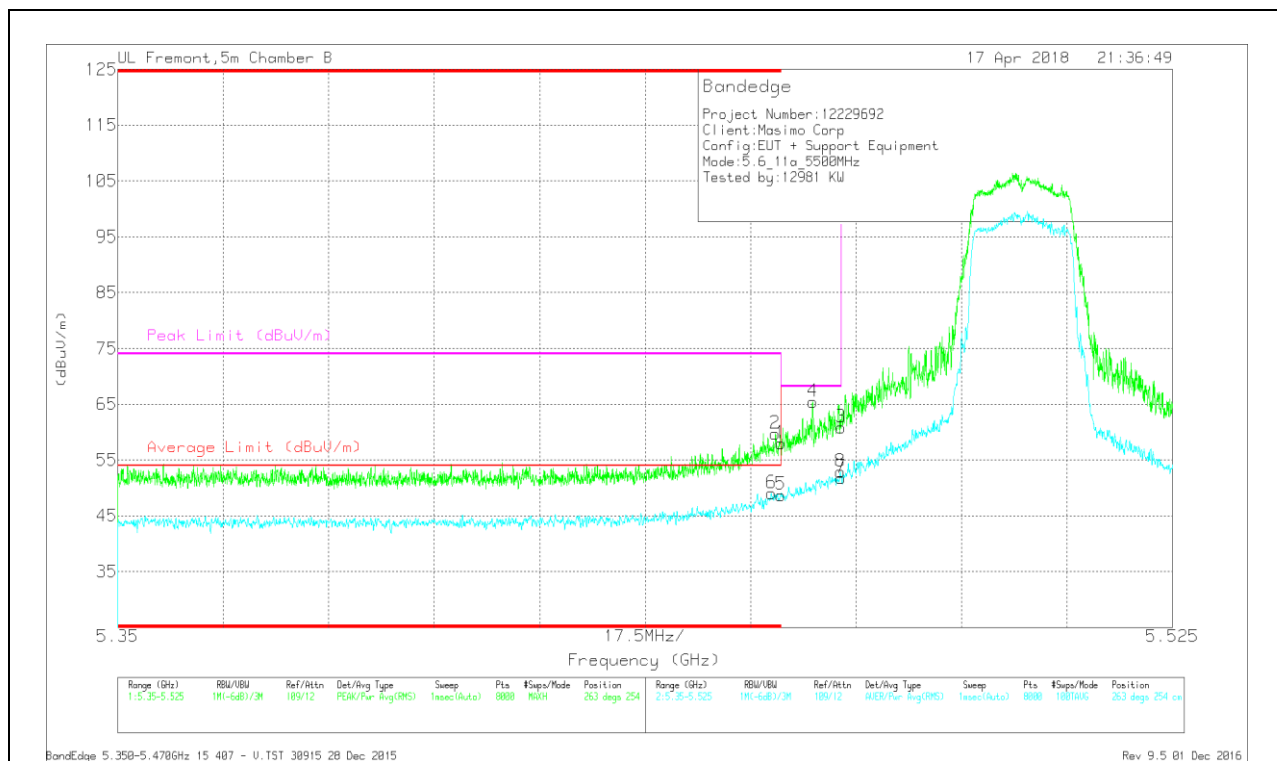
Marker	Frequency (GHz)	Meter Reading (dBuV)	Det	AF T863 (dB/m)	Amp/Cbl/Fitr/Pad (dB)	DC Corr (dB)	Corrected Reading (dBuV/m)	Average Limit (dBuV/m)	Margin (dB)	Peak Limit (dBuV/m)	PK Margin (dB)	Azimuth (Degs)	Height (cm)	Polarity
2	* 5.432	46.31	Pk	35.1	-19.5	0	61.91	-	-	74	-12.09	282	99	H
1	* 5.46	44.39	Pk	35.2	-19.6	0	59.99	-	-	74	-14.01	282	99	H
5	* 5.46	30.36	RMS	35.2	-19.6	.3	46.26	54	-7.74	-	-	282	99	H
6	* 5.46	31.02	RMS	35.2	-19.6	.3	46.92	54	-7.08	-	-	282	99	H
4	5.467	46.88	Pk	35.2	-19.5	0	62.58	-	-	68.2	-5.62	282	99	H
3	5.47	47	Pk	35.2	-19.6	0	62.6	-	-	68.2	-5.6	282	99	H
7	5.47	33.32	RMS	35.2	-19.6	.3	49.22	-	-	-	-	282	99	H
8	5.47	33.19	RMS	35.2	-19.6	.3	49.09	-	-	-	-	282	99	H

* - indicates frequency in CFR47 Pt 15 / IC RSS-Restricted Band

Pk - Peak detector

RMS - RMS detection

VERTICAL RESULT

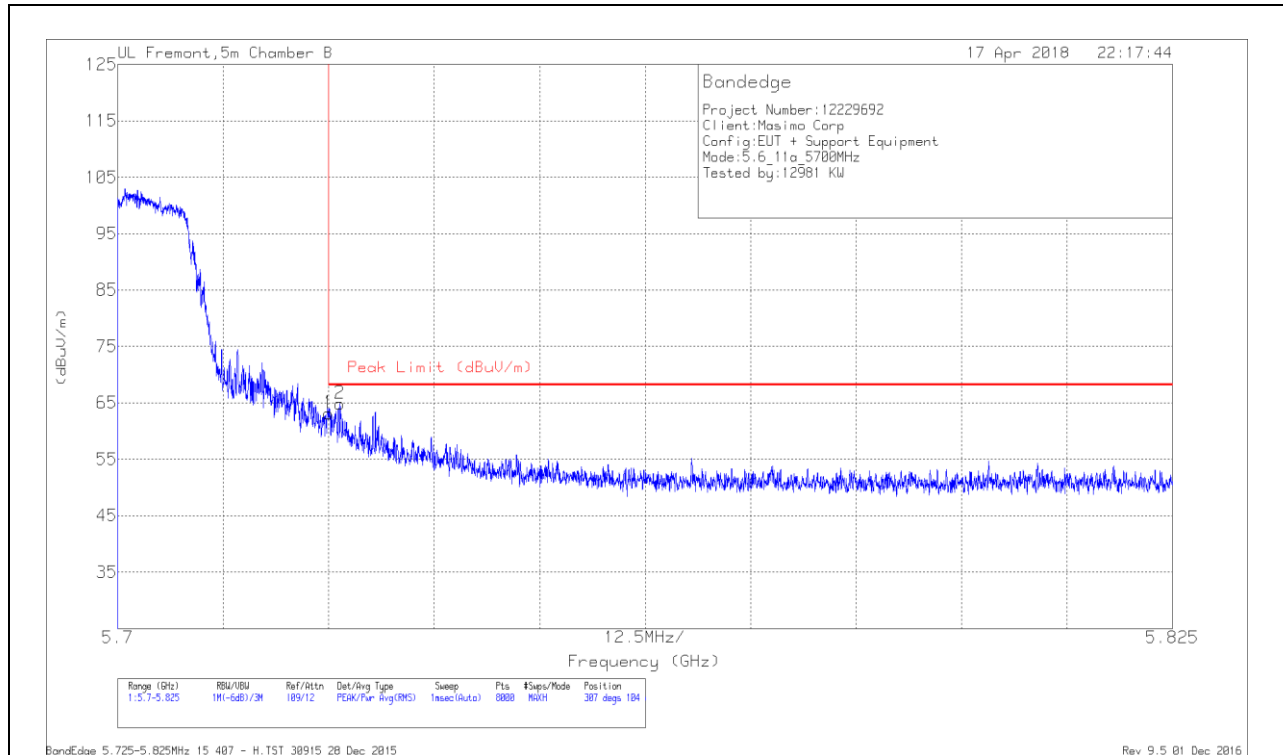


Marker	Frequency (GHz)	Meter Reading (dBuV)	Det	AF T863 (dB/m)	Ampl/Cbl/Filtr/Pad (dB)	DC Corr (dB)	Corrected Reading (dBuV/m)	Average Limit (dBuV/m)	Margin (dB)	Peak Limit (dBuV/m)	PK Margin (dB)	Azimuth (Degs)	Height (cm)	Polarity
6	* 5.458	33.16	RMS	35.2	-19.6	.3	49.06	54	-4.94	-	-	263	254	V
2	* 5.459	44.18	Pk	35.2	-19.6	0	59.78	-	-	74	-14.22	263	254	V
1	* 5.46	42.43	Pk	35.2	-19.6	0	58.03	-	-	74	-15.97	263	254	V
5	* 5.46	32.84	RMS	35.2	-19.6	.3	48.74	54	-5.26	-	-	263	254	V
4	5.465	49.84	Pk	35.2	-19.6	0	65.44	-	-	68.2	-2.76	263	254	V
3	5.47	45.27	Pk	35.2	-19.6	0	60.87	-	-	68.2	-7.33	263	254	V
7	5.47	35.94	RMS	35.2	-19.6	.3	51.84	-	-	-	-	263	254	V
8	5.47	36.95	RMS	35.2	-19.6	.3	52.85	-	-	-	-	263	254	V

* - indicates frequency in CFR47 Pt 15 / IC RSS-Restricted Band
 Pk - Peak detector
 RMS - RMS detection

BANDEDGE (HIGH CHANNEL)

HORIZONTAL RESULT

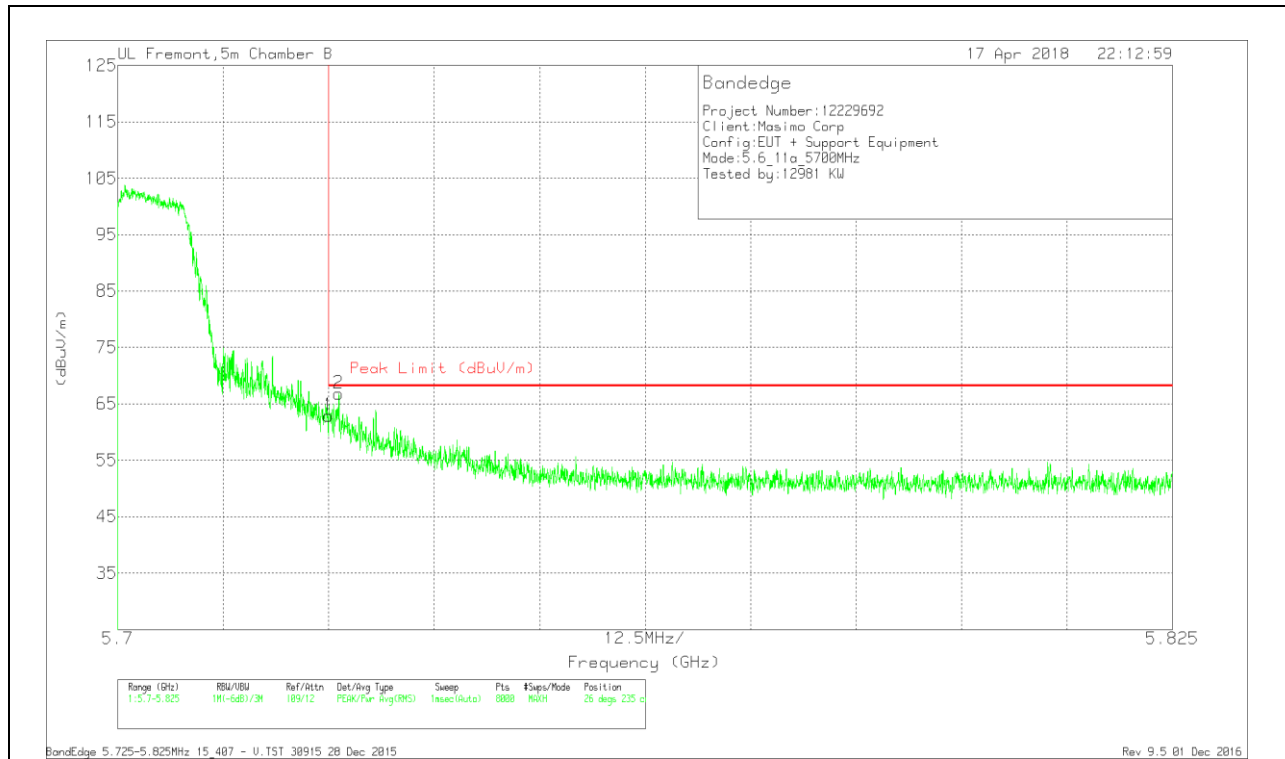


Marker	Frequency (GHz)	Meter Reading (dBuV)	Det	AF T863 (dB/m)	Amp/Cb/Filtr/Pad (dB)	DC Corr (dB)	Corrected Reading (dBuV/m)	Peak Limit (dBuV/m)	PK Margin (dB)	Azimuth (Degs)	Height (cm)	Polarity
1	5.725	48.11	Pk	35	-20	0	63.11	68.2	-5.09	307	104	H
2	5.726	49.94	Pk	35	-20.1	0	64.84	68.2	-3.36	307	104	H

* - indicates frequency in CFR47 Pt 15 / IC RSS-Restricted Band

Pk - Peak detector

VERTICAL RESULT

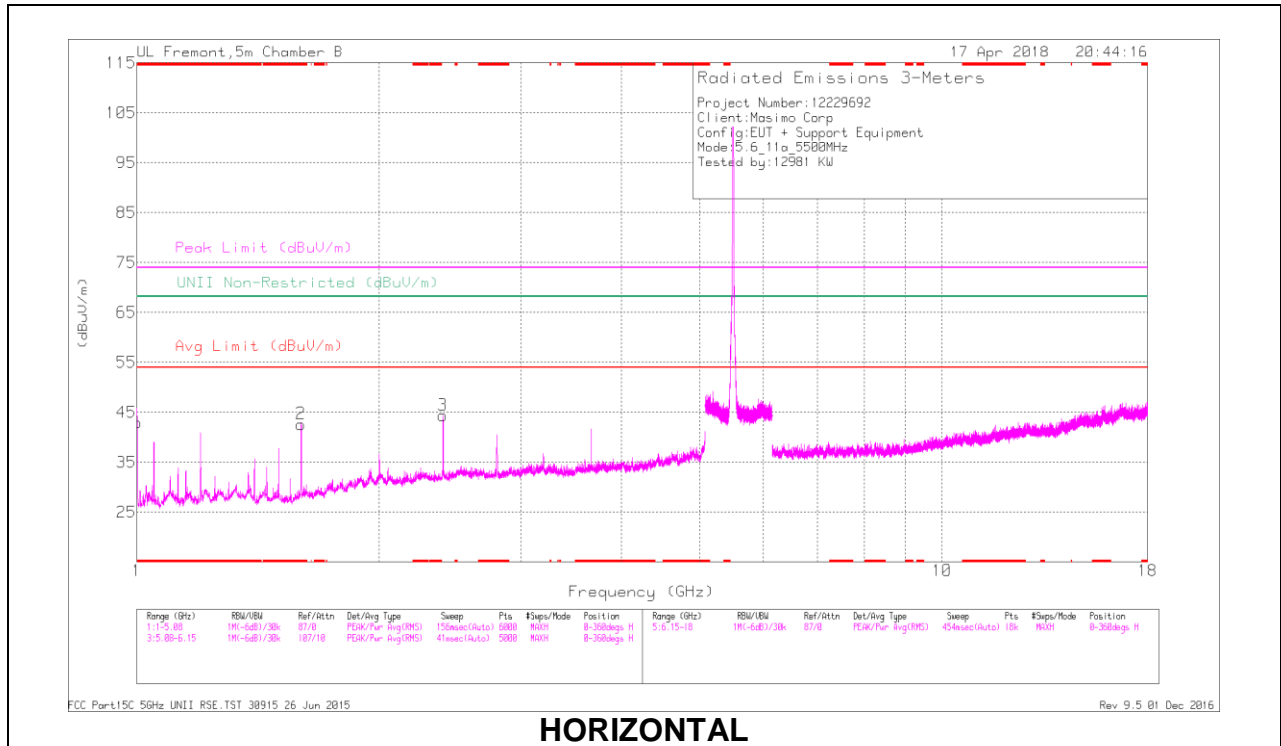


Marker	Frequency (GHz)	Meter Reading (dBuV)	Det	AF T863 (dB/m)	Amp/Cb/Filtr/Pad (dB)	DC Corr (dB)	Corrected Reading (dBuV/m)	Peak Limit (dBuV/m)	PK Margin (dB)	Azimuth (Degs)	Height (cm)	Polarity
1	5.725	47.92	Pk	35	-20	0	62.92	68.2	-5.28	26	235	V
2	5.726	51.96	Pk	35	-20.1	0	66.86	68.2	-1.34	26	235	V

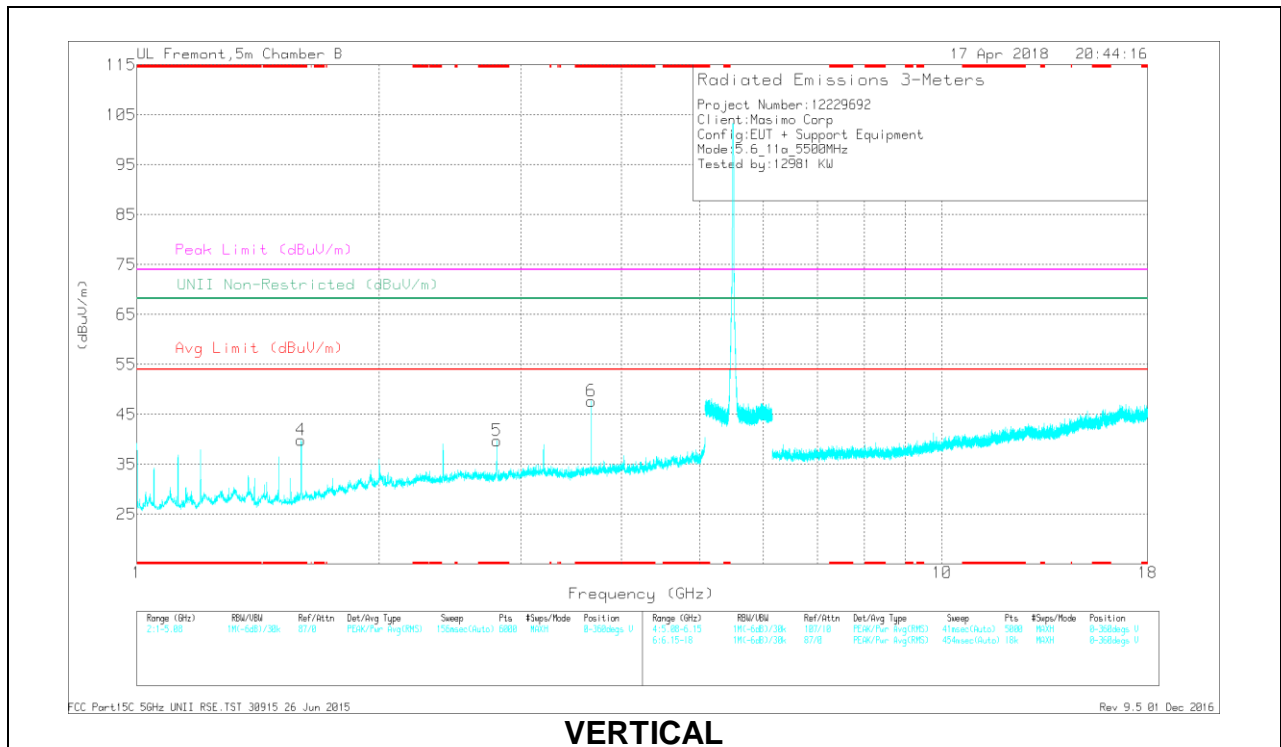
* - indicates frequency in CFR47 Pt 15 / IC RSS-Restricted Band
 Pk - Peak detector

HARMONICS AND SPURIOUS EMISSIONS

LOW CHANNEL RESULTS



HORIZONTAL



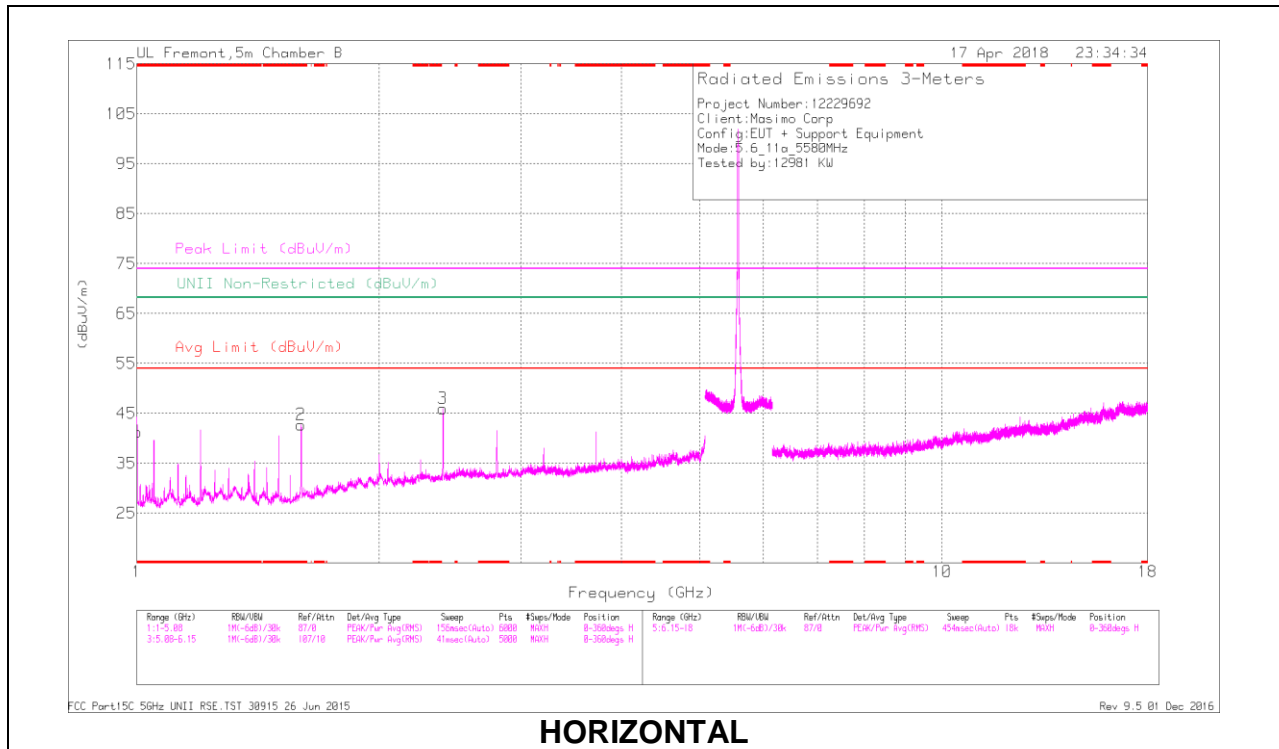
VERTICAL

RADIATED EMISSIONS

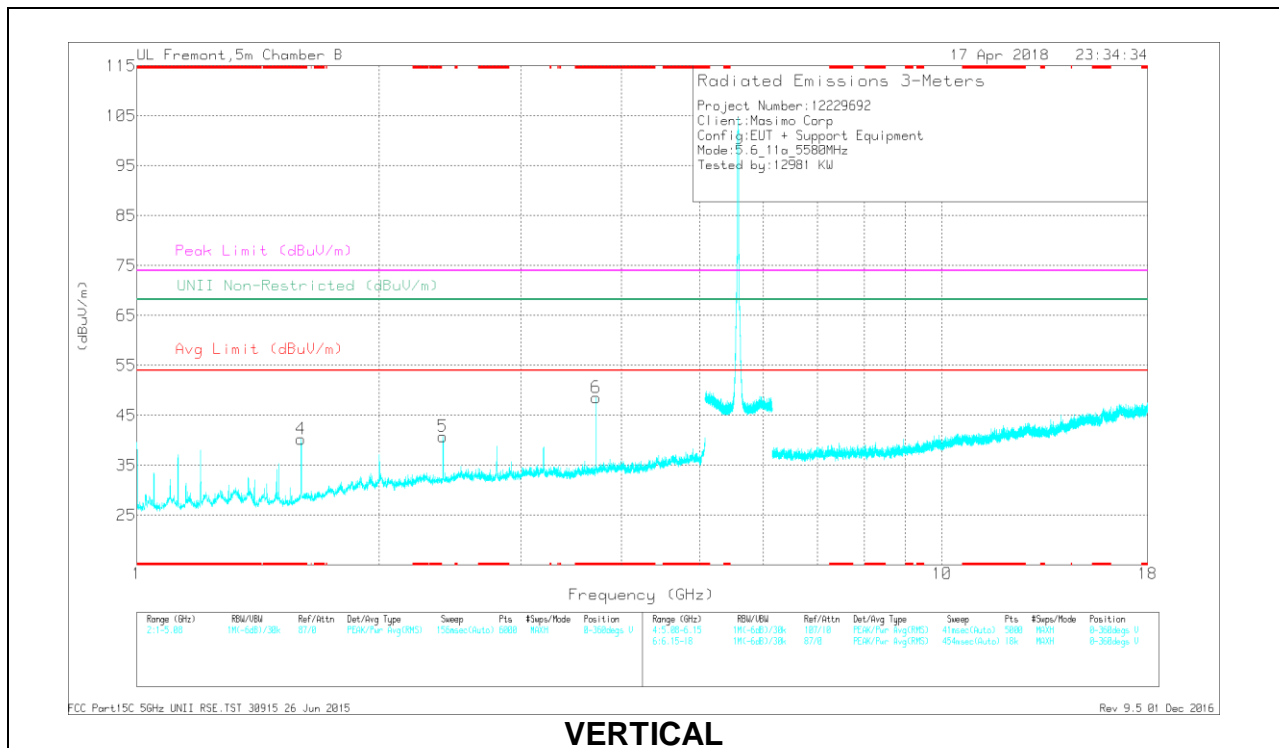
Frequency (GHz)	Meas Reading (dBuV)	Det	AF T863 (dBm)	Amp/Cab/Fltr/Pad (dB)	DC Corr (dB)	Corrected Reading (dBuV/m)	Avg Limit (dBuV/m)	Margin (dB)	Peak Limit (dBuV/m)	PK Margin (dB)	UNII Non-Restricted (dBuV/m)	PK Margin (dB)	Azimuth (Degs)	Height (cm)	Polarity
* 1	56.8	PK-U	27.5	-35.2	0	49.1	-	-	74	-24.9	-	-	346	160	H
* 1	53.3	ADR	27.5	-35.2	.3	45.9	54	-8.1	-	-	-	-	346	160	H
* 1.6	53.96	PK-U	28.3	-33.7	0	48.56	-	-	74	-25.44	-	-	138	149	H
* 1.6	40.66	ADR	28.3	-33.7	.3	35.56	54	-18.44	-	-	-	-	138	149	H
* 1.6	53.12	PK-U	28.3	-33.7	0	47.72	-	-	74	-26.28	-	-	62	293	V
* 1.6	40.17	ADR	28.3	-33.7	.3	35.07	54	-18.93	-	-	-	-	62	293	V
* 2.799	45.85	PK-U	32.4	-32.8	0	45.45	-	-	74	-28.55	-	-	154	118	V
* 2.8	36.42	ADR	32.4	-32.8	.3	36.32	54	-17.68	-	-	-	-	154	118	V
* 3.667	49.11	PK-U	33.2	-31.6	0	50.71	-	-	74	-23.29	-	-	274	116	V
* 3.667	45.64	ADR	33.2	-31.6	.3	47.54	54	-6.46	-	-	-	-	274	116	V
2.4	51.3	PK-U	32	-33.1	0	50.2	-	-	-	-	68.2	-18	44	191	H

* - indicates frequency in CFR47 Pt 15 / IC RSS-Restricted Band
 PK-U - U-NII: Maximum Peak
 ADR - U-NII AD primary method, RMS average

MID CHANNEL RESULTS



HORIZONTAL



VERTICAL

RADIATED EMISSIONS

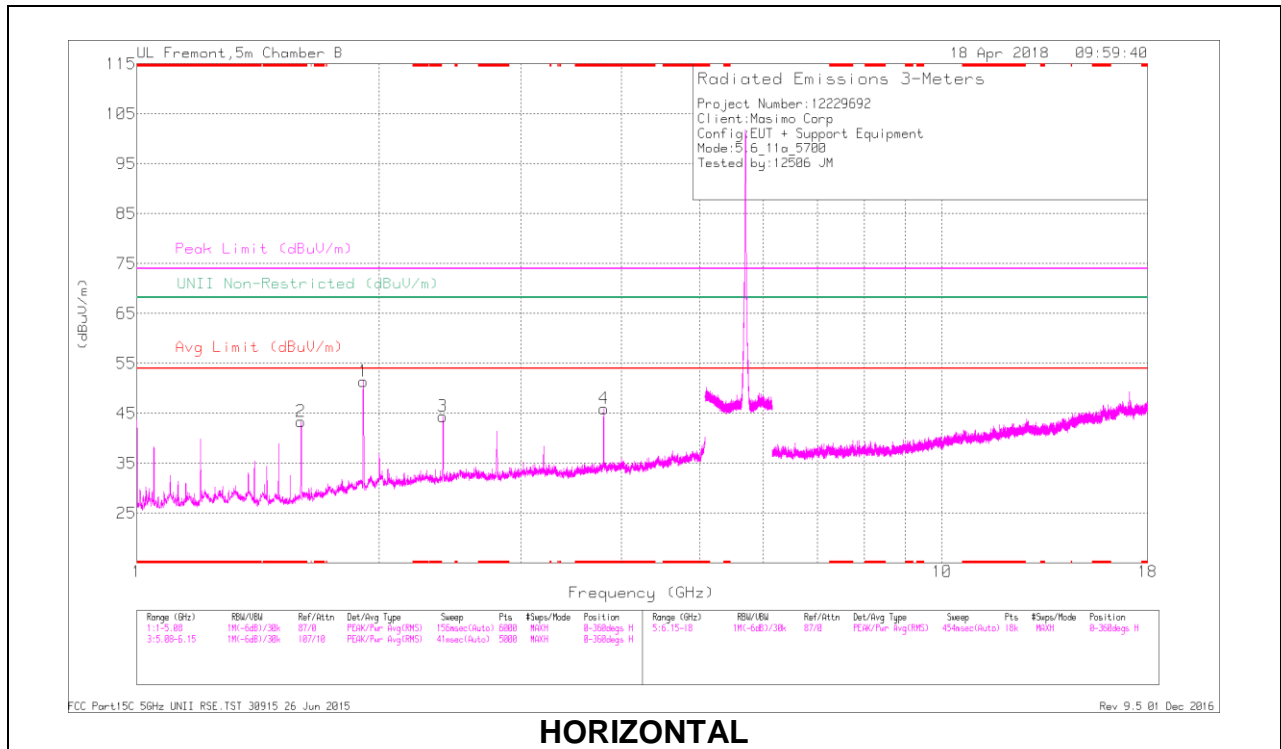
Frequency (GHz)	Meas Reading (dBuV)	Det	AF T863 (dBm)	Amp/Cable/Pad (dB)	DC Corr (dB)	Corrected Reading (dBuV/m)	Avg Limit (dBuV/m)	Margin (dB)	Peak Limit (dBuV/m)	PK Margin (dB)	UNII Non-Restricted (dBuV/m)	PK Margin (dB)	Azimuth (Degs)	Height (cm)	Polarity
* 1	54.53	PK-U	27.5	-35.2	0	46.83	-	-	74	-27.17	-	-	310	272	H
* 1	51.19	ADR	27.5	-35.2	.3	43.79	54	-10.21	-	-	-	-	310	272	H
* 1.6	54.57	PK-U	28.3	-33.7	0	49.17	-	-	74	-24.83	-	-	85	162	H
* 1.6	43.41	ADR	28.3	-33.7	.3	38.31	54	-15.69	-	-	-	-	85	162	H
* 1.6	53.62	PK-U	28.3	-33.7	0	48.22	-	-	74	-25.78	-	-	98	287	V
* 1.6	40.72	ADR	28.3	-33.7	.3	35.62	54	-18.38	-	-	-	-	98	287	V
* 3.72	50.3	PK-U	33.3	-31.7	0	51.9	-	-	74	-22.1	-	-	260	105	V
* 3.72	46.85	ADR	33.3	-31.7	.3	48.75	54	-5.25	-	-	-	-	260	105	V
2.399	47.47	PK-U	32	-33.1	0	46.37	-	-	-	-	68.2	-21.83	288	253	V
2.4	50.79	PK-U	32	-33.1	0	49.69	-	-	-	-	68.2	-18.51	22	160	H

* - indicates frequency in CFR47 Pt 15 / IC RSS-Restricted Band

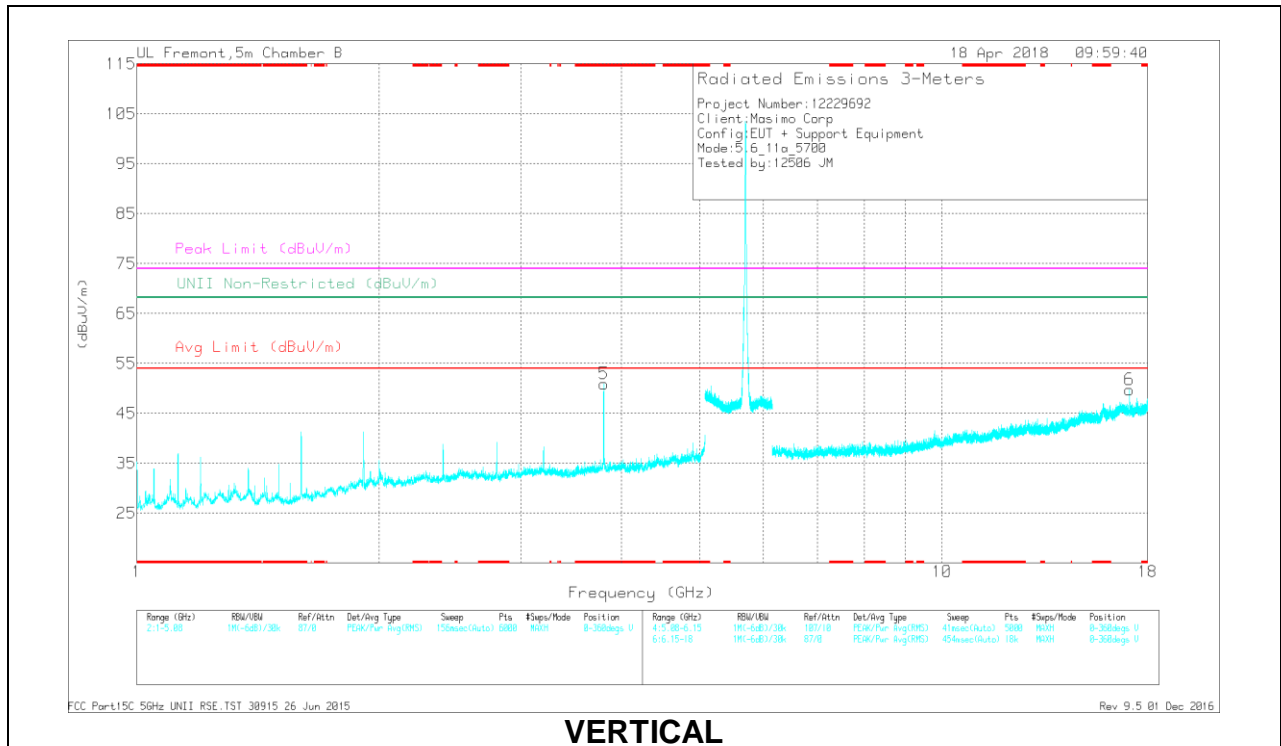
PK-U - U-NII: Maximum Peak

ADR - U-NII AD primary method, RMS average

HIGH CHANNEL RESULTS



HORIZONTAL



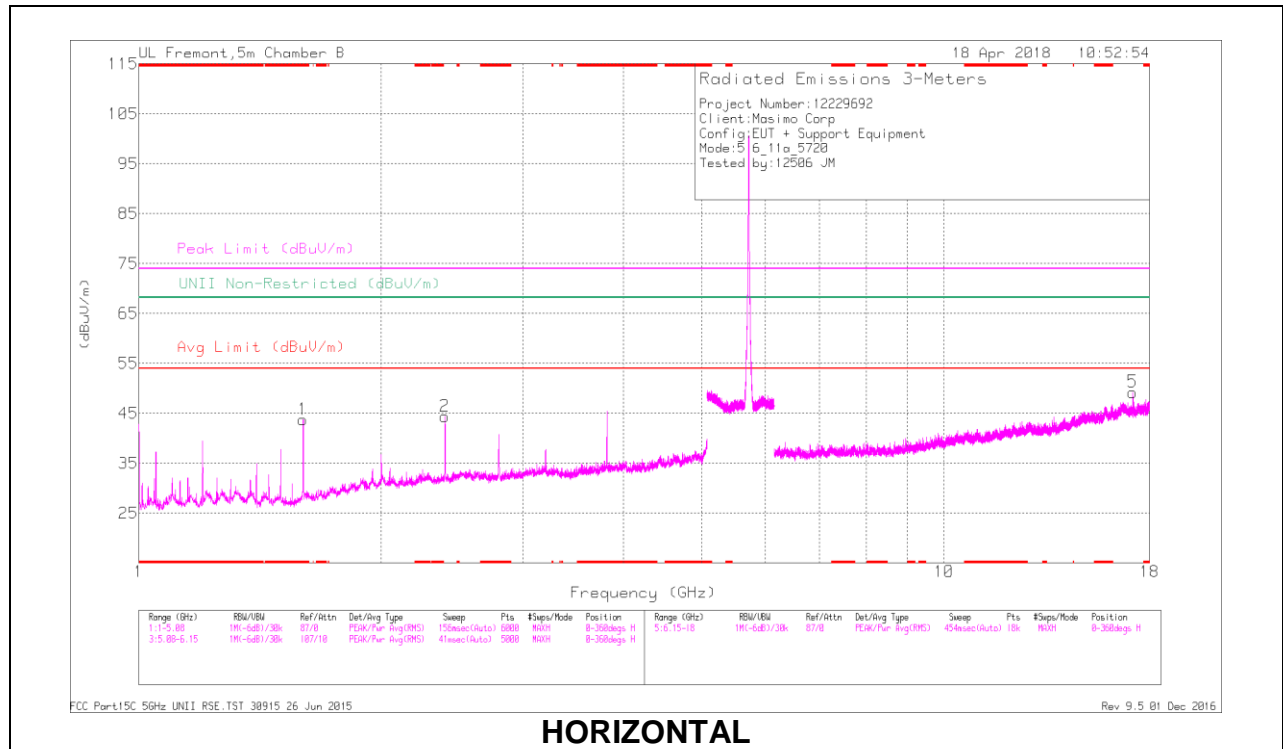
VERTICAL

RADIATED EMISSIONS

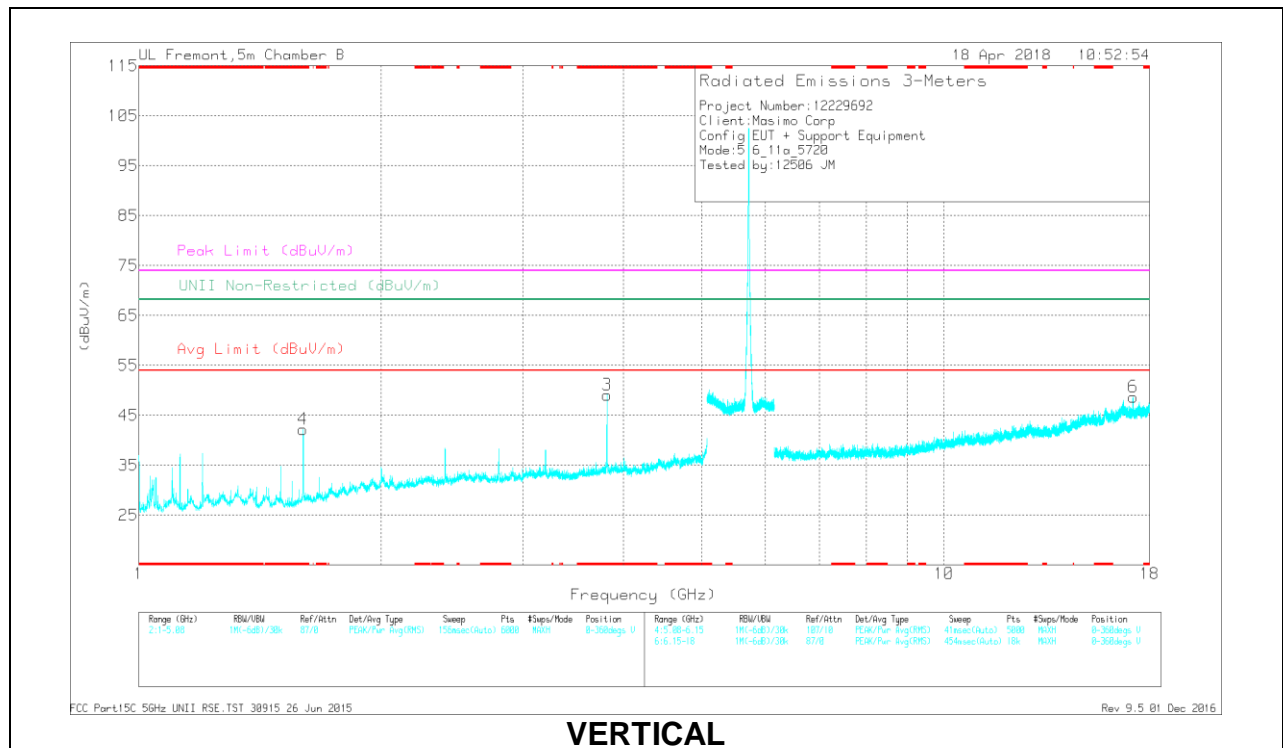
Frequency (GHz)	Meter Reading (dBuV)	Det	AF T863 (dBm)	Amp/Cable/Filter/Pad (dB)	DC Corr (dB)	Corrected Reading (dBuV/m)	Avg Limit (dBuV/m)	Margin (dB)	Peak Limit (dBuV/m)	PK Margin (dB)	UNII Non-Restricted (dBuV/m)	PK Margin (dB)	Azimuth (Degs)	Height (cm)	Polarity
* 1.6	55.76	PK-U	28.3	-33.7	0	50.36	-	-	74	-23.64	-	-	162	104	H
* 1.6	43.48	ADR	28.3	-33.7	.3	38.38	54	-15.62	-	-	-	-	162	104	H
* 3.8	47.99	PK-U	33.6	-31.8	0	49.79	-	-	74	-24.21	-	-	324	253	H
* 3.8	44.48	ADR	33.6	-31.8	.3	46.58	54	-7.42	-	-	-	-	324	253	H
* 3.8	52.8	PK-U	33.6	-31.7	0	54.7	-	-	74	-19.3	-	-	266	228	V
* 3.8	50.18	ADR	33.6	-31.8	.3	52.28	54	-1.72	-	-	-	-	266	228	V
1.913	40.1	PK-U	31	-33.2	0	37.9	-	-	-	-	68.2	-30.3	3	315	H
2.4	50.94	PK-U	32	-33.1	0	49.84	-	-	-	-	68.2	-18.36	46	169	H
17.101	36.9	PK-U	41.9	-21.9	0	56.9	-	-	-	-	68.2	-11.3	340	197	V

* - indicates frequency in CFR47 Pt 15 / IC RSS-Restricted Band
 PK-U - U-NII: Maximum Peak
 ADR - U-NII AD primary method, RMS average

CHANNEL 144 RESULTS



HORIZONTAL



VERTICAL

RADIATED EMISSIONS

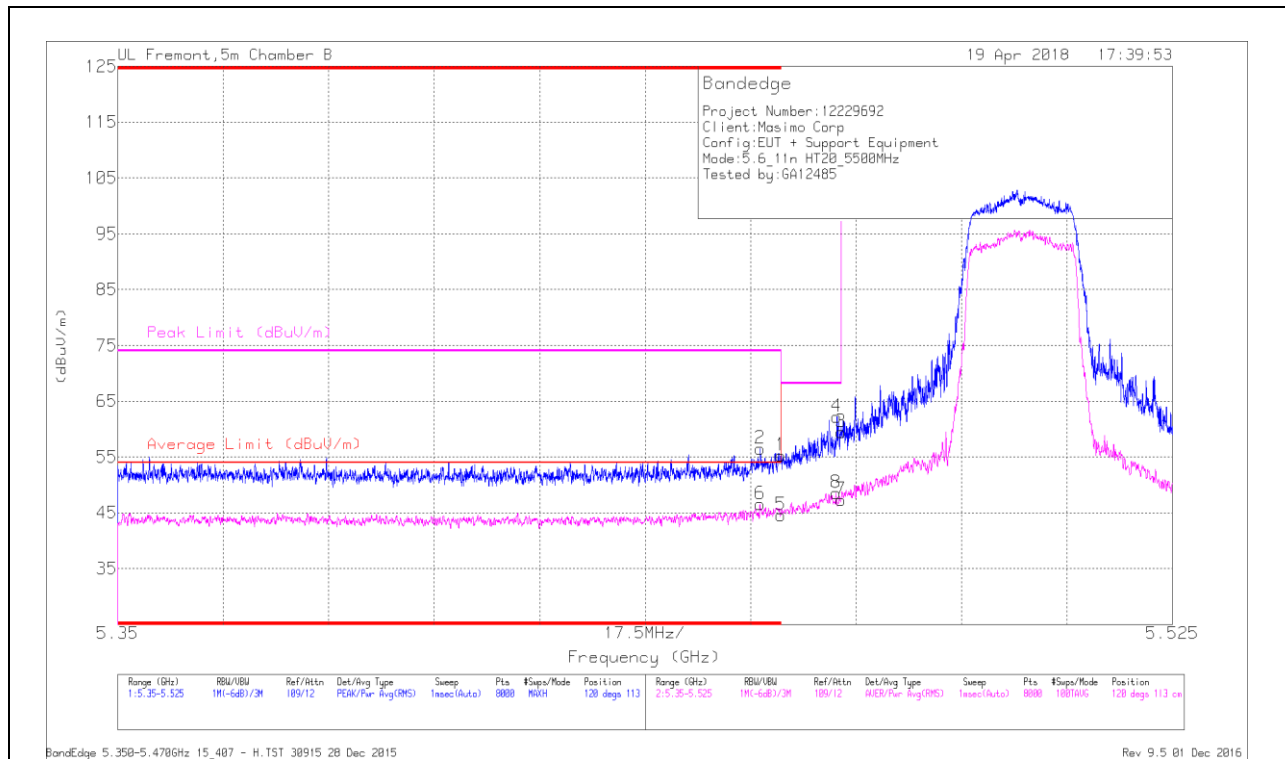
Frequency (GHz)	Meas Reading (dBuV)	Det	AF T863 (dBm)	Amp/Cable/Pad (dB)	DC Corr (dB)	Corrected Reading (dBuV/m)	Avg Limit (dBuV/m)	Margin (dB)	Peak Limit (dBuV/m)	PK Margin (dB)	UNII Non-Restricted (dBuV/m)	PK Margin (dB)	Azimuth (Degs)	Height (cm)	Polarity
* 1.6	54.61	PK-U	28.3	-33.7	0	49.21	-	-	74	-24.79	-	-	163	159	H
* 1.6	42.15	ADR	28.3	-33.7	.3	37.05	54	-16.95	-	-	-	-	163	159	H
* 3.813	51.94	PK-U	33.5	-31.9	0	53.54	-	-	74	-20.46	-	-	265	229	V
* 3.813	49.11	ADR	33.5	-31.9	.3	51.01	54	-2.99	-	-	-	-	265	229	V
* 1.6	52.59	PK-U	28.3	-33.7	0	47.19	-	-	74	-26.81	-	-	60	400	V
* 1.6	39.85	ADR	28.3	-33.7	.3	34.75	54	-19.25	-	-	-	-	60	400	V
2.4	49.82	PK-U	32	-33.1	0	48.72	-	-	-	-	68.2	-19.48	108	114	H
17.157	38.09	PK-U	41.7	-21.7	0	58.09	-	-	-	-	68.2	-10.11	302	177	H
17.164	37.67	PK-U	41.7	-21.6	0	57.97	-	-	-	-	68.2	-10.23	339	203	V

* - indicates frequency in CFR47 Pt 15 / IC RSS-Restricted Band
 PK-U - U-NII: Maximum Peak
 ADR - U-NII AD primary method, RMS average

9.1.8. TX ABOVE 1 GHz 802.11n HT20 MODE IN THE 5.6 GHz BAND

BANDEDGE (LOW CHANNEL)

HORIZONTAL RESULT



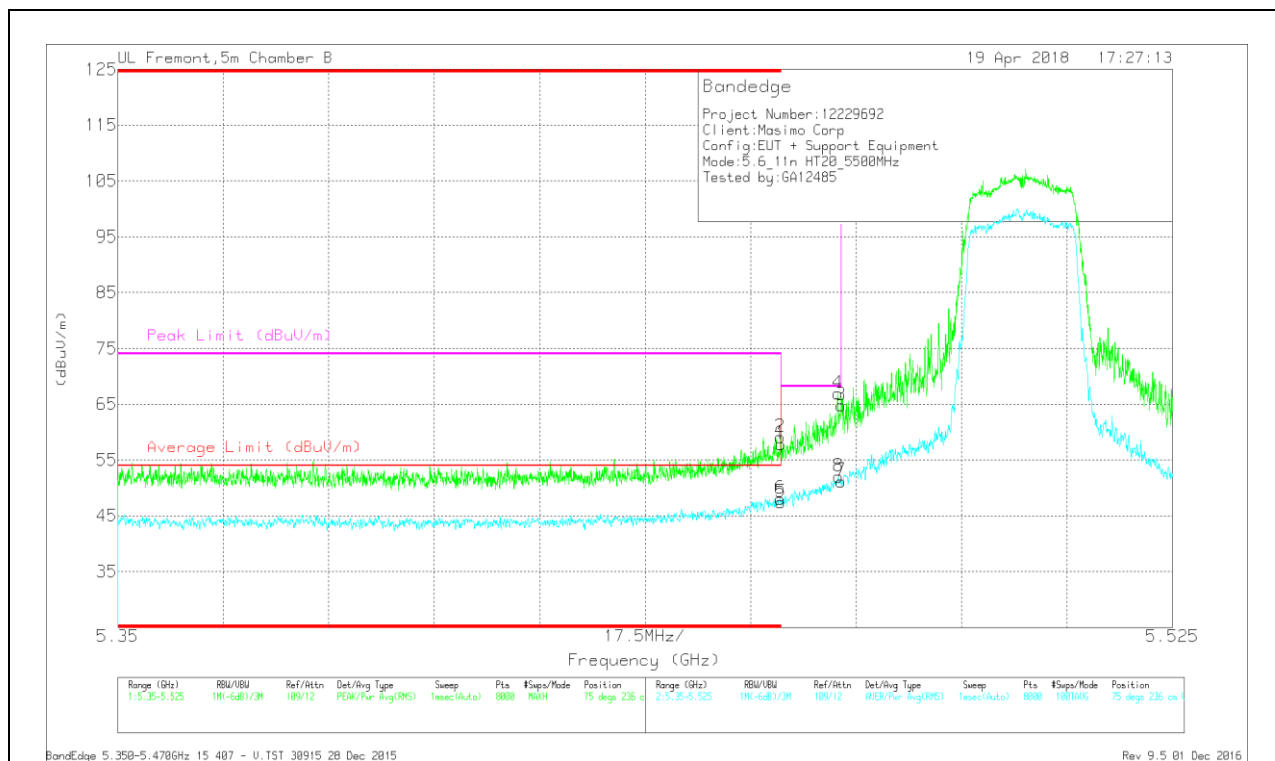
Marker	Frequency (GHz)	Meter Reading (dBuV)	Det	AF T863 (dB/m)	Amp/Chl/Fitr/Pad (dB)	DC Corr (dB)	Corrected Reading (dBuV/m)	Average Limit (dBuV/m)	Margin (dB)	Peak Limit (dBuV/m)	PK Margin (dB)	Azimuth (Degs)	Height (cm)	Polarity
1	* 5.46	39.84	Pk	35.2	-19.6	0	55.24	-	-	74	-18.76	120	113	H
2	* 5.457	40.83	Pk	35.2	-19.5	0	56.53	-	-	74	-17.47	120	113	H
5	* 5.46	28.64	RMS	35.2	-19.6	.32	44.56	54	-9.44	-	-	120	113	H
6	* 5.457	30.55	RMS	35.2	-19.5	.32	46.57	54	-7.43	-	-	120	113	H
4	5.469	46.72	Pk	35.2	-19.7	0	62.22	-	-	68.2	-5.98	120	113	H
8	5.469	32.78	RMS	35.2	-19.7	.32	48.6	-	-	-	-	120	113	H
3	5.47	43.84	Pk	35.2	-19.6	0	59.44	-	-	68.2	-8.76	120	113	H
7	5.47	31.44	RMS	35.2	-19.6	.32	47.36	-	-	-	-	120	113	H

* - indicates frequency in CFR47 Pt 15 / IC RSS-Restricted Band

Pk - Peak detector

RMS - RMS detection

VERTICAL RESULT

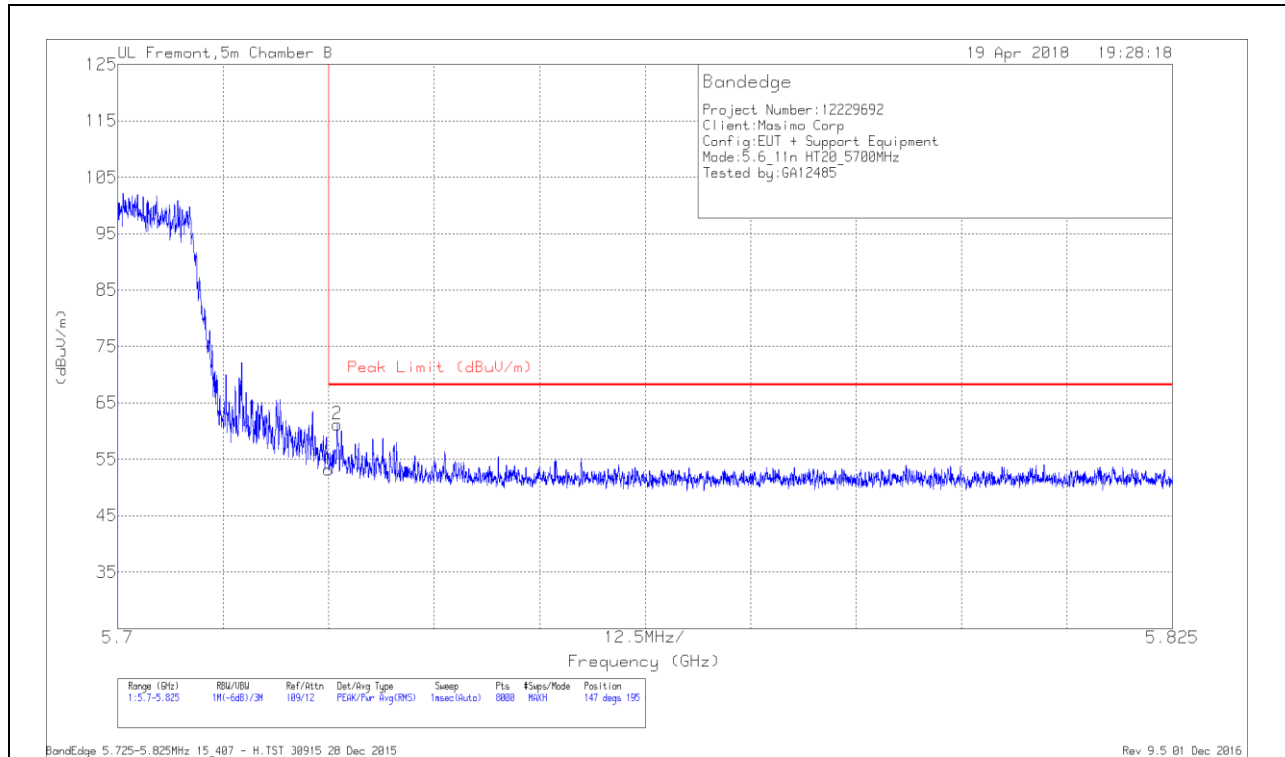


Marker	Frequency (GHz)	Meter Reading (dBuV)	Det	AF T863 (dB/m)	Amp/Cb/Filt/Pad (dB)	DC Corr (dB)	Corrected Reading (dBuV/m)	Average Limit (dBuV/m)	Margin (dB)	Peak Limit (dBuV/m)	PK Margin (dB)	Azimuth (Degs)	Height (cm)	Polarity
1	* 5.46	42.28	Pk	35.2	-19.6	0	57.88	-	-	74	-16.12	75	236	V
2	* 5.46	43.53	Pk	35.2	-19.6	0	59.13	-	-	74	-14.87	75	236	V
5	* 5.46	31.5	RMS	35.2	-19.6	.32	47.42	54	-6.58	-	-	75	236	V
6	* 5.46	32.18	RMS	35.2	-19.6	.32	48.1	54	-5.9	-	-	75	236	V
4	5.469	51.45	Pk	35.2	-19.7	0	66.95	-	-	68.2	-1.25	75	236	V
3	5.47	49.23	Pk	35.2	-19.6	0	64.83	-	-	68.2	-3.37	75	236	V
7	5.47	35.3	RMS	35.2	-19.6	.32	51.22	-	-	-	-	75	236	V
8	5.47	36.22	RMS	35.2	-19.7	.32	52.04	-	-	-	-	75	236	V

* - indicates frequency in CFR47 Pt 15 / IC RSS-Restricted Band
 Pk - Peak detector
 RMS - RMS detection

BANDEDGE (HIGH CHANNEL)

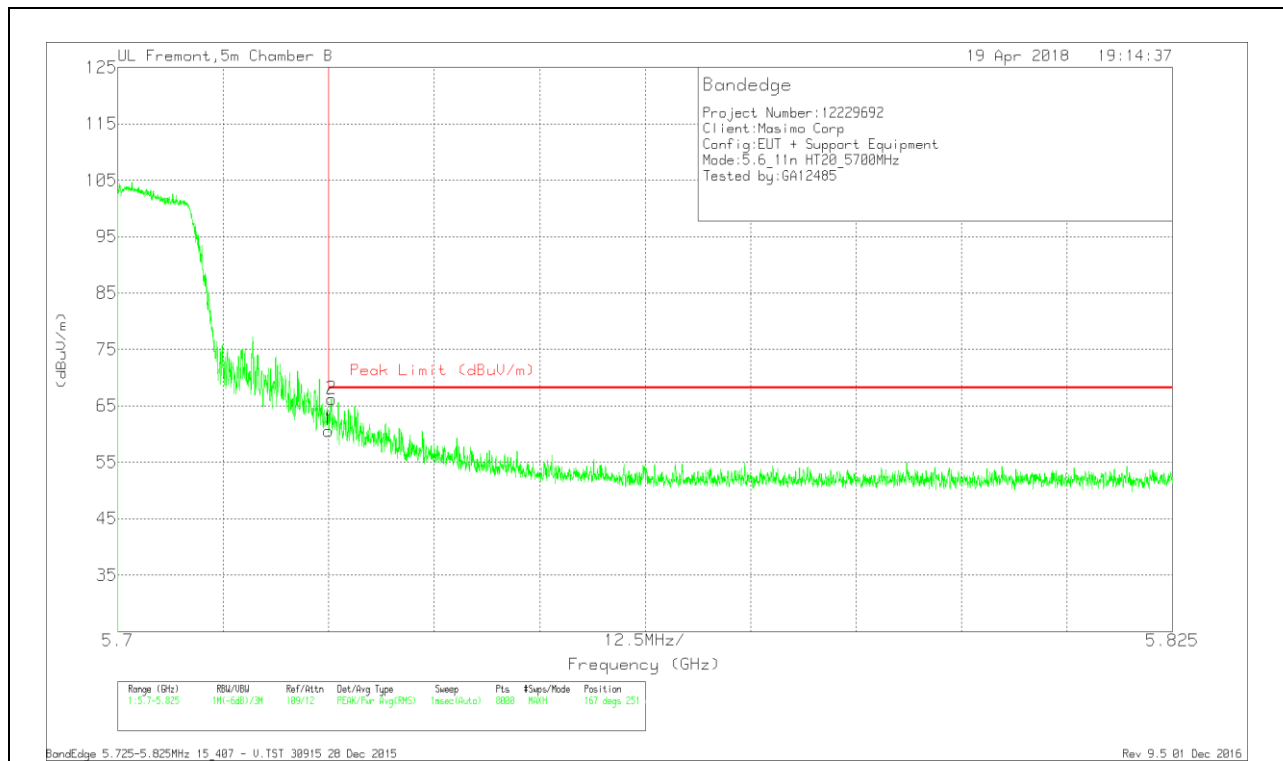
HORIZONTAL RESULT



Marker	Frequency (GHz)	Meter Reading (dBuV)	Det	AF T863 (dB/m)	Amp/Cb/Filt/P ad (dB)	DC Corr (dB)	Corrected Reading (dBuV/m)	Peak Limit (dBuV/m)	PK Margin (dB)	Azimuth (Degs)	Height (cm)	Polarity
1	5.725	38.19	Pk	35	-20	0	53.19	68.2	-15.01	147	195	H
2	5.726	46.29	Pk	35	-20.1	0	61.19	68.2	-7.01	147	195	H

Pk - Peak detector

VERTICAL RESULT

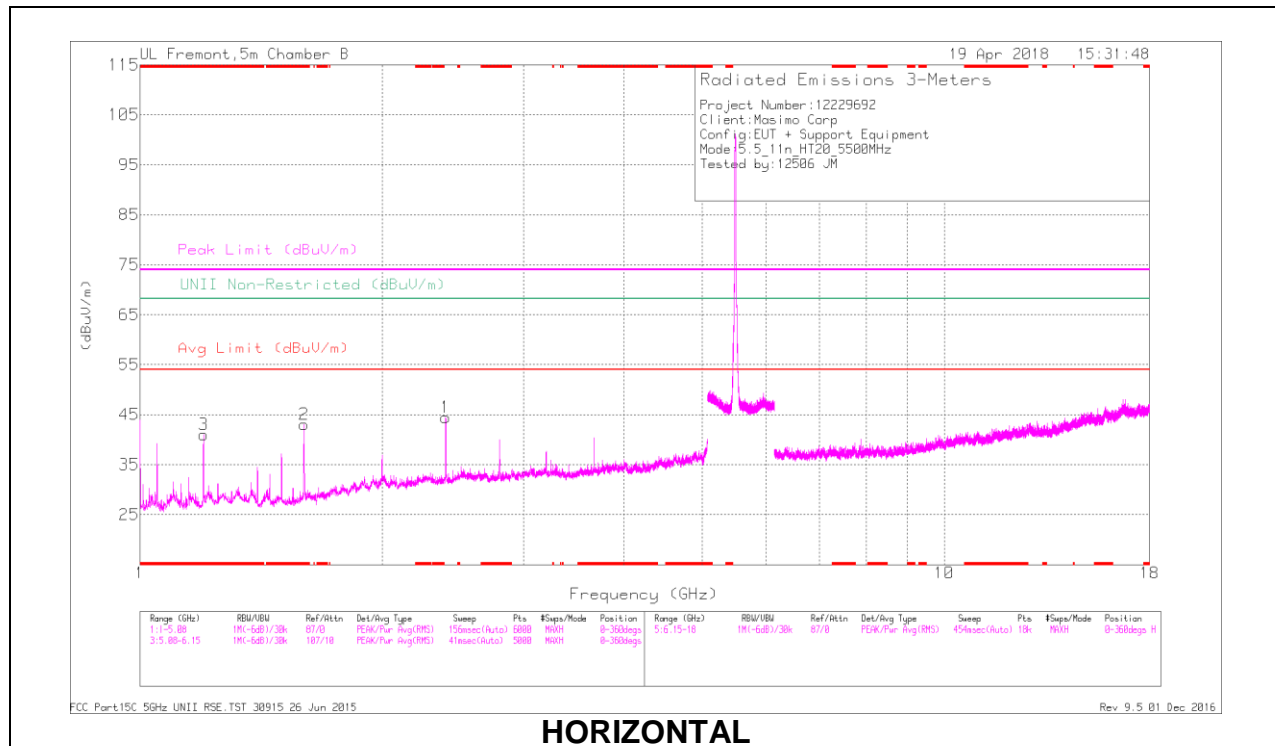


Marker	Frequency (GHz)	Meter Reading (dBuV)	Det	AF T863 (dB/m)	Amp/Cb/Filtr/P ad (dB)	DC Corr (dB)	Corrected Reading (dBuV/m)	Peak Limit (dBuV/m)	PK Margin (dB)	Azimuth (Degs)	Height (cm)	Polarity
1	5.725	45.62	Pk	35	-20	0	60.62	68.2	-7.58	167	251	V
2	5.725	51.23	Pk	35	-20	0	66.23	68.2	-1.97	167	251	V

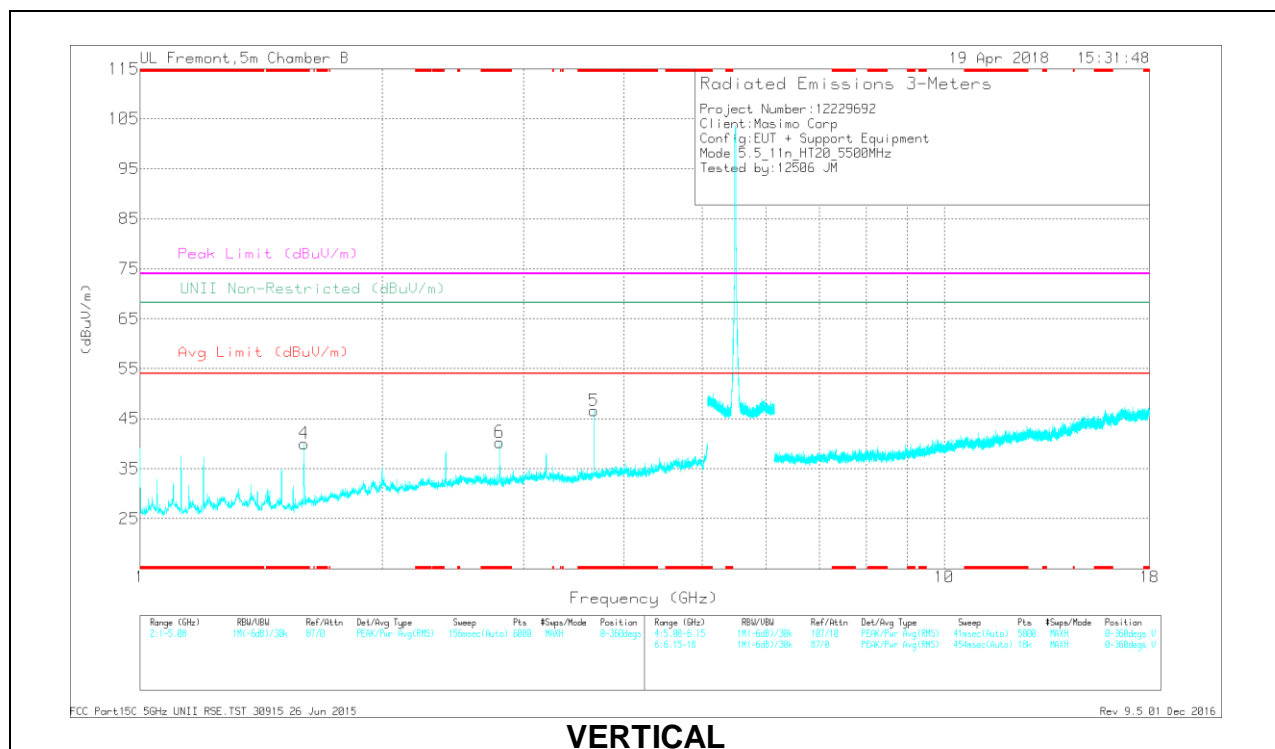
Pk - Peak detector

HARMONICS AND SPURIOUS EMISSIONS

LOW CHANNEL RESULTS



HORIZONTAL



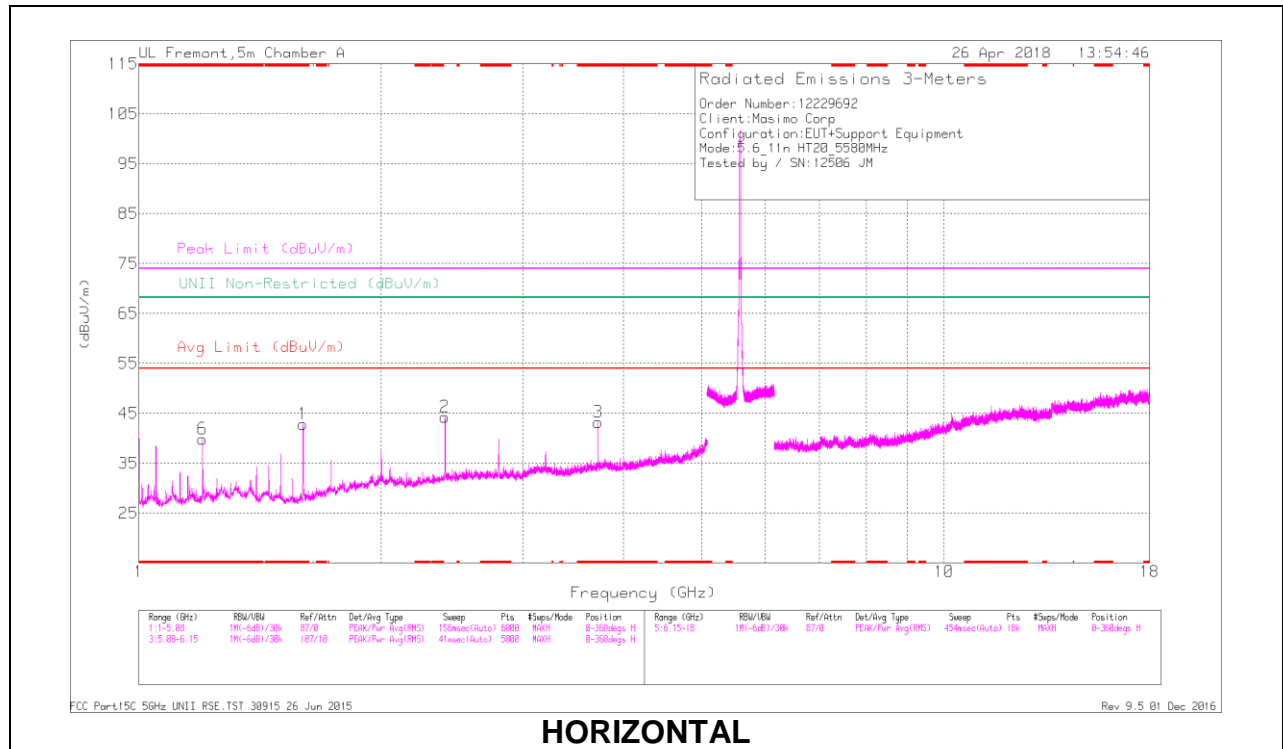
VERTICAL

RADIATED EMISSIONS

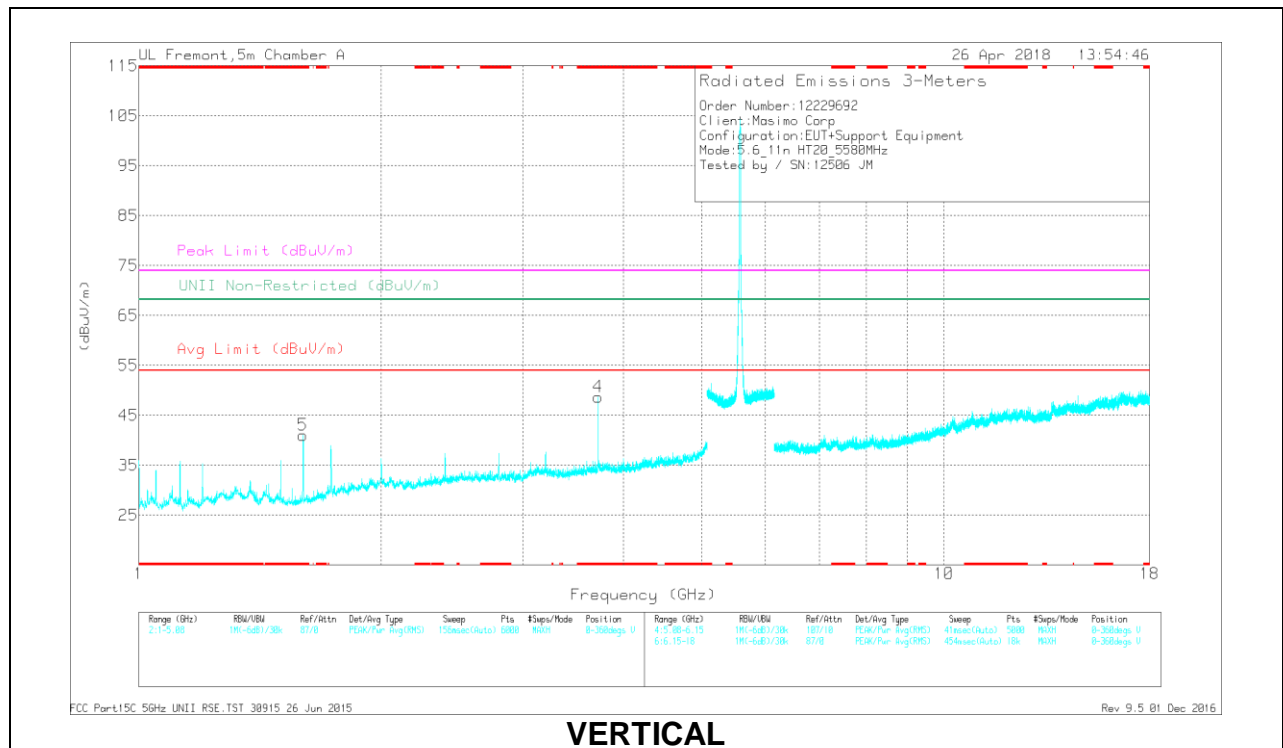
Frequency (GHz)	Meas Reading (dBuV)	Det	AF T863 (dBm)	Amp/Cab/Fltr/Pad (dB)	DC Corr (dB)	Corrected Reading (dBuV/m)	Avg Limit (dBuV/m)	Margin (dB)	Peak Limit (dBuV/m)	PK Margin (dB)	UNII Non-Restricted (dBuV/m)	PK Margin (dB)	Azimuth (Degs)	Height (cm)	Polarity
* 1.6	53.69	PK-U	28.3	-33.7	0	48.29	-	-	74	-25.71	-	-	255	140	H
* 1.6	41	ADR	28.3	-33.7	.32	35.32	54	-18.08	-	-	-	-	255	140	H
* 1.2	50.54	PK-U	28	-34.7	0	43.84	-	-	74	-30.16	-	-	155	105	H
* 1.2	45.62	ADR	28	-34.7	.32	39.24	54	-14.76	-	-	-	-	155	105	H
* 1.6	52.03	PK-U	28.3	-33.7	0	46.63	-	-	74	-27.37	-	-	224	245	V
* 1.6	39.86	ADR	28.3	-33.7	.32	34.78	54	-19.22	-	-	-	-	224	245	V
* 3.667	48.54	PK-U	33.2	-31.6	0	50.14	-	-	74	-23.86	-	-	93	114	V
* 3.667	45.42	ADR	33.2	-31.6	.32	47.34	54	-6.66	-	-	-	-	93	114	V
* 2.8	45.65	PK-U	32.4	-32.8	0	45.45	-	-	74	-28.55	-	-	327	130	V
* 2.8	35.71	ADR	32.4	-32.8	.32	36.63	54	-17.37	-	-	-	-	327	130	V
2.4	48.96	PK-U	32	-33.1	0	47.86	-	-	-	-	68.2	-20.34	281	230	H

* - indicates frequency in CFR47 Pt 15 / IC RSS-Restricted Band
 PK-U - U-NII: Maximum Peak
 ADR - U-NII AD primary method, RMS average

MID CHANNEL RESULTS



HORIZONTAL



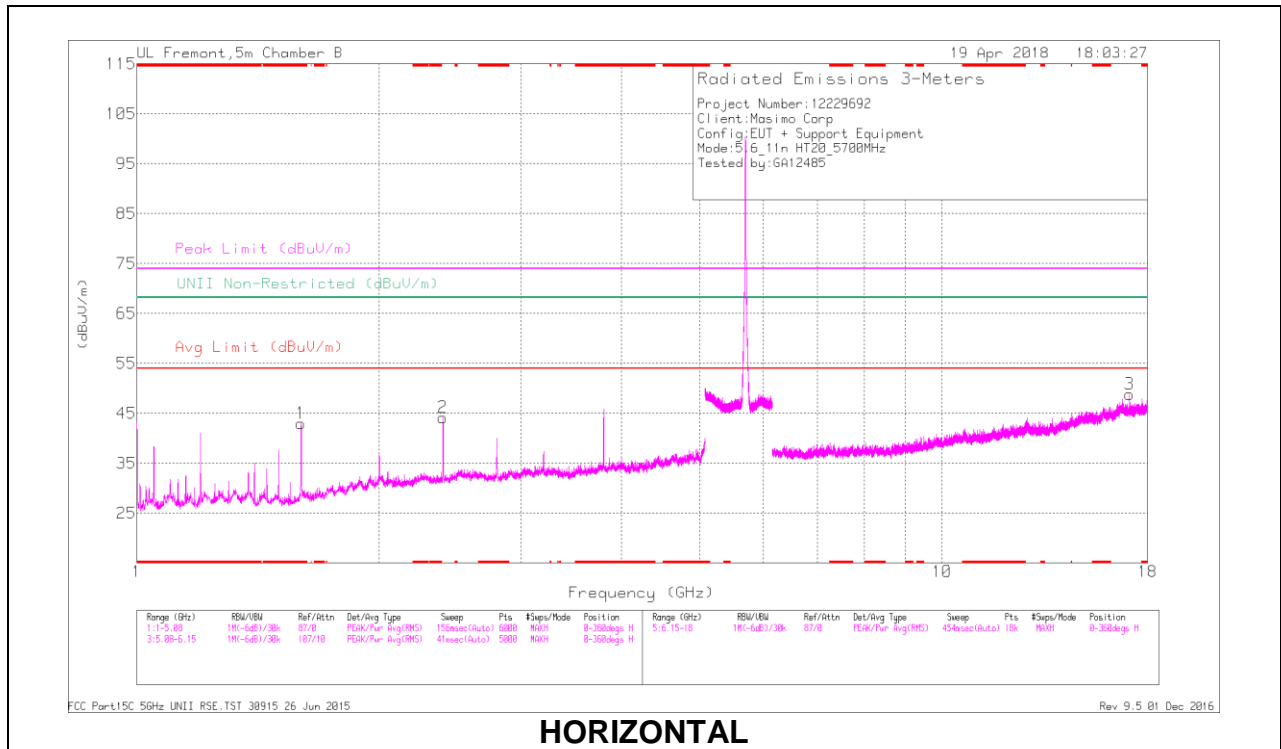
VERTICAL

RADIATED EMISSIONS

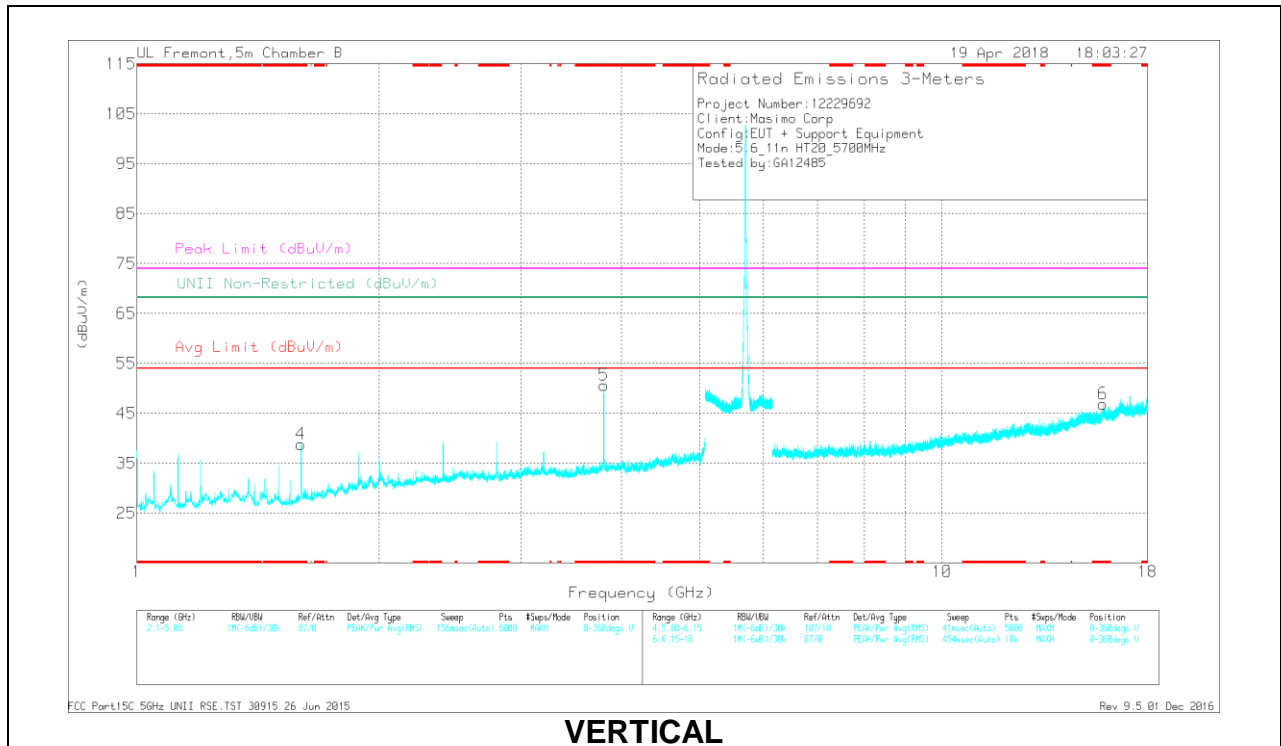
Frequency (GHz)	Meas Reading (dBuV)	Det	AF T862 (dBm)	Amp/Cable/Filter/Pad (dB)	DC Corr (dB)	Corrected Reading (dBuV/m)	Avg Limit (dBuV/m)	Margin (dB)	Peak Limit (dBuV/m)	PK Margin (dB)	UNII Non-Restricted (dBuV/m)	PK Margin (dB)	Azimuth (Degs)	Height (cm)	Polarity
* 1.6	53.18	PK-U	28.2	-31.8	0	49.58	-	-	74	-24.42	-	-	168	113	H
* 1.6	40.9	ADR	28.2	-31.8	.32	37.62	54	-16.38	-	-	-	-	168	113	H
* 3.72	42.56	PK-U	33.1	-28.9	0	46.76	-	-	74	-27.24	-	-	250	145	H
* 3.72	38.07	ADR	33.1	-28.9	.32	42.59	54	-11.41	-	-	-	-	250	145	H
* 1.2	48.62	PK-U	28.2	-32.5	0	44.32	-	-	74	-29.68	-	-	78	139	H
* 1.2	43.04	ADR	28.2	-32.5	.32	39.06	54	-14.94	-	-	-	-	78	139	H
* 3.72	46.59	PK-U	33.1	-28.9	0	50.79	-	-	74	-23.21	-	-	5	115	V
* 3.72	43.42	ADR	33.1	-28.9	.32	47.94	54	-6.06	-	-	-	-	5	115	V
* 1.6	51.13	PK-U	28.2	-31.8	0	47.53	-	-	74	-26.47	-	-	147	227	V
* 1.6	38.74	ADR	28.2	-31.8	.32	35.46	54	-18.54	-	-	-	-	147	227	V
2.4	44.78	PK-U	31.8	-30.3	0	46.28	-	-	-	-	68.2	-21.92	89	127	H

* - indicates frequency in CFR47 Pt 15 / IC RSS-Restricted Band
 PK-U - U-NII: Maximum Peak
 ADR - U-NII AD primary method, RMS average

HIGH CHANNEL RESULTS



HORIZONTAL



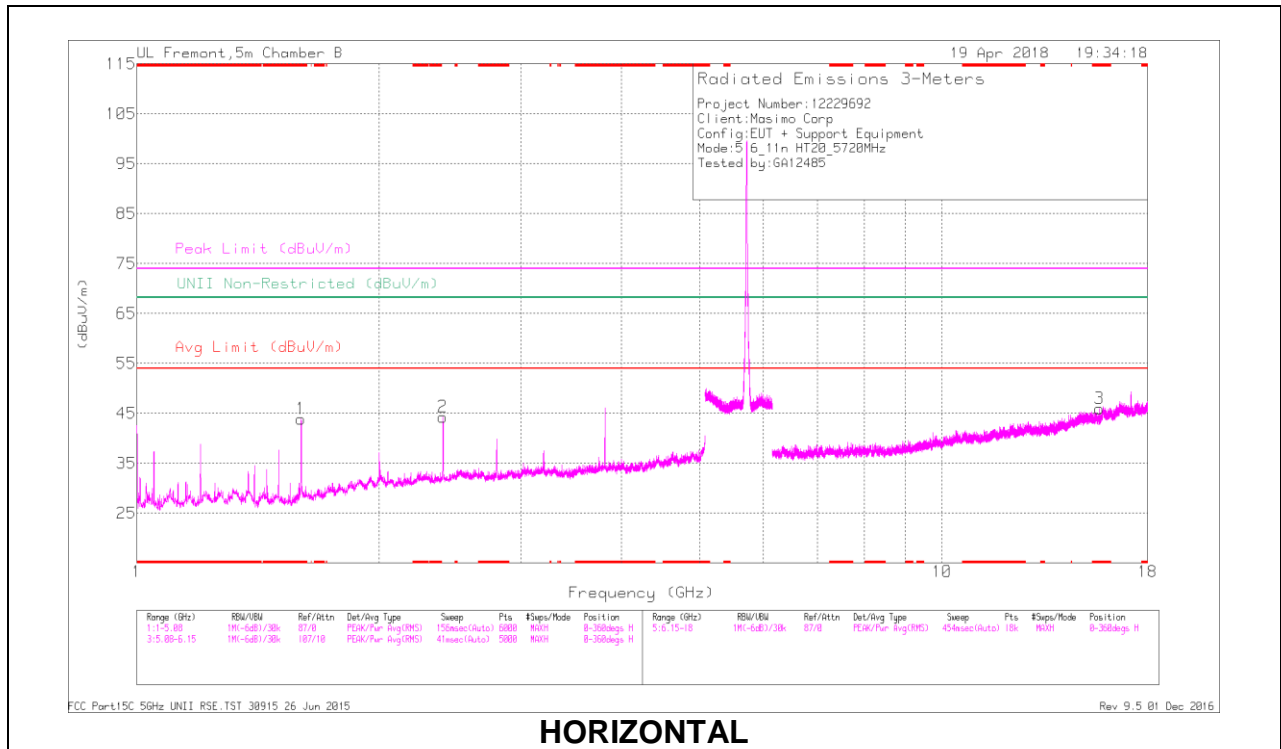
VERTICAL

RADIATED EMISSIONS

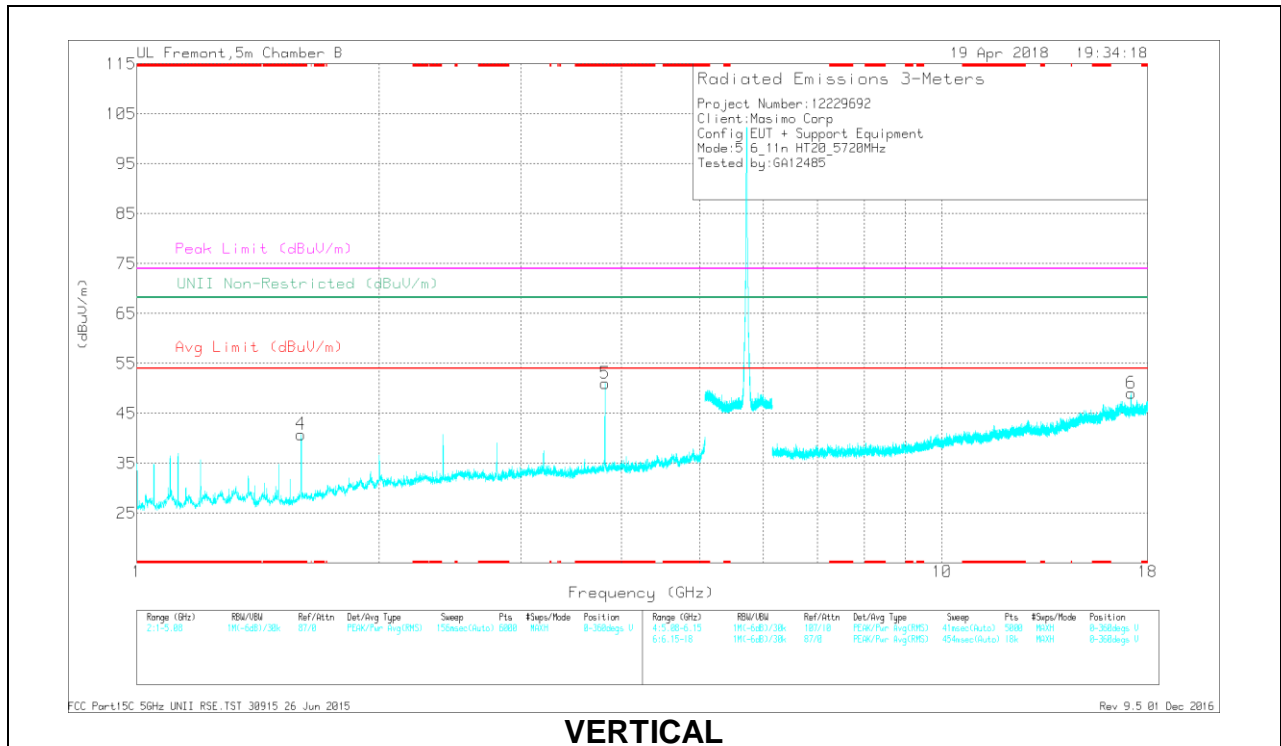
Marker	Frequency (MHz)	Meas Reading (dBuV)	Det	AF T863 (dBm)	Amp/Clamp/Fltr/Pad (dB)	DC Corr (dB)	Corrected Reading (dBuV/m)	Avg Limit (dBuV/m)	Margin (dB)	Peak Limit (dBuV/m)	PK Margin (dB)	UNII Non-Restricted (dBuV/m)	PK Margin (dB)	Azimuth (Degs)	Height (cm)	Polarity
1	* 1.6	54.54	PK-U	28.3	-33.7	0	49.14	-	-	74	-24.86	-	-	335	134	H
	* 1.6	42.18	ADR	28.3	-33.7	32	37.1	54	-16.9	-	-	-	-	335	134	H
4	* 1.6	50.52	PK-U	28.3	-33.7	0	45.12	-	-	74	-28.88	-	-	97	143	V
	* 1.6	39.32	ADR	28.3	-33.7	32	34.24	54	-19.76	-	-	-	-	97	143	V
5	* 3.8	51.72	PK-U	33.6	-31.8	0	53.52	-	-	74	-20.48	-	-	75	233	V
	* 3.8	49.12	ADR	33.6	-31.8	32	51.24	54	-2.76	-	-	-	-	75	233	V
6	* 15.839	32	PK-U	41	-20.3	0	52.7	-	-	74	-21.3	-	-	325	303	V
	* 15.836	20.47	ADR	41	-20.5	32	41.29	54	-12.71	-	-	-	-	325	303	V
2	2.4	50.06	PK-U	32	-33.1	0	48.96	-	-	-	-	68.2	-19.24	289	169	H
3	17.102	37.97	PK-U	41.9	-21.9	0	57.97	-	-	-	-	68.2	-10.23	118	170	H

* - indicates frequency in CFR47 Pt 15 / IC RSS-Restricted Band
 PK-U - U-NII: Maximum Peak
 ADR - U-NII AD primary method, RMS average

CHANNEL 144 RESULTS



HORIZONTAL



VERTICAL

RADIATED EMISSIONS

Marker	Frequency (MHz)	Meas Reading (dBuV)	Det	AF T863 (dBm)	Amp/Clamp/Fltr/Pad (dB)	DC Corr (dB)	Corrected Reading (dBuV/m)	Avg Limit (dBuV/m)	Margin (dB)	Peak Limit (dBuV/m)	PK Margin (dB)	UNII Non-Restricted (dBuV/m)	PK Margin (dB)	Azimuth (Degs)	Height (cm)	Polarity
1	* 1.599	55.31	PK-U	28.3	-33.7	0	49.91	-	-	74	-24.09	-	-	353	126	H
	* 1.6	43.57	ADR	28.3	-33.7	32	38.49	54	-15.51	-	-	-	-	353	126	H
4	* 1.599	52.39	PK-U	28.3	-33.7	0	46.99	-	-	74	-27.01	-	-	232	282	V
	* 1.6	40.03	ADR	28.3	-33.7	32	34.95	54	-19.05	-	-	-	-	232	282	V
5	* 3.813	52.31	PK-U	33.5	-31.9	0	53.91	-	-	74	-20.09	-	-	75	231	V
	* 3.813	49.5	ADR	33.5	-31.9	32	51.42	54	-2.58	-	-	-	-	75	231	V
3	* 15.693	32.23	PK-U	40.8	-22.6	0	50.43	-	-	74	-23.57	-	-	154	122	H
	* 15.693	21.02	ADR	40.8	-22.6	32	39.54	54	-14.46	-	-	-	-	154	122	H
2	2.4	50.39	PK-U	32	-33.2	0	49.19	-	-	-	-	68.2	-19.01	214	178	H
6	17.166	38.35	PK-U	41.7	-21.6	0	58.45	-	-	-	-	68.2	-9.75	166	216	V

* - indicates frequency in CFR47 Pt 15 / IC RSS-Restricted Band

PK-U - U-NII: Maximum Peak

ADR - U-NII AD primary method, RMS average