



**Presta™ WLAN**  
**Embedded Antenna**  
2.4/4.9/5.2/5.8 GHz (802.11 a/b/g/n + Japan)



**KEY BENEFITS**

**DESIGN ADVANTAGES**

**Quicker Time-to-Market**

- By optimizing antenna size, performance and emissions, customer and regulatory specifications are more easily met.

**Greater Flexibility**

- Ethertronics' first-in-class IMD technology enables you to develop concept designs that are more advanced and that deliver superior performance in reception-critical applications.
- Multiple cable lengths to fit a variety of devices.

**RoHS Compliant**

- Ethertronics' antennas are fully compliant with the European RoHS Directive 2002/95/EC.

Ethertronics' Presta series of Isolated Magnetic Dipole™ (IMD) trace antennas address the challenges facing today's product designers. IMD's high performance and isolation characteristics offer better connectivity and minimal interference.

IMD antennas can be used in a variety of devices:

- Notebook Computers
- Access Points
- WiFi enabled Televisions & Monitors

**END USER ADVANTAGES**

**Unique Form Factors Support Advanced Industrial Designs**

- Smaller, more efficient IMD embedded antennas break through restrictive design rules and provide new freedom in component placement.

**Superior Range & Signal Strength**

- Better antenna function means longer range and greater sensitivity to critically precise signals—delivering greater customer satisfaction while building brand loyalty.

**TECHNOLOGY ADVANTAGES**



**Stays in Tune**

IMD antenna technology provides superior RF field containment, resulting in less interaction with surrounding components. Ethertronics IMD antennas **resist de-tuning**; providing a robust radio link regardless of the usage position.

Presta WLAN antennas use patented IMD technology in a trace configuration to provide high performance. IMD antennas requires a smaller design keep-out area, carry lower program development risk which yields a quicker time-to-market, without sacrificing RF performance.

**SERVICE AND SUPPORT**

**Extensive RF Experience**

- Our WLAN antennas are supported by documentation, and when needed, by the expertise of RF engineers who have integrated hundreds of antenna designs into wireless devices.

**Global Operations & Design Support**

- Ethertronics' global operations supports an integrated network of design centers that can take projects from concept to production.

**PRODUCT: WLAN a/b/g/n + Japan - P/N 9000129 & 9000130**

**Ethertronics' Internal (Embedded) Antenna Specifications.**  
 Below are the typical specs for a WLAN application.

**Electrical Specification**

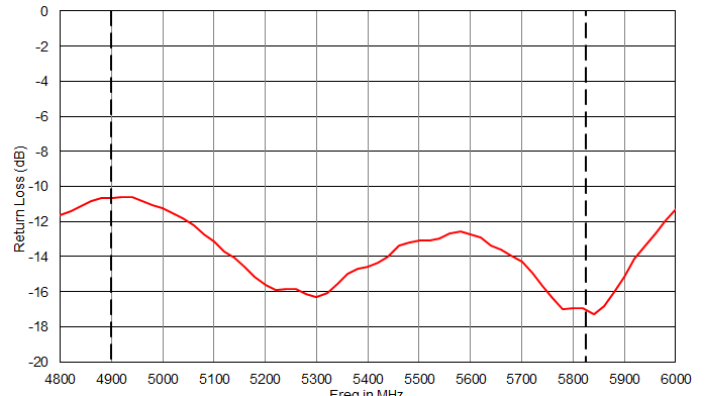
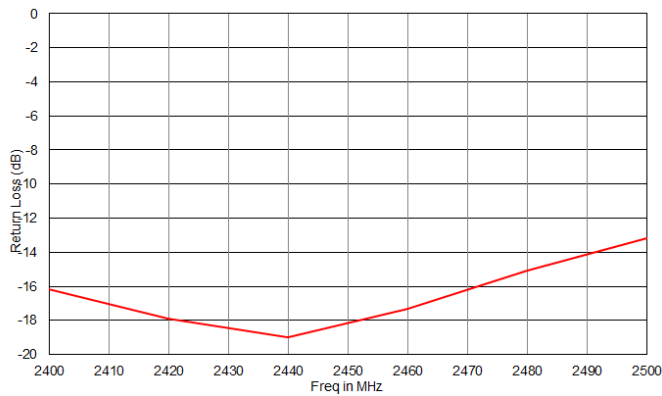
Typical Characteristics  
 (In reference device housing made of PC/ABS plastic)

WLAN a/b/g/n + Japan Antenna (GHz)	2.390-2.490 b, g	4.900-5.100 Japan	5.150-5.350 a	5.35-5.90 a
Peak Gain in dBi	2.0	4.0	5.0	6.0
Efficiency	65%	72%	72%	65%
Return Loss in dB	< -10.0	< -10.0	< -10.0	< -10.0
Feed Point Impedance	50 Ω unbalanced (other if required)			

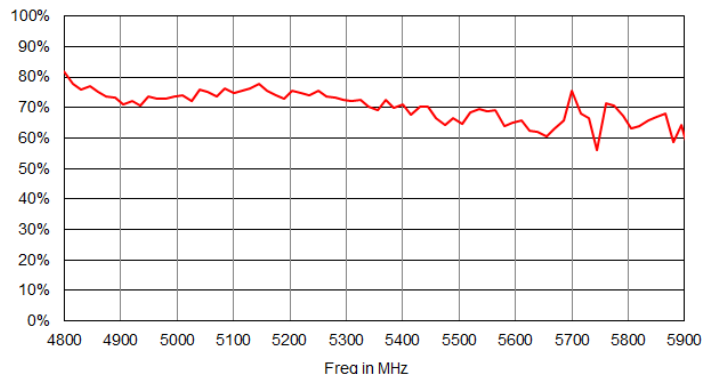
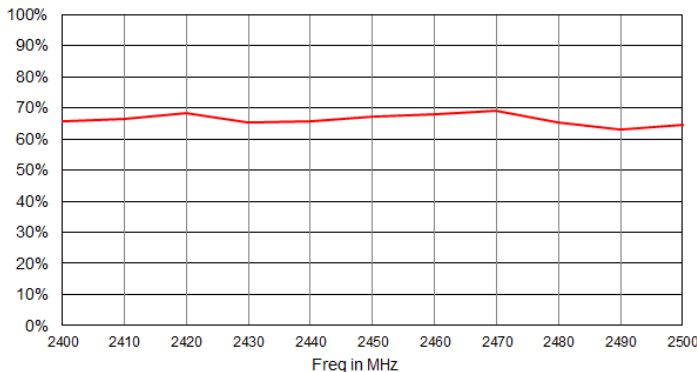
**Mechanical Specification**

Dimensions	42.0 x 8.0 x 0.8 mm
Weight	0.4 g
Cable / Connector	U.fl Connector, 1.13mm diameter coaxial cable.
Cable Length	100mm cable
Main Antenna Substrate	P/N 9000129: Based on PCB substrate P/N 9000130: Based on FPC substrate

**Return Loss in dB**



**Efficiency in %**



**ETHERTRONICS**

5501 Oberlin Drive, Suite 100, San Diego, CA. 92121, USA [www.ethertronics.com](http://www.ethertronics.com)  
 Tel +(1) 858.550.3820 | fax +(1) 858.550.3821 | contact: [info@ethertronics.com](mailto:info@ethertronics.com)

Ethertronics' Internal (Embedded) Antenna Specifications.  
 Below are the typical specs for a WLAN application.

