



## 12. SETUP PHOTOS

### ANTENNA PORT AND AC LINE CONDUCTED SETUP




**RF ANTENNA PORT CONDUCTED**




**AC LINE CONDUCTED (FRONT)**

**AC LINE CONDUCTED (BACK)**

**RADIATED RF MEASUREMENT SETUP**



**BELOW 30 MHz (FRONT)**



**BELOW 30 MHz (BACK)**




**BELOW 1GHz (FRONT)**



**BELOW 1GHz (BACK)**





**ABOVE 1GHz (FRONT)**



**ABOVE 1GHz (BACK)**

**ORIENTATIONS**



**END OF REPORT**