




**Photograph 1. Conducted Emissions, Test Setup**



**Photograph 2. Radiated Emissions, Test Setup**






**Photograph 3. Conducted Emissions, 15.207(a), Test Setup, 2.4 GHz**



**Photograph 4. Conducted Emissions, 15.207(a), Test Setup, 5 GHz**




**Photograph 5. Peak Power Output, Test Setup, 2.4 GHz**




**Photograph 6. Peak Power Output, Test Setup, 5 GHz**







**Photograph 7. Radiated Spurious Emissions, Test Setup, 30 MHz – 1 GHz, 2.4 GHz**




**Photograph 8. Radiated Spurious Emissions, Test Setup, Above 1 GHz, 2.4 GHz**



**Photograph 9. Radiated Spurious Emissions, Test Setup, 30 MHz – 1 GHz, 5 GHz**




**Photograph 10. Radiated Spurious Emissions, Test Setup, Above 1 GHz, 5 GHz**



**Photograph 11. Radiated Spurious Emissions, Test Setup, 5 GHz**





**Photograph 12. Conducted Spurious Emissions, Test Setup**