



MET Laboratories, Inc. *Safety Certification - EMI - Telecom Environmental Simulation*

914 WEST PATAPSCO AVENUE • BALTIMORE, MARYLAND 21230-3432 • PHONE (410) 354-3300 • FAX (410) 354-3313

33439 WESTERN AVENUE • UNION CITY, CALIFORNIA 94587 • PHONE (510) 489-6300 • FAX (510) 489-6372

3162 BELICK STREET • SANTA CLARA, CALIFORNIA 95054 • PHONE (408) 748-3585 • FAX (510) 489-6372

September 7, 2010

Rajant Corporation
400 E. King Street
Malvern, PA 19355

Dear Keith Sullivan,

Enclosed is the EMC Wireless test report for compliance testing of the Rajant Corporation, Model LX3-2454 (4.9 GHz radio), tested to the requirements of Title 47 of the Code of Federal Regulations (CFR), Part 90 Subpart Y for Land Mobile Radio Services and RSS-111, Issue 3, June 2009.

Thank you for using the services of MET Laboratories, Inc. If you have any questions regarding these results or if MET can be of further service to you, please feel free to contact me.

Sincerely yours,
MET LABORATORIES, INC.

Jennifer Warnell
Documentation Department

Reference: (\\Rajant Corporation\\EMC29797-FCC90Y)

Certificates and reports shall not be reproduced except in full, without the written permission of MET Laboratories, Inc.



MET Laboratories, Inc. *Safety Certification - EMI - Telecom Environmental Simulation*

914 WEST PATAPSCO AVENUE • BALTIMORE, MARYLAND 21230-3432 • PHONE (410) 354-3300 • FAX (410) 354-3313

33439 WESTERN AVENUE • UNION CITY, CALIFORNIA 94587 • PHONE (510) 489-6300 • FAX (510) 489-6372

3162 BELICK STREET • SANTA CLARA, CALIFORNIA 95054 • PHONE (408) 748-3585 • FAX (510) 489-6372

Electromagnetic Compatibility Criteria Test Report

For the

**Rajant Corporation
Model LX3-2454**

Tested under

**The FCC Verification Rules
Contained in Title 47 of the CFR, Part 90, Subpart Y
for Private Land Mobile Radio Services
and
RSS-111, Issue 3, June 2009**

MET Report: EMC29797-FCC90Y

September 7, 2010

**Prepared For:
Rajant Corporation
400 E. King Street
Malvern, PA 19355**

**Prepared By:
MET Laboratories, Inc.
914 W. Patapsco Ave.
Baltimore, MD 21230**

Electromagnetic Compatibility Criteria Test Report

For the

**Rajant Corporation
Model LX3-2454**

Tested under

**The FCC Verification Rules
Contained in Title 47 of the CFR, Part 90, Subpart Y
for Private Land Mobile Radio Services
and
RSS-111, Issue 3, June 2009**

MET Report: EMC29797-FCC90Y



Len Knight, Project Engineer
Electromagnetic Compatibility Lab



Jennifer Warnell
Documentation Department

Engineering Statement: The measurements shown in this report were made in accordance with the procedures indicated, and the emissions from this equipment were found to be within the limits applicable. I assume full responsibility for the accuracy and completeness of these measurements, and for the qualifications of all persons taking them. It is further stated that upon the basis of the measurements made, the equipment tested is / is not capable of operation in accordance with the requirements of Part 90, Subpart Y of the FCC Rules and Industry Canada standard RSS-111, Issue 3, June 2009 under normal use and maintenance.



Shawn McMillen,
Wireless Manager, Electromagnetic Compatibility Lab

Report Status Sheet

Revision	Report Date	Reason for Revision
Ø	September 7, 2010	Initial Issue.

Table of Contents

1. Executive Summary	1
1.1. Testing Summary	2
2. Equipment Configuration.....	3
2.1. Overview	4
2.2. Test Site	5
2.3. Description of Test Sample	5
2.4. Equipment Configuration	5
2.5. Support Equipment	6
2.6. Ports and Cabling Information	7
2.7. Method of Monitoring EUT Operation	10
2.8. Modifications	11
2.8.1. Modifications to EUT	11
2.8.2. Modifications to Test Standard	11
2.9. Disposition of EUT	11
3. Electromagnetic Compatibility Criteria for Intentional Radiators	12
3.1. Peak Power Output.....	14
4. Electromagnetic Compatibility Occupied Bandwidth Requirements.....	15
4.1. Occupied Bandwidth (Emission Masks)	15
5. Electromagnetic Compatibility Spurious Emissions at Antenna Terminal Requirements	16
5.1. Spurious Emissions at Antenna Terminals.....	16
6. Electromagnetic Compatibility Radiated Emissions Requirements	17
6.1. Radiated Emissions (Substitution Method).....	17
7. Electromagnetic Compatibility Frequency Stability Requirements	18
7.1. Frequency Stability	18
8. Certification Label & User's Manual Information	19
8.1. Verification Information	20
8.2. Label and User's Manual Information	24

All references to section numbers are taken directly from the standard/specification used. Only sections requiring testing or evaluation are included.

List of Tables

Table 1. Equipment Configuration	5
Table 2. Support Equipment.....	6
Table 3. Ports and Cabling Information	7

List of Figures

Figure 1. Block Diagram of Test Configuration, Ports	8
Figure 2. Block Diagram of Test Configuration, Cabling	9
Figure 3. Block Diagram of Test Configuration, Antennas.....	10

List of Terms and Abbreviations

AC	Alternating Current
ACF	Antenna Correction Factor
Cal	Calibration
<i>d</i>	Measurement Distance
dB	Decibels
dB_μA	Decibels above one microamp
dB_μV	Decibels above one microvolt
dB_μA/m	Decibels above one microamp per meter
dB_μV/m	Decibels above one microvolt per meter
DC	Direct Current
E	Electric Field
DSL	Digital Subscriber Line
ESD	Electrostatic Discharge
EUT	Equipment Under Test
<i>f</i>	Frequency
FCC	Federal Communications Commission
GRP	Ground Reference Plane
H	Magnetic Field
HCP	Horizontal Coupling Plane
Hz	Hertz
IEC	International Electrotechnical Commission
kHz	kilohertz
kPa	kilopascal
kV	kilovolt
LISN	Line Impedance Stabilization Network
MHz	Megahertz
μH	microhenry
μ	microfarad
μs	microseconds
NEBS	Network Equipment-Building System
PRF	Pulse Repetition Frequency
RF	Radio Frequency
RMS	Root-Mean-Square
TWT	Traveling Wave Tube
V/m	Volts per meter
VCP	Vertical Coupling Plane

Executive Summary

1. Testing Summary

These tests were conducted on a sample of the equipment for the purpose of demonstrating compliance with Part 90, Subpart Y. All tests were conducted using measurement procedure ANSI TIA/EIA-603-A-2004.

Title 47 of the CFR, Part 90, Subpart Y, and FCC 04-265 Reference and Test Description	RSS-111, Issue 3, June 2009 Reference	Conformance			Comments
		Yes	No	N/A	
		<i>Yes - Equipment complies with the Requirement</i> <i>No - Equipment does not comply with the Requirement</i> <i>N/A - Not applicable to the equipment under tests</i>			
2.1046; 90.1215(a) Peak Power Output	RSS-111, Section 5.3	✓			Refer to FCC ID: SWX-SR4 and IC: 6545A-SR4.
2.1046; 90.1215(a) Peak Power Spectral Density	RSS-111, Section 4.2	✓			Refer to FCC ID: SWX-SR4 and IC: 6545A-SR4.
2.1047(a) Modulation Characteristics	N/A			✓	EUT is non-voice, data only.
2.1049; 90.210(M) Occupied Bandwidth (Emission Mask)	RSS-111, Section 5.3	✓			Refer to FCC ID: SWX-SR4 and IC: 6545A-SR4.
2.1051; 90.210(M) Spurious Emissions at Antenna Terminals	RSS-111, Section 5.4	✓			Refer to FCC ID: SWX-SR4 and IC: 6545A-SR4.
2.1053; 90.210(M) Radiated Spurious Emissions	RSS-111, Section 5.4	✓			Refer to FCC ID: SWX-SR4 and IC: 6545A-SR4.
2.1055(a) (1); 90.213 Frequency Stability over Temperature Variations	RSS-111, Section 5.2	✓			Refer to FCC ID: SWX-SR4 and IC: 6545A-SR4.
2.1055(d) (2) Frequency Stability over Voltage Variations	RSS-111, Section 5.2	✓			Refer to FCC ID: SWX-SR4 and IC: 6545A-SR4.

Equipment Configuration

2. Equipment Configuration

2.1. Overview

MET Laboratories, Inc. was contracted by Rajant Corporation to perform testing on the Model LX3-2454 under quote number 1RAJ1208.

This document describes the test setups, test methods, required test equipment, and the test limit criteria used to perform compliance testing of the Rajant Corporation., Model LX3-2454.

An EMC evaluation to determine compliance of the TB 4.9 with the requirements of Part 90, Subpart Y, was conducted. (All references are to the most current version of Title 47 of the Code of Federal Regulations in effect). In accordance with §2.1033, the following data is presented in support of the Certification of the TB4.9. Rajant Corporation should retain a copy of this document and it should be kept on file for at least five years after the manufacturing of the EUT has been **permanently** discontinued. The results obtained relate only to the item(s) tested.

Model(s) Tested:	Model LX3-2454	
Model(s) Covered:	Model LX3-2454	
EUT Specifications:	Primary Power: 120 VAC, 60 Hz	
	FCC ID: VJA-LX3-2454	
	IC: 7382A-LX32454	
	Type of Modulations:	DSSS, BPSK, QPSK, CCK, OFDM, QAM
	Emission Designators:	5M0W7D, 10M0W7D, 20M0W7D
	Peak Output Power:	0.25, 0.82, 1.8 Watts
	Equipment Code:	TNB
	EUT Frequency Ranges:	4942.5-4987.8, 4945-4985, 4950-4980 MHz
Analysis:	The results obtained relate only to the item(s) tested.	
Environmental Test Conditions:	Temperature (15-35° C):	
	Relative Humidity (30-60%):	
	Barometric Pressure (860-1060 mbar):	
Evaluated by:	Len Knight	
Report Date(s):	September 7, 2010	

2.2. Test Site

All testing was performed at MET Laboratories, Inc., 914 W. Patapsco Ave., Baltimore, MD 21230. All equipment used in making physical determinations is accurate and bears recent traceability to the National Institute of Standards and Technology.

Radiated Emissions measurements were performed in a semi-anechoic chamber (equivalent to an Open Area Test Site). In accordance with §2.948(a)(3), a complete site description is contained at MET Laboratories.

2.3. Description of Test Sample

The Rajant Corporation Model LX3-2454, Equipment Under Test (EUT), is a portable networking device that supports wired and wireless routing, and 802.11a/b/g access point/bridging/meshing functionality as well as a 4.9 GHz radio. It can be powered from external batteries or an external AC/DC power supply.

2.4. Equipment Configuration

All cards, racks, etc., incorporated as part of the EUT is included in the following list.

Ref. ID	Name / Description	Model Number	Part Number	Serial Number	Revision
4	BreadCrumb LX3	LX3-2454	N/A	N/A	N/A

Table 1. Equipment Configuration

2.5. Support Equipment

Rajant Corporation supplied support equipment necessary for the operation and testing of the Model LX3-2454. All support equipment supplied is listed in the following Support Equipment List.

Ref. ID	Name / Description	Manufacturer	Model Number
5	Laptop	IBM	Thinkpad
6	5dBi Omni Antenna, 2.4GHz, Type-N	Pacific Wireless	OD24M-5
7	5dBi Omni Antenna, 900MHz, Type-N	Pacific Wireless	ODN9-5
8	6dBi Omni Antenna 4.9 GHz, Type-N	Terrawave	T49060O10006
9	6dBi Omni Antenna, 5GHz, Type-N	Terrawave	T58060O10006
10	AC/DC Adapter 48Vdc PoE injector	Cincon	TR-60A
11	DC-DC Vehicular 24Vdc PoE Injector	Rajant Corp.	VHDC24
12	USB Memory Stick	N/A	N/A
13	Cat5 Ethernet Cable	N/A	N/A
14	Cat5 Shielded, Ethernet Cable, UV Stabilized	N/A	N/A
15	Cat5 Ethernet Cable	N/A	N/A
16	Lead Acid Battery	N/A	N/A

Table 2. Support Equipment

2.6. Ports and Cabling Information

Ref. ID	Port Name on EUT	Cable Description	Qty.	Length (m)	Shielded (Y/N)	Termination Point
17	USB Port	USB Token	1	N/A	N	Item 17 (USB connector)
18	Power and ETH0 Port	RJ45 Cat5 (Item 14)	1	N/A	N	Item 18 (Eth0 Port)
19	ETH1 Port	RJ45 Cat5 (Item 15)	1	N/A	N	Item 19 (Eth1 Port)
20	RF Port – Bottom (2.4Ghz)	5dBi 2.4Ghz omni antenna	1	N/A	N	Item 20 (Type-N RF conn.)
21	RF Port – Top	Various Frequency Antenna (Items 6,7)	1	N/A	N	Item 21 (Type-N RF conn.)
22	BITE LED	Status Indicator	N/A	N/A	N	N/A
23	Reset/Zeroize Switch	Reset unit settings to default	N/A	N/A	N	N/A
24	RF Port – Top	Various Frequency Antenna (Item 6, 9)	1	N/A	N	Item 24 (Type-N RF conn.)

Table 3. Ports and Cabling Information

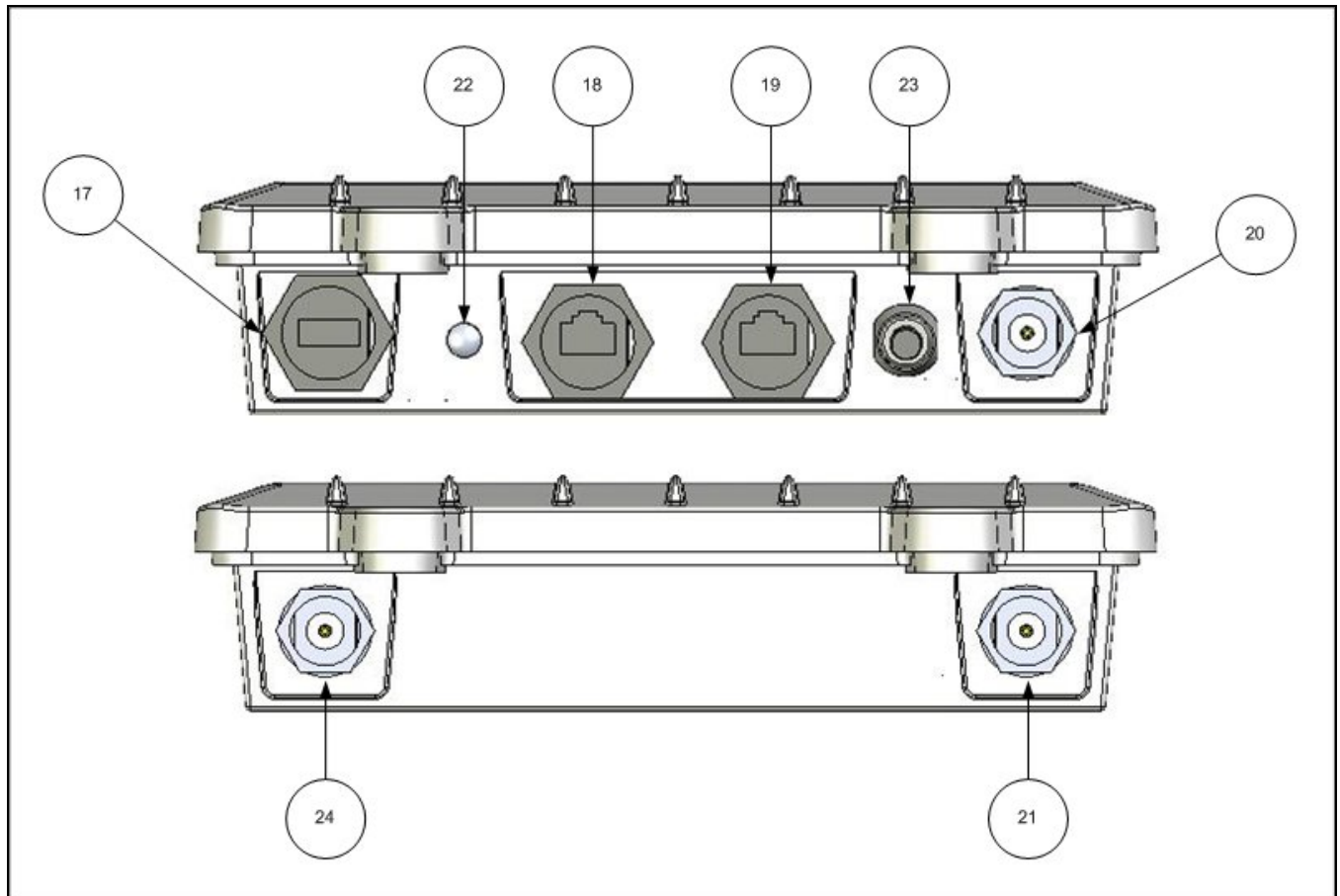


Figure 1. Block Diagram of Test Configuration, Ports

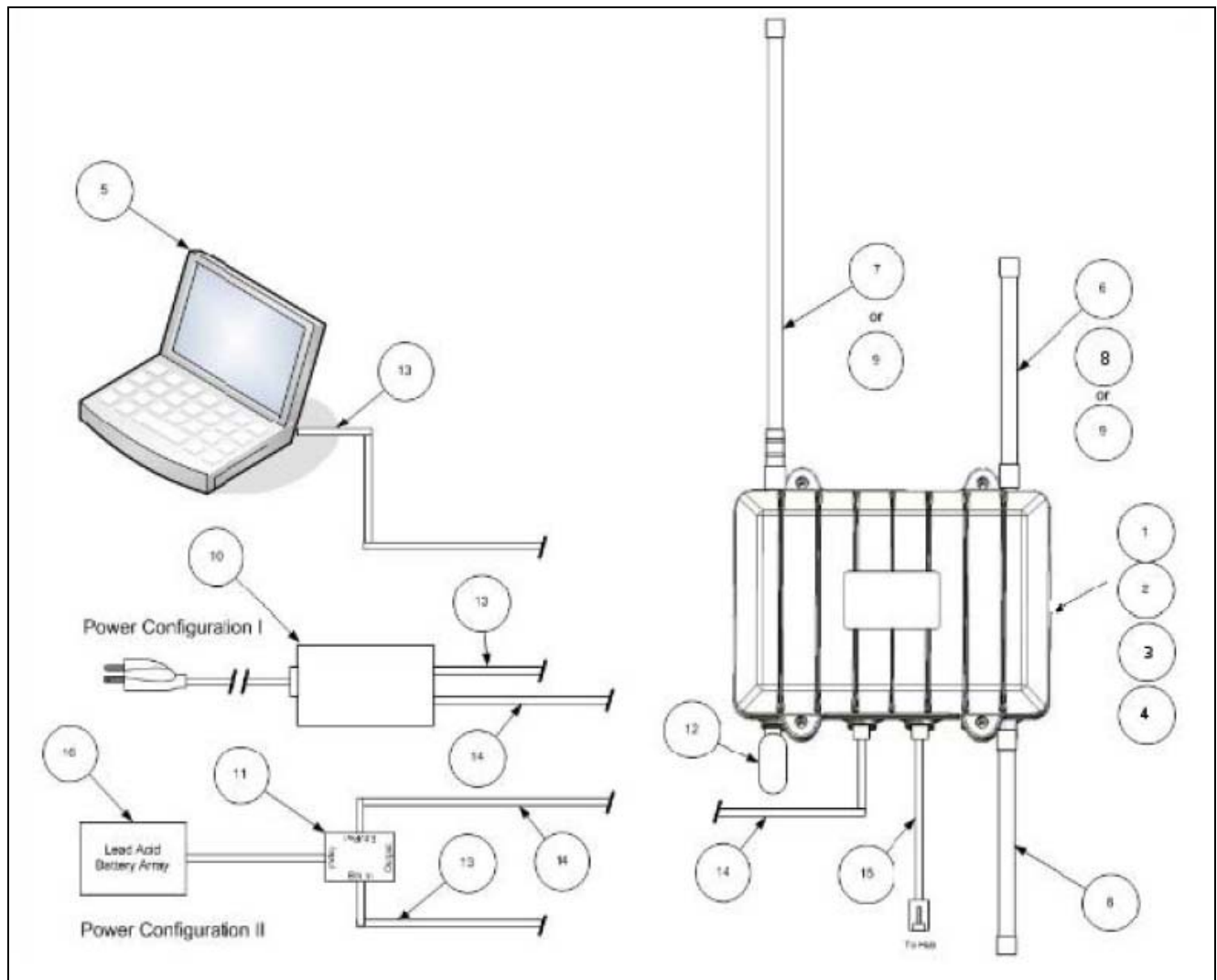


Figure 2. LX3 models (this test report is for the 2454 only)

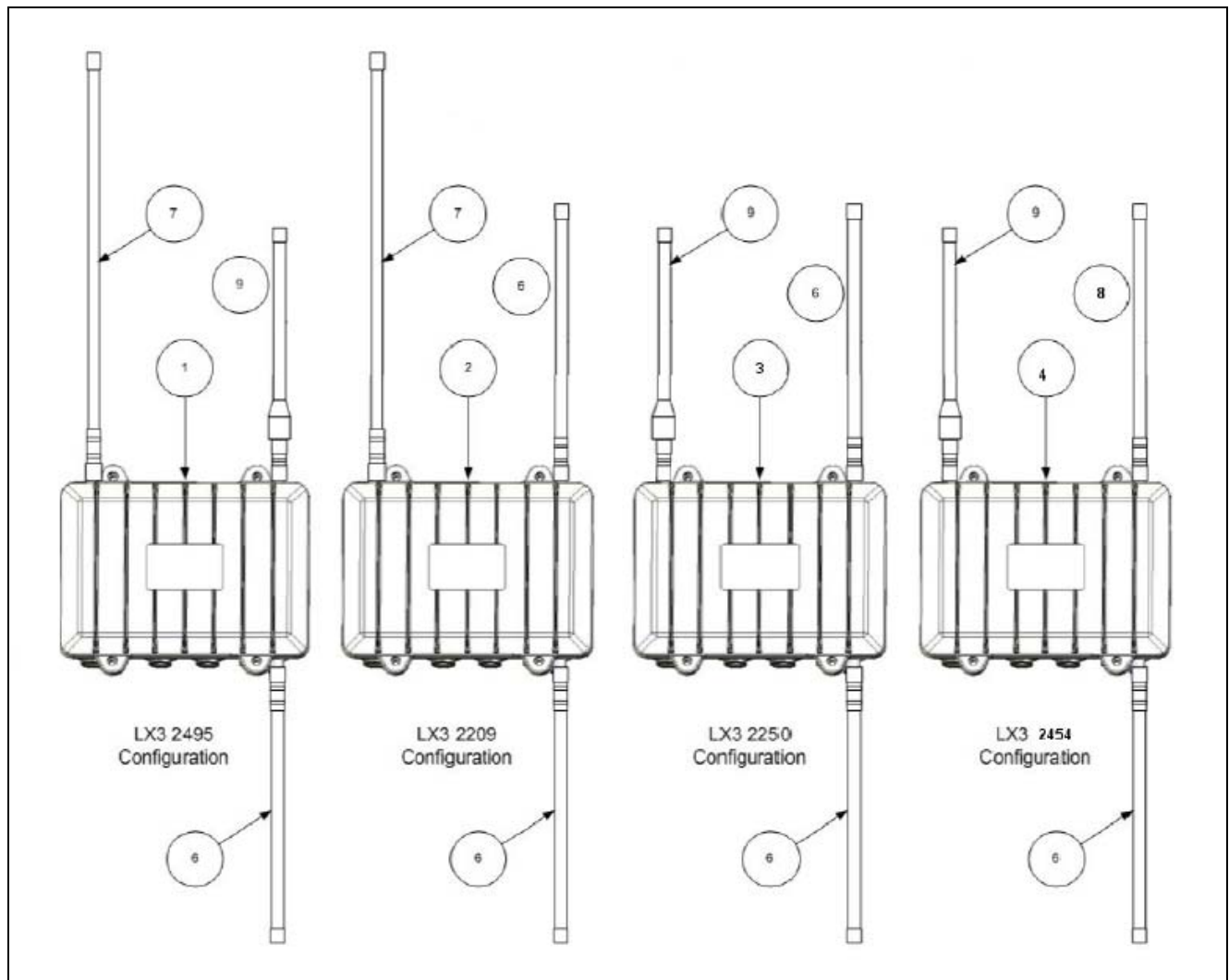


Figure 3. Block Diagram of Test Configuration, Antennas

2.7. Method of Monitoring EUT Operation

The DUT will “report in” to the controlling laptop’s management application indicating that the DUT is still operating and relaying operational conditions.

2.8. Modifications

2.8.1. Modifications to EUT

No modifications were made to the EUT.

2.8.2. Modifications to Test Standard

No modifications were made to the test standard.

2.9. Disposition of EUT

The test sample including all support equipment submitted to the Electro-Magnetic Compatibility Lab for testing was returned to Rajant Corporation upon completion of testing.

III. Electromagnetic Compatibility Criteria for Intentional Radiators

3. Electromagnetic Compatibility RF Power Output Requirements

3.1. RF Power Output

Test Requirement(s): §2.1046 and §90.1215(a) with FCC 04-265

Test Results: Please refer to FCC ID: SWX-SR4 and IC: 6545A-SR4.

3.2. Peak Power Spectral Density

Test Requirement(s): §90.1215(a) with FCC 04-265

Test Results: Please refer to FCC ID: SWX-SR4 and IC: 6545A-SR4.

4. Electromagnetic Compatibility Occupied Bandwidth Requirements

4.1. Occupied Bandwidth (Emission Mask)

Test Requirement(s): §2.1049 and §90.210 (M) with FCC 04-265 (Emissions Mask M)

Test Results: Please refer to FCC ID: SWX-SR4 and IC: 6545A-SR4.

5. Electromagnetic Compatibility Spurious Emissions at Antenna Terminal Requirements

5.1. Spurious Emissions at Antenna Terminals

Test Requirement(s): §2.1051 and §90.210(M) with FCC 04-265

Test Results: Please refer to FCC ID: SWX-SR4 and IC: 6545A-SR4.

Electromagnetic Compatibility Radiated Emissions Requirements

5.2. Radiated Emissions (Substitution Method)

Test Requirement(s): §2.1053 and §90.210

Test Results: Please refer to FCC ID: SWX-SR4 and IC: 6545A-SR4.

6. Electromagnetic Compatibility Frequency Stability Requirements

6.1. Frequency Stability

Test Requirement(s): §2.1055 and §90.213

Test Results: Please refer to FCC ID: SWX-SR4 and IC: 6545A-SR4.

Certification & User's Manual Information

7. Certification Label & User's Manual Information

7.1. Certification Information

The following is extracted from Title 47 of the Code of Federal Regulations, Part 2, Subpart I — Marketing of Radio frequency devices:

§ 2.801 Radio-frequency device defined.

As used in this part, a radio-frequency device is any device which in its operation is capable of Emitting radio-frequency energy by radiation, conduction, or other means. Radio- frequency devices include, but are not limited to:

- (a) The various types of radio communication transmitting devices described throughout this chapter.
- (b) *The incidental, unintentional and intentional radiators defined in Part 15 of this chapter.*
- (c) The industrial, scientific, and medical equipment described in Part 18 of this chapter.
- (d) Any part or component thereof which in use emits radio-frequency energy by radiation, conduction, or other means.

§ 2.803 Marketing of radio frequency devices prior to equipment authorization.

- (a) Except as provided elsewhere in this chapter, no person shall sell or lease, or offer for sale or lease (including advertising for sale or lease), or import, ship or distribute for the purpose of selling or leasing or offering for sale or lease, any radio frequency device unless:
 - (1) In the case of a device subject to certification, such device has been authorized by the Commission in accordance with the rules in this chapter and is properly identified and labeled as required by §2.925 and other relevant sections in this chapter; or
 - (2) In the case of a device that is not required to have a grant of equipment authorization issued by the Commission, but which must comply with the specified technical standards prior to use, such device also complies with all applicable administrative (including verification of the equipment or authorization under a Declaration of Conformity, where required), technical, labeling and identification requirements specified in this chapter.
- (d) Notwithstanding the provisions of paragraph (a) of this section, the offer for sale solely to business, commercial, industrial, scientific or medical users (but not an offer for sale to other parties or to end users located in a residential environment) of a radio frequency device that is in the conceptual, developmental, design or pre-production stage is permitted prior to equipment authorization or, for devices not subject to the equipment authorization requirements, prior to a determination of compliance with the applicable technical requirements *provided* that the prospective buyer is advised in writing at the time of the offer for sale that the equipment is subject to the FCC rules and that the equipment will comply with the appropriate rules before delivery to the buyer or to centers of distribution.

-
- (e)(1) Notwithstanding the provisions of paragraph (a) of this section, prior to equipment authorization or determination of compliance with the applicable technical requirements any radio frequency device may be operated, but not marketed, for the following purposes and under the following conditions:
- (i) *Compliance testing;*
 - (ii) Demonstrations at a trade show provided the notice contained in paragraph (c) of this section is displayed in a conspicuous location on, or immediately adjacent to, the device;
 - (iii) Demonstrations at an exhibition conducted at a business, commercial, industrial, scientific or medical location, but excluding locations in a residential environment, provided the notice contained in paragraphs (c) or (d) of this section, as appropriate, is displayed in a conspicuous location on, or immediately adjacent to, the device;
 - (iv) Evaluation of product performance and determination of customer acceptability, provided such operation takes place at the manufacturer's facilities during developmental, design or pre-production states; or
 - (v) Evaluation of product performance and determination of customer acceptability where customer acceptability of a radio frequency device cannot be determined at the manufacturer's facilities because of size or unique capability of the device, provided the device is operated at a business, commercial, industrial, scientific or medical user's site, but not at a residential site, during the development, design or pre-production stages.
- (e)(2) For the purpose of paragraphs (e)(1)(iv) and (e)(1)(v) of this section, the term *manufacturer's facilities* includes the facilities of the party responsible for compliance with the regulations and the manufacturer's premises, as well as the facilities of other entities working under the authorization of the responsible party in connection with the development and manufacture, but not the marketing, of the equipment.
- (f) For radio frequency devices subject to verification and sold solely to business, commercial, industrial, scientific and medical users (excluding products sold to other parties or for operation in a residential environment), parties responsible for verification of the devices shall have the option of ensuring compliance with the applicable technical specifications of this chapter at each end user's location after installation, provided that the purchase or lease agreement includes a provision that such a determination of compliance be made and is the responsibility of the party responsible for verification of the equipment.

The following is extracted from Title 47 of the Code of Federal Regulations, Part 2, Subpart Y — Equipment Authorization Procedures:

§ 2.901 Basis and Purpose

- (a) In order to carry out its responsibilities under the Communications Act and the various treaties and international regulations, and in order to promote efficient use of the radio spectrum, the Commission has developed technical standards for radio frequency equipment and parts or components thereof. The technical standards applicable to individual types of equipment are found in that part of the rules governing the service wherein the equipment is to be operated.¹ *In addition to the technical standards provided, the rules governing the service may require that such equipment be verified by the manufacturer or importer, be authorized under a Declaration of Conformity, or receive an equipment authorization from the Commission by one of the following procedures: certification or registration.*
- (b) The following sections describe the verification procedure, the procedure for a Declaration of Conformity, and the procedures to be followed in obtaining certification from the Commission and the conditions attendant to such a grant, whichever is applicable.

§ 2.902 Certification.

- (a) Certification is an equipment authorization issued by the Commission, based on representation and test data submitted by the applicant.
- (b) Certification attaches to all units subsequently marketed by the grantee which are identical (see Section 2.908) to the sample tested except for permissive changes or other variations authorized by the Commission pursuant to Section 2.1043.

¹ In this case, the equipment is subject to the rules of Part 15. More specifically, the equipment falls under Subpart B (of Part 15), which deals with unintentional radiators.

§ 2.948 Description of measurement facilities.

- (a) Each party making measurements of equipment that is subject to an equipment authorization under Part 15 or Part 18 of this chapter, regardless of whether the measurements are filed with the Commission or kept on file by the party responsible for compliance of equipment marketed within the U.S. or its possessions, shall compile a description of the measurement facilities employed.
 - (1) If the measured equipment is subject to the verification procedure, the description of the measurement facilities shall be retained by the party responsible for verification of the equipment.
 - (i) *If the equipment is verified through measurements performed by an independent laboratory, it is acceptable for the party responsible for verification of the equipment to rely upon the description of the measurement facilities retained by or placed on file with the Commission by that laboratory. In this situation, the party responsible for the verification of the equipment is not required to retain a duplicate copy of the description of the measurement facilities.*
 - (ii) If the equipment is verified based on measurements performed at the installation site of the equipment, no specific site calibration data is required. It is acceptable to retain the description of the measurement facilities at the site at which the measurements were performed.
 - (2) If the equipment is to be authorized by the Commission under the certification procedure, the description of the measurement facilities shall be filed with the Commission's Laboratory in Columbia, Maryland. The data describing the measurement facilities need only be filed once but must be updated as changes are made to the measurement facilities or as otherwise described in this section. At least every three years, the organization responsible for filing the data with the Commission shall certify that the data on file is current.

7.2. Label and User's Manual Information

The following is extracted from Title 47 of the Code of Federal Regulations, Part 15, Subpart A — General:

§ 15.19 Labeling requirements.

(a) *In addition to the requirements in Part 2 of this chapter, a device subject to certification or verification shall be labeled as follows:*

- (1) Receivers associated with the operation of a licensed radio service, e.g., FM broadcast under Part 73 of this chapter, land mobile operation under Part 90, etc., shall bear the following statement in a conspicuous location on the device:

This device complies with Part 15 of the FCC Rules. Operation is subject to the condition that this device does not cause harmful interference.

- (2) A stand-alone cable input selector switch, shall bear the following statement in a conspicuous location on the device:

This device is verified to comply with Part 15 of the FCC Rules for use with cable television service.

- (3) All other devices shall bear the following statement in a conspicuous location on the device:

This device complies with Part 15 of the FCC Rules. Operation is subject to the following two conditions: (1) This device may not cause harmful interference, and (2) this device must accept any interference received, including interference that may cause undesired operation.

- (4) Where a device is constructed in two or more sections connected by wires and marketed together, the statement specified under paragraph (a) of this section is required to be affixed only to the main control unit.

- (5) When the device is so small or for such use that it is not practicable to place the statement specified under paragraph (a) of this section on it, the information required by this paragraph shall be placed in a prominent location in the instruction manual or pamphlet supplied to the user or, alternatively, shall be placed on the container in which the device is marketed. However, the FCC identifier or the unique identifier, as appropriate, must be displayed on the device.

§ 15.21 Information to user.

The users manual or instruction manual for an intentional or unintentional radiator shall caution the user that changes or modifications not expressly approved by the party responsible for compliance could void the user's authority to operate the equipment.

The following is extracted from Title 47 of the Code of Federal Regulations, Part 15, Subpart B — Unintentional Radiators:

§ 15.105 Information to the user.

- (a) For a Class B digital device or peripheral, the instructions furnished the user shall include the following or similar statement, placed in a prominent location in the text of the manual:

Note: This equipment has been tested and found to comply with the limits for a Class B digital device, pursuant to Part 15 of the FCC Rules. These limits are designed to provide reasonable protection against harmful interference when the equipment is operated in a residential environment. This equipment generates, uses, and can radiate radio frequency energy and, if not installed and used in accordance with the instruction manual, may cause harmful interference to radio communications. However, there is no guarantee that interference will not occur in a particular installation. If this equipment does cause harmful interference to radio or television reception, which can be determined by turning the equipment off and on, the user is encouraged to try to correct the interference by one or more of the following measures:

- Reorient or relocate the receiving antenna.
- Increase the separation between the equipment and receiver.
- Connect the equipment into an outlet on a circuit different from that to which the receiver is connected.
- Consult the dealer or an experienced radio/TV technician for help.

End of Report