


EUT Test Setup Photographs


1.1 30 MHz – 1 GHz at 3 Meters Front View, Aluminum Enclosure



1.2 30 MHz – 1 GHz at 3 Meters Rear View, Aluminum Enclosure



1.3 30MHz – 1 GHz at 3 Meters Front View, Stainless Steel Enclosure




1.4 30MHz – 1 GHz at 3 Meters Rear View, Stainless Steel Enclosure




1.5 1 – 18 GHz at 1 Meter Front View, Aluminum Enclosure**1.6 1 – 18 GHz at 1 Meter Rear View, Aluminum Enclosure**

1.7 1 – 18 GHz at 1 Meter Front View, Stainless Steel Enclosure**1.8 1 – 18 GHz at 1 Meter Rear View, Stainless Steel Enclosure**

1.9 18 – 26.5 GHz at 1 Meter Front View, Aluminum Enclosure**1.10 18 – 26.5 GHz at 1 Meter Rear View, Aluminum Enclosure**

1.11 18 – 26.5 GHz at 1 Meter Front View, Stainless Steel Enclosure**1.12 18 – 26.5 GHz at 1 Meter Rear View, Stainless Steel Enclosure**

1.13 26.5 – 40 GHz at 1 Meter Front View Stainless Steel Enclosure**1.14 26.5 – 40 GHz at 1 Meter Rear View Stainless Steel Enclosure**

1.15 26.5 – 40 GHz at 1 Meter Rear View Aluminum Enclosure**1.16 26.5 – 40 GHz at 1 Meter Front View Aluminum Enclosure**