


Appendix D


Photographs

1. SAR measurement System
2. Photographs of Tissue Simulate Liquid
3. Photographs of EUT test position
4. EUT Antenna Locations
5. EUT Constructional Details

1. SAR measurement System



2. Photographs of Tissue Simulate Liquid

Photo 1: Tissue Simulant Liquid for HBBL600-10000MHz	NA
	NA

3. Photographs of EUT test position




Photo 8: Front side 0mm




Photo 9: Back side 0mm



Photo 10: Left side 0mm




Photo 11: Right side 0mm




Photo 12: Top side 0mm

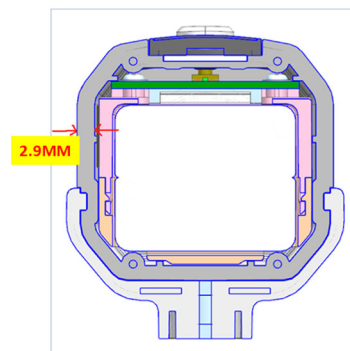
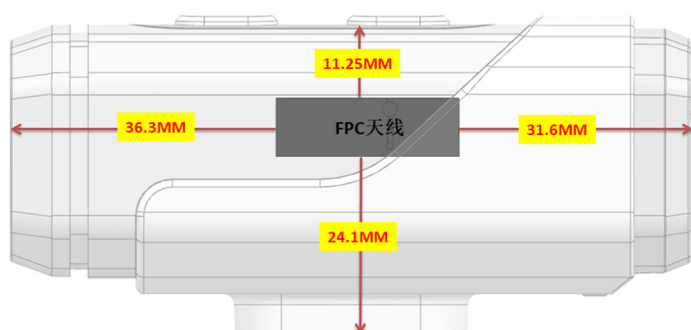


Photo 13: Bottom side 0mm



4. EUT Antenna Locations

天线位置图



5. EUT Constructional Details

Details please Refer to Appendix – Photographs for SZCR2409003437WA.

- End of the Appendix –

