

APPENDIX 3: Photographs of test setup

Radiated Spurious Emission




Photo 1





Photo 2

Worst Case Position (Horizontal: X-axis/ Vertical:Z-axis)

X-axis



Y-axis



Z-axis

